

# Seminole County 2045 Transportation Mobility Plan Survey

336 Responses

11:44 Average time to complete

Active Status

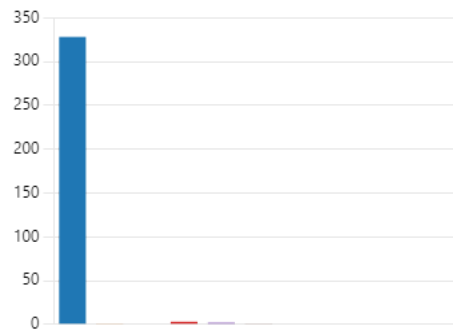
1. How many miles do you travel on a typical day?

<span style="color: blue;">●</span> Less than one mile	6
<span style="color: orange;">●</span> 1-3 miles	25
<span style="color: green;">●</span> 4-10 miles	126
<span style="color: red;">●</span> More than 10 miles	179

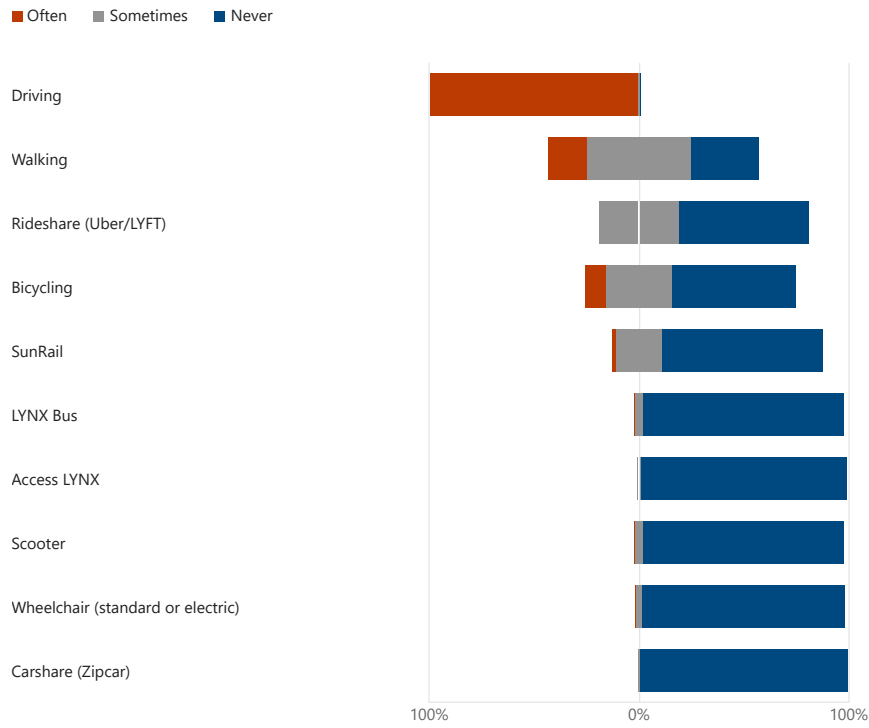


2. What is your primary mode of travel?

<span style="color: blue;">●</span> Driving	328
<span style="color: orange;">●</span> Walking	1
<span style="color: green;">●</span> Rideshare (Uber, Lyft)	0
<span style="color: red;">●</span> Bicycling	3
<span style="color: purple;">●</span> SunRail	2
<span style="color: brown;">●</span> LYNX Bus	1
<span style="color: pink;">●</span> Access LYNX	0
<span style="color: grey;">●</span> Scooter	0
<span style="color: olive;">●</span> Wheelchair (standard or electric)	0
<span style="color: teal;">●</span> Carshare (Zipcar)	0
<span style="color: blue;">●</span> Other	0

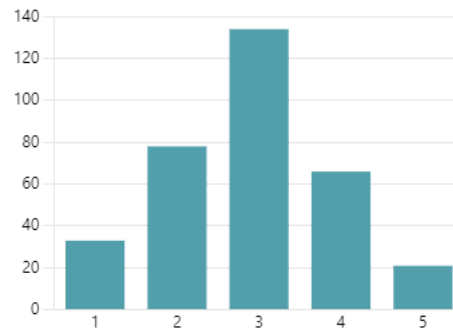


3. How frequently do you use the following modes of travel?

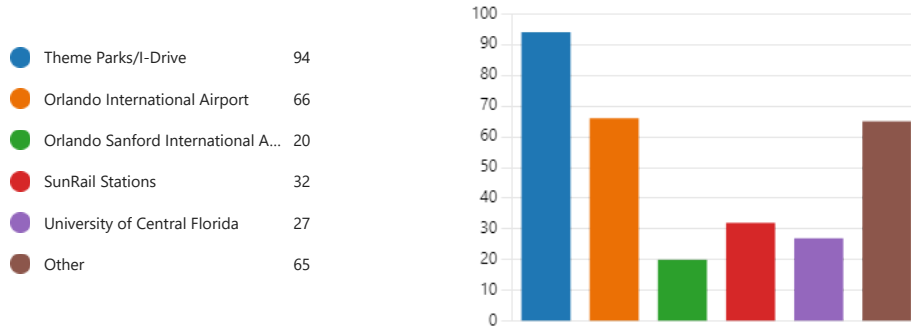


4. In your opinion, how well do the various modes of transportation (including driving, walking, cycling, rideshare, and the use of public transportation) within the county function today?

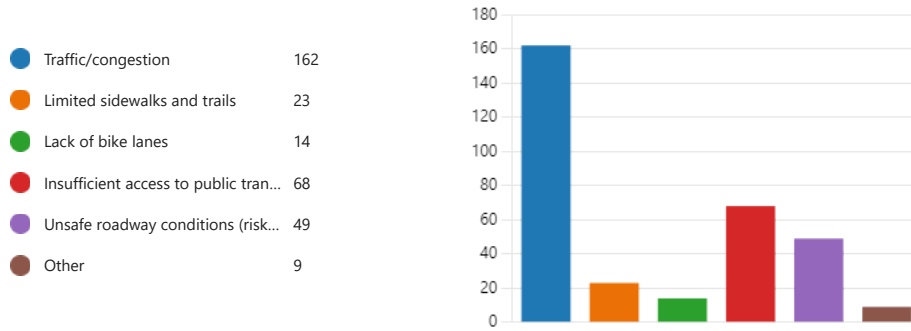
2.89  
Average Rating




5. Which areas in the region are hard to access because of existing transportation related issues?



6. In your opinion, which of the following is Seminole County's primary transportation challenge?



7. Are there roads or areas that you avoid during peak travel times to avoid congestion or delays? If yes, you may provide a brief explanation in the comment box at the end of the survey.



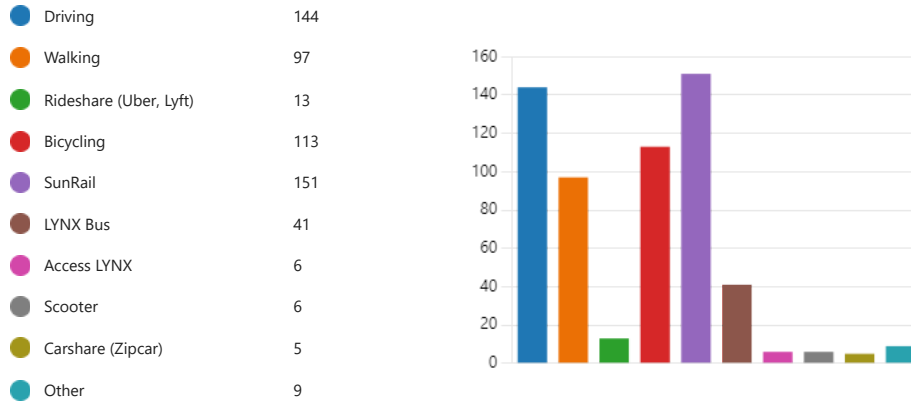
8. In the last 6 months, have you experienced any safety issues when traveling in Seminole County, such as a crash or near miss, lack of safe pedestrian crossings, or poor lighting/visibility, etc.? If yes, you may provide a brief explanation in the comment box at the end of the survey.




9. If you are a wheelchair user, have you experienced any safety or access problems, like missing ramps or countdown timers while traveling around Seminole County? If yes, you may provide a brief explanation in the comment box at the end of the survey.



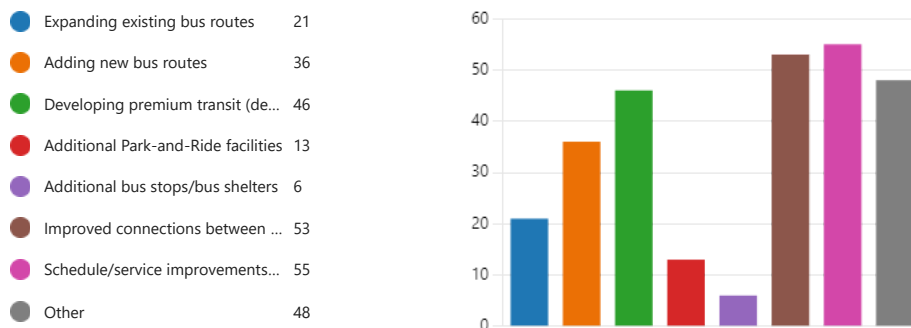
10. Which mode of transportation would you like to use more in the future? Pick two.



11. If you travel by foot or bike, which of the following would improve your commute?

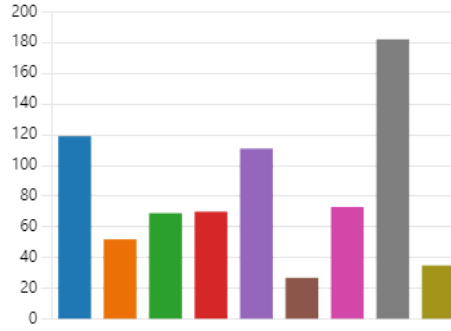


12. Which of the following would encourage you to take public transportation more often?



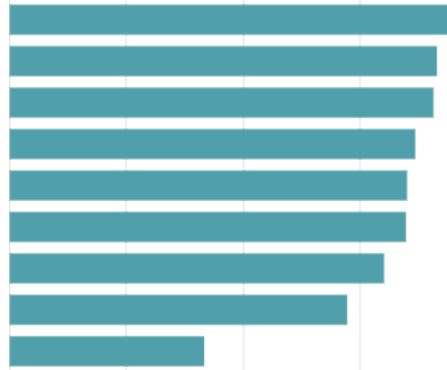
13. What transportation improvements are important to you? Check all that apply.

● Transportation for senior citizens	119
● Transportation for 2nd and 3rd s...	52
● Transportation to medical appoi...	69
● Transportation for youth to extr...	70
● Transportation from rural to urb...	111
● After-hours service for wheelcha...	27
● Evening and weekend bus service	73
● Expanded SunRail access	182
● Other	35



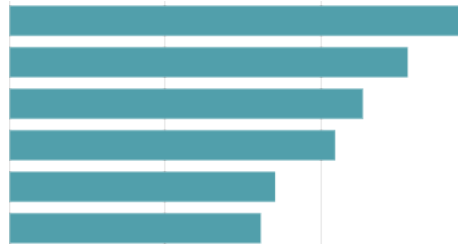
14. Please rank the following types of transportation improvement projects that are being considered for future funding as part of the 2045 Transportation Mobility Plan.

- 1 Traffic signals
- 2 Bicycle and pedestrian safety im...
- 3 Road widening
- 4 Sidewalks
- 5 Pedestrian crossings and bridges
- 6 Trails connections
- 7 Bike lanes
- 8 Lighting upgrades
- 9 Other transportation improvem...



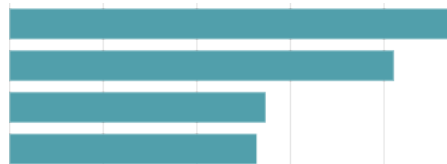
15. Based on your daily travel, rank the types of projects that Seminole County should prioritize.

- 1 drive at a predictable speed duri...
- 2 reach my destination using publ...
- 3 reach my destination by bicycle
- 4 get to a bus stop and wait there...
- 5 reach by destination by foot
- 6 ride a bike/scooter on a direct, ...



16. Which types of infrastructure projects should Seminole County prioritize to improve roadway travel?

- 1 Intersection improvements (suc...
- 2 Widen existing roads
- 3 Construct new roads
- 4 Traffic calming (such as speed b...



17. What is your home zip code?

335  
Responses

Latest Responses

"32779"  
"32779"  
"32750"

83 respondents (25%) answered 32765 for this question.



18. Please enter any additional comments here.

211  
Responses

Latest Responses

"Q7: Wekiva Parkway gets congested at rush hours. Need widening near two ..."  
"I've noticed many bicyclists and walkers are always on the incorrect side of t..."

78 respondents (37%) answered Roads for this question.

