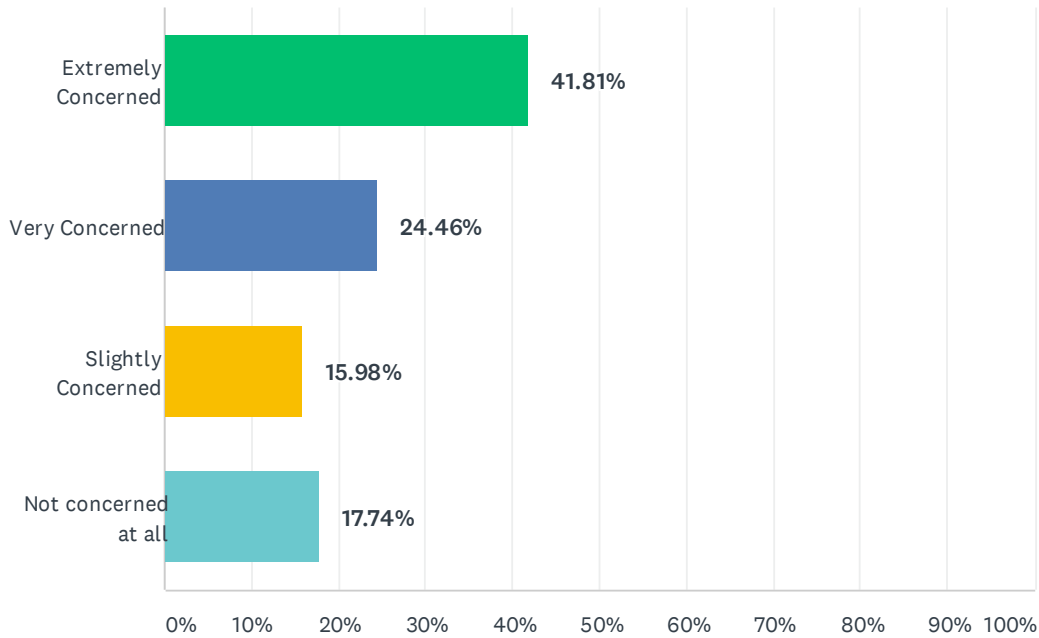


# Q1 How concerned are you about businesses enforcing social distancing guidelines and other COVID-19 prevention health protocols such as wearing masks/face coverings or checking temperature?

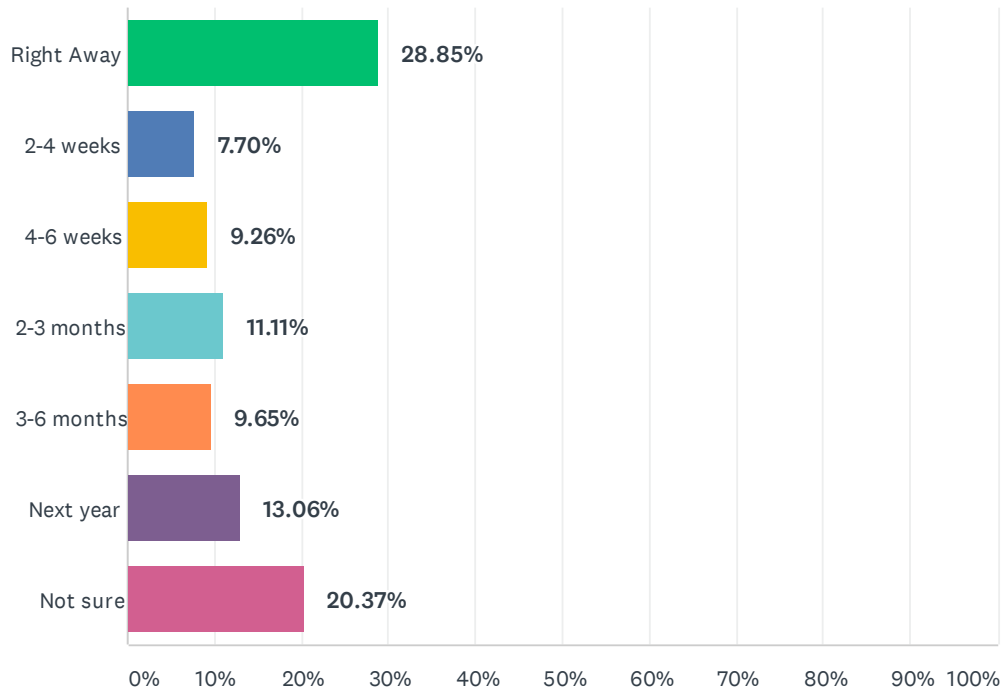
Answered: 1,026 Skipped: 0



ANSWER CHOICES	RESPONSES	
Extremely Concerned	41.81%	429
Very Concerned	24.46%	251
Slightly Concerned	15.98%	164
Not concerned at all	17.74%	182
<b>TOTAL</b>		<b>1,026</b>

## Q2 At what point would you be comfortable dining in at a restaurant?

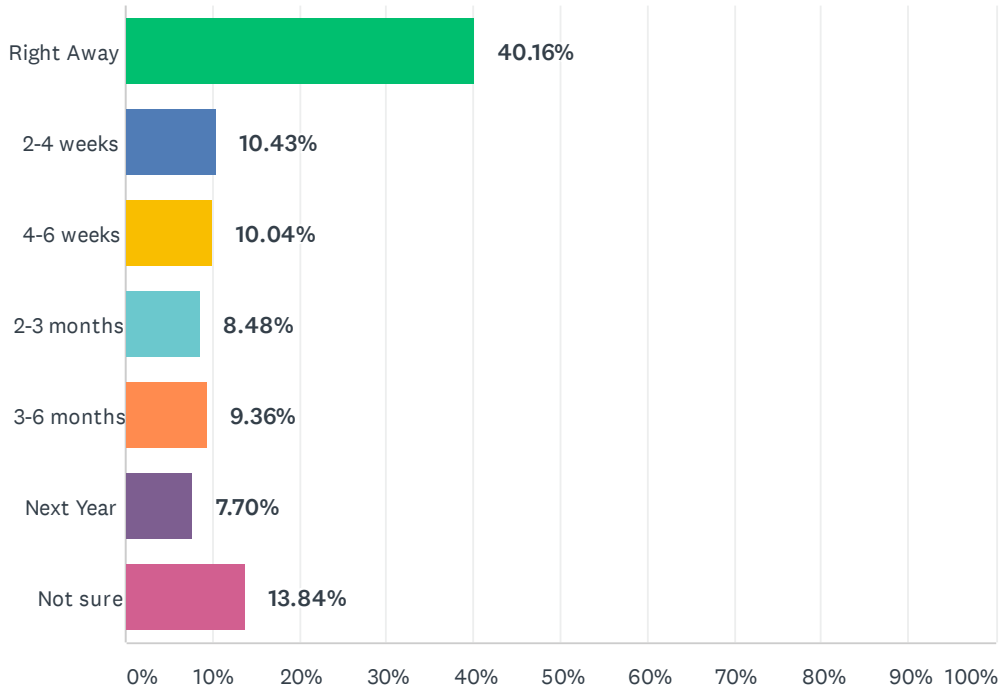
Answered: 1,026 Skipped: 0



ANSWER CHOICES	RESPONSES	
Right Away	28.85%	296
2-4 weeks	7.70%	79
4-6 weeks	9.26%	95
2-3 months	11.11%	114
3-6 months	9.65%	99
Next year	13.06%	134
Not sure	20.37%	209
<b>TOTAL</b>		<b>1,026</b>

### Q3 At what point would you consider shopping in-person at a local retail store (not including grocery stores)?

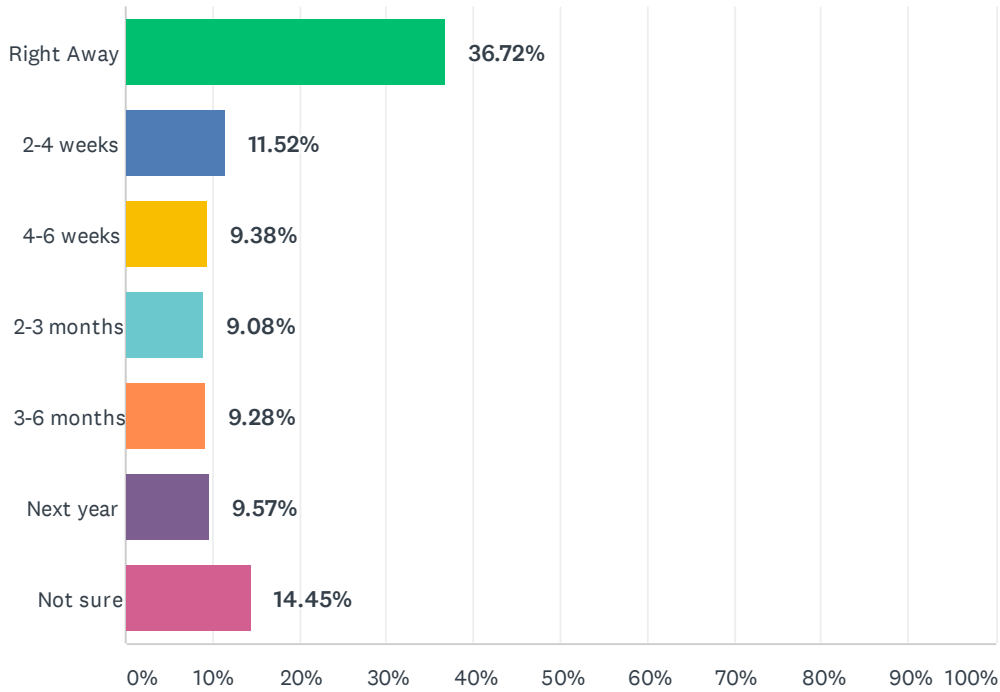
Answered: 1,026 Skipped: 0



ANSWER CHOICES	RESPONSES	
Right Away	40.16%	412
2-4 weeks	10.43%	107
4-6 weeks	10.04%	103
2-3 months	8.48%	87
3-6 months	9.36%	96
Next Year	7.70%	79
Not sure	13.84%	142
<b>TOTAL</b>		<b>1,026</b>

### Q4 At what point would you feel comfortable engaging in business or personal services that involve close contact for extended periods of time (haircut/barber, car sales, signing real estate/banking documents in person, etc.)?

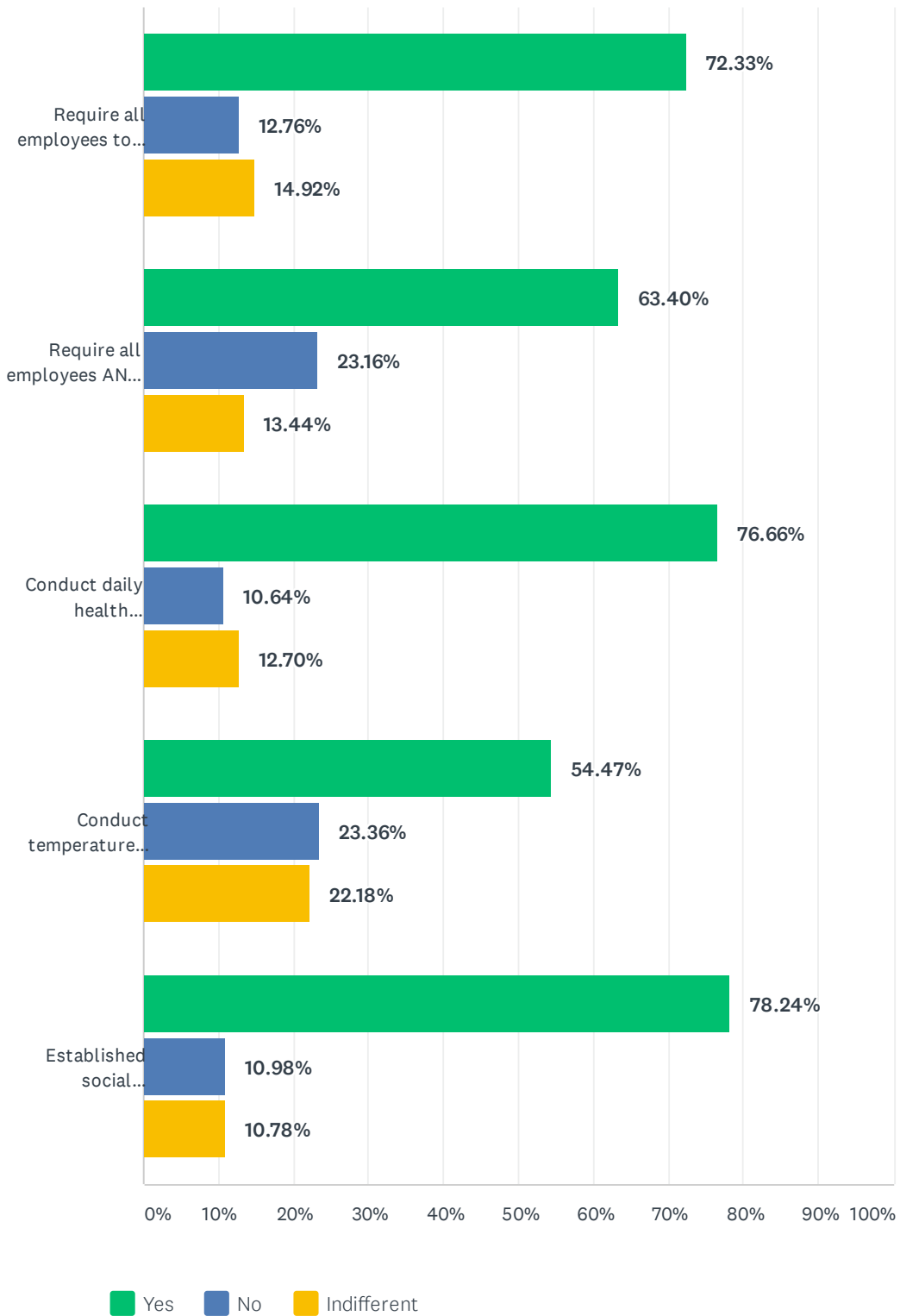
Answered: 1,024 Skipped: 2



ANSWER CHOICES	RESPONSES	
Right Away	36.72%	376
2-4 weeks	11.52%	118
4-6 weeks	9.38%	96
2-3 months	9.08%	93
3-6 months	9.28%	95
Next year	9.57%	98
Not sure	14.45%	148
<b>TOTAL</b>		<b>1,024</b>

### Q5 Are you more likely to shop at a local store or dine at a restaurant if they enforce the below health protocols for employees and/or patrons?

Answered: 1,026 Skipped: 0

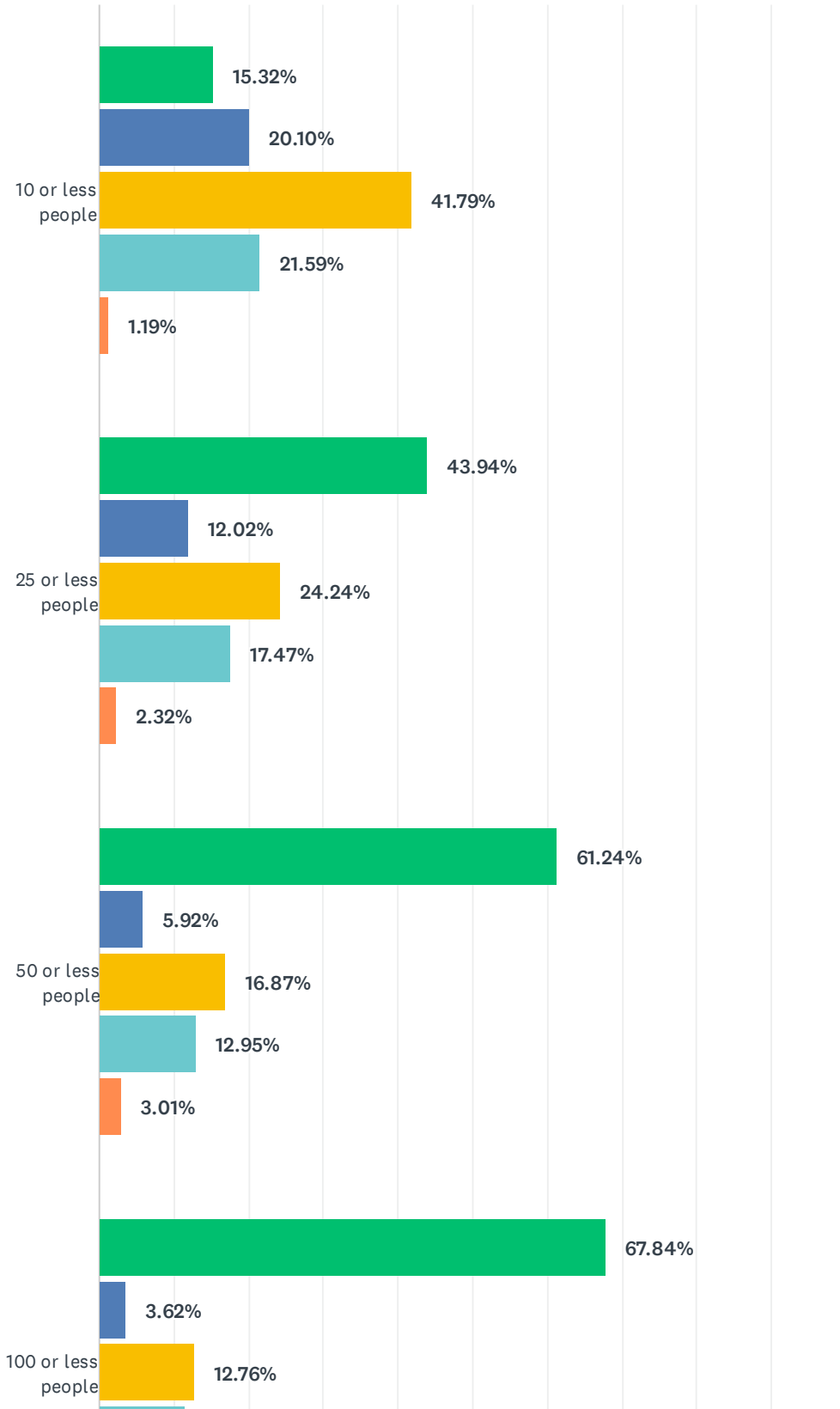


## Seminole County Consumer Confidence

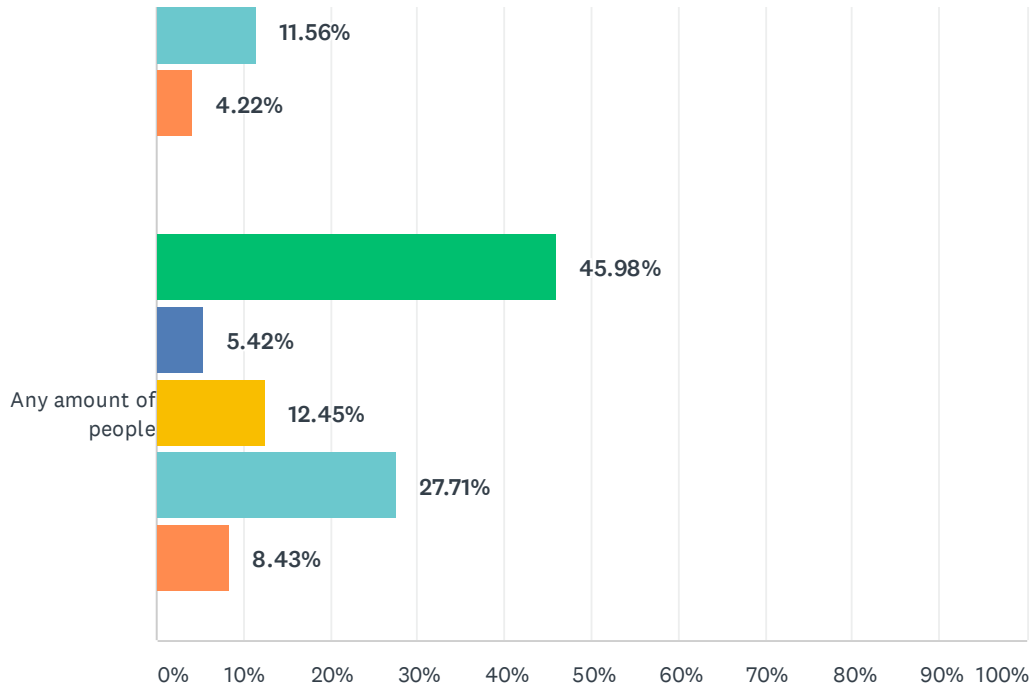
	YES	NO	INDIFFERENT	TOTAL	WEIGHTED AVERAGE
Require all employees to wear masks/face coverings at all times	72.33% 737	12.76% 130	14.92% 152	1,019	1.43
Require all employees AND patrons to wear masks/face coverings at all times	63.40% 646	23.16% 236	13.44% 137	1,019	1.50
Conduct daily health screenings of employees, including checking temperature	76.66% 785	10.64% 109	12.70% 130	1,024	1.36
Conduct temperature checking of patrons entering the business	54.47% 555	23.36% 238	22.18% 226	1,019	1.68
Established social distancing protocols, limiting number of patrons within the business	78.24% 798	10.98% 112	10.78% 110	1,020	1.33

### Q6 If all safety and health precautions were taken, what size gathering would you be comfortable attending in the next 2-6 weeks?

Answered: 1,021 Skipped: 5



## Seminole County Consumer Confidence



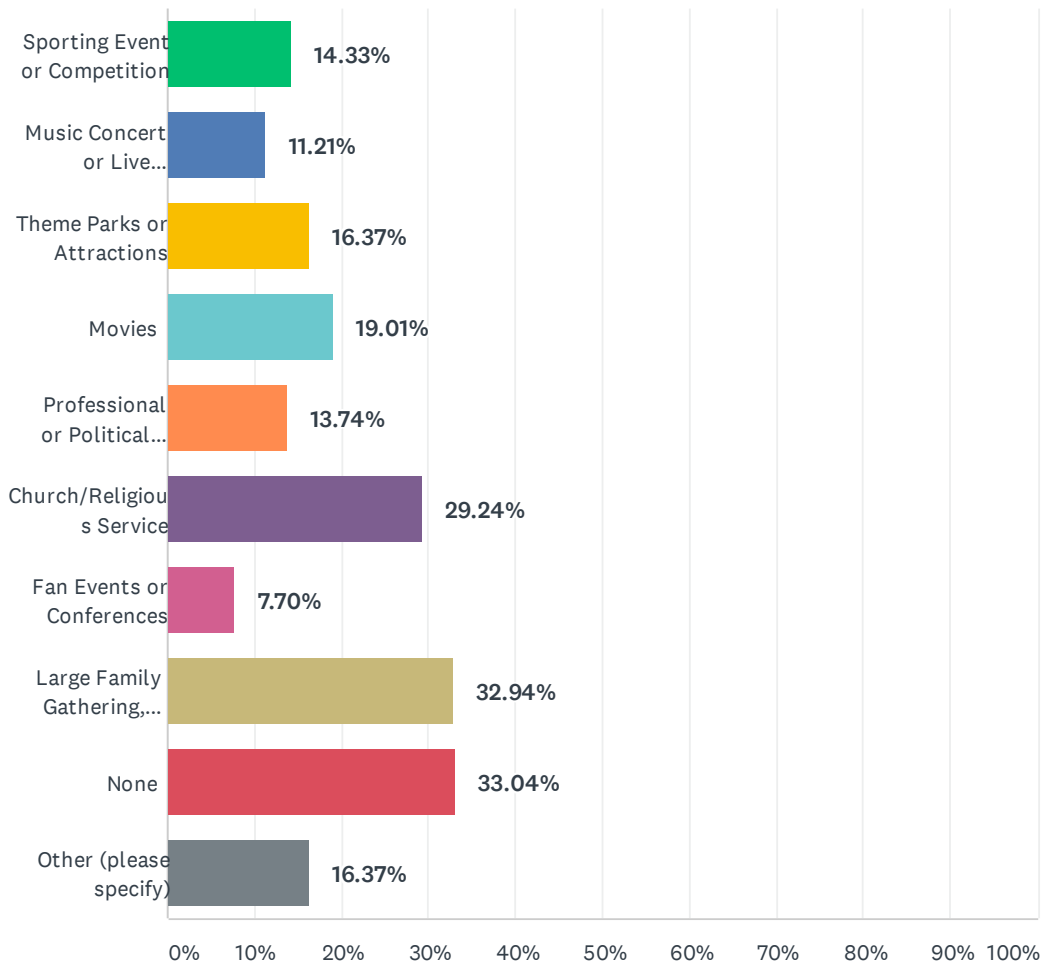
■ Not comfortable attending   
 ■ Somewhat comfortable attending  
■ Comfortable attending   
 ■ Depends on circumstances   
 ■ Not sure

	NOT COMFORTABLE ATTENDING	SOMEWHAT COMFORTABLE ATTENDING	COMFORTABLE ATTENDING	DEPENDS ON CIRCUMSTANCES	NOT SURE	TOTAL	WEIGHTED AVERAGE
10 or less people	15.32% 154	20.10% 202	41.79% 420	21.59% 217	1.19% 12	1,005	2.73
25 or less people	43.94% 435	12.02% 119	24.24% 240	17.47% 173	2.32% 23	990	2.22
50 or less people	61.24% 610	5.92% 59	16.87% 168	12.95% 129	3.01% 30	996	1.91
100 or less people	67.84% 675	3.62% 36	12.76% 127	11.56% 115	4.22% 42	995	1.81
Any amount of people	45.98% 458	5.42% 54	12.45% 124	27.71% 276	8.43% 84	996	2.47



### Q7 What type(s) of gathering are you most likely to attend in the next 2-6 weeks, provided that all safety/health precautions were taken?

Answered: 1,026 Skipped: 0

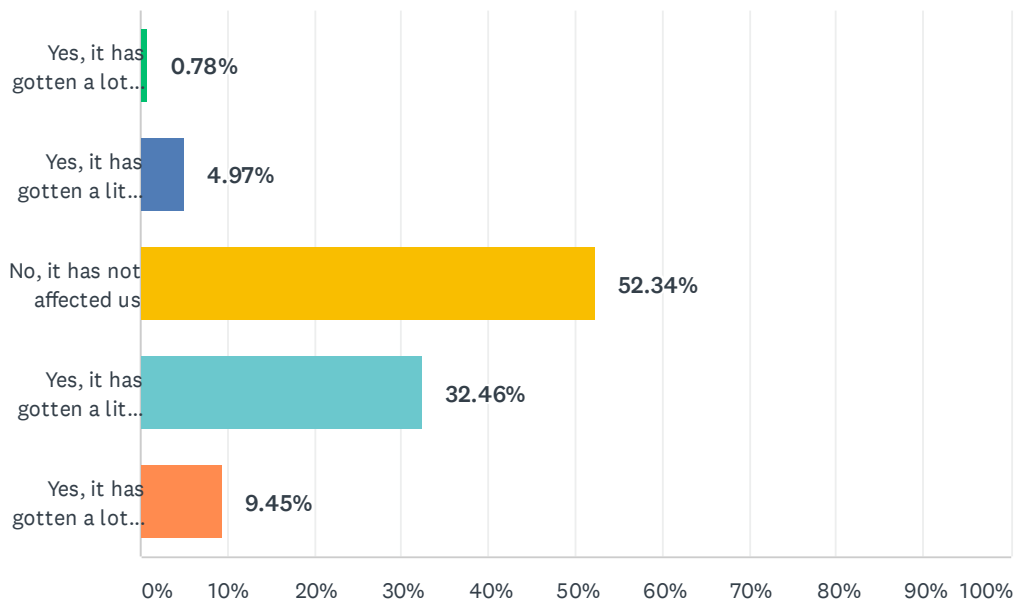


## Seminole County Consumer Confidence

ANSWER CHOICES	RESPONSES	
Sporting Event or Competition	14.33%	147
Music Concert or Live Performance	11.21%	115
Theme Parks or Attractions	16.37%	168
Movies	19.01%	195
Professional or Political Gathering	13.74%	141
Church/Religious Service	29.24%	300
Fan Events or Conferences	7.70%	79
Large Family Gathering, Wedding, or Funeral (More than 10 people)	32.94%	338
None	33.04%	339
Other (please specify)	16.37%	168
Total Respondents: 1,026		

## Q8 Has COVID-19 affected your family's overall economic situation in Seminole County?

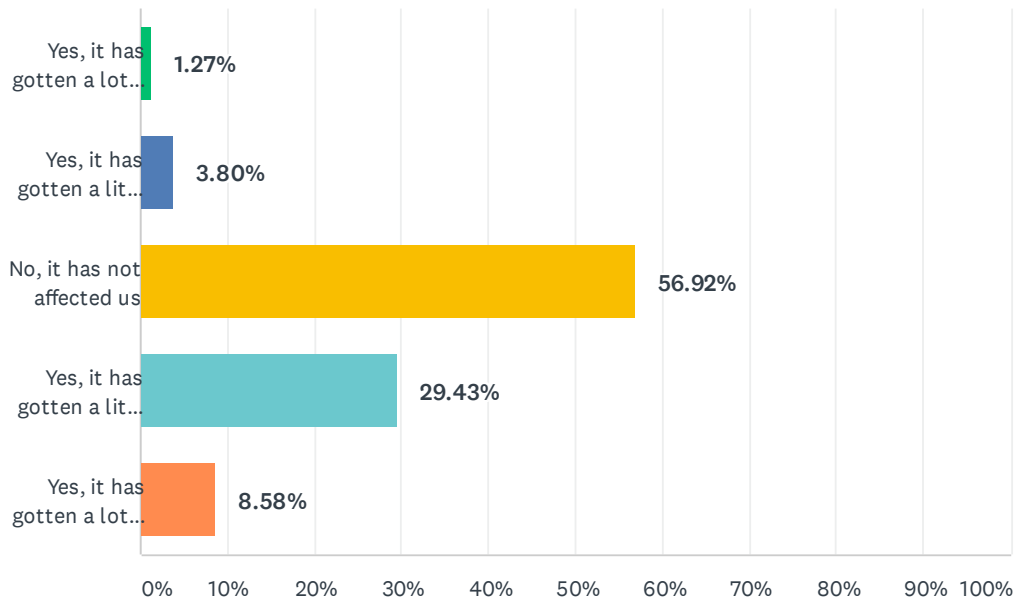
Answered: 1,026 Skipped: 0



ANSWER CHOICES	RESPONSES	
Yes, it has gotten a lot better	0.78%	8
Yes, it has gotten a little better	4.97%	51
No, it has not affected us	52.34%	537
Yes, it has gotten a little worse	32.46%	333
Yes, it has gotten a lot worse	9.45%	97
<b>TOTAL</b>		<b>1,026</b>

## Q9 Has COVID-19 affected your family's overall standard of living in Seminole County?

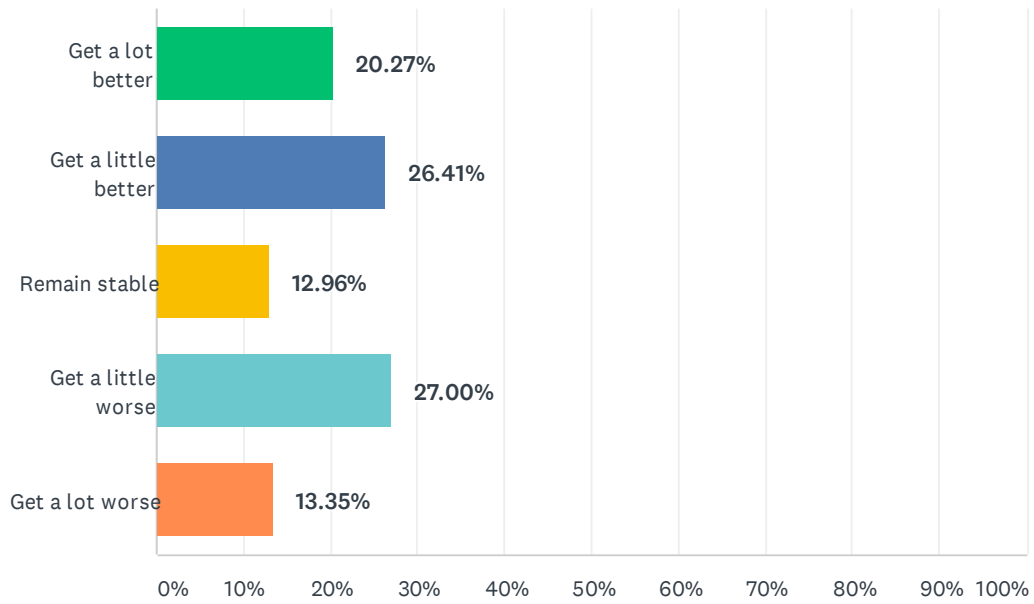
Answered: 1,026 Skipped: 0



ANSWER CHOICES	RESPONSES	
Yes, it has gotten a lot better	1.27%	13
Yes, it has gotten a little better	3.80%	39
No, it has not affected us	56.92%	584
Yes, it has gotten a little worse	29.43%	302
Yes, it has gotten a lot worse	8.58%	88
<b>TOTAL</b>		<b>1,026</b>

### Q10 How do you foresee Seminole County’s economic situation evolving over the next twelve (12) months? Do you believe the local economy will:

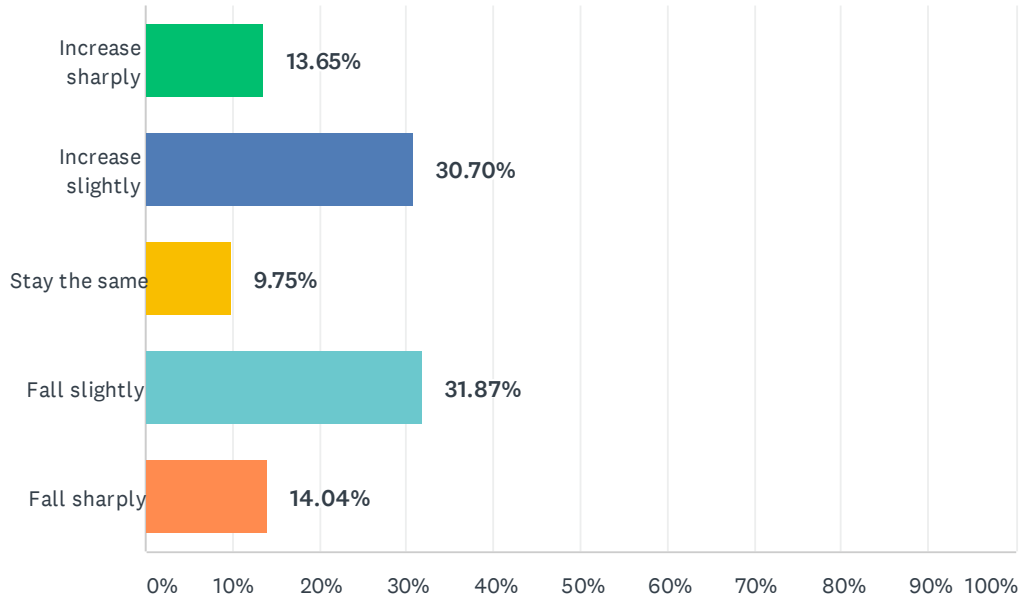
Answered: 1,026 Skipped: 0



ANSWER CHOICES	RESPONSES	
Get a lot better	20.27%	208
Get a little better	26.41%	271
Remain stable	12.96%	133
Get a little worse	27.00%	277
Get a lot worse	13.35%	137
<b>TOTAL</b>		<b>1,026</b>

### Q11 How do you foresee employment levels changing in Seminole County over the next six (6) months? Do you believe that current unemployment numbers will:

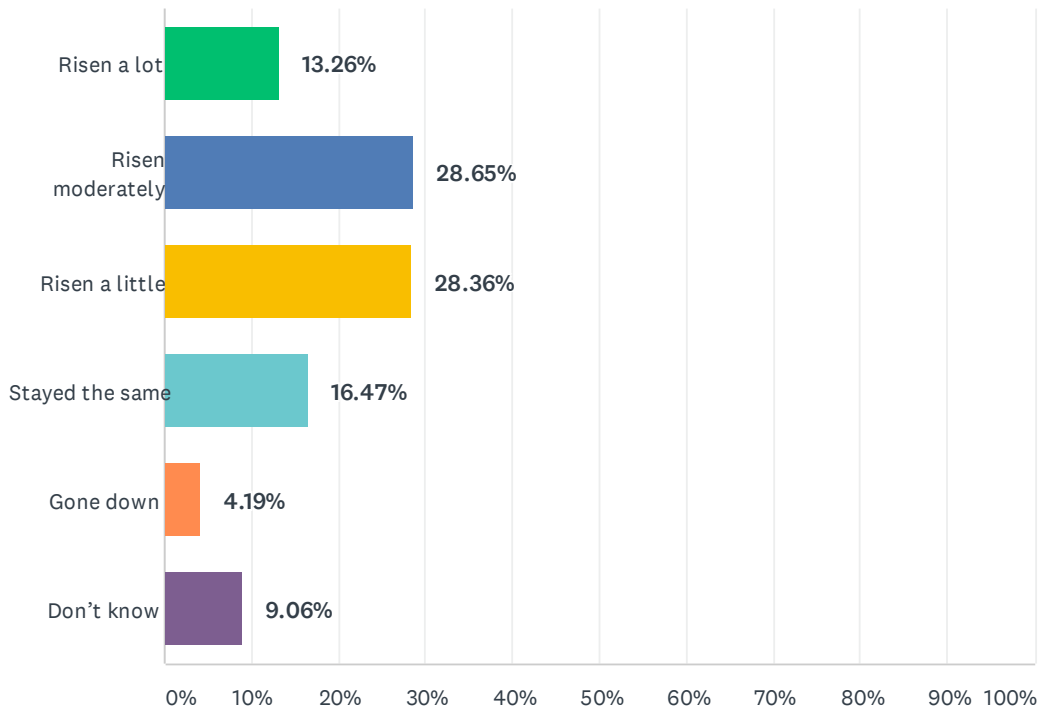
Answered: 1,026 Skipped: 0



ANSWER CHOICES	RESPONSES	
Increase sharply	13.65%	140
Increase slightly	30.70%	315
Stay the same	9.75%	100
Fall slightly	31.87%	327
Fall sharply	14.04%	144
<b>TOTAL</b>		<b>1,026</b>

### Q12 Have you noticed any changes in prices for typical weekly purchases (excluding gasoline) during the past two months? Have they...

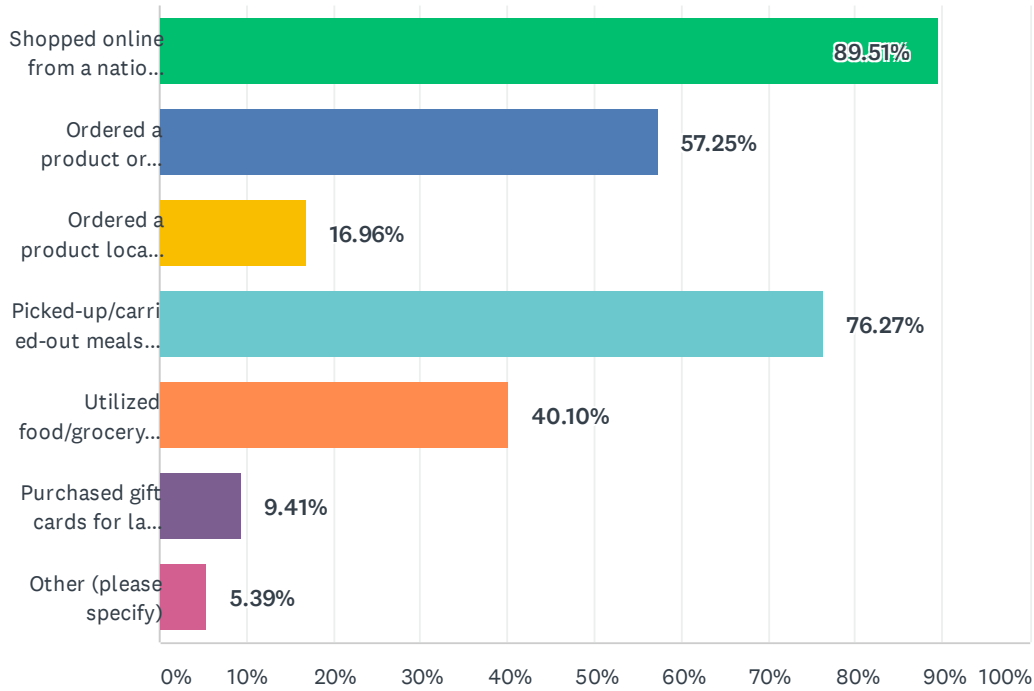
Answered: 1,026 Skipped: 0



ANSWER CHOICES	RESPONSES	
Risen a lot	13.26%	136
Risen moderately	28.65%	294
Risen a little	28.36%	291
Stayed the same	16.47%	169
Gone down	4.19%	43
Don't know	9.06%	93
<b>TOTAL</b>		<b>1,026</b>

### Q13 In the absence of being able to visit local businesses/services in person, what alternative ways have you used to engage with businesses? (Please select all that apply)

Answered: 1,020 Skipped: 6

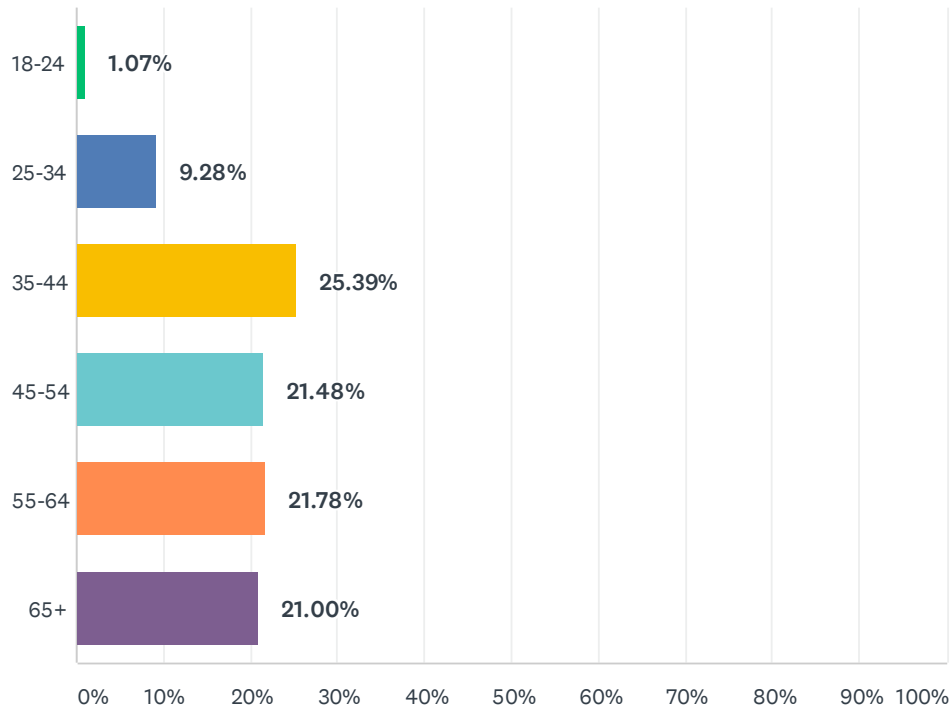


ANSWER CHOICES	RESPONSES	
Shopped online from a national retailer (Amazon, Walmart, Target, etc.)	89.51%	913
Ordered a product or service from a small business for local delivery or pick up	57.25%	584
Ordered a product locally to deliver to a friend/family member as a gift	16.96%	173
Picked-up/carried-out meals from local restaurants	76.27%	778
Utilized food/grocery delivery services (Uber Eats, Doordash, Instacart, Shipt, etc.)	40.10%	409
Purchased gift cards for later use	9.41%	96
Other (please specify)	5.39%	55
Total Respondents: 1,020		



## Q14 Select your age range

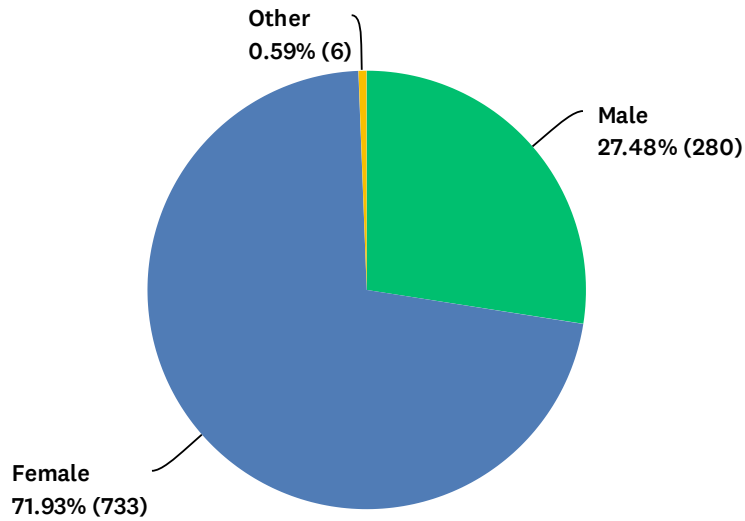
Answered: 1,024 Skipped: 2



ANSWER CHOICES	RESPONSES	
18-24	1.07%	11
25-34	9.28%	95
35-44	25.39%	260
45-54	21.48%	220
55-64	21.78%	223
65+	21.00%	215
<b>TOTAL</b>		<b>1,024</b>

## Q15 Select your gender

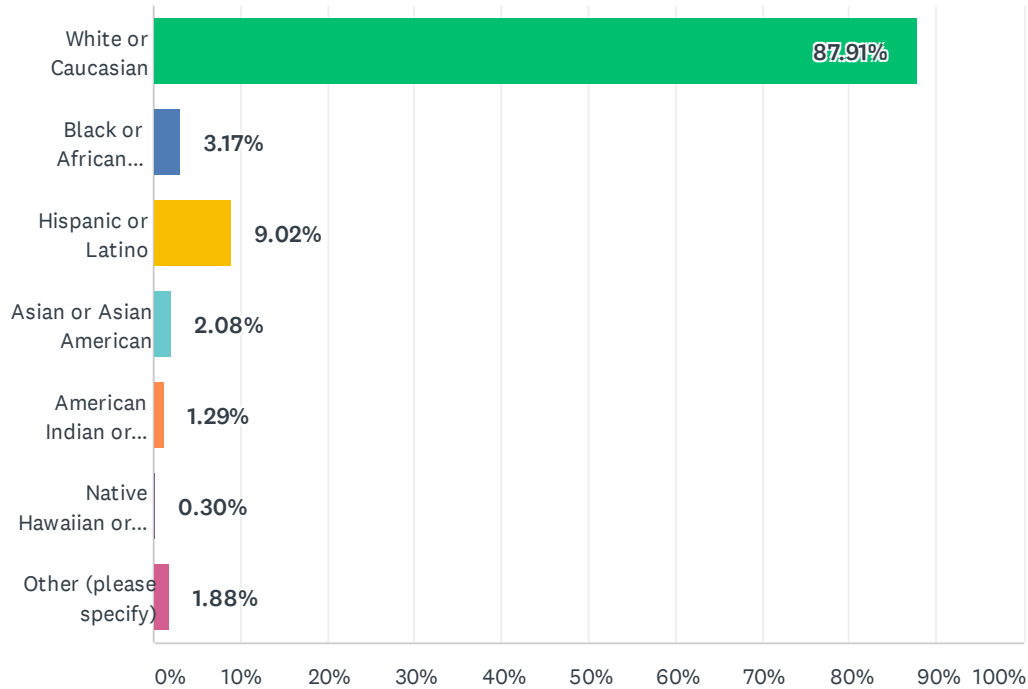
Answered: 1,019 Skipped: 7



ANSWER CHOICES	RESPONSES	
Male	27.48%	280
Female	71.93%	733
Other	0.59%	6
TOTAL		1,019

## Q16 Select your ethnicity (select all that apply)

Answered: 1,009 Skipped: 17



ANSWER CHOICES	RESPONSES	
White or Caucasian	87.91%	887
Black or African American	3.17%	32
Hispanic or Latino	9.02%	91
Asian or Asian American	2.08%	21
American Indian or Alaska Native	1.29%	13
Native Hawaiian or other Pacific Islander	0.30%	3
Other (please specify)	1.88%	19
Total Respondents: 1,009		

# Q17 What is your Seminole County residence zip code?

Answered: 1,009 Skipped: 17

