


Adopted Budget

for Seminole County, Florida



Fiscal Year 2018/2019



SEMINOLE COUNTY
FLORIDA'S NATURAL CHOICE

TABLE OF CONTENTS

BUDGET MESSAGE.....	7
---------------------	---

INTRODUCTION

COUNTY OFFICIALS	17
ORGANIZATIONAL CHART	18
BUDGET AND FISCAL MANAGEMENT STAFF.....	19
GFOA DISTINGUISHED BUDGET PRESENTATION AWARD.....	20
HOW TO READ THIS DOCUMENT	21
HISTORY OF SEMINOLE COUNTY.....	25
SEMINOLE COUNTY GOVERNMENT ORGANIZATION.....	27
SEMINOLE COUNTY AT A GLANCE	28
STRATEGIC PLANNING.....	34
FISCAL POLICIES	36
LONG TERM FINANCIAL PLANNING	45
SHORT TERM INITIATIVES	49
LONG TERM GOALS AND OBJECTIVES	50

BUDGET OVERVIEW

BUDGET CALENDAR.....	51
BUDGET PROCESS.....	52
BUDGET SUMMARY BY FUND - FUNCTION	56
FUND STRUCTURE OVERVIEW.....	57
FUND STRUCTURE SUMMARY	63
BUDGETARY SOURCES OF FUNDS.....	67
BUDGETARY USES BY FUNCTION	69
AD VALOREM FUNDS BY FUNCTION	71

COUNTYWIDE BUDGET

COUNTYWIDE BUDGET SUMMARY	73
COUNTYWIDE MILLAGE SUMMARY	74
FIVE YEAR GROSS TAXABLE VALUE COMPARISON	75
UNINCORPORATED RESIDENTIAL HOME PROPERTY TAX CALCULATION.....	76
RESIDENTIAL HOME PROPERTY TAX COMPARISON.....	77
DETAIL OF CURRENT SOURCES	78
HISTORY OF MAJOR REVENUE SOURCES.....	83
FUND - DEPARTMENT RELATIONSHIP STRUCTURE.....	91
BUDGET BY DEPARTMENT - PROGRAM.....	92
SUMMARY OF USES BY OBJECT CLASSIFICATION - FUNCTION	95
OUTSIDE AGENCY FUNDING	97
NEW GRANT AWARDS & CARRYFORWARD BUDGET.....	102
TRANSFER SUMMARY	104
SUMMARY OF RESERVES.....	105

TABLE OF CONTENTS

COUNTYWIDE BUDGET DETAIL

OVERVIEW	107
DETAIL OF SOURCES BY FUND	108
EXPENDITURE SUMMARY BY FUND - PROGRAM	122
BUDGET COMPARISON BY FUND	134

GENERAL FUND BUDGET

GENERAL FUND VARIANCE SUMMARY (STRUCTURAL ANALYSIS).....	163
SOURCES OF FUNDS	164
SUMMARY OF SOURCES	166
BUDGETARY USES.....	170
SUMMARY OF USES BY FUNCTION - PROGRAM	171
HISTORY OF FUND BALANCES	173
FUNDING PER CAPITA – BCC OPERATIONS & CONSTITUTIONAL OFFICERS.....	174

PERSONNEL SERVICES

PERSONNEL SERVICES OVERVIEW	175
COUNTYWIDE POSITION SUMMARY	176
FTE COMPARISON BY FUND.....	177
COUNTYWIDE FTE CHANGES.....	178
INTERNS AND TEMPORARY EMPLOYEES.....	179
FTE COMPARISON BY DEPARTMENT - PROGRAM	180
OVERTIME BY DEPARTMENT - PROGRAM.....	183
PAY BANDS.....	185
GROWTH OF COUNTY POPULATION TO GROWTH OF BCC EMPLOYEES.....	186

INTERNAL SERVICE CHARGES

INTERNAL SERVICE CHARGES OVERVIEW	187
INTERNAL SERVICE CHARGES SUMMARY BY FUND.....	191
INTERNAL SERVICE CHARGES SUMMARY BY DEPARTMENT	192
INTERNAL SERVICE CHARGES COST DRIVERS BY FUND.....	193

NON-BASE BUDGETS

SUMMARY OF NON-BASE BUDGETS	195
PROJECTS INTRODUCTION.....	196
SUMMARY OF MAJOR PROJECTS - OPERATING IMPACTS	197
COUNTYWIDE PROJECTS BY FUND.....	200
5 YEAR CAPITAL IMPROVEMENT PROJECTS BY ELEMENT - SUMMARY	204
5 YEAR CAPITAL IMPROVEMENT PROJECTS BY ELEMENT - PROJECT	205
OTHER NON-BASE BUDGETS BY FUND TYPE - PROGRAM	208
OTHER NON-BASE BUDGETS BY DEPARTMENT - PROGRAM	213

TABLE OF CONTENTS

DEBT MANAGEMENT

SUMMARY OF OUTSTANDING DEBT	219
TOTAL COUNTY DEBT OUTSTANDING.....	224
ASSIGNED UNDERLYING RATINGS.....	225

DEPARTMENT SECTIONS

ADMINISTRATION.....	227
CONSTITUTIONAL OFFICERS	265
COURT SUPPORT	279
LEISURE SERVICES	299
FIRE.....	323
COMMUNITY SERVICES.....	343
PUBLIC WORKS	361
ENVIRONMENTAL SERVICES – UTILITIES.....	397
ENVIRONMENTAL SERVICES – SOLID WASTE	413
DEVELOPMENT SERVICES	425
INFORMATION SERVICES	441
RESOURCE MANAGEMENT	459

GLOSSARY

GLOSSARY	489
----------------	-----

APPENDIX

MILLAGE RESOLUTION	499
BUDGET RESOLUTION.....	503



SEMINOLE COUNTY
FLORIDA'S NATURAL CHOICE

October 1, 2018

To the Citizens of Seminole County and the Honorable Members of the Board of County Commissioners:

Pursuant to the Florida Statutes and the Seminole County Home Rule Charter, I respectfully present the adopted budget for Fiscal Year 2018/19. The adopted budget is balanced and totals \$793 million for all governmental and proprietary activities of the County, including \$433 million for base budget operations, \$89 million in non-base expenditures, and \$271 million for non-dedicated transfers and reserves. The adopted budget results in a 4% operating increase from last fiscal year, with no increase in the County's General Fund, Fire Fund, or Unincorporated Road MSTU millage rates.

BUDGET BY TYPE				
DESCRIPTION	FY18 BUDGET	FY19 BUDGET	FY19 VARIANCE	%
BASE BUDGETS	412,325,462	432,933,050	20,607,588	5%
FLEET	7,544,755	9,351,181	1,806,426	24%
EQUIPMENT	2,864,040	3,200,260	336,220	12%
FACILITIES PROJECTS	1,309,194	1,406,950	97,756	7%
PROJECTS	71,713,165	69,530,504	(2,182,660)	-3%
GRANTS	5,532,407	5,407,279	(125,128)	-2%
OPERATING BUDGET	501,289,023	521,829,224	20,540,202	4%
TRANSFERS	34,121,602	43,183,598	9,061,996	27%
RESERVES	219,910,831	228,035,066	8,124,234	4%
Grand Total	755,321,456	793,047,888	37,726,432	5%

The adopted Fiscal Year 2018/19 budget reflects our continuing commitment to meet the challenges of a growing county, while maintaining fiscal and operational sustainability. Seminole County's strong housing market and economic development efforts have propelled increased taxable property values countywide for the sixth consecutive year, averaging 6.5% annual growth over the past five years. The median price of an existing single-family home is now \$259,000, while the median price of a newly-constructed home is \$467,300, an 18% increase over prior year market values. Commercial markets are showing steady growth in property values that range between 2-15% annually. The County's 42 hotels continue to experience month-over-month increases in occupancy and average daily rates, contributing to Tourist Development Tax collections of \$1.1 million per penny or \$5.6 million in Fiscal Year 2018/19. Our Infrastructure Sales Tax is estimated to generate \$76 million in Fiscal Year 2018/19, with the County receiving \$42 million, the School Board \$19 million, and the cities will share in \$15 million.

Significant highlights and components of the adopted budget reflect ongoing priorities of the County, including:

A Structurally Balanced General Fund

- Fiscal Year 2018/19 marks the third consecutive year the budget is balanced without the use of reserves.
- General Fund Reserves reflect a healthy balance of 26% of revenues.

Investments in Public Safety

- Fire Station 29, a \$3.4 million project opened in December. More than 2,500 calls for emergency support from residents in the Oviedo and Winter Springs' communities will be addressed by this station.
- A new \$400,000 tanker truck and three new full-time firefighters have been included in this budget.
- The Sheriff's Office has designated additional funding towards attracting and retaining quality public safety personnel.

High Quality Jobs

- \$2.2 million has been allocated to on-going commitments towards economic development projects and partnerships. Investments in our business community have supported the creation of nearly 5,000 new jobs since 2014.

Maintain Our Quality Infrastructure

- Major Fiscal Year 2018/19 roadway infrastructure projects include Lake Emma Road at I-4 intersection improvements, and the resurfacing of Curryville, Howell Branch, and Markham Woods Roads.
- Major Fiscal Year 2018/19 Water and Sewer improvements include the County Road 427 force main rehabilitation, Apple Valley distribution pipe improvements, Greenwood Lakes water reclamation and effluent transfer pump replacements, and the Wekiva Parkway utility relocation project.

Traffic Management Tools

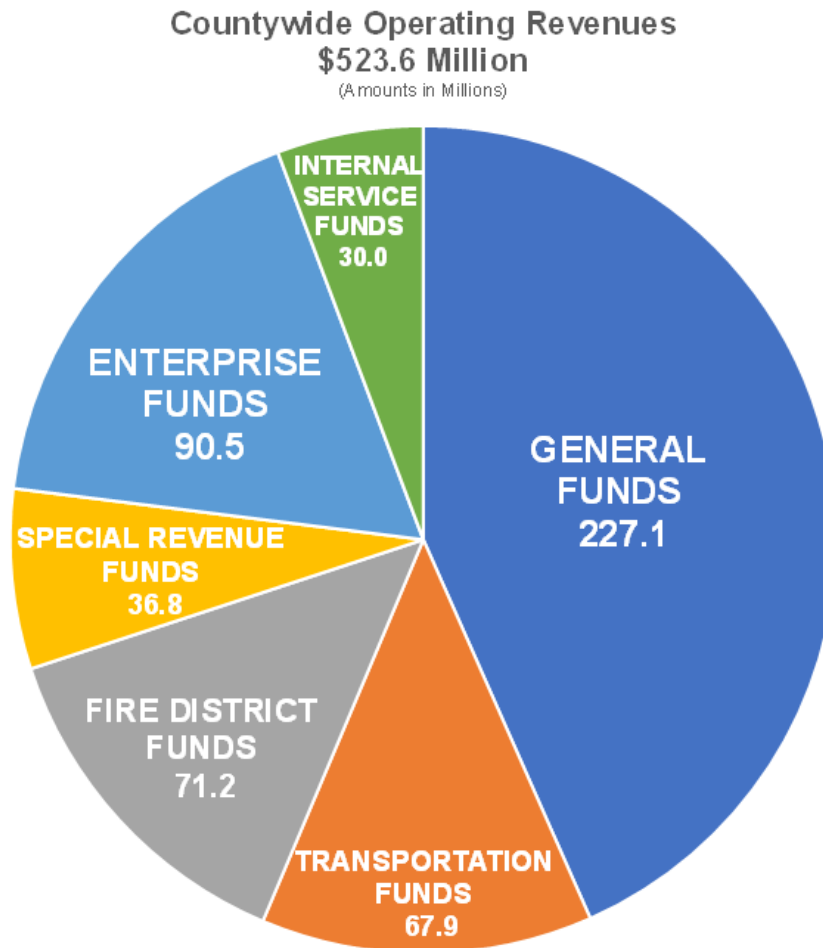
- In addition to other traditional road and stormwater projects, \$2.5 million in voter-approved Infrastructure Sales Tax funds have been designated for advanced traffic management systems, signal mast arms, trails, and road striping projects.

Recreational Enhancements

- \$700K in Infrastructure Sales Tax funding has been allocated for the EE Williamson Rd Trail Connection.
- \$200k has been designated to upgrade the much-anticipated Rolling Hills Regional Park.
- \$800k has been allocated for new library books and more than \$300k will be disbursed for new playground equipment at Sylvan Lake and Sanlando Parks.

Affordable Housing

- The median sale price for a single-family home in Seminole County has increased by 20% since 2010. A challenging byproduct of a growing economy is the availability of affordable housing. Recent appreciation in housing prices has created an emergent focus on affordable opportunities.
- Seminole County will receive more than \$2.8 million in HUD funding in Fiscal Year 2018/19, to administer and provide affordable housing and related programs. This is the largest allocation since Fiscal Year 2010/11.



General Revenue funds include all funds/sub-funds that require regular transfers from the General Fund to operate.
(Excludes Fund Balance and Interfund Transfers)

General Operating Funds

General government operations, including those undertaken by the County's Constitutional Officers, are funded through three primary sources: property taxes, state shared revenues, and locally generated revenues. In total, the County's General Fund Operating Revenues (excluding fund balance and interfund transfers) total \$227.1 million, an increase of \$12.7 million over the prior year. Minor revenues increased \$200K and major revenues are detailed below:

Property Taxes

Revenue estimates are based on a continuation of the countywide millage rate of 4.8751, Unincorporated Road District millage rate of 0.1107, and a Fire Protection District millage rate of 2.7649.

Countywide taxable property values increased by 8.0% over Fiscal Year 2017/18. New construction accounts for 1.74% of the increase, while reappraisals of existing properties are responsible for 6.27%.

The Unincorporated Road District MSTU increased by 6.4% in property value and Fire Protection District taxable property values grew by 7.46% over Fiscal Year 2017/18.

The growth in taxable property values led to an ad valorem revenue increase of \$11.4 million to the General Fund; \$4.3 million to the Fire Funds; and \$105,000 to the Transportation Trust Fund, totaling \$15.8 million over Fiscal Year 2017/18.

State Shared Revenue

Countywide state shared revenues include County Revenue Sharing and Half-Cent Sales Tax. Both are funded primarily through the State 6 cent sales tax which is expected to increase by \$1.1 million, or 3%, in Fiscal Year 2018/19.

Communication Service Tax

Communication Service Tax (CST) is projected to decrease to \$5.7 million in Fiscal Year 2018-19, a \$200,000 reduction over the previous year. CST revenues have dropped 15% over the last two years and are expected to continue to decline, primarily due to changes in technologies.

Intragovernmental Transfers

Intragovernmental Transfers, or excess fee returns from Constitutional Officers, are not a guaranteed annual source of revenue. However, many County governments depend upon these returns to help supplement the property taxes used to support the growing cost of non-BCC controlled Constitutional Officer Budgets.

Returns from the Clerk of the Court and Comptroller, Property Appraiser, Sheriff, Supervisor of Elections, and Tax Collector are estimated to total \$1.6 million in Fiscal Year 2018/19, a \$0.6 million decrease over the Fiscal Year 2017/18 adopted budget estimate of \$2.1 million. Since Fiscal Year 2016/17, excess fee returns from Constitutional Officers have decreased by \$4.5 million.¹

Fire District Fund

Meeting the public safety needs of the County's rapidly growing population are a top priority for the Board of County Commissioners. The FY 2018/19 budget is balanced without the use of reserves or Sales Tax Funding for the first time in 5 years. This fund is facing many challenges moving forward, a competitive labor environment, the need for new stations, and fleet replacement. It is critical for the County to maintain a balance between its current revenues and growing forecasted needs.

¹ Just prior to the printing of the adopted budget, the Tax Collector notified the County that he expected to be able to provide a return of excess fees to the County for Fiscal Year 2018/19; however, the precise amount was not known at time of publication.

Special Revenue Funds

Building Fund

Building revenues are based on current construction activity and revenue trends. Building permit revenues are projected at \$4 million, which is a 20%, or \$0.7 million, increase over the Fiscal Year 2017/18 adopted budget.

Infrastructure Sales Tax Fund

The 2014 voter-approved One Cent Infrastructure Sales Tax is estimated at \$76.3 million for Fiscal Year 2018/19, representing a 3% growth over the prior years' adopted revenue. Pursuant to the Interlocal Agreement, the County will receive \$42.4 million, or 55.6% of the projected sales tax. Seminole County Public Schools will receive \$19.1 million, or 25%; the County's seven cities will share in \$14.8 million, or 19.4% of the estimated revenue.

Enterprise Funds

Water and Sewer Fund

The Seminole County Water and Sewer Fund is currently structured under a five-year rate program, which was adopted by the Board of County Commissioners on September 22, 2015. A detailed list of rates is incorporated within Section 20.45 of the Seminole County Administrative Code. Water and Sewer revenues support program operations and debt funding requirements, reinforcing our existing debt and credit ratings and ensuring financial stability. Assuming a 1% ERC growth, a 0.5% increase in usage, and a 3.0% rate increase, the County can anticipate an additional \$1.69 million in water utility revenue and a \$1.7 million increase in sewer utility revenue.

Solid Waste Fund

Operating revenue for the Solid Waste Fund is projected at \$15.7 million, or \$940,000, above the Fiscal Year 2017/18 adopted budget. Additionally, Seminole County is anticipating \$7.5 million in FEMA reimbursements which will offset expenditures made during Hurricanes Matthew and Irma.

Significant Funding Priorities for Fiscal Year 2018/19 within the Adopted General Fund Budget

Non-Base Requests

\$1,333,739

Includes upgrades to the jail door access control system, Information Services software solutions, and "Year Two" of the telephone system refresh project.

Generators

\$2,642,100

Replacement of countywide generators at the County Services Building, Jail, and Water Pump Stations that are no longer reliable, beyond life-expectancy, and/or too costly to repair.

Quality of Life Projects

\$562,188

Includes new playground equipment for Sylvan Lake Park, a new fishing pier for Red Bug Lake Park, perimeter fencing at Sanlando Park, and minor construction at Rolling Hills.

New Positions

\$50,917

Includes 3.4 new, full time employees in the General Fund, including a housing locator position within Community Services and an in-house veterinarian and a customer service specialist within Animal Services. Three of these positions were previously contracted services and are either partially or fully offset by operating budget reductions (\$233,630).

Medical Examiner

\$1,300,000

Due to the projected increase in the number of cases, the anticipated shift to District 5 as a service provider, and the accompanying increases in the level of service, the budget for the Medical Examiner has been increased by \$300,000.

Mass Transit (LYNX)

\$7,234,385

The US 17-92 Community Redevelopment Agency (CRA) sunset at the end of 2017. Upon its conclusion, the \$220,000 cost for enhanced headways along US 17-92 has been absorbed by the General Fund. While the adopted LYNX budget is \$7.2 million, General Fund support of the program is expected to increase by only \$270,840 (a total of \$4.9 million) due to increases in offsetting Ninth-Cent Fuel Tax revenue.

County Health Insurance

\$6,367,685

Current trends indicate that County health insurance expenditures will increase by 14% (\$3M). Treatments and technologies are becoming more-sophisticated, however with advancement comes additional cost. The adopted increase to the General Fund is \$1,082,374.

Significant Items Not Funded in Fiscal Year 2018/19

During the budget preparation process, reductions were recommended to ensure the County is well-positioned to handle any unforeseen loss of revenue or emergency expenditures in the future. New positions were rigorously scrutinized and new programs/services that may require elimination due to future shortfalls were avoided. More than \$3.5 million in project requests were reduced, including facilities maintenance projects, fleet replacement, park projects, and additional positions.

Fleet and Facilities

\$3,000,000

In an effort to maintain structural balance, approximately \$3 million of Fleet and Facilities requests have been deferred for review in Fiscal Year 2019-20, including 17 vehicle purchases, \$400,000 in HVAC system maintenance projects, \$187,000 in parking lot paving, and several restroom, carpet, and flooring projects.

Personnel Requests

\$514,548

A total of seven full time positions, both new and reclassifications, in Planning and Development, Emergency Management, Community Services, and Watershed Management were considered but could not be funded.

Public Safety Building Replacement Water Tank**\$92,000**

The existing 15,000 gallon water tank housed at the Public Safety Building is in need of replacement. This tank provides potable water to the building should water services be compromised.

Personnel Expenditures

The adopted Fiscal Year 2018/19 budget includes position requests totaling 11.38 new, full time employees at a cost of \$545,409 across all County funds. These new positions are considered essential to providing current service levels, as well as address increased demand and growth. These new positions include:

POSITION REQUESTS			
REQUEST	FUND NAME	FTE CHANGE	BUDGET CHANGE
NEW POSITIONS			
ANIMAL SVCS CUSTOMER SVCS REP (OPERATING OFFSET)	00100 GENERAL FUND	1.00	-
ANIMAL SVCS VETERINARIAN	00100 GENERAL FUND	1.00	103,871
ENV SVS SOLID WASTE CUSTOMER SVCS REP	40201 SOLID WASTE FUND	1.00	36,866
ENV SVS WATER & SEWER POSITIONS	40100 WATER AND SEWER FUND	2.00	80,313
FIREFIGHTERS FOR NEW RURAL WATER SUPPLY VEHICLE	11200 FIRE PROTECTION FUND	3.00	152,513
MUSEUM COORDINATOR - PART TO FULL TIME	00100 GENERAL FUND	0.38	21,069
NEW HOUSING LOCATOR (OPERATING OFFSET)	00100 GENERAL FUND	1.00	-
NEW MOSQUITO TECH	11909 MOSQUITO CONTROL GRANT	1.00	36,866
NEW TOURISM FUNDED INTERNS	11001 TOURISM SPORTS 4 & 6 CENT FUN	-	11,076
TRAFFIC - NEW ATMS POSITION	10101 TRANSPORTATION TRUST FUND	1.00	52,008
RECLASSES			
ENVIRONMENTAL SVCS RECLASS	40100 WATER AND SEWER FUND	-	7,629
MOSQUITO TECH - REMOVE SEASONAL DISTINCTION	00100 GENERAL FUND	-	-
VETERANS SERVICES RECLASS	00100 GENERAL FUND	-	8,197
NON BOCC POSITION			
NEW STATE ATTY SPLIT FUNDED CIO POSITION (NON BOCC POSITION)	11400 ARTICLE V FUND	-	35,000
FUND CHANGES			
FIRE - EMS POSITION TRANSFER	00100 GENERAL FUND	(1.00)	(82,220)
FIRE - EMS POSITION TRANSFER	11200 FIRE PROTECTION FUND	1.00	82,220
Grand Total		11.38	545,409

The adopted budget also includes a 3% salary adjustment for all permanent Board of County Commissioners' employees.² As a consequence of the economic downturn, County staffing levels were significantly reduced in Fiscal Years 2008/09 and 2009/10. While levels have gradually increased over the last several years, the number of employees per capita is still below pre-recession levels and personnel continue to undertake more responsibilities with fewer resources. Moreover, the County continues to face the ongoing challenge of increasingly competitive compensation. Employee retention and recruitment has become more difficult as the market offers higher compensation packages beyond what the County can match. With the exception of a few targeted positions, the County has not undertaken a market review of salaries since 2011. The adopted adjustment is a conservative effort to maintain our ability to recruit and retain a competent and responsive workforce.

² Exclusive of the A Bargaining Unit.

CONSTITUTIONAL OFFICERS’ BUDGETS

Within the adopted 2018/19 budget, Board of County Commissioners’ programs account for 34% of General Fund expenditures, while funding to support the operations of the Sheriff, Tax Collector, Clerk of the Court and Comptroller, Property Appraiser, and Supervisor of Elections constitute 66% of expenditures.

The decrease of 4% within the Supervisor of Elections’ budget is reflective of the November 2018 General Election expenses. The \$7.8 million increase to the Sheriff’s Office budget directs additional funds to address retention and compression issues.³

All told, the increase for the Constitutional Officers’ budgets for Fiscal Year 2018/19 is \$8.3 million. This additional allocation could be considered a baseline for 2019/20 budget planning, as these budgets will most-likely remain flat or increase, rather than decrease, moving forward.

TRANSFER TO THE CONSTITUTIONAL OFFICERS						
AGENCY	FY16 ACTUALS	FY17 ACTUALS	FY18 BUDGET	FY19 BUDGET	VARIANCE	%
CLERK OF THE COURT	2,822,300	2,735,899	2,887,367	2,997,149	109,782	4%
SHERIFF'S OFFICE	107,583,000	115,716,277	119,781,000	127,634,000	7,853,000	7%
TAX COLLECTOR	6,576,756	6,743,456	7,125,000	7,650,000	525,000	7%
PROPERTY APPRAISER	4,884,109	4,932,730	5,064,411	5,054,861	(9,550)	0%
SUPERVISOR OF ELECTIONS	3,003,756	3,937,137	2,944,839	2,815,281	(129,558)	-4%
Grand Total	124,869,921	134,065,499	137,802,617	146,151,291	8,348,674	7%

STRUCTURAL BALANCE

The Fiscal Year 2018/19 General Fund adopted budget is structurally balanced without the use of reserves for the third year in a row. Structural balance has been an ongoing priority of the Board of County Commissioners, and is attributable to not only a more favorable economic climate, but also to the County’s on-going efforts to leverage limited financial resources. Maintaining a responsible reserve is of even greater importance. The adopted Fiscal Year 2018/19 budget will yield a 26% reserve balance in the General Fund. The County’s credit rating, which is determined by three national credit rating agencies, remains at the “AA” level, which designates a very strong rating that is awarded to government entities that demonstrate sound management practices and financial strength.

The fundamental role of local government is to provide its citizenry with basic services, such as water, sewer, fire and rescue, roads, and other infrastructure. Florida’s dramatic influx of both population and development is placing unprecedented stress on current infrastructure, yet local governments are limited in the amount of revenue they can collect.

³ The Sheriff’s budget includes some BCC operations which have been assumed by the Sheriff’s Office, including management of the Jail, Probation, and Code Enforcement.

The Board of County Commissioners has been united in its position that tax rates should not be increased, nor should reserves be depleted, in order to achieve this goal. The Board has asserted its belief that it is the responsibility of the six bodies funded by the General Fund – the Board of County Commissioners, the Sheriff, the Tax Collector, the Clerk of the Court and Comptroller, the Property Appraiser, and the Supervisor of Elections, to collaborate in an effort to reduce spending, continually seek opportunities for efficiencies, and responsibly employ taxpayer dollars in order to weather any potential turbulence. The two entities who would be most impacted by any potential revenue shortfalls are the Board of County Commissioners and the Sheriff's Office. To that end, I have already begun discussions with representatives of the Sheriff's Office with respect to planning for Fiscal Year 2019/20, and have received assurances that they share the Board's commitment to maintain a balanced budget without an increase to tax rates or a negative impact to reserve funds.

As always, development of the adopted budget has truly been a team-effort. I appreciate the collaborative nature of not only the County departments, but also our Constitutional and Judicial partners. I look forward to working closely with the Board as we move through the upcoming Budget Workshops, and refine the budget for final adoption.

Sincerely,

A handwritten signature in blue ink that reads "Nicole Gullet". The signature is fluid and cursive, with a large initial "N" and "G".

Nicole Gullet
County Manager



COUNTY OFFICIALS

BOARD OF COUNTY COMMISSIONERS



JOHN HORAN, CHAIRMAN
District 2 Commissioner



LEE CONSTANTINE, VICE CHAIRMAN
District 3 Commissioner



BOB DALLARI
District 1 Commissioner



BRENDA CAREY
District 5 Commissioner



CARLTON HENLEY
District 4 Commissioner

APPOINTED OFFICIALS

NICOLE GUILLET
County Manager

A. BRYANT APPLGATE
County Attorney

CONSTITUTIONAL OFFICERS

GRANT MALOY
Clerk of the Circuit
Court and Comptroller

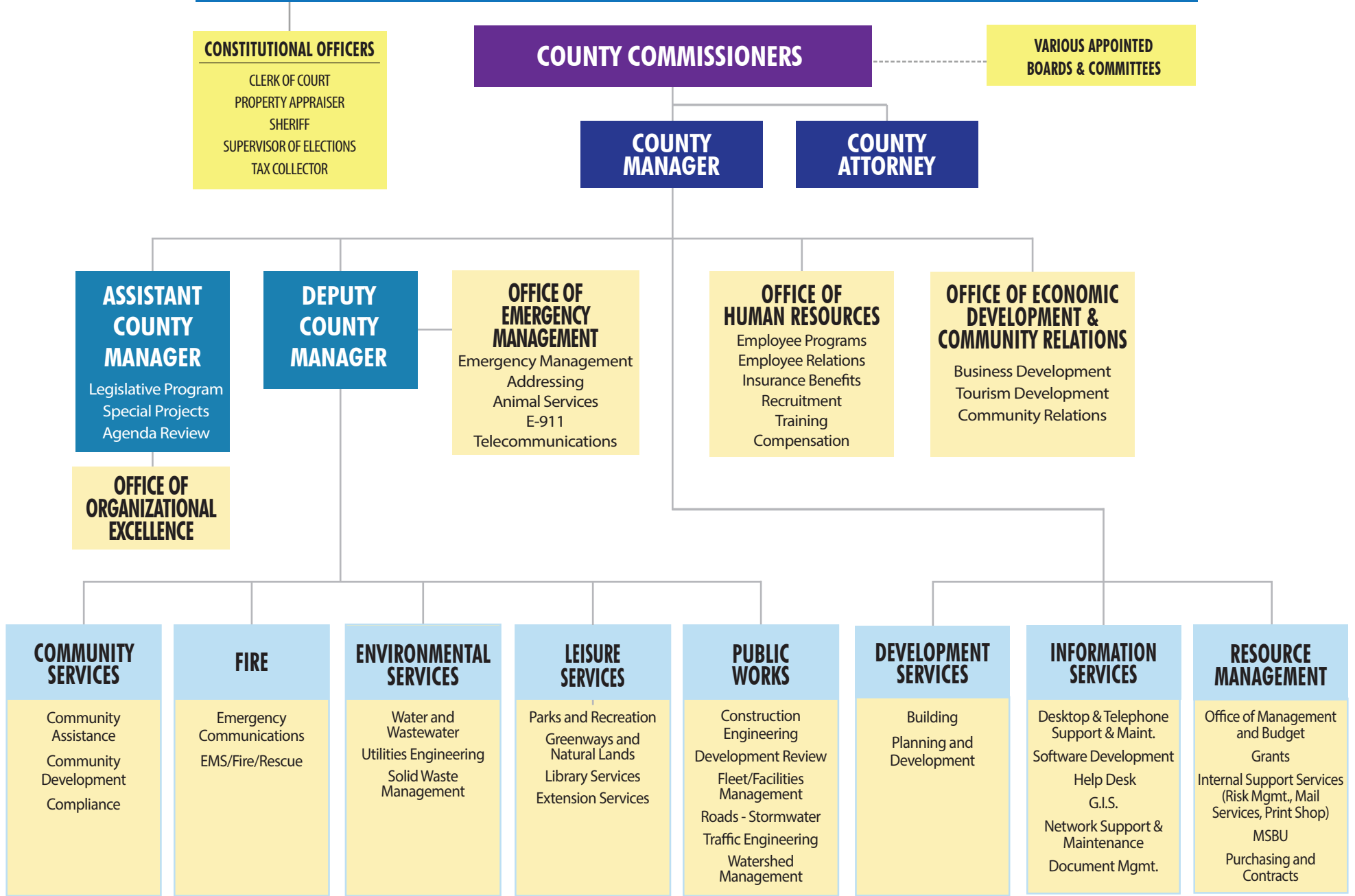
DAVID JOHNSON
Property Appraiser

DENNIS LEMMA
Sheriff

MIKE ERTEL
Supervisor of Elections

JOEL GREENBERG
Tax Collector

Citizens of Seminole County



BUDGET & FISCAL MANAGEMENT STAFF

Bruce McMenemyInterim Director of Resource Management
Timothy JecksBudget Manager
Cecilia Monti.....Financial Administrator
Kent Cichon.....Financial Administrator
Sara Carrick.....Financial Administrator
George Woodring.....Grant Administrator
Jennifer Stevens.....Senior Financial Analyst
Davison Heriot.....Senior Financial Analyst
Wendy Aviles.....Senior Financial Analyst
Erin Leben.....Administrative Assistant



The Government Finance Officers Association of the United States and Canada (GFOA) presented a Distinguished Budget Presentation Award to Seminole County, Florida for its annual budget for the fiscal year beginning October 1, 2017. In order to receive this award, a governmental unit must publish a budget document that meets program criteria as a policy document, as an operations guide, as a financial plan, and as a communication device.

This award is valid for a period of one year only. We believe our current budget continues to conform to program requirements.

HOW TO READ THIS DOCUMENT

The Seminole County annual budget document is intended to provide information for a variety of purposes for different groups of users. It serves as a policy document, financial plan, and operating guide for County services. This section provides a brief explanation of the information that can be found in each section of the document. Generally, as you go deeper into each section and into the document as a whole, the information provided becomes more detailed.

Organization of the Document

This document is made up of a Budget Message to the Board of County Commissioners, which discusses, on a very high level, issues and aspects concerning the current budget as adopted by the Board, and twelve sections: Introduction, Budget Overview, Countywide Budget, Countywide Budget Detail, General Fund Budgets, Personnel Services, Internal Service Charges, Non-Base Requests, Debt Management, Departments, Glossary, and Appendix. Each section is divided up into multiple reports, which are outlined in the Table of Contents. If the document is being viewed electronically, bookmarks and hyperlinks have been established duplicating information found in the Table of Contents.

Introduction

The Introduction section begins with a few introductory items, including the list of elected and appointed County officials, an organizational chart of the County government, a listing of the budget and fiscal management staff who put this document together, a copy of the previous year's Government Finance Officers Association Distinguished Budget Presentation Award, and these pages. This section continues with an overview of the County's history, the organization of the County's government, and demographic information about the County. This information is primarily oriented towards readers who are not familiar with the County, although it may be of interest to other readers. This is followed with a discussion pertaining to the County's long range planning policies and procedures. This information includes a discussion of the County's strategic planning, a discussion of the County's fiscal policies, and the County's long-term financial planning. A summary list of short term initiatives and long-term goals and objectives completes this section.

Budget Overview

The Budget Overview section brings focus from the County's long range planning policies and procedures to the procedures used to create the adopted budget reflected in this document. This section includes the budget development calendar and a discussion of the budget process and the assumptions used in developing, monitoring, and amending the budget. This section also includes a high level (by fund) breakdown of the budget and a discussion of fund accounting and the various funds used in the adopted budget. This section concludes with charts and explanations of both total and current sources and uses of funding.

Countywide Budget

The Countywide Budget section includes information on the budget as a whole, across all funds and all departments. The following information is provided:

- a one page summary of the budget
- information about property taxes
 - a history of the millage rates charged by the County

HOW TO READ THIS DOCUMENT

- a history of the taxable property values
- a sample property tax calculation
- a comparison of property taxes by taxing authority
- information about countywide sources and uses of funding
 - a detailed listing of all sources of funding
 - a detailed history of major revenue sources
 - a diagram representing activity by department across funds
 - a detailed listing of uses by department and program
 - a summary of uses by function and object classification
 - a listing of outside agencies supported by county funds
 - a summary of grants
 - a listing of transfers from one fund to another within the county

Countywide Budget Detail

The Countywide Budget Detail section includes more detailed information about the countywide budget. First is a detailed revenue listing for each fund within the county budget. This is followed by an expenditure programmatic budget for each fund within the county budget. The last portion of this section is a statement of changes in fund balance (both historical and budgeted) for each budgeted fund.

General Fund Budget

The previous section focused on the budget as a whole, which includes proprietary funds, capital project funds, special revenue funds, and other funds with a limited purpose. This section focuses specifically on the General Fund. The General Fund can be used for any legitimate purpose by direction of the Board of County Commissioners.

The following information is provided about the General Fund:

- a variance summary for the adopted General Fund budget compared to the adopted General Fund budget in the previous year
- information about sources of funding in the General Fund
 - charts and explanations of both total and current sources of funding
 - a detailed listing of all sources of funding
- information about uses of funding in the General Fund
 - charts of both total and current uses of funding
 - a detailed listing of uses by function and program
- history of fund balances since FY 2012/13
- spending per capita since FY 2015/16

Personnel Services

The Personnel Services section provides information about the staffing levels supported in the current budget. It provides an overview and history of the staffing levels of county staff, a comparison of FTE's by fund, a summary of the changes in budgeted positions, a summary and details regarding the currently budgeted positions, health insurance enrollment, Worker's Compensation rates and Florida Retirement System classes.

HOW TO READ THIS DOCUMENT

Internal Service Charges

In order to better represent the cost of the various programs undertaken by the County, certain internal costs have been allocated from internal service programs to user programs. This includes such costs as telephone service and the costs of technology. The Internal Service Charges section provides information about the various costs that are allocated from internal service programs to user programs.

Non-Base Budgets

In broad terms, governments can either adopt two separate budgets, one an operating budget and the other a capital budget, or it can adopt a unified budget which contains both annual operating appropriations as well as long term capital appropriations. The county has chosen to adopt a unified budget. The primary difference between an operating and a project appropriation is that an operating appropriation expires at the end of the fiscal year. A project appropriation generally continues on from year to year from the time it is initially appropriated until the project is completed.

The Non-Base – Budgets section begins with a summary of non-base budgets by fund minor and type of non-base budget, followed by a discussion of the capital and operating projects included as part of the adopted budget, which only includes new and additional funding for projects.

The Non-Base – Budgets section also includes a discussion of the major projects within the budget, detailed listing of all projects by fund, a Five-Year Capital Improvement Program (CIP) by element (including annual operating impacts), and detailed lists of other non-base budgets by fund and program, and by department and program. Additional information about capital projects can be found in the Five-Year Capital Improvement Program, which is adopted by the Board of County Commissioners at a later date. One of the policies of the Board of County Commissioners is that the County cannot purchase capital equipment (with a cost of \$5,000 or more) without authorization of the Board of County Commissioners. The Non-Base – Budgets section lists the capital equipment purchases that are authorized by the Board of County Commissioners as part of the adopted budget. Any capital equipment purchases that are not included in this section must be approved by the Board of County Commissioners through separate action at a meeting of the Board of County Commissioners.

Debt Management

The Debt Management section discusses outstanding long term debt of the county and underlying ratings for bonds outstanding, excluding bank loans.

Departments

The Departments section contains information about each Department. This information includes:

- a diagram of the programs contained within the departmental budget
- a departmental message
- departmental goals, objectives, and performance measures
- a summary by fund of the department's historical and budgeted expenditures by program
- following the department summary, program messages and a summary by object of each program's historical and budgeted revenues and expenditures

HOW TO READ THIS DOCUMENT

Glossary

There is a great deal of technical language used in the budget process. We have attempted to minimize the use of such language, or to explain the terminology within the text utilizing it. However, not all such language has been excised or explained. Accordingly, the Glossary section includes definitions of technical language which may appear elsewhere in the document.

Appendix

The Appendix contains certified copies of the millage and budget resolutions adopted at the final budget public hearing.

Cross Reference

Frequently Asked Question

What is the total budget?

What is the County's millage rate?

How many employees does the County have?

What is the County's budget process timeline?

What changes have been made?

Where the money comes from and where the money goes?

How much money do we have in the reserves?

Where can I find the Seminole County population?

What are the County's fiscal policies?

Where can I learn about the capital budget?

How much money is transferred from one fund to another?

Please refer to

Countywide Budget

Countywide Budget

Personnel Services

Budget Overview

Budget Message

General Fund Budget

Budget Overview

Countywide Budget

Countywide Budget Detail

General Fund Budget

Departments

Countywide Budget

Introduction

Introduction

Non-Base Budgets

Countywide Budget

Rounded Figures

Various reports throughout this document may contain figures that are rounded. The sum of rounded figures may not always add exactly to the rounded total.

HISTORY OF SEMINOLE COUNTY

The St. Johns River, which opens Central Florida to northern contact by an inland water route, is more than 200 miles long and dominates the history of Seminole County.

During six years of conflict with the Seminole Indians, the river provided water transport for U. S. military troops to the first white settlement established in 1836 on the southern shores of Lake Monroe. From Fort Mellon southward, a succession of forts were built, becoming the forerunners to present day cities.

As homesteads increased, settlers received supplies by river transport and, in turn, shipped their agricultural products to northern markets by riverboat. From the 1850's onward, steamer traffic flourished along the St. Johns River, carrying freight as well as tourists, and more recently giving way to recreational boating.

The vision of General Henry Sanford who, in 1870 introduced plans for a town near Fort Mellon now called Sanford, stimulated area citrus growing and other agricultural pursuits. By the time of the Big Freeze in 1895, the region had become the world's largest shipper of oranges. After the devastating freeze, farmers experimented with other vegetable crops. For many years, the area was known as the celery center of the world. Fern raising became important and from 1912 to 1940, Altamonte Springs, one of the County's

seven cities, boasted the world's largest fernery.



In the 1880's, rail lines began connecting the more flourishing villages. Early fort sites and settlements grew into cities along the route of the South Florida Railway, encouraging settlement and bringing wealthy northerners south for winter sojourns of boating, fishing and enjoyment of the area's popular artesian springs.

People who wanted "a Florida Boston town" provided support for the development of Altamonte Springs. Longwood, the County's oldest city, also encouraged the tourist trade with a fine resort hotel. Through the years, Seminole County cities and villages engaged in sawmill activity, citrus production, turpentine and starch manufacturing, cattle ranching, and the packing and shipping of citrus and farm produce.

Location and Topography

Bordered on three sides by pristine rivers and a huge lake, the Wekiva to the west, the St. Johns to the east and Lake Monroe to the north, Seminole County is an ideal vacation spot for those seeking beauty, untouched nature and a sense of Old Florida. Seminole County contains 344 square miles of lush tropical foliage, 2,000 fresh-water lakes and rivers, diverse wildlife, quaint towns, and is in close proximity to Orlando.

Seminole County was split from neighboring Orange County by the Florida Legislature on April 25, 1913, and became the 50th county in the State. The County consists of seven incorporated areas and five unincorporated villages within its 344 square miles (includes water bodies). Seminole County's location between Volusia County and Orange County has made it one of the fastest growing in Florida. The scenic

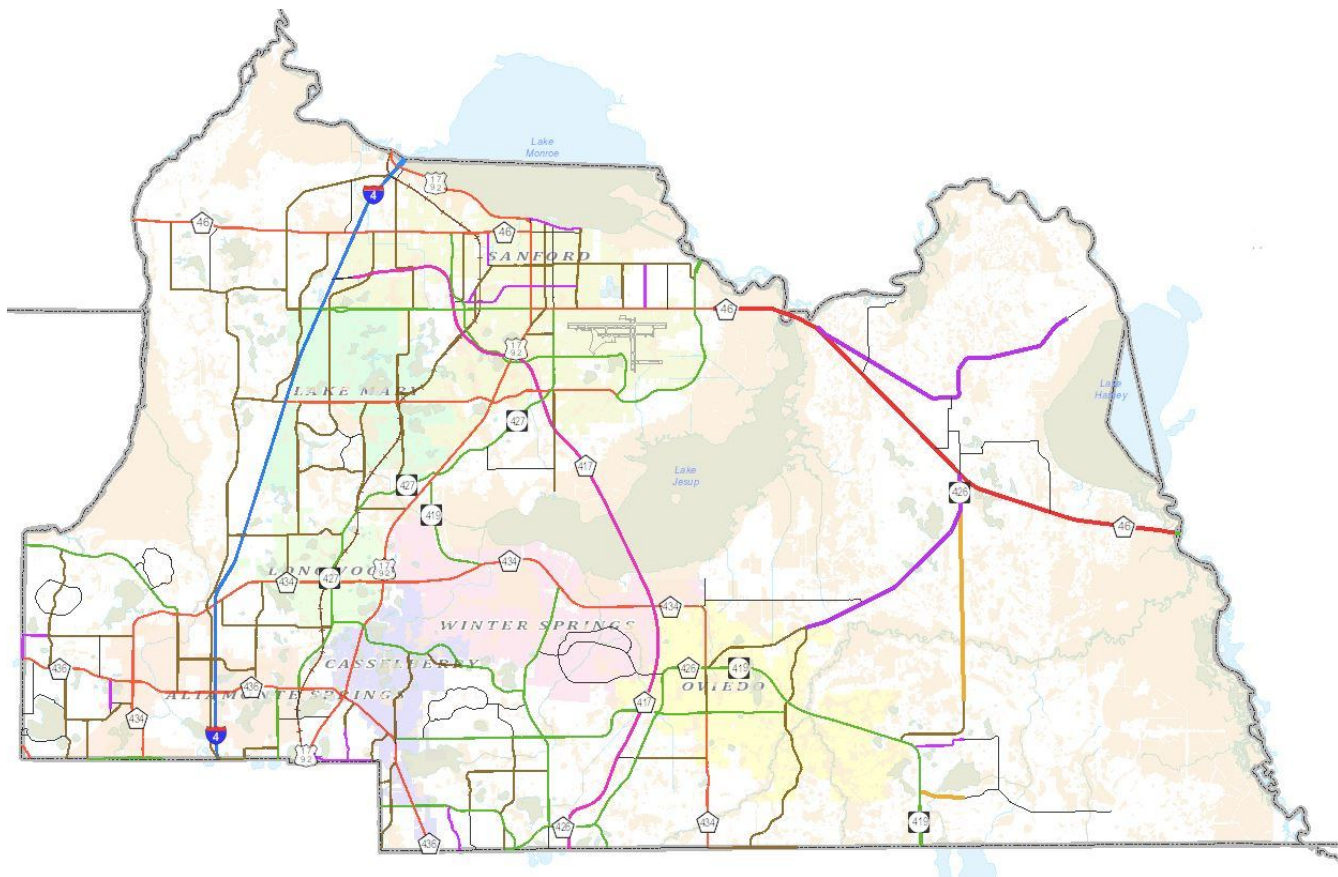
HISTORY OF SEMINOLE COUNTY

Wekiva River, flowing north to the St. Johns River, defines the western boundary of the County. The northern portion of the County forms the Greater Orlando Metropolitan District with its boundary on Lake Monroe. The historic St. Johns River flows north along the County's eastern boundary, through Lake Harney, past Lake Jesup and through Lake Monroe. Surrounding counties are Volusia, Orange, Lake and Brevard. The County seat is the City of Sanford, which is located in the northern part of the County on the shores of Lake Monroe.

Seminole County is located in Central Florida within easy driving distance to downtown Orlando and attractions such as Disney World, Universal Studios, Epcot, Sea World, Daytona Beach and the Kennedy Space Center. It is home to the Central Florida Zoological Park (located in Sanford), a greyhound racing park, and a jai-alai fronton.

Many of Seminole County's natural assets are water-related. In addition to three major lakes, the St. Johns River, Big Econlockhatchee River, and the spring fed Wekiva and Little Wekiva Rivers, Seminole residents enjoy the visual and recreational pleasure of nearly 200 smaller lakes scattered throughout the County.

Seminole County's location provides for a climate that has an average high temperature in July of 92 degrees, an average low temperature in January of 49 degrees.



SEMINOLE COUNTY GOVERNMENT ORGANIZATION

Structure of County Government

The 1868 Florida Constitution established the structure of County government. One hundred years later, the 1968 Revision of the Florida Constitution made virtually no change to that structure. The Constitution provided for a Board of County Commissioners whose primary responsibility was to provide roads and levy the necessary taxes to fund County government.

Although most county governments in Florida today have the same structure described in the 1868 Constitution, the mission of County government has changed dramatically in the ensuing century. Where once the primary responsibility of County government was to provide roads, fire protection services, and fund law enforcement, it must now deal with issues such as comprehensive planning, environmental protection, library operations, natural lands preservation, parks and recreation improvements, impact fees, water and sewer utilities, bond issues, solid waste management, low income assistance and management of information systems.

“Home Rule” County Charter

The Florida Constitution provides for “home rule” county charter government when approved by the voters by referendum. Under the “home rule” charter, the organization and authority of county government is decided by the local citizens rather than being dependent on the Florida Legislature. The voters decide by local referendum what County government organization will be most responsive to their needs. Charter government enables the County to adopt laws without the need for prior authorization by the Legislature in Tallahassee. Seminole County voters approved a charter form of county government effective November 8, 1988.

The charter provides for enhanced citizen participation and control of the governmental process through petition and referendum amendments to the “home rule” constitution, the repeal or initiation of new ordinances, and recall of County officials. A County Manager, appointed by the Board of County Commissioners as the

Chief Executive Officer of the County, assures the execution of all ordinances, resolutions, and orders of the Board of County Commissioners, and all laws of the State which are subject to enforcement by the County Manager, or by officers who are subject under the charter to the Manager’s direction and supervision. In addition, the County Manager is directly responsible for the administration and operation of all of the departments under the Board, and execution of all Board policies. The administrative departments, under the direction of the County Manager, provide the many services of the County. An administrative code detailing all of the County’s regulations, policies, and procedures is also a requirement of the charter.

The County is served by a Board of Commissioners, with five members, each representing one of the County’s five districts. Elected by the County at large, each serves a four-year term and the terms are staggered. Other elected County offices are: Clerk of the Circuit Court, Supervisor of Elections, Property Appraiser, Tax Collector, Sheriff, County Court Judges and Circuit Court Judges.

By law, the Board must establish boundaries for the five districts within the County at least every ten years – after the official United States Census has been completed. However, the Board, at its discretion, may redraw the boundaries following state and federal requirements at any time it determines inequities exist. The intent is to make the districts as equal in population as possible.

Annually, the Board elects one of their members as Chairman. The Chairman presides over all meetings, signs all legal documents, and appoints Commissioners to various committees. The Chairman is the official representative of the Board and retains a vote on all items and issues.



SEMINOLE COUNTY AT A GLANCE

A Century of Success

Seminole County turned 100 years old on April 25, 2013. The centennial benchmark was commemorated with a 100-day celebration that highlighted five of the County's points of pride. The centennial event focused on Agriculture, Education, Historic Preservation, Quality of Life, and Transportation here in Seminole County and was designed to celebrate our heritage while embracing our future.



Median Home Price

2017	2018	Change
\$ 235,000	\$ 251,000	+ 6.8%

Source: Orlando Regional Realtor Association

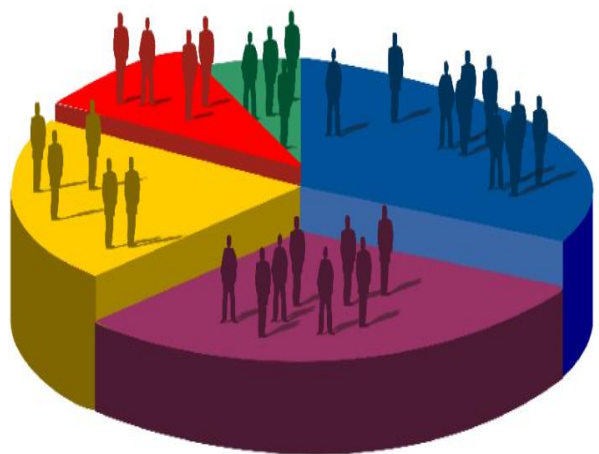
Housing

Seminole County has been able to retain its residential community characteristics despite being one of the fastest growing areas in the State of Florida. Traditional estate homes on oversized lots, contemporary subdivision and patio homes, and multi-family condominium and apartment complexes provide much of the housing in Seminole County (Single Family Homes – 113,356, Condominiums – 15,668, Townhomes – 13,814, Mobile Homes – 1,757, Duplexes – 1,164, and Apartments – 178). Most of the developments are strategically located close to shopping, churches, schools and parks. Numerous lakes and waterways offer a wide variety of additional recreational and aesthetic amenities.

Population and Age Demographics

Seminole County is the 13th most populous county in Florida and makes up approximately 2.2% of the state's total population. The 2017 population for Seminole County is estimated at **454,757**, which is a 7.0% increase over 2010. The population is expected to increase another 4.4% by 2020, highlighting the fact that Seminole County is viewed as an attractive place to live and is still growing. As of 2017, 14.8% of the county's population was 65 years or older compared to 19.5% for the State of Florida and 21.8% of the county's population was under 18 years of age compared to 20.4% of the State of Florida.

The estimated populations for the seven municipalities are: Sanford (57,839), Altamonte Springs (44,482), Oviedo (37,701), Winter Springs (36,654), Casselberry (28,548), Lake Mary (16,538), and Longwood (15,156).



SEMINOLE COUNTY AT A GLANCE

Transportation

In the Spring of 2014, SunRail opened in Central Florida, providing commuter rail service with four stops in Seminole County. This exciting new travel choice helps citizens and visitors save money on fuel while commuting throughout the County.



Interstate 4 provides the main North/South corridor through Seminole County. It connects to Interstate 95 in adjoining Volusia County and is a direct route to the downtown Orlando area, Orange County and Florida's turnpike to the south. Highway 417 (Central Florida GreeneWay) is a beltway around Orlando. The eastern and southern part of this road connects the City of Sanford, the Orlando International Airport and Disney World. Highways 17 and 92 running from north to south through the County also provide important transportation links to other areas of Florida. State Highway 46 provides a major east to west link between the City of Sanford and the east coast of Florida and connects to Highway 441.

Domestic, international, charter passenger service and worldwide air freight services are easily accessible and are provided by Orlando/Sanford Airport in Sanford, Orlando Executive Airport in Orlando, and the Deland Municipal Airport in Volusia County.

Bus service is provided within the regional metro area by the Central Florida Regional Transportation Authority (LYNX), which regularly connects Sanford and all other developed areas of south Seminole County with the City of Orlando. Greyhound Bus Lines also provides regularly scheduled service between Sanford and other destinations in Florida and the United States. CSX Transportation, Inc. provides rail service for freight delivery and Amtrak maintains a passenger depot and the southern terminus of Auto Train service within the City of Sanford.

Medical Facilities

Medical facilities are provided by Florida Hospital-Altamonte, which is part of the Seventh Day Adventist Sunbelt Health System affiliated with Florida Hospital located in Orlando; the South Seminole Hospital located in Longwood; and the Central Florida Regional Hospital located in Sanford. As a result of the easy commute between the County and the cities of Orlando and Daytona Beach, numerous additional hospital facilities offering high degrees of specialization are also available within the metro area. Additionally, the Seminole County Health Department offers a multitude of medical services to the citizens of Seminole County.



SEMINOLE COUNTY AT A GLANCE

Education

Seminole County Schools are renowned for excellence and is widely recognized as a Premiere National School District. The district has received an A rating for 16 consecutive years and almost 90% of all Seminole County public schools earned an A or B rating over this period. For the past 39 years, SAT scores in Seminole County have consistently exceeded state and national averages.



The Seminole County Public School District ranks 1st in the state for Science, Technology, Engineering and Math education (STEM) and is considered to be one of the top districts in the state in Calculus and physics enrollment as well.

Higher education opportunities are available within the county at Seminole State College, a fully accredited state supported co-educational college. In addition to an Associate of Arts Degree, Seminole State College began offering its first baccalaureate degree, a Bachelor of Applied Science in Interior Design, in January 2009. There are currently 7 baccalaureate degree programs being offered.

The University of Central Florida (UCF) is located in Orange County, adjacent to the Seminole County line. UCF offers 101 Baccalaureate and 123 Graduate (Master's and Doctoral) degree programs, as well as numerous Graduate Certificates. In addition, Stetson University in Deland and Rollins College in Winter Park, provide private college education in the area.

93% of the population aged 25 years or older have earned a high school diploma or higher and 35% of the population aged 25 years or older have earned a Bachelor's degree or higher.



Media Services

Seminole County is serviced by one daily newspaper, The Orlando Sentinel, and by the Sanford Herald, Orlando Business Journal and other magazines. The area is served by 21 AM and 39 FM radio stations as well as 19 area television stations including public broadcasting, 24-hour cable news and Spanish language stations.

SEMINOLE COUNTY AT A GLANCE

Employers

The top 10 private employers in Seminole County employed a total of 11,050 people in 2018. These companies provide a wide array of services, including Financial Services, Information Technology, Software, Telecommunications, Management Consulting, Healthcare, Industrial Technology, and Employment Services.

The Professional & Business Services (18.4%), Education & Health Services (18.0%), Retail Trade (15.3%), and Leisure & Hospitality (10.7%) sectors represent more than half the employment in Seminole County. The per capita income is \$30,097 and the median household income is \$61,311.

2018 Top 10 Seminole County Private Employers		
Company	Business Type	Employees
Chase	Financial Services	1,831
Deloitte Consulting, LLP	Information Technology	1,400
Convergys Customer Management	Software	1,301
Verizon Corp. Resources Group	Telecommunications	1,163
HF Management Services, LLC	Management Consulting	1,005
Greenberg Dental Associates, LLC	Healthcare	988
Mitsubishi Hitachi Power Systems	Industrial Technology	909
Central Florida Regional Hospital	Healthcare	902
AUE Staffing, Inc.	Employment Services	783
Veritas Technologies, LLC	Information Technology	768



Public Services

The County provides a wide range of services including law enforcement, judicial services, fire protection, conservation and resource management, five County branch libraries, health and welfare facilities, historical museums, parks and recreation facilities, economic development and tourism promotion, planning and zoning, transportation, and general administrative services.

Events and Attractions


Orlando North Seminole County is home to the best of Orlando. With lush surroundings, miles of scenic rivers and acres of beautiful parks not far from area attractions, Seminole County is a visitor's passport to the natural beauty of Florida. For the athletic traveler, Orlando North features more than 20 state-of-the-art sports facilities, expert event assistance and top group hotels in a beautiful destination.

Seminole County's calendar is packed with local events, attractions, and reasons to get out and explore! From art festivals to world-class sports, activities are non-stop with an exciting calendar of special events.

SEMINOLE COUNTY AT A GLANCE

Special Events:

January	Scottish Highland Games
February	Love Your Shorts Film Festival
March	Bike Week Casselberry Spring Jazz & Art Festival Lake Mary/Heathrow Festival for the Arts Taste of Lake Mary Taste of Oviedo Wekiva Paint Out Seminole County Farm Tour
April	Brews Around the Zoo Riverside Dash
May	The Springs Philharmonic Concert St. Johns River Festival of the Arts Central Florida BBQ BlowOut
June	Alive After Five (monthly) Sanford Art Walk (monthly)
July	Red, Hot & Boom Star Spangled Sanford Winter Springs 4 th of July Celebration
August	Wine Down Wednesdays (ongoing)
September	Latin Jazz and Art Festival
October	Biketoberfest Champions Ride for Charities Hollerbach's Oktoberfest Taste of Altamonte Springs Taste of Sanford Zoo Boo Bash
November	Longwood Fall Festival
December	Light Up the Holidays Sanford Holiday Parade



SEMINOLE COUNTY AT A GLANCE

Attractions:

- Adventures in Florida
- Altitude Trampoline Park Sanford
- Big Tree Park
- Black Hammock Adventures and Airboat Rides
- Central Florida Airboat Tours
- Central Florida Nature Adventures
- Central Florida Paddleboarding
- Central Florida Zoo and Botanical Gardens
- District Eat and Play
- Econ River Wilderness Area
- Escape Artist Sanford
- Equestrian Quest Stables
- Hidden Palms Ranch and Trail Rides
- Limo Cycle Tours
- Orlando Live Events
- Planet Obstacle
- Sanford Food Tours
- Sanford Ghost Tours
- Seminole Paddle Adventures
- Semoran Skateway
- Emil Buehler Planetarium
- St. Johns Rivership Company
- Theater West End
- U-Sail of Central Florida
- Wayne Densch Performing Arts Center
- Wekiva Island
- Wekiva Springs State Park
- Zoom Air Adventure Park



Sports:

Home to the 102-acre Boombah Sports Complex and the Boombah Soldiers Creek Softball Complex, Seminole County offers world-class facilities that guarantee a home run.

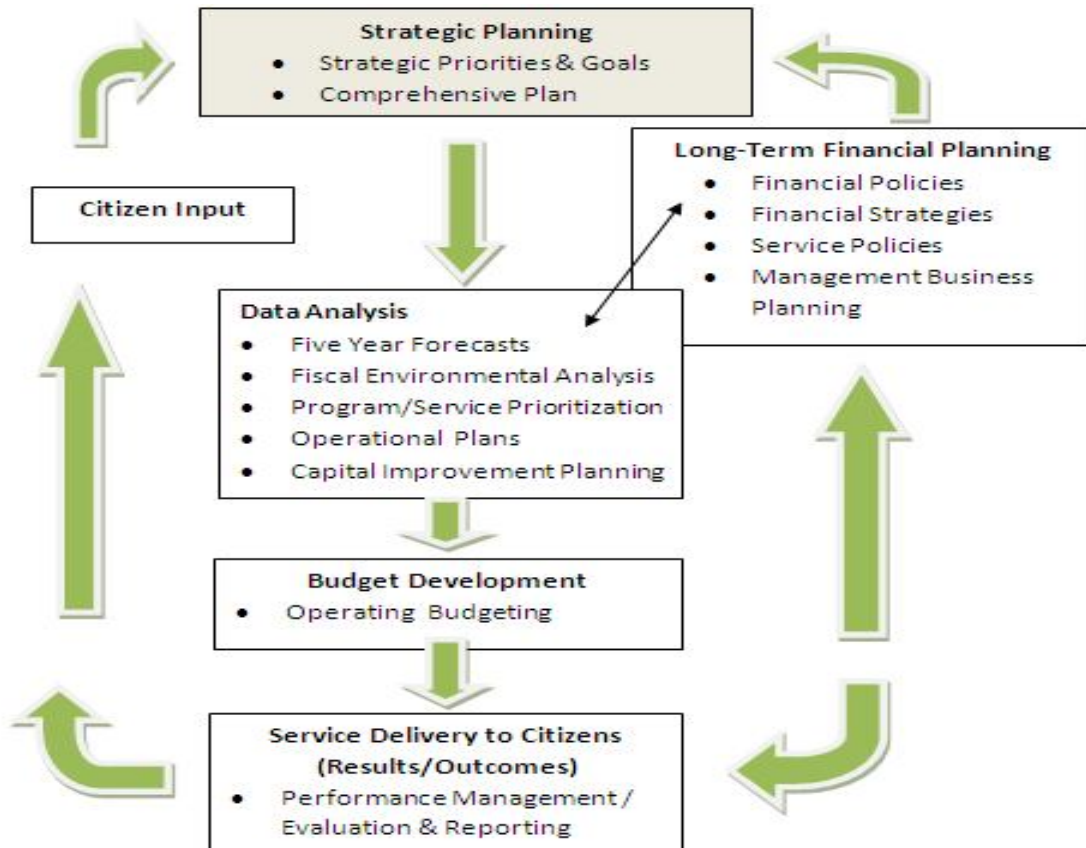
- The Boombah Sports Complex features 15 state-of-the-art lighted athletic fields, nine synthetic turf and six natural turf, and has hosted more than 100 events since opening in 2016
- Boombah Soldiers Creek is Central Florida's home for elite softball tournaments, with six natural turf fields configured for women's fast-pitch softball
- Facilities for baseball, softball, soccer and tennis are numerous; the area hosts more than 25 different sports, including field hockey, football, lacrosse and volleyball
- A popular location for eco-sports, kayaking, canoeing, fishing, rowing and sailing

STRATEGIC PLANNING

Introduction

The development of a long-term fiscal plan provides the County with a comprehensive financial perspective that addresses issues of major concern while focusing on providing a consistent level of services to its citizens within the constraints of available resources and future fiscal sustainability. The County updates its fiscal plan on an annual basis integrating forecasting, organizational planning, budgeting, and citizenry demand for services.

The following flow chart illustrates how long-term planning is linked to other County processes and identifies the tools required to effectively achieve desired results. The foundation for long-range analysis and decision-making is based largely on two key components: citizen input and the impact of our ever-changing fiscal environment.



The presentation of financial forecasts, program/service prioritization, and operational plans provide the Board with relevant information in determining service priorities for Seminole County citizens. These priorities are used to create countywide goals, which provide the framework for departmental objectives and identifying appropriate service levels. The end result of this process is demonstrated through the annual budgetary allocation of resources to the government service areas deemed most valuable by the citizens.

The County continually reviews its policies and strategies to maximize the use of available resources and provide management with a mechanism to ensure long-term financial stability and quality service delivery to the community. The goal is the application of consistent fiscal methodology for budget development, fund balance usage, capital improvement planning, service-level preferences, and efficient resource management through fiscal accountability.

STRATEGIC PLANNING

Community Input

Citizen input ensures that resources are applied to the services citizen's desire most. The following methods promote maximum participation:

- ✓ Surveys provide information on how programs and services are viewed by the Community (importance/value/quality).
- ✓ Utilization of the internet and local newspapers to facilitate dissemination of county related information.
- ✓ Public meetings are scheduled and sections of the Board's regular agenda meeting are reserved for public input from the citizens.

Five-Year Forecasts

The five-year projection of revenues, expenditures, and fund balance for major funds provides a perspective of the county's fiscal health.

- ✓ Forecasts are developed based on an analysis of current and proposed economic, legislative, and fiscal impacts to the state and local community.
- ✓ Forecasts are updated and presented to the Board semi-annually or as conditions require notification, in response to changes in the fiscal environment.

Program/Service Prioritization and Operational Plans

Evaluating operational resource requirements at the program level achieves greater operational efficiencies.

- ✓ Departments are required to demonstrate a maximized use of resources; providing efficiencies while assessing program effectiveness.
- ✓ Each department prioritizes the programs and services it provides to the citizens of Seminole County and identifies levels of service.
- ✓ Departments present operational plans or long-term challenges to the Board based on future legislative impacts and resource limitations.

Capital Improvements Planning

Assessing public infrastructure needs are a critical component of long-term fiscal planning as most improvements require funding over multiple years. A long-term perspective provides a forum for discussing funding strategies and priorities for construction and maintenance.

- ✓ The Capital Improvements Program provides a five-year planning focus for infrastructure needs as well as funding strategies.
- ✓ Analysis is provided annually to identify total funding costs inclusive of ongoing operating costs.

FISCAL POLICIES

The County's formal Fiscal Policies can be found within the Administrative Code, approved by the County Commissioners. The Administrative Code can be found on the County's internet site at http://www.seminolecountyfl.gov/ca/admin_code/index. The following sections summarize the fiscal policies contained within the Administrative Code.

Budget Execution and Amendment

The *Budget Execution and Amendment Policy* is contained within the Seminole County Administrative Code, Section 22.5(l). According to the Budget Execution and Amendment policy, expenditures are checked against the budget at the object classification level, within specific business units.

An account object is defined based upon the State of Florida, Department of Financial Services' Uniform Account System¹ as follows: Personal Services, Operating Expenditures /Expenses, Internal Charges, Capital Outlay, Debt Service, Grants and Aids, Other Uses. Accordingly, although the budget is established at the sub-object level (i.e. Contracted Services, Repairs and Maintenance, etc.), it is checked at the object classification level (i.e. Operating Expenditures/Expenses). If the total budget for Operating Expenditures/Expenses is greater than the total expenditures for the total sub-objects contained within Operating Expenditures/Expenses, then the expenditures for a specific sub-object may exceed the budgeted amount.

A business unit is an internally established cost center established to monitor and track costs related to a specific program or service. A business unit is contained within a single Fund, Department, Division, and Program. However, a single Fund, Department, Division, and Program may contain multiple business units. Accordingly, the budget established for the North Branch Library Circulation Business Unit cannot be utilized for expenditures of the North Branch Library Information Business Unit, although both are General Fund supported and within the same department/division/program.

The Budget may be amended or adjusted by either the Board of County Commissioners or the

County Manager. In accordance with Florida Statutes, only the Board of County Commissioners can amend the budget if the amendment changes the budgeted revenues for a specific fund, changes the amount of budgeted reserves for a specific fund, or changes the total appropriations of a fund. The Board of County Commissioners has delegated the authority to the County Manager to adjust the budget in certain cases as long as the change to the budget does not alter or amend the approved work plan. The Board of County Commissioners has not delegated the authority to change the budget in order to amend the approved list of capital equipment purchases, the addition/deletion of permanent staffing positions, creation of a new project or the elimination of an existing project, or other changes to the budget not specifically identified as delegated to the County Manager.

Budget amendments which are to be approved by the Board of County Commissioners are included as part of the published agenda of a public Board of County Commissioner's meeting². Budget amendments to be approved by the County Manager are executed during the normal course of business. A report of such changes is presented to the Board of County Commissioners on a regular basis at a public Board of County Commissioner's meeting as an informational item.

Fund Balance

Fund balance represents the excess of a fund's current assets over its current liabilities. For accounting purposes, fund balance is calculated as of year-end and is based on the difference between actual revenues and expenditures for the fiscal year. If revenues exceed expenditures, fund balance is positive and carries forward as revenue to the following year. If expenditures exceed revenues, any existing fund balance from a prior year is reduced. A study of changes in fund

¹ This document can be found at <http://www.myfloridacfo.com/Division/AA/LocalGovernments/default.htm>

² <http://www.seminolecountyfl.gov/departments-services/board-of-county-commissioners/meeting-agendas.shtml>

FISCAL POLICIES

balances can indicate financial trends and fiscal health. Extreme quantities of fund balances or large fluctuations may indicate possible policy adjustments by the governing body or changes in budget procedures.

The fund balance policy establishes a target unreserved/undesignated fund balance level for individual operating funds of the County. This policy is intended to assist the County in maintaining an adequate level of fund balance to mitigate current and future risks (e.g., revenue shortfalls and unanticipated expenditures), to ensure stable tax rates, and to respond to emergency situations. Adequate reserve levels are a necessary component of the County's overall financial management strategy; as well as a key factor in external agencies' measurement of the County's financial strength.

Unreserved/undesignated fund balance ranges are established for individual County funds whose operating expenditures are for tax-supported services. The range set for each fund is based on the predictability of revenues, volatility of expenditures, and liquidity

requirements. Established levels should be reviewed on an annual basis to ensure sufficiency.

In calculating the ratio of the unreserved/undesignated fund balance to estimated operating revenues, the fund balance from the latest audited financial statements shall be compared with the budgetary operating expenditures for that fund in effect when the financial statements are released. In essence this will mean the current year budgeted operating revenues will be compared with the prior year's unreserved/undesignated fund balance. The unreserved/undesignated fund balance level for the General Fund, Transportation Trust Fund and Fire Fund shall be maintained in the range of 5% to 10% of operating revenues.

Debt Management

Debt is an obligation resulting from the borrowing of money or from the purchase of goods and services. The Debt Management Policy establishes parameters and guidelines governing the issuance, management, reporting and

continuing evaluation of all debt obligations issued by Seminole County. The Policy serves as a tool to guide the County in evaluating the impact of each debt issuance on the County's overall financial position and credit quality; helping to ensure that debt issued is prudent and affordable. The Policy is designed to improve the quality of decisions, provide standards for the structure of debt issuance, identify goals and demonstrate the County's commitment to long-term financial planning, including the County's capital improvement plan.

The County will consider and evaluate debt issuance to pay for capital asset acquisition, construction, replacement or improvement. In general, debt is not considered an acceptable means to fund current operations (including ongoing capital asset maintenance and periodic replacement and renewal); however, in limited cases where there is a reasonable certainty that a known source of revenue will be received to repay the debt or where there is a clear financial emergency that was not anticipated, debt may be deemed appropriate.

The County is guided by three principles in selecting a funding source for capital:

- Equity – when appropriate, the beneficiaries will pay for the capital.
- Effectiveness – the County will evaluate the use of funding sources to ensure resources are utilized in the most effective manner
- Efficiency – the County will select financing techniques that provide for the lowest total cost consistent with acceptable risk factors

The County may issue General Obligation Debt only upon approval of the voters after a general election as required by Florida law. The County may issue debt secured by non-ad valorem revenues if pledged revenues shall be sufficient to maintain required debt service coverage or if financial forecasts indicate that no operating transfers from the general fund are required to repay the debt. The County may issue short term debt when it is determined to be the most beneficial way to provide for immediate needs, or it provides an interest advantage by delaying the issuance of long term debt. The County may

FISCAL POLICIES

participate in debt pools or low interest rate loans if it is financially beneficial. The County may enter into lease-purchase agreements for the acquisition of capital equipment when it is advantageous to an outright purchase. The County will consider inter-fund borrowings on a case-by-case basis, and only when planned expenditures in the fund originating the loan would not be affected. The County may sponsor conduit debt for activities that have a general public purpose and are consistent with the County's overall service and policy objectives. Debt shall only be issued if an objective analytical approach indicates that the County has the capacity to repay the debt without significantly limiting future operations.

Debt will be structured to achieve the lowest possible net cost to the County given economic and financial conditions at the time of the sale, the urgency of the project, and the nature and type of security provided. The County will normally structure debt with fixed interest rates and level debt service in order to maintain a stable debt service load. Debt will be structured for the shortest period consistent with a fair allocation of costs to beneficiaries or users. Generally, the debt maturity should not exceed the estimated useful life of the asset acquired using the debt proceeds or thirty years, whichever is shorter.

The County may issue debt obligations structured to fund interest and/or principal payments during the construction period of the related project if circumstances indicate this is the most advantageous method of funding.

Letters of credit, bond insurance, or other vehicles which improve the credit quality of the underlying debt may be used when the net debt service is reduced by more than the costs of the enhancement.

The County will sell its debt utilizing the method of sale that is likely to achieve the lowest cost of borrowing. The County will consider refunding outstanding debt when the net present value savings of the new debt issuance when compared to the existing debt is at least 3%.

Investments

This investment policy applies to all financial assets held by or for the benefit of the Board of County Commissioners (the "Board") of Seminole County (the "County") by the Seminole County Clerk of the Circuit Court (Clerk) acting in the capacity as Clerk of the Circuit Court and Comptroller and the custodian of County funds. This policy does not include the financial assets held individually or under the control of any of the Constitutional Officers of Seminole County until such time that control of such funds pass to the County.

Investments of the County are subject to Chapter 218, Part IV, Florida Statutes. This policy is established pursuant to and shall conform to the provisions of Section 218.415, Florida Statutes. The proceeds of certain bond issues may be further limited or expanded by their respective bond resolutions or covenants and shall not be considered to be in conflict with this investment policy.

The County shall strive to achieve with each investment opportunity, the objectives, in order of priority:

- (1) Safety – The primary objective of the County's investment activities is the protection and preservation of the investment capital.
- (2) Liquidity – The County's investment strategy will provide sufficient liquidity to meet cash flow requirements by utilizing marketable securities with structured maturities and retaining sufficient balances in bank deposit accounts, investment pools or money market funds allowing for daily withdrawal of funds.
- (3) Investment Income – The County will strive to maximize the return on the portfolio, while first endeavoring to minimize risk to public funds.

In addition to the quarterly report submitted by the County Investment Advisor as required herein, the Clerk shall provide a monthly report to the Board, appropriate County management staff, and any other interested parties. The report shall include, but not be limited to, the following:

FISCAL POLICIES

Name of the Security
Original Cost of the Security
Current Market Value
Date of Purchase
Date of Maturity
Coupon Rate
Credit Rating
Yield to Maturity

Accrued Interest
Portfolio Diversification Ratios

Mortgage pass-through investments will be categorized by stated maturity, estimated maturity, or average life.

The Board shall be notified immediately upon any deviation from the currently approved investment policies.

The Board finds that the development of a sound financial strategy requires specialized knowledge and skills. Multiple circumstances must be considered when investing public funds, not the least of which include the state of the economy, investment laws, and potential market outcomes. Ensuring that decisions related to the investment of public funds are supported by the advice of professionals with the appropriate level of investment expertise and training is in the best interest of the public. As such, the Board shall utilize an external state and/or federally licensed investment advisor (hereinafter "County Investment Advisor") to provide recommendations and guidance regarding administration and management of this policy and underlying portfolio. All securities recommended for purchase by the County Investment Advisor must be in compliance with the constraints identified by this policy with respect to specific instruments, maturity, composition, credit, and diversification. It shall be the policy of the Board to rely upon the advice of the County Investment Advisor, as the qualified investment expert, when making investment decisions. The Clerk, as custodian of the County funds, shall implement the Board's investment decisions as soon as practicable.

The County Investment Advisor and the Clerk will meet quarterly. The County Investment Advisor

shall provide the County with quarterly reports on performance and compliance with the policy. The quarterly report shall contain the portfolio's weighted average yield compared to established benchmarks each quarter, with both a data table and corresponding graph presented to the Board. The benchmarks that shall be used are the average yield on the 6-month and 12-month Constant Maturity Treasury (CMT) indices during the prior quarter's reporting period. The benchmark is intended to serve as an indication of general market yield and to establish a clear frame of reference and understanding for the County's investment performance. It is not intended as a hurdle that the County must meet, as this practice may encourage undue risk during periods of rapidly rising interest rates.

The County Investment Advisor shall be selected in conjunction with the procurement of the County Financial Advisor services unless otherwise directed by the Board. In these services, the Board will consider past investment performance; fees; assets; under management; experience of the firm and the individuals managing portfolios of similar size and complexity, and investment restrictions. The County Investment Advisor will be evaluated annually by the County. The determination of retention will be based upon the investment performance, compliance with this policy, and State and Federal law.

The standard of prudence to be used by County shall be the "prudent person rule" which shall be applied in the context of managing the overall portfolio. Persons performing the investment functions acting in accordance with written policies and procedures, and exercising due diligence shall be relieved of personal responsibility for an individual security's credit risk or market price changes, provided deviations from expectations are reported in a timely fashion and appropriate action is taken to control adverse developments.

The "prudent person rule" is herein understood to mean the following: Investment shall be made with judgment and care under circumstances then prevailing, which persons of prudence, discretion and intelligence exercise in the management of their own affairs, not for speculation, but for investment considering the

FISCAL POLICIES

probable safety of their capital as well as the probable income to be derived.

An Investment Advisor retained by the County shall be held to the “Prudent Expert” standard which states that a fiduciary shall manage a portfolio with the care, skill, prudence, and diligence, under the circumstances then prevailing, that a prudent man acting in a like capacity and familiar with such matters would use in the conduct of an enterprise of a like character and with like aims.

The Clerk, when implementing the Board’s investment decisions, shall purchase or sell investment securities at prevailing market rates except for investments such as Guaranteed Investment Contracts (GICs) or Flex Repurchase Agreements (Repos) involving bond proceeds for which the Board’s authorization and approval shall be separately provided in the bond sale and authorization documents. Authorized Investments shall consist of the following:

- (1) The Local Government Surplus Funds Trust Fund, “Florida Prime”, the State investment pool administrated by the State Board of Administration (SBA) or any intergovernmental investment pool authorized pursuant to the Florida Interlocal Cooperation Act, as provided in Section 163.01 of the Florida Statutes, and established in Section 218.405.
- (2) Money Market Funds – Securities and Exchange Commission (SEC) registered, AAA-rated money market funds offered by prospectus with permitted investments limited to government securities and repurchase agreements backed by government securities.
- (3) U. S. Treasuries – for which the direct obligations of, or the obligations the principal and interest, are unconditionally guaranteed by the United States Government. Such securities will include, but not be limited to, Treasury Bills, Treasury Notes, Treasury Bonds, and Treasury Strip Coupons (Zeros).
- (4) Federal Agencies – bonds, debentures, notes or other evidence of indebtedness issued or guaranteed by the United States

Government. Such agencies include but are not limited to, Private Export Funding Corporation (PEFCO), Small Business Administration (SBA), Housing and Urban Development (HUD), Federal Housing Administration, Federal Financing Bank, Governmental National Mortgage Association (“Ginnie Mae”), Tennessee Valley Authority (TVA), and the Department of Veteran Affairs (VA).

- (5) Federal Instrumentalities – bonds, debentures, and other evidence of indebtedness issued or guaranteed by the issuing entity itself. Issuers shall include, but are not limited to, the Federal Farm Credit Bank (FFCB), the Federal Home Loan Bank (FHLB), the Federal National Mortgage Association (Fannie Mae), and the Federal Home Loan Mortgage Cooperation (“Freddie Mac”).
- (6) Time deposits, savings accounts, and non-negotiable Certificates of Deposit issued by qualified banks or savings banks under the Florida Security for Public Deposits Act, Chapter 280, Florida Statutes, and doing business and situated in the State.
- (7) Guaranteed Investment Contracts (GICs) and Repurchase Agreements (Repos) – Any investment in a GIC or Repo shall be done with Primary Dealers, as designated by the Federal Reserve Bank of New York, with a credit rating of A or better from S&P or Moody’s, or other financial institutions rated “AA” by S&P or “Aa” by Moody’s. Repurchase agreements shall include both overnight and term repurchase agreements to be priced daily, as well as flexible repurchase agreements (“flex repos”) which are authorized solely for the investment of bond proceeds. The maturities of the Guaranteed Investment Contracts and Flex Repos shall correspond to the County’s cash flow forecasts on the specific bond issue. Required collateral shall be maintained at a minimum of 102% of the outstanding balance of the contract or agreement along with accrued interest and shall be limited to securities authorized within this policy. Collateral shall be held with a third-party

FISCAL POLICIES

safekeeping agent and registered in the name of the County.

All GIC and Flex Repo Investments must be competitively bid and fully documented to the extent required by Federal regulations. The investment of bond proceeds into a GIC or Flex Repo must be approved by the Board prior to initiating the bid process.

- (8) Mortgage-backed securities (MBS) issued by Fannie Mae, Freddie Mac and Ginnie Mae: limited to pass-through pools and balloons. Private label pools, whole loans and Collateralized Mortgage Obligations (CMOs) are not permitted.
- (9) Commercial Paper with a stated maturity of two hundred seventy (270) days or fewer from the date of its issuance, rated not less than A-1 or P-1 or an equivalent rating by at least two (2) nationally recognized credit rating agencies; or one (1) nationally recognized credit rating agency and fully secured by an irrevocable letter of credit issued by a bank organized and existing under the laws of the United States.
- (10) Bonds, or other evidence of indebtedness of U.S. counties, incorporated cities, towns, or duly organized school districts which carry a minimum "AA-" rating by Standard and Poor's, "Aa3" by Moody's Investor Service, or the equivalent rating by a nationally recognized rating agency at the time of purchase.
- (11) Corporate bonds, debentures, and notes that are denominated in United States dollars. The debt must be rated at least "AA-" by Standard and Poor's, or "Aa3" by Moody's Investor Service, or the equivalent rating by a nationally recognized rating agency.

Any non-permitted investment currently held in the County's portfolio at the adoption of this policy may continue to be held to maturity or timely, subsequent sale.

Derivatives, as well as any Investment not specifically listed in this Section, are not eligible for purchase by the County.

The investment portfolio shall be structured in such a manner to match investment maturities with cash needs as they come due. Liquidity and maturity consideration are as follows:

- (1) Current operating funds will be matched with anticipated cash flow needs and will be kept in relatively short-term investments. These short-term investments will include the depository bank, money market funds, the State Board of Administration (SBA) Florida Prime pool, repurchase agreements, federal agencies and instrumentalities and U. S. Treasuries with maturities of one (1) year or less.

Bond proceeds and other restricted capital funds will be invested to match the projected cash flow needs in accordance with bond covenants, construction contracts and other capital plans. Maximum maturities may be exceeded when deemed beneficial and authorized by the Board.

The County's total portfolio may contain investments with stated maturities not exceed five (5) years, with the exception of mortgage-backed securities, while the weighted-average maturity of the overall portfolio shall be limited to three (3) years.

Revenue flows and anticipated cash inflows will be analyzed and considered in the investment decision. To optimize funds as well as insure sufficient liquidity the County will provide the Clerk and County Investment advisor with cash flow forecasts reflecting the amount needed to remain liquid to meet disbursement obligations. The cash flow forecasts will reflect an estimate of cash receipts and disbursements by quarter for a rolling two-year period, as well as identify core funds or those funds available for longer-term investing.

- (2) Maximum Maturity on Securities.

<u>Security</u>	<u>Maturity Limit</u>
State Board of Administration	N/A
Money Market Funds	N/A
U.S. Treasuries	5 years
Commercial Paper	270 days

FISCAL POLICIES

Municipal Obligations	5 years
Corporate Obligations	3 years
Federal Agencies and Federal Instrumentalities	5 years
Certificates of Deposit	1 year
Term Repurchase Agreements	30 days
Flex Repos and GICs	N/A
Mortgage Backed Securities	30 years

- (3) Portfolio Activity and Maturity Management. The investment philosophy of the County is to “buy and hold” but the maturity composition of the portfolio and the general economic conditions will be evaluated to determine if a replacement investment would be advantageous. Accounting losses may be incurred in this situation if an economic gain is achieved. The portfolio maturity may be shortened or extended dependent on interest rate projections or the portfolio quality may be improved by reducing the maturity or risk of a security.

Prudent investing necessitates that the portfolio be diversified as to instruments and dealers. The following maximum limits are guidelines established for diversification by investment type.

<u>Security Type</u>	<u>Portfolio Limitations</u>
State Board of Administration	30 percent
Total Investment Pools	40 percent
Money Market Funds	100 percent
U.S. Treasuries	100 percent
U.S. Treasury Strip Coupons (Zeros)	5 percent
Federal Agencies and Federal Instrumentalities	80 percent
Certificates of Deposit	20 percent
Term Repurchase Agreements	10 percent
Mortgage Backed Securities	30 percent
Commercial Paper	20 percent
Municipal Bonds	20 percent
Corporate Bonds	10 percent

NOTE: Allocation to any single issuer of Commercial Paper, Corporate or Municipal bonds shall be limited to 5 percent (5%) of the total portfolio at the time of purchase.

Leveraged investments or agreements are prohibited.

Bond proceeds shall be invested in accordance with the covenants in the governing resolution, indenture and related issuance documents. All GICs and Flex Repos comprised of bond proceeds shall be excluded from the portfolio composition limits in subsection (1), above, when calculating percentages to test portfolio issues.

Assets held shall be diversified to control the risk of loss resulting from the over concentration of assets in a specific maturity, issuer, instrument, dealer, or bank. Diversification strategies within established guidelines shall be reviewed and revised periodically by the County Investment Advisor, who shall make recommendations to the Board based on the finding of such reviews.

The County Investment Advisor and Clerk, as custodian of the County funds, and any investment officers designated by the Clerk to perform the investment functions in accordance with these written policies and procedures, are required to annually complete eight (8) hours of continuing education in subject courses of study related to investment practices and products.

It is the policy of the County to purchase securities only from those broker/dealers or financial institutions included on the C’s approved list.

Financial institutions will be included on the approved list if they have been designated a Qualified Public Depository as determined by the State of Florida and State Statutes. A listing of the Qualified Public Depositories is available on a quarterly basis from the *Florida Administrative Weekly*.

In addition, the list may include primary government security dealers and regional brokers and dealers that qualify under the Securities & Exchange Commission Rule 15C3-1 (Uniform net capital rule) and are registered to do business in the state of Florida.

All approved broker/dealers or the County’s Investment Advisor will acknowledge in writing that they have received a copy, read, and concur with the County’s investment policy prior to engaging in any investment activity involving County funds.

FISCAL POLICIES

The County Investment Advisor shall present the approved list to the Board on an annual basis for information and disclosure purposes.

The Clerk will execute a third-party custodial and safekeeping agreement with the County's depository bank. All securities purchased and/or collateral obtained shall be properly designated as an asset of the County and held in safekeeping. No withdrawal of such securities, in whole or part, shall be made from safekeeping except as authorized by the Clerk. The third-party custodial safekeeping agreement shall include letters of authority from the Clerk; details as to responsibilities of each party with respect to notification of security purchases, sales delivery, repurchase agreements, wire transfers, safekeeping and transaction costs; and procedures in case of wire failure or other unforeseen mishaps, including the liability of each party.

The Clerk and the County Investment Advisor shall require all approved institutions and dealers transacting repurchase agreements to execute and perform as stated in the Master Repurchase Agreement.

The Clerk and the County Investment Advisor shall jointly determine the approximate maturity date(s) based on cash flow needs, market conditions and portfolio analysis and select one or more optimal types of investments for approval by the Board. A minimum of three (3) qualified banks and/or dealers will be contacted and asked to provide bids to the Clerk.

- (1) Bids will be held in confidence until the best bid is determined and awarded.
- (2) Documentation will be retained for all bids, with winning bid clearly identified.
- (3) If the maturing investment is a certificate of deposit, and the depository institution has performed to the satisfaction of the County, that depository institution shall be asked to submit a competitive bid, and that bid shall be equal to or greater than competing bids in order to retain funds.

- (4) If the highest bid is not selected, the reasons for that decision will be clearly documented on the bid forms.
- (5) In the event that a broker/dealer or financial institution initiates and proposes a security swap that provides a financial advantage to the County, the Clerk may bypass obtaining bids from competing dealers provided that the Clerk can verify fair market value was obtained.
- (6) In certain circumstances, when the County Investment Advisor believes an investment security with exceptional value in the market will not be available for the time it would take to receive additional bids, it may be purchased without obtaining the required three bids, *provided that fair market value can be established*. Fair market value may be established by showing a similar security that is being offered in the market at the same time.

The Clerk shall exercise and monitor a set of internal controls to be conducted through the County Finance Director. Said controls are designed to protect the County's fund and ensure the proper accounting and reporting of investment transactions. Written procedures shall be maintained. Such controls shall consist for the following:

- (1) All securities purchased or sold will be transferred only under the "delivery versus payment" (DVP) method to ensure that the funds or securities are not released until all criteria related to the specific transaction have been met.
- (2) The Clerk is authorized to accept on behalf of the County, trust receipts or confirmations as evidence of the actual delivery of the obligation or security in return for the payment of the investment.
- (3) Trust receipts or confirmations shall fully describe the various securities held. The receipt or confirmation shall state that the investment is held in the County's name.

FISCAL POLICIES

- (4) Telephone or wire transfer transaction will be confirmed by subsequent written documentation.
- (5) There will be adequate separation of duties with a clear delegation of authority among investment personnel.
- (6) Custodial safekeeping will be properly utilized.
- (7) Operational reviews, performance evaluations and interim and annual reporting shall be completed by the Clerk.
- (8) The Clerk will not take physical possession of any security or investment.
- (9) There shall be specific limitations regarding securities losses and remedial action shall be taken as soon as possible.
- (10) A wire transfer agreement with the custodial bank outlining the various controls and security provisions for making and receiving wire transfers will be established.
- (11) Collusion is Prohibited.
- (12) Written dealer confirmation and monthly and/or quarterly custodial account statements will be maintained.
- (13) All daily investment activity will be coordinated and reviewed by the Assistant Finance Director and the Finance Director. Investment activity must be approved by the Clerk, Chief Deputy Clerk or Finance Director.
- (14) The following positions are designated as having the authority to initiate all investment activities directed by the Board, and shall be considered investment officers for the purposes of this policy:
 - (a) Clerk of the Circuit Court
 - (b) Finance Director
 - (c) Assistant Finance Director
 - (d) Revenue Supervisor
 - (e) All other designees at the discretion of the Clerk
- (15) Periodic training and educational opportunities in investment and related subjects will be provided and made available to appropriate investment personnel.
- (16) Additional internal controls may be established by the Clerk.

Changes to Financial Policies

The Resource Management Department continuously reviews existing Financial Policies. It is anticipated that revisions to the existing policies will be proposed and brought forward to the Board of County Commissioners during a regularly scheduled meeting for discussion and action. If any changes to the policies are approved by the Board of County Commissioners, the updated policies will be included in the County's Administrative Code (Section 22.5) which can be viewed online.



LONG TERM FINANCIAL PLANNING

In order to continue to meet the needs of the citizens of Seminole County, the Board of County Commissioners has implemented a variety of financial strategies to better position itself fiscally for managing future economic trends and revenue growth fluctuations. Long-term financial planning is used to promote fiscal sustainability by focusing on strategies that emphasize the structural balancing of revenues and expenditures with minimal reliance on reserves.

This process has enabled Seminole County to maintain a sound financial position despite the challenges of our economy and the cost of unfunded mandates forced on local governments. Currently, major countywide revenues and strategic spending has eliminated the budget deficits created by the economic recession and has enabled the rebuilding of our reserves for future fiscal challenges that may impact quality of life services provided to our community.



Five Year Forecast

One financial strategy is the utilization of a Five-Year Forecast when evaluating proposed financial changes for the County. The County has created a base-line Five Year Forecast which demonstrates the financial results of current revenues and expenditures over time, assuming no significant changes are made. This forecast includes conservative estimates of the expected changes in revenues and expenditures over the next five years.

When a change is proposed that would affect the County's financial status, the Five-Year Forecast is updated with the proposed changes. The resulting forecast is compared to the base-line forecast to determine if the proposals create a more or less sustainable outlook for the County.

If the Five-Year Forecast indicates a deteriorating financial position for the County, various results can be formulated through reducing expenditures, utilizing reserves, augmenting revenue sources, or a combination of these

strategies. On the other hand, if the Five-Year Forecast indicates an improving financial position; increasing reserves, added expenditures, or reducing revenue sources can be examined. It is anticipated that, through the utilization of various financial strategies, the County's revenues and expenditures should remain relatively balanced.

Changes in Revenues

The outlook for most major countywide revenue sources is promising with larger than normal growth trends experienced over the past two to three years. General Fund revenue is expected to grow on average close to 4% annually over the next several years. This outlook is based largely on a projected growth in taxable values averaging 5.3% over the forecast period coupled with 3% growth in sales tax.

The Seminole County Fire District Fund had been operating at a structural deficit for 10 years and was facing a \$5.8M deficit for FY 2017/18, which would have brought Fire Fund reserves under \$10M by the end of FY 2018/19. In response to the deficit, the Board of County Commissioners approved a 0.4350 increase to the Fire District MSTU millage rate, bringing the Fire millage to 2.7649. This generated an additional \$9.2M (excluding property value growth) to the FY 2017/18 revenues and has stabilized the Fund in FY 2018/19 and beyond.

County charges for services are reviewed annually by Departments during the annual budget process and recommended changes in fees are considered at that time.

Revenues are broadly divided into several categories, including taxes, fees, and grants. There are various options available to adjust revenues in each of these categories, below are a few examples.

Taxes

Florida laws regulate the manner and amount that local governments can raise annual millage rates. The BCC is authorized by law to levy a property tax rate up to 10 mills Countywide and 10 mills in the unincorporated area however annual increases are limited by maximum millage rates based on the annual change in Florida personnel

LONG TERM FINANCIAL PLANNING

income and prior year tax levies. The Seminole County BCC historically refrains from increasing millage rates and because the County adopted property tax rates below the rolledback rates for several years during the recession as real estate values declined, property tax laws restricting annual rate increases have not limited the County's ability to raise needed revenues. Growth in ad valorem revenue is generally attributed to new construction and increases in existing taxable property values.

For FY 2018/19, Countywide property values grew by 8.0%. General County Millage (4.8751) and Unincorporated Road MSTU (0.1107 mills), and Fire MSTU millage (2.7649) remained unchanged for a total BCC Millage of 7.7507. This resulted in increases of \$11.4M to the General Fund, \$100K to the Transportation Trust (Roads) Fund, and \$4.3M to the Fire Funds. The Board is additionally authorized to levy up to 5.1249 mills Countywide for a maximum rate of 10 mills.

On May 20, 2014, Seminole County voters approved a ten-year penny sales tax to fund capital improvements for transportation, public education facilities and other infrastructure uses authorized by law. Collection of the infrastructure sales tax began on January 1, 2015 and is shared between the County, School Board and municipalities. This is the third penny sales tax passed by Seminole County voters since 1991.

Fees

The BCC has the statutory authority to impose fees on a variety of governmental services. Fees for parks and recreation, water and sewer, solid waste, building permits, etc., are reasonably based on the cost of service for the benefit received. The Budget for FY 2018/19 included a 1.5% increase in water and sewer and solid waste rates.

Grants

Other governmental entities, such as the State of Florida and the Federal Government, offer grants to local governments in order to either offset costs of the local government or to provide additional services to the citizens of the local jurisdiction. Grant opportunities are evaluated to determine if the overall cost of the program to Seminole County (including administrative costs) will be

lower than the benefits received by the net benefits to the citizens. Seminole County will actively seek out these grant opportunities whose costs are lower than the benefits. However, if it is determined that the overall cost will be higher than anticipated benefits, then the County will not actively seek those grant opportunities.

Grants are generally not awarded on schedule with the County's fiscal year. As such, most grants are generally not included in the Adopted Budget. Instead, grant opportunities are brought to the BOCC during regularly scheduled public meetings for approval throughout the year.

Changes in Expenditures

The most successful financial strategies can often be found by examining expenditures. Expenditures can be adjusted by either changing the level of services provided (effectiveness) or by adjusting the productivity of the County (efficiency).

The level of services provided can also be affected by the economic climate and the varying demands of the citizens of Seminole County. It is the responsibility of the BOCC to establish appropriate service levels and expenditure priorities.

County Staff continuously seeks methods of increasing productivity in order to provide services in the most efficient manner possible.

Personnel Services

The County has acquired a portfolio of various technology solutions over the past few years. As those technologies are adopted by County staff, it is anticipated that increased efficiencies may result in future workforce reductions if the costs of maintaining these technological solutions is less than current personnel costs.

The costs of health care benefits provided by the County to its employees are climbing (as they are for most employers). While the total effect of the Patient Protection and Affordable Care Act is difficult to measure at this time, the County continues to look for ways to reduce the costs of Employee Health Care Benefits. In conjunction with its Health Care Provider, the County is continuing to encourage participation in its

LONG TERM FINANCIAL PLANNING

Wellness Program for its employees with the goal of reducing health related costs. It is anticipated that the savings generated from a healthier workforce will offset the cost of the program.

Renewal and Replacement Funds

The County established renewal and replacement funding for Facilities, Fleet Equipment, and for Information Technology (IT) Equipment. Previously, the funding requirements for maintaining the County's Fleet and IT Equipment and County Owned Buildings would vary significantly from year to year. Funding was only provided on an as needed and emergency basis. This made it difficult to plan for the long-term maintenance of County assets.

By creating a mechanism for the steady funding of these programs, the County is better able to forecast its long term financial needs. Additionally, the funds will also be utilized in a way that allows the County to proactively maintain County Facilities, which will lower the overall costs of sustaining these assets.

Funding for the Facilities and Fleet Renewal and Replacement Programs is primarily but not exclusively provided through the General Fund. Program costs are projected for use over a 5-year period. The goal of advanced funding for these programs is to provide a consistent and sustainable level of reserves for the on-going and higher maintenance costs of buildings and fleet. Technology costs for equipment are being allocated over a period of 5 years. This is a method of self-funding the program to capture on-going revenue for equipment to be refreshed at the end of the five-year term.

Utilization and Maintenance of Debt

The County continues to maintain a very high debt rating, as determined by independent rating agencies. Standard and Poors rating is "AA" for Seminole County and views the outlook of this rating as stable; and Moody's rating is Aa2. This has allowed the County to reduce the costs of existing debt and to fund certain capital acquisitions through inexpensive debt financing. As interest rates have fallen in the economic environment, the County has been able to refinance existing debt at lower interest rates, which provides immediate savings to the tax

payers. It is considered an axiom of governmental finance that the use of debt be limited to the acquisition, development, and refurbishment of assets which provide benefits to future periods, and that the term of the debt shall not exceed the useful life of the newly acquired asset or improvements.

Consolidation of Services

The County has engaged in discussions with the seven cities located within the County to identify possible cost reductions/ productivity increases through the consolidation of services. Seminole County operates a single 911 call center, shared with all of the cities in the County. This has resulted in cost savings to the tax payers throughout the County due to removal of duplicated services. Three of the seven cities have consolidated their Fire Departments with the County, also resulting in an overall cost savings. County staff is continuing to seek additional consolidation opportunities in order to provide more efficient services to all citizens.

Changes in the Levels of Reserves

The County built up its Reserves during the time of unprecedented revenue growth prior to the beginning of the economic downturn. The FY 2018/19 General Fund budget is balanced for the third year in a row without the use of reserves. Now that structural balance has been achieved, the County's goal is to rebuild its economic stabilization reserves once again for future economic downturns or emergencies.

General Fund reserves budgeted for FY 2018/19 are 25% of current revenues, a level that provides over two months of operating support for economic stabilization and emergency /disaster related events as well as assist the county in maintaining a AA credit rating.

By utilizing these financial strategies, as well as others as they are determined, the County will position itself for long term fiscal sustainability and resiliency.

LONG TERM FINANCIAL PLANNING

Five-Year Forecast/General Fund

A summary of the Fiscal Year 2018/19 through 2022/23 Five-Year Forecast for the General Fund is presented below.

Base Forecast (millions)	Revenues	Expenditures	Operating Results	Ending Fund Balance	Fund Balance % of Revenues
FY 2016/17	204.5	204.4	0.1	51.8	25%
FY 2017/18 Est.	224.1	224.1	0.0	51.8	23%
FY 2018/19	227.4	227.3	0.1	51.9	23%
FY 2019/20	229.6	229.1	0.5	52.4	23%
FY 2020/21	235.4	241.3	-5.9	46.5	20%
FY 2021/22	241.3	246.2	-4.9	41.6	17%
FY 2022/23	247.3	251.1	-3.8	37.8	15%

Forecast Assumptions:

Revenues

- Ad Valorem Taxes – Countywide Millage 4.8751
- Taxable Property Values increasing at 6% in FY19; 5.5% in FY20; and 5% thereafter
- State Shared Sales Taxes increasing at 3%
- Public Service Tax increasing at 2%
- Communication Service Tax flat at 0% growth

Expenditures

- Personnel Services growth of 5%
- Operating expenditures increasing 2% annually
- Constitutional Officers average 4% growth annually net of \$3.5M annual excess fees
- \$9M for Sunrail maintenance beginning in FY 2020/21
- LYNX 3.5% annual increase
- Economic Development \$1.8M in FY19 and FY20, 1.5M thereafter
- Facilities Planned Work Transfer \$600K in FY19, \$800K per year thereafter
- Fleet Renewal Transfer \$500K per year beginning in FY 2019/20
- Technology Renewal \$250K in FY19, \$200K per year thereafter
- Debt Service \$8.3M annually

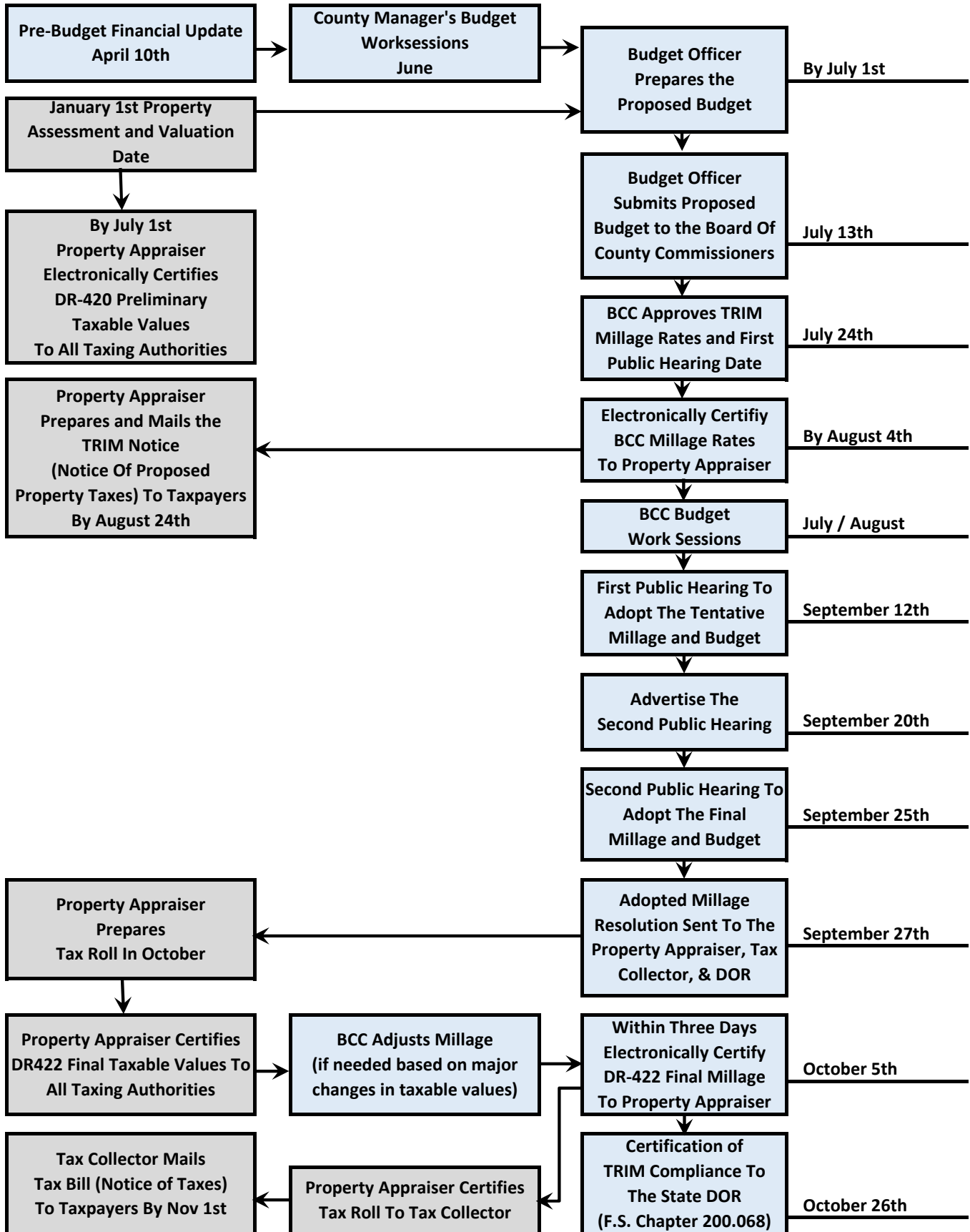
SHORT TERM INITIATIVES FOR FY 2018/19

- Provide consistent level of services to citizens within the constraints of available resources and future fiscal sustainability.
- Maintain structural balance in the General Fund and facilitate fund balance growth and avoid drawing down reserves to balance the budget.
- Increase Water and Wastewater rates 3% in order to adequately fund operating and \$25.1M in new capital infrastructure costs for FY 2019.
- Realize \$162K annually in interest cost savings from the recent refunding of outstanding bond issues.
- Continue to improve analysis and reporting capabilities of the County's budget software program to integrate with the current financial system for efficiency savings and future process improvements.
- Continue \$50K Tuition Reimbursement program for Educational Incentives to encourage professional development, which will lead to better service to our citizens.
- Continue operational integration of Emergency Management Services/Fire MSTU through the merger with City of Casselberry.
- Control Countywide overtime through the use of proper scheduling and Comp Time.
- Continue Economic Development initiatives in the amount of \$1.8M for FY 2019 to promote business growth in Seminole County.
- Maximize utilization of the newly constructed Sports Complex, which is expected to generate almost \$1M in Tourism Revenue within Seminole County.
- Continue construction projects associated with the recent voter-approved One Cent Local Government Infrastructure Sales Tax program. \$38.3 of new projects budgeted in FY 2019.
- Replace Countywide Telephone system by FY20. Year one of the project was approved by the Board in FY18.
- Implement the County's plan to insource Fleet Maintenance, with the ultimate goal of improving Countywide service for a similar cost as outsourcing.
- Reduce the County's homeless population with the help of the newly approved Case Manager position and \$60K Homelessness Initiative project in Community Services.

LONG TERM GOALS & OBJECTIVES FOR FY 2018/19

- Seminole County's voter approved One Cent Infrastructure Sales Tax, will provide Seminole County with estimated revenues of \$351 million over a ten-year period to address transportation needs.
- Maintain a General Fund balance at approximately 20% of revenues; a level deemed desirable by financial rating agencies.
- Maintain the current level of services provided to our citizens.
- Development of a more holistic approach to structural balancing with the BCC and Constitutional Officers.
- In conjunction with its Health Care Provider, the County has implemented a Wellness Program for its employees with the goal of reducing health related costs. It is anticipated that the savings generated from a healthier workforce will offset the cost of the program.
- Continue discussions with the seven cities located within the County for possible cost reductions/productivity increases through a consolidation of services. Three of the cities have consolidated their Fire Departments with the County.
- Reinstatement of the self-sustaining capacity of the Building Fund through the elimination of the General Fund transfer to this fund.
- Develop / Integrate County software systems that allow management to better measure and evaluate new SMART goals and objectives.

FY 2018/19 BUDGET CALENDAR



Note: DR 420 - Preliminary Certification of Taxable Values
 DR 422 - Final Certification of Taxable Values (prior to extending tax roll)

BUDGET PROCESS

Overview

The County began the budget development process by continuing to focus on long-term fiscal sustainability by integrating strategic planning and budgeting. This process combines financial forecasting and fiscal strategizing to identify challenges/opportunities, causes of fiscal imbalances, and to develop a Long-term Financial Plan that ensures future fiscal resiliency and sustainability.

Budget formulation, adoption, and execution in Seminole County involve year-round interaction and the cooperation of all County departments. The process is designed to identify service needs, develop strategies for meeting those needs, provide available resources, and allocate appropriations to execute the plan.

In order to achieve a more cost-effective service delivery, budgets were developed based on current program service levels, an examination of the previous year expenditures, and an assessment of operation options. This methodology was utilized in FY 2017/18 and continued to be utilized in FY 2018/19.

This approach requires a tight linkage with the budget process, which is used to gather and evaluate new service requests. The objective was to continue this process and examine all countywide programs in order to redirect efforts and funds from lower priority to higher priority programs, improve efficiency, effectiveness, and reduce spending. This process allowed the County to continue to assist in developing a clear and concise long-term financial perspective that identified the County's current/projected programs/service levels and financial condition.

The County's fiscal year is October 1st through September 30th each year. The annual budget process for Seminole County is approximately eight months starting in January and proceeding through the end of September. The County prepares an annual budget with a five-year forecast focus.

Budgetary Basis / Assumptions

The guiding principles of the budget development process are as follows:

- ✓ No new taxes or increases to tax rates.
- ✓ Continued rightsizing of workforce, primarily through natural attrition.
- ✓ Continue reduction of operating costs where possible.
- ✓ Utilization of reserves in a responsible manner.

The revenue budget was prepared based on trend analysis, legislative actions and available economic data. Seminole County decreased the Countywide based millage in FY 2010/11 from 4.900 to 4.8751 and has adopted the same level through FY 2018/19. Although Florida Statutes 200.185 and 200.065, limits the annual increase in property taxes levied by local governments by a "maximum millage" rate, the Seminole County BCC has not been impacted by this law since the implementation of Property Tax Reform in FY 2007/08. The maximum millage rate is based

on prior year property taxes levied, changes in taxable values and the annual growth in Florida personnel income. Because taxable property values declined and ad valorem taxes levied by the BCC from FY 2007/08 through FY 2012/13 were below the aggregate rolled-back rates, the maximum millage rate imposed by Florida law has exceeded Seminole County's adopted millage rates each year.

The expenditure budget was based on a historical review of actual expenditures and an analysis of programs/service needs to ensure that funds are budgeted appropriately for the upcoming year. In addition, the budget meets federal and state requirements, as well as reflecting Seminole County's policies and practices.

BUDGET PROCESS

We ensure Transparency in the Budget Process by:

- ✓ Requiring a public process prior to reduction or elimination of any governmental or direct service to the public.
- ✓ Providing written documentation including analysis and financial information to the Board of County Commissioners prior to the public process described above.
- ✓ Making written documentation available to the public on the County website in advance of the public process that provides readily understood language, explanatory comments and information about the County budget.

Funding Requirements for Programs/Services:

- ✓ Departments were responsible for performing a detailed analysis of spending activity to support programs/services. Historical spending is not assumed as automatic justification for program re-appropriation.
- ✓ Departments were required to submit formal detailed requests for one-time initiatives or increases to their base operating budget.
- ✓ Departments presented their initial operating budget requests and program prioritizations for review by the County Manager

The FY 2018/19 revenue and expenditure budget assumptions are as follows:

Revenues:

- ✓ The Countywide General Fund millage is unchanged from the prior year property tax rate of 4.8751 mills. Countywide property values increased by 8.01%.
- ✓ The County Municipal Fire/Rescue MSTU millage remains unchanged at 2.7649 mills. Fire MSTU property values increased by 7.46%.
- ✓ Unincorporated Road MSTU millage rates remain unchanged from FY 2016/17 at 0.1107 mills. Roads MSTU property values increased by 6.40%.

- ✓ Ad valorem revenue estimates are budgeted at 96% of the total property taxes levied by the Board of County Commissioners.
- ✓ Half-cent sales tax, County revenue sharing, gas taxes and other locally levied taxes were projected based on current economic trends, historical receipts, legislative actions and state estimates.
- ✓ Interest income projections reflect an increase in the expected rate of return on investments from 1.3% in FY 2017/18 to 2.0% in FY 2018/19. This will result in an additional \$3M in Countywide Interest revenue.
- ✓ Due to an increase in projected Interest revenue, Water and sewer rates were increased by 3% to support debt funding requirements and to protect our existing debt and credit ratings.

Expenditures:

FY 2018/19 direction was given from the County Manager's Office to develop base budgets consistent with current service levels. Requests for additional resources deemed critical were reviewed on an individual basis.

Personnel Services:

- ✓ Budgeted compensation is at 100% of actual pay rates with a 3% salary adjustment, exclusive of Fire Bargaining Unit A.
- ✓ Based upon a fund by fund analysis of actual prior year lapsed personnel service amounts, budgeted General Fund personnel services expenditures included a 3% lapse to account for position vacancies.
- ✓ Retirement rates were budgeted as established by state legislature effective July 1, 2018. The rates are as follows: 8.26% for Regular Class, 24.50% for Special Risk, 24.06% for Senior Management, 48.70% for Elected Officials, and 14.03% for DROP.
- ✓ The employer's portion of the Federal Insurance Contributions Act (FICA) taxes, which fund Social Security and Medicare, are budgeted on a per employee basis. The Social Security portion of the tax is 6.2%, and the Medicare portion of the tax is 1.45%, for a

BUDGET PROCESS

total of 7.65% of an employee's budgeted salary.

- ✓ Health benefits are self-insured by the County. Rates are established annually based on the experience of the program, projected claims and available fund balance in the Health Insurance Fund.
- ✓ Workers compensation is provided through the County's Self Insurance Fund for all employees of the Board of County Commissioners and the Constitutional Officers other than the Sheriff's Office. Rates by position class code are established annually based on the actuarial determined funding requirements and experience of the program and are charged to the individual costs centers, spreading the cost across applicable funding sources countywide.

Operating Expenses:

- ✓ Operating budgets were developed based on current program/service levels, an examination of previous years' expenditures, and an assessment of operational options.
- ✓ Departments were requested to maintain service levels without increasing operating budgets. Additional requests for resources deemed critical to operations were also considered.

Internal Service Charges & Cost Allocations:

- ✓ Direct/indirect cost allocations assist in identifying the full cost of programs/services provided by the County to its citizens. Full costing concepts were employed to a significant extent in the budget to allocate/appropriate all internal service expenditures of the County within the programs utilizing the services.
- ✓ Internal service needs of county departments, such as facilities maintenance, fleet maintenance, telephones, postage, printing and technology equipment, were assessed by internal service departments providing such support. The total costs incurred to provide internal service are charged to user departments based on projected use.
- ✓ Operating and Labor costs for capital project

delivery are generally charged to capital funding sources.

- ✓ The cost of administrative services such as support services, human resources, fiscal management, purchasing, and risk management are allocated to user departments with significant revenue supported funds.

Property Liability Insurance:

- ✓ The County maintains a Property/Liability Insurance Fund to protect itself against loss. This program is funded through an annual premium based on the percentages of total insured value and claims experience.

Capital Equipment:

- ✓ Funding for specific pieces of capital equipment needs such as fleet and heavy equipment are included in the adopted budget. No unspecified capital equipment may be purchased without approval by the Board of County Commissioners.

Capital Improvements:

- ✓ Capital projects are initially proposed and reviewed yearly as part of the Five-Year Capital Improvement Program (CIP) process. This process includes annual review and adoption of the Five-Year CIP by the Board of County Commissioners. Project funding scheduled for FY 2016/17 is included in the Adopted Budget.

Carryforward:

- ✓ The Adopted Budget includes a carryforward of available funds from FY 2015/16 for certain operating grants. An additional carryforward will be brought to the Board of County Commissioners in January. This carryforward will be comprised of the following:
 - Unspent funds from FY 2017/18 for incomplete projects, both capital and operating.
 - Certain unspent and unexpired grant funding.
 - Funding for budgeted equipment which was not delivered by September 30, 2018.

BUDGET PROCESS

- ✓ A final adjustment to grant budgets for FY 2018/19 will take place based upon the results of the FY 2017/18 audit.

Constitutional Officers Budgets:

- ✓ Budgets for Constitutional Officers were submitted in accordance with Florida Statutes by the individual officers and incorporated into the budget.

Reserves:

- ✓ It is essential that the county maintain adequate levels of reserves across all funds as a protection to taxpayers to mitigate current and future risks (revenue shortfalls and unanticipated expenditures). Fund balance levels are also a crucial consideration in long-term financial planning. Focus was placed on maintaining Reserves at a fiscally prudent level (20% of expenditures for General Fund for credit rating maintenance) while providing services at a reasonable cost.

Monitoring the Budget

The Budget & Fiscal Management staff conducts regular analysis of departmental financial activities to perform the following:

- ✓ To ensure compliance with applicable statutes, ordinance, County policies and procedures, and sound accounting and budgeting practices.
- ✓ To perform a proactive assessment of expenditures to ensure they are in accordance with the approved budget and work plan.
- ✓ To identify excess appropriations subject to reallocation.
- ✓ To track revenues, legislative proposals and economic trends, verify revenue projections and assess changes in the economy that impact specific revenues.
- ✓ To provide recommendations and initiate corrective budgetary action necessitated by changes in operations, departmental work plans, or emergencies/disasters.

The Budget & Fiscal Management staff generates various tracking/status reports to provide management with financial information necessary for decision-making. Fiscal performance reports and forecasting presentations are provided to the Board of County Commissioners to keep them abreast of the County's financial condition.

Amending the Budget

The Board of County Commissioners annually adopts the budget by resolution for all funds. Budgetary authority is legally maintained at the fund level; however, Seminole County's financial system imposes budget controls at the appropriation level. State law requires that the revenue and expenditure budgets for each fund remain in balance at all times.

Chapter 129, Florida Statutes, governs amendments to the adopted budget. This chapter states that the Board at any time within a fiscal year may amend a budget for that year as follows:

- ✓ Appropriations for expenditures in any fund may be decreased and other appropriations in the same fund correspondingly increased by resolution by the Board, provided that the total of the appropriations of the fund may not be changed.
 - The Board of County Commissioners may establish procedures by which the designated budget officer may authorize budget amendments if the total appropriations of the fund do not change.
- ✓ Appropriations from the reserve for contingencies may be made to increase the appropriation for any particular expense in the same fund or to create an appropriation in the fund for any lawful purpose.
- ✓ A receipt of a nature from a source not anticipated in the budget and received for a particular purpose, including but not limited to grants, donations, gifts or reimbursement for damages, may, by resolution of the Board, be appropriated and expended for that purpose.

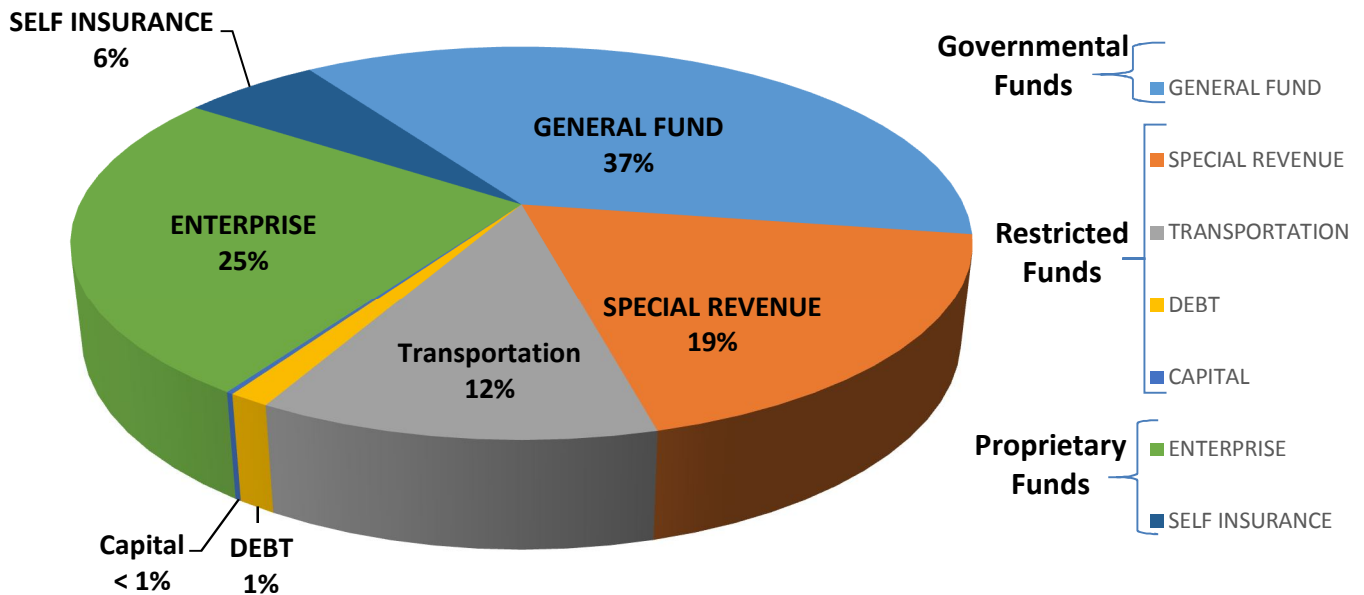
See the Fiscal Planning / Fiscal Policies section for additional information regarding the County's budget amendment process.

BUDGET SUMMARY BY FUND - FUNCTION

	GENERAL FUNDS	TRANSPORTATION FUNDS	FIRE DISTRICT FUNDS	SPECIAL REVENUE FUNDS	DEBT SERVICE FUNDS	CAPITAL FUNDS	ENTERPRISE FUNDS	INTERNAL SERVICE FUNDS	TOTAL BUDGET
BUDGETED REVENUES									
310 TAXES									
311 AD VALOREM	155,072,566	1,776,833	63,095,320	-	-	-	-	-	219,944,719
312 LOCAL OPTION USE & FUEL TA	-	53,109,500	-	5,600,000	-	-	-	-	58,709,500
314 UTILITY SERVICES TAXES	7,070,300	-	-	-	-	-	-	-	7,070,300
315 COMMUNICATIONS SERVICE TAX	5,700,000	-	-	-	-	-	-	-	5,700,000
316 LOCAL BUSINESS TAX	500,000	-	-	-	-	-	-	-	500,000
310 TAXES	168,342,866	54,886,333	63,095,320	5,600,000	-	-	-	-	291,924,519
320 PERMITS FEES & SPECIAL ASS	157,000	3,032,000	165,000	21,489,138	-	-	-	-	24,843,138
330 INTERGOVERNMENTAL REVENUE	38,529,250	5,867,000	139,800	7,391,354	-	-	8,947,072	-	60,874,476
340 CHARGES FOR SERVICES	14,663,056	1,537,566	6,776,900	1,953,750	-	-	76,025,976	29,135,258	130,092,506
350 JUDGEMENTS FINES & FORFEIT	1,005,500	-	-	-	-	-	-	-	1,005,500
360 MISCELLANEOUS REVENUES	3,600,044	2,552,000	1,003,000	386,675	-	-	5,558,669	840,000	13,940,388
CURRENT REVENUES	226,297,716	67,874,899	71,180,020	36,820,917	-	-	90,531,717	29,975,258	522,680,527
381 INTERFUND TRANSFERS IN	5,531,432	4,935,619	-	207,431	9,917,258	-	23,995,203	-	44,586,943
386 TRANSFERS FROM CONSTITUTI	840,000	-	50,000	1,000	-	-	-	-	891,000
399 FUND BALANCE	59,818,559	21,683,970	19,237,945	19,752,901	-	1,655,392	85,796,191	16,944,460	224,889,418
TOTAL	292,487,707	94,494,488	90,467,965	56,782,249	9,917,258	1,655,392	200,323,111	46,919,718	793,047,888
APPROPRIATED EXPENDITURES									
51 GENERAL GOVERNMENT	34,381,697	29,033	1,022,340	5,246,053	-	-	-	29,653,333	70,332,457
52 PUBLIC SAFETY	141,790,531	675,000	68,182,032	2,995,608	5,045,708	-	-	-	218,688,879
53 PHYSICAL ENVIRONMENT	2,061,128	-	-	20,291,004	-	-	93,024,839	-	115,376,970
54 TRANSPORTATION	-	64,895,496	-	-	-	-	-	-	64,895,496
55 ECONOMIC ENVIRONMENT	4,763,940	-	-	3,061,565	-	-	-	-	7,825,505
56 HUMAN SERVICES	10,518,989	-	-	4,488,176	-	-	-	-	15,007,165
57 CULTURE/RECREATION	17,971,680	-	-	488,886	1,641,450	50,909	-	-	20,152,925
60 COURT ADMINISTRATION	3,116,809	-	-	1,554,498	3,230,100	248,420	-	-	8,149,827
CURRENT EXPENDITURES	214,604,774	65,599,530	69,204,371	38,125,790	9,917,258	299,329	93,024,839	29,653,333	520,429,224
58 TRANSFERS	18,172,730	-	-	2,715,665	-	-	23,695,203	-	44,583,598
59 RESERVES	59,710,203	28,894,958	21,263,594	15,940,794	-	1,356,063	83,603,069	17,266,385	228,035,066
TOTAL	292,487,707	94,494,488	90,467,965	56,782,249	9,917,258	1,655,392	200,323,111	46,919,718	793,047,888

FUND STRUCTURE OVERVIEW

PERCENT OF GOVERNMENTAL FUND APPROPRIATIONS



Overview

In accordance with Generally Accepted Accounting Principles (GAAP) and to provide proper accountability for the different types of financial resources, “funds” are established. Each fund is a separate accounting entity with its own resources, liabilities, and residual balance. Some funds are consolidated for budget adoption and presentation. Funds with similar objectives, activities and legal restrictions are, for reporting purposes, placed in one of two groups: Governmental Funds and Proprietary Funds.

Governmental Funds: Governmental Funds account for general governmental activities which are largely supported by taxes and fees. They are accounted for on a “**modified accrual**” basis or **current financial resources basis**.

Governmental Funds include the following fund types:

- The General Fund** accounts for all resources not reported in other funds. Most countywide activities are accounted for in this fund.
- Special Revenue Funds** account for resources received from special sources which are dedicated or restricted specific uses.
- Debt Service Funds** account for the accumulation of resources for, and the payment of, interest, principal and other debt-related costs.
- Capital Projects Funds** account for the accumulation and use of resources for the acquisition of land, major buildings and for infrastructure improvements where a specific project is designated or required.
- Trust and Agency Funds** are used to account for assets held by the County in a trustee capacity or as an agent for individuals, private organizations, other governments, and/or other funds. These funds are custodial in nature and do not involve measurement of results of operations.

Proprietary Funds: Proprietary Funds account for those external and internal business-type activities that are provided on a basis consistent with private enterprise. They are accounted for on a “**full accrual**” basis.

FUND STRUCTURE OVERVIEW

Proprietary Funds include the following two fund types:

- a. **Enterprise Funds** account for activities such as water and solid waste disposal services that are similar to those provided by private enterprise and whose costs are paid from user charges or from revenue sources other than general governmental revenue.
- b. **Internal Service Funds** account for certain internal services provided to various Departments. Seminole County uses Internal Service Funds to record all types of insurance utilized by the County, including the self-insurance programs for workers' compensation, general and property liability, as well as employee group health and life insurance. These costs are allocated to individual departments, divisions, and programs on a rational basis.

Basis of Accounting: Generally Accepted Accounting Principles ("GAAP") requires that local governments, such as Seminole County, base their financial statements on two different bases of accounting. Entity wide statements and statements of proprietary funds are to be reported based upon the full accrual basis of accounting. Individual governmental funds are to be reported based upon the modified accrual basis of accounting.

The primary difference between the full and modified accrual basis of accounting is the focus of measurement. In full accrual accounting, the focus of measurement is on **total** economic resources. In modified accrual accounting, the focus of measurement is on **current** economic resources. In full accrual accounting, long term assets and liabilities are included as part of the measurement. In modified accrual, only those items are recognized that will be reflected in near-term inflows or outflows of cash. (Generally, commercial or "for profit" entities use full accrual accounting in order to best reflect the results of operations and financial position of an entity.)

Despite the difference in the basis of accounting used in financial reporting between governmental and proprietary funds, **budgeting is generally based upon modified accrual principles**. Allowances for depreciation (a full accrual concept), amortization (a full accrual concept), and other non-cash related transactions are generally not included in the Budget. By excluding most non-cash related transactions which generally relate to transactions reported in different fiscal periods, the budget can be used as a current control and policy mechanism. The primary exception to this focus is that the budget also includes various allocation mechanisms for common costs whose primary purpose is to better reflect the total current costs of various Programs and Departments, rather than merely the current direct costs.

Funds in Each Group

The following funds are included in the adopted FY 2018/19 budget. Other funding for additional funds may be added during FY 2018/19 either as a carryforward of available funds from FY 2017/18 or through action of the Board of County Commissioners.

GOVERNMENTAL FUNDS

GENERAL FUNDS:

General Fund – 00100

Account for all financial resources except those required to be accounted for in another fund.

Donations Funds – 00103 & 603XX

Account for receipt and disbursement of contributions from the general public for a specific purpose.

Facilities Maintenance Fund – 00108

Account for the receipt, accumulation, and disbursement of funds dedicated to maintaining County owned facilities.

FUND STRUCTURE OVERVIEW

Fleet Replacement Fund – 00109

Account for the receipt, accumulation, and disbursement of funds dedicated to replacing County owned rolling stock.

Technology Replacement Fund – 00111

Account for the receipt, accumulation, and disbursement of funds dedicated to replacing County owned computers, servers, and other technological equipment.

BCC Projects Fund – 00112

Account for the receipt and disbursement of funds for General Fund supported capital projects.

Economic Development Fund – 13100

Account for the receipt and disbursement of funds for the County's Economic Development Program to generate employment, businesses and other economic activities.

RESTRICTED FUNDS:

Police Education Fund – 00101

Account for receipt and disbursement of funds collected from civil traffic infractions for criminal justice education and training.

Boating Improvement Fund – 00104

Account for receipt and disbursement of registration fees from recreational vessels to improve County waterways.

County Grant Funds – 00110 & 119XX & 120XX

Account for receipt and disbursement of monies relating to Grant Programs, inclusive of State and Federal Grants with reporting requirements. These funds exclude grants for proprietary operations.

County Transportation Trust Fund – 101XX

Account for the construction and maintenance of County roads. Activities include road maintenance, traffic control, right-of-way acquisition and construction of new roadways. Funding is from local ad valorem property taxes and gas taxes collected and distributed by the State of Florida. Included sub-funds are the Transportation Trust Fund and the Transportation – Ninth Cent Fund. The latter is dedicated to Mass Transit.

Building Program Fund - 10400

Account for receipt and disbursement of Fees, building permits and other related inspection fees paid by customers. Funds are used to provide services for the enforcement of the Florida Building Code per Section 553.80, Florida Statutes.

Tourist Development Funds – 110XX

Account for receipt and disbursement of Tourist Development Taxes on transient rentals per Section 125.0104, Florida Statutes.

Fire District Funds – 1120X

Account for receipt and disbursements relating to the provision of fire protection and emergency rescue to the unincorporated areas of the county, Winter Springs, Altamonte Springs, and Casselberry. Primary funding is ad valorem property taxes.

FUND STRUCTURE OVERVIEW

Renewal and Replacement – Fire Protection – 11201

Account for the receipt, accumulation, and disbursement of funds dedicated to replacing County owned rolling stock funded through transfers from the Fire Protection Fund.

Court Support Technology Fund – 11400

Account for receipt and disbursement of recording fees provided for by Section 28.24(12)(e)(1), Florida Statutes. Funds are used to support the circuit and county courts, Public Defender's Office, State Attorney's Office, and the Clerk of Courts Office with court-related technology costs.

Infrastructure Sales Tax Fund – 115XX

Account for the receipt and disbursement of a voter approved referendum one-cent sales tax in 1991, 2001, and 2014 for a period of ten years. Proceeds are used to fund transportation capital improvements.

Arbor Violation Trust Fund – 12200

Account for receipt, accumulation, and disbursement of funds used for the planting of trees in the County and in administrative costs incurred in enforcing the arbor violation penalties in the Seminole County Land Development Code.

Alcohol Drug Abuse Fund – 12300

Account for the levy of certain penalty assessments provided for by Section 893.13(4), Florida Statutes. Funds are used for meritorious and observing drug abuse treatment or educational programs.

Teen Court Fund – 12302

Account for the levy of mandatory court costs authorized by Section 738.19, Florida Statutes for operational and administrative support for Teen Court

Enhanced 911 Fund - 12500

Account for receipt, accumulation, and disbursement of funds used for creation and maintenance of the County's emergency communication infrastructure (911) system.

Transportation Impact Fee Funds – 126XX

Account for receipt and disbursement of funds derived from fees paid by developers as outlined in the Seminole County Road Impact Fee Ordinance. Use of funds is restricted to capital facilities that are attributable to new growth. Sub-funds include Arterial Impact Fee, North Collector Impact Fee, West Collector Impact Fee, East Collector Impact Fee and South Central Impact Fee.

Development Impact Fee Funds – 128XX

Account for impact fees levied by the Board and collected pursuant to Seminole County Ordinance. Amounts collected are deposited into these funds. The revenues generated are to be used for capital improvements for fire protection and libraries. Sub-funds include the Fire/Rescue Impact Fee, and Library Impact Fee.

17-92 Redevelopment Fund – 13300

Account for the receipt and disbursement of tax increment income received for the 17-92 highway improvement and redevelopment agency.

MSBU Street Lighting Fund – 15000

Account for the consolidated non-ad valorem assessment district created to provide for the funding and management of street lighting public services provided within participating communities throughout the unincorporated areas of the County. New MSBU's may be established by ordinance amendment pursuant to a petition by a proper percentage of property owners in the district. Assessments are allocated on an equitable basis and collected by the Tax Collector.

FUND STRUCTURE OVERVIEW

MSBU Residential Solid Waste Fund – 15100

Account for the residential solid waste management non-ad valorem assessment district created to provide for the funding and management of the residential solid waste public services provided within residential communities throughout the unincorporated area of the county. Assessments are allocated on a per dwelling basis and collected by the Tax Collector.

MSBU Program Fund – 16000

Account for the management of the MSBU Program that provides project and financial management on behalf of all non-ad valorem assessment district types from conceptual consideration to service implementation and in many situations, long term management. Includes revenue management for capital improvement non-ad valorem assessments.

Municipal Services Benefit Units Funds – 160XX

Account for various non ad-valorem assessment districts created to provide the funding and management of various public services within unincorporated Seminole County. Aquatic weed control is the most common public service associated with these accounts. Assessments are allocated on an equitable basis and collected by the Tax Collector.

DEBT SERVICE FUNDS:

General Revenue Debt, 2012 – 21200

The \$20,125,000 Capital Improvement Revenue Bonds, Series 2010 were issued to refund the Sales Tax Revenue Refunding Bonds, Series 1998, and are payable through a pledge of general (non-ad valorem) revenues.

General Revenue Debt, 2014- Sports Complex/Soldier's Creek – 21235

The \$28,000,000 Special Obligation Bonds, Series 2014 were issued for the construction and equipping of a Sports Complex and to provide funding for capital improvements to Soldier's Creek Park. Bond issue is payable through a pledge of general (non-ad valorem) revenues.

County Shared Revenue Debt– 21300

The \$22,000,000 Capital Revenue Improvement Revenue Bonds, Series 2012, were issued to provide financing for the Public Safety Communications P25 Radio System Upgrade and Tower Rebuild projects. Funding for repayment of these bonds is provided by County Shared Revenues.

Sales Tax Revenue Bonds 2001 – 22500

The \$35,365,000 Sales Tax Revenue Bonds, Series 2005A were issued for the purpose of financing all or a portion of the renovation and expansion of the County's John E. Polk Correctional Facility. The \$39,700,000 Sales Tax Revenue Refunding Bonds, Series 2005B were issued to advance refund the Series 2001 Bonds maturing in the years 2012 through 2031. The \$47,975,000 Sales Tax Revenue Bonds, Series 2001 were issued to finance a portion of the cost of design, acquisition and construction of the courthouse expansion and renovation project.

CAPITAL FUNDS:

Capital Improvement Revenue Bonds, Series 2012 (P25 System) – 30600

Account for proceeds of County 2012 shared revenue bonds to upgrade the Public Safety Communications P25 Radio System and rebuild Communications Towers.

Sports Complex/Soldier's Creek Project Fund – 30700

Account for proceeds of County 2014 general revenue bonds to construct a Sports Complex and provide capital improvements to Soldier's Creek Park.

FUND STRUCTURE OVERVIEW

Natural Lands/Trails Capital Project Fund – 32100

Account for proceeds of general obligation bonds to acquire, preserve, and restore environmentally sensitive lands within Seminole County.

Courthouse Projects Fund – 32200

Account for proceeds of Sales Tax Revenue Bonds for courthouse construction/capital improvements.

PROPRIETARY FUNDS

ENTERPRISE FUNDS:

Water and Sewer Funds – 401XX

Account for the provision of water and sewer services to residents of the unincorporated areas of the County as well as portions of three municipalities: the City of Longwood, the City of Lake Mary and the City of Oviedo. Related activities include, but are not limited to, administration, operation, maintenance, financing and related debt service, and billing and collection.

Solid Waste Funds – 402XX

Account for the provision of solid waste disposal services to the general public on a user-charge basis. Related activities include, but are not limited to, administration, operation, maintenance, financing and related debt service.

INTERNAL SERVICE FUNDS:

Property/Liability Insurance Fund – 50100

Account for insurance utilized by the County, including self-insurance, for general and property liability insurance. Reimbursements for these costs are allocated countywide.

Worker's Compensation Fund – 50200

Account for all types of insurance utilized by the County, including self-insurance, for workers' compensation. Reimbursements for these costs are allocated countywide.

Health Insurance Fund – 50300

Account for insurance utilized by the County, including self-insurance, for employee group health and life insurance. Reimbursements for these costs are allocated countywide.

FUND STRUCTURE SUMMARY

FY 2018/19 TOTAL BUDGET \$793,047,888

FUND MAJOR - TYPE - NAME	FY17 ACTUALS	FY18 ADOPTED BUDGET	FY19 ADOPTED BUDGET	VARIANCE	%
01 GENERAL FUNDS					
01 GENERAL FUNDS					
00100 GENERAL FUND	204,442,435	265,794,058	285,397,754	19,603,696	7%
00103 NATURAL LAND ENDOWMENT FUND	104,939	783,729	700,122	(83,607)	-11%
00112 BCC PROJECTS	0	453,500	663,739	210,239	46%
11932 MISCELLANEOUS GRANTS	0	0	0	0	
13000 STORMWATER FUND	0	193,117	0	(193,117)	-100%
13100 ECONOMIC DEVELOPMENT	1,879,968	2,368,688	2,226,732	(141,956)	-6%
01 GENERAL FUNDS Total	206,427,342	269,593,092	288,988,347	19,395,255	7%
02 REPLACEMENT FUNDS					
00108 FACILITIES MAINTENANCE FUND	1,240,933	624,996	348,788	(276,208)	-44%
00109 FLEET REPLACEMENT FUND	644,119	453,581	2,173,251	1,719,670	379%
00111 TECHNOLOGY REPLACEMENT FUND	548,203	281,126	757,396	476,270	169%
02 REPLACEMENT FUNDS Total	2,433,255	1,359,703	3,279,435	1,919,732	141%
03 AGENCY FUNDS					
60301 BOCC AGENCY FUND	290	0	18,000	18,000	
60302 PUBLIC SAFETY	0	0	0	0	
60303 LIBRARIES-DESIGNATED	70,616	49,000	50,000	1,000	2%
60304 ANIMAL CONTROL	14,802	20,000	150,925	130,925	655%
60305 HISTORICAL COMMISSION	0	22,431	1,000	(21,431)	-96%
60307 4-H COUNSEL COOP EXTENSION	24,431	0	0	0	
60308 ADULT DRUG COURT	46,640	0	0	0	
60310 EXTENSION SERVICE PROGRAMS	8,613	0	0	0	
60311 SEM CO EXPRESSWAY AUTHORITY	0	0	0	0	
03 AGENCY FUNDS Total	165,392	91,431	219,925	128,494	141%
01 GENERAL FUNDS Total	209,025,989	271,044,226	292,487,707	21,443,481	8%
02 TRANSPORTATION FUNDS					
04 TRANSPORTATION FUNDS					
10101 TRANSPORTATION TRUST FUND	16,216,111	21,848,138	23,200,410	1,352,272	6%
10102 NINTH-CENT FUEL TAX FUND	6,536,795	6,924,779	7,240,619	315,840	5%
04 TRANSPORTATION FUNDS Total	22,752,906	28,772,917	30,441,029	1,668,112	6%
05 SALES TAX FUNDS					
11500 INFRASTRUCTURE TAX FUND	6,647,494	16,345,836	12,759,078	(3,586,758)	-22%
11541 INFRASTRUCTURE-COUNTY COMMIS	14,761,022	4,086,324	4,191,472	105,148	3%
11560 2014 INFRASTRUCTURE SALES TAX	25,593,109	52,477,866	51,683,293	(794,573)	-2%
11641 PUBLIC WORKS-INTERLOCAL AGREEM	260,896	0	0	0	
12601 ARTERIAL-IMPACT FEE	282	(5,700,581)	(4,310,571)	1,390,010	-24%
12602 NORTH COLLECTOR-IMPACT FEE	211,741	66,305	9,355	(56,950)	-86%
12603 WEST COLLECTOR-IMPACT FEE	0	198,000	483,998	285,998	144%
12604 EAST COLLECTOR-IMPACT FEE	0	365,849	588,522	222,673	61%
12605 SOUTH CENTRAL-IMPACT FEE	0	(1,693,054)	(1,351,688)	341,366	-20%
05 SALES TAX FUNDS Total	47,474,546	66,146,545	64,053,459	(2,093,086)	-3%
02 TRANSPORTATION FUNDS Total	70,227,452	94,919,462	94,494,488	(424,974)	0%
03 FIRE DISTRICT FUNDS					
06 FIRE DISTRICT FUNDS					
11200 FIRE PROTECTION FUND	53,374,142	77,184,839	85,539,010	8,354,171	11%
11201 FIRE PROT FUND-REPLACE & RENEW	146,420	0	0	0	
11207 FIRE PROTECT FUND-CASSELBERRY	4,106,150	4,587,222	4,731,955	144,733	3%

FUND STRUCTURE SUMMARY

FY 2018/19 TOTAL BUDGET \$793,047,888

FUND MAJOR - TYPE - NAME	FY17 ACTUALS	FY18 ADOPTED BUDGET	FY19 ADOPTED BUDGET	VARIANCE	%
12801 FIRE/RESCUE-IMPACT FEE	98,508	0	197,000	197,000	
06 FIRE DISTRICT FUNDS Total	57,725,221	81,772,061	90,467,965	8,695,904	11%
03 FIRE DISTRICT FUNDS Total	57,725,221	81,772,061	90,467,965	8,695,904	11%
04 SPECIAL REVENUE FUNDS					
07 BUILDING FUNDS					
10400 BUILDING PROGRAM	3,318,687	6,851,550	7,808,992	957,442	14%
07 BUILDING FUNDS Total	3,318,687	6,851,550	7,808,992	957,442	14%
08 TOURISM FUNDS					
11000 TOURISM PARKS 1,2,3 CENT FUND	6,623,261	4,416,153	5,707,291	1,291,138	29%
11001 TOURISM SPORTS 4 & 6 CENT FUND	2,714,970	3,107,502	3,777,082	669,580	22%
08 TOURISM FUNDS Total	9,338,230	7,523,655	9,484,373	1,960,718	26%
09 COURT RELATED FUNDS					
11400 COURT SUPP TECH FEE (ARTV)	955,349	1,195,624	1,224,025	28,401	2%
12302 TEEN COURT	160,883	237,464	195,154	(42,310)	-18%
09 COURT RELATED FUNDS Total	1,116,232	1,433,088	1,419,179	(13,909)	-1%
10 EMS TRUST FUNDS					
11800 EMS TRUST FUND	4,290	0	0	0	
10 EMS TRUST FUNDS Total	4,290	0	0	0	
11 GRANT FUNDS					
00110 ADULT DRUG COURT GRANT FUND	327,560	324,996	443,321	118,325	36%
11901 COMMUNITY DEVELOPMEN BLK GRANT	1,734,849	1,665,154	1,906,512	241,358	14%
11902 HOME PROGRAM GRANT	433,712	496,754	734,777	238,023	48%
11904 EMERGENCY SHELTER GRANTS	145,276	148,985	149,759	774	1%
11905 COMMUNITY SVC BLOCK GRANT	287,012	43,561	30,000	(13,561)	-31%
11908 DISASTER PREPAREDNESS	237,574	41,056	0	(41,056)	-100%
11909 MOSQUITO CONTROL GRANT	1,235,670	502,468	41,646	(460,822)	-92%
11912 PUBLIC SAFETY GRANTS (STATE)	0	0	0	0	
11913 PUBLIC SAFETY GRANTS (OTHER)	0	0	0	0	
11915 PUBLIC SAFETY GRANTS (FEDERAL)	69,539	0	0	0	
11916 PUBLIC WORKS GRANTS	3,485,969	0	0	0	
11917 LEISURE SERVICES GRANTS	6,005	0	40,000	40,000	
11918 GROWTH MANAGEMENT GRANTS	0	0	0	0	
11919 COMMUNITY SVC GRANTS	468,207	479,291	479,291	(0)	0%
11920 NEIGHBOR STABIL PROGRAM GRANT	57,351	42,295	10,000	(32,295)	-76%
11925 DCF REINVESTMENT GRANT FUND	231,061	1,200,000	47,313	(1,152,687)	-96%
11926 CITY OF SANFORD CDBG	294,364	401,643	448,253	46,610	12%
11930 RESOURCE MANAGEMENT GRANTS	59,031	22,535	0	(22,535)	-100%
11931 HOMELESSNESS GRANTS	0	0	0	0	
11933 FEDERAL MITIGATION GRANTS	0	0	195,898	195,898	
12013 SHIP- AFFORDABLE HOUSING 12/13	0	0	0	0	
12014 AFFORDABLE HOUSING 13/14	0	0	0	0	
12015 SHIP AFFORDABLE HOUSING 14/15	905,756	0	0	0	
12016 SHIP AFFORDABLE HOUSING 15/16	407,743	0	0	0	
12017 SHIP AFFORDABLE HOUSING 16/17	326,712	42,600	0	(42,600)	-100%
12018 SHIP AFFORDABLE HOUSING 17/18	0	0	33,000	33,000	
12019 SHIP AFFORDABLE HOUSING 18/19	0	0	696,584	696,584	
11 GRANT FUNDS Total	10,713,390	5,411,338	5,256,354	(154,984)	-3%
12 LAW ENFORCEMENT FUNDS					
00101 POLICE EDUCATION FUND	200,000	150,000	150,000	0	0%
12101 LAW ENFORCEMENT TST-LOCAL	2,221,115	0	0	0	
12102 LAW ENFORCEMENT TST-JUSTICE	31,435	0	0	0	

FUND STRUCTURE SUMMARY

FY 2018/19 TOTAL BUDGET \$793,047,888

FUND MAJOR - TYPE - NAME	FY17 ACTUALS	FY18 ADOPTED BUDGET	FY19 ADOPTED BUDGET	VARIANCE	%
12802 LAW ENFORCEMENT-IMPACT FEE	0	0	2,228	2,228	
12 LAW ENFORCEMENT FUNDS Total	2,452,550	150,000	152,228	2,228	1%
13 SPECIAL REVENUE FUNDS					
00104 BOATING IMPROVEMENT FUND	162,272	302,969	290,174	(12,795)	-4%
12200 ARBOR VIOLATION TRUST FUND	0	148,669	145,697	(2,972)	-2%
12300 ALCOHOL/DRUG ABUSE FUND	148,169	187,306	187,306	0	0%
12804 LIBRARY-IMPACT FEE	109,464	127,823	127,823	0	0%
12805 DRAINAGE-IMPACT FEE	0	0	0	0	
13 SPECIAL REVENUE FUNDS Total	419,906	766,767	751,000	(15,767)	-2%
14 EMERGENCY 911 FUNDS					
12500 EMERGENCY 911 FUND	2,304,888	5,710,710	6,292,938	582,228	10%
14 EMERGENCY 911 FUNDS Total	2,304,888	5,710,710	6,292,938	582,228	10%
15 CRA FUNDS					
13300 17/92 REDEVELOPMENT TI FUND	2,147,104	12,098,887	0	(12,098,887)	-100%
15 CRA FUNDS Total	2,147,104	12,098,887	0	(12,098,887)	-100%
16 MSBU FUNDS					
15000 MSBU STREET LIGHTING	2,400,494	3,139,950	2,993,000	(146,950)	-5%
15100 MSBU RESIDENTIAL SOLID WASTE	13,903,125	19,698,000	20,185,950	487,950	2%
16000 MSBU PROGRAM	476,960	2,211,832	754,405	(1,457,427)	-66%
16005 MSBU MILLS (LM/AWC)	6,952	301,465	360,000	58,535	19%
16006 MSBU PICKETT AQUATIC (LM/AWC)	2,506	216,210	312,815	96,605	45%
16007 MSBU AMORY (LM/AWC)	2,254	26,203	34,985	8,782	34%
16010 MSBU CEDAR RIDGE (GRNDS MAINT)	20,575	52,125	71,000	18,875	36%
16013 MSBU HOWELL CREEK (LM/AWC)	1,356	11,630	14,205	2,575	22%
16020 MSBU HORSESHOE (LM/AWC)	24,174	9,500	13,950	4,450	47%
16021 MSBU MYRTLE (LM/AWC)	4,770	10,600	17,090	6,490	61%
16023 MSBU SPRING WOOD LAKE (LM/AWC)	1,792	25,650	34,885	9,235	36%
16024 MSBU LAKE OF THE WOODS(LM/AWC)	2,820	131,640	94,320	(37,320)	-28%
16025 MSBU MIRROR (LM/AWC)	1,969	58,575	69,120	10,545	18%
16026 MSBU SPRING (LM/AWC)	4,485	197,418	178,200	(19,218)	-10%
16027 MSBU SPRINGWOOD WTRWY (LM/AWC)	3,372	52,225	54,095	1,870	4%
16028 MSBU BURKETT (LM/AWC)	1,848	52,840	58,940	6,100	12%
16030 MSBU SWEETWATER COVE (LM/AWC)	14,534	54,728	69,745	15,017	27%
16031 MSBU LAKE ASHER AWC	0	5,385	7,685	2,300	43%
16032 MSBU ENGLISH ESTATES (LM/AWC)	0	3,470	5,065	1,595	46%
16033 MSBU GRACE LAKE (LM/AWC)	0	23,675	14,675	(9,000)	-38%
16035 MSBU BUTTONWOOD POND (LM/AWC)	1,276	6,435	9,970	3,535	55%
16036 MSBU HOWELL LAKE (LM/AWC)	49,932	206,555	263,085	56,530	27%
16 MSBU FUNDS Total	16,925,193	26,496,111	25,617,185	(878,926)	-3%
04 SPECIAL REVENUE FUNDS Total	48,740,470	66,442,106	56,782,249	(9,659,857)	-15%
05 DEBT SERVICE FUNDS					
17 DEBT SERVICE FUNDS					
21200 GENERAL REVENUE DEBT	1,539,446	1,548,432	1,542,509	(5,923)	0%
21235 GENERAL REVENUE DEBT - 2014	1,640,600	1,639,200	1,641,450	2,250	0%
21300 COUNTY SHARED REVENUE DEBT	1,741,606	1,741,494	1,745,724	4,230	0%
22500 SALES TAX BONDS	4,987,275	4,982,275	4,987,575	5,300	0%
17 DEBT SERVICE FUNDS Total	9,908,927	9,911,401	9,917,258	5,857	0%
05 DEBT SERVICE FUNDS Total	9,908,927	9,911,401	9,917,258	5,857	0%

FUND STRUCTURE SUMMARY

FY 2018/19 TOTAL BUDGET \$793,047,888

FUND MAJOR - TYPE - NAME	FY17 ACTUALS	FY18 ADOPTED BUDGET	FY19 ADOPTED BUDGET	VARIANCE	%
06 CAPITAL FUNDS					
18 CAPITAL FUNDS					
30600 INFRASTRUCTURE IMP OP FUND	0	0	577,136	577,136	
30700 SPORTS COMPLEX/SOLDIERS CREEK	1,823,099	0	0	0	
32000 JAIL PROJECT/2005	0	0	0	0	
32100 NATURAL LANDS/TRAILS	276,661	1,288,779	829,836	(458,943)	-36%
32200 COURTHOUSE PROJECTS FUND	0	0	248,420	248,420	
18 CAPITAL FUNDS Total	2,099,761	1,288,779	1,655,392	366,613	28%
06 CAPITAL FUNDS Total	2,099,761	1,288,779	1,655,392	366,613	28%
07 ENTERPRISE FUNDS					
19 WATER & SEWER FUNDS					
40100 WATER AND SEWER FUND	77,223,630	88,268,154	92,803,243	4,535,089	5%
40102 CONNECTION FEES-WATER	615,927	743,199	1,310,247	567,048	76%
40103 CONNECTION FEES-SEWER	985,300	2,694,793	4,885,495	2,190,702	81%
40105 WATER & SEWER BONDS, SERIES 20	745,712	5,240	15,152	9,912	189%
40106 2010 BOND SERIES	12,466	2,729	16,212	13,483	494%
40107 WATER & SEWER DEBT SERVICE RES	0	18,121,674	18,121,674	0	0%
40108 WATER & SEWER CAPITAL IMPROVEM	5,314,277	17,772,187	26,060,187	8,288,000	47%
40115 WATER & SEWER BOND SER 2015A&B	(1,798,927)	0	0	0	
19 WATER & SEWER FUNDS Total	83,098,385	127,607,976	143,212,210	15,604,234	12%
20 SOLID WASTE FUNDS					
40201 SOLID WASTE FUND	16,740,661	39,697,208	35,646,885	(4,050,323)	-10%
20 SOLID WASTE FUNDS Total	16,740,661	39,697,208	35,646,885	(4,050,323)	-10%
21 LANDFILL CLOSURE FUNDS					
40204 LANDFILL MANAGEMENT ESCROW	0	20,112,740	21,464,016	1,351,276	7%
21 LANDFILL CLOSURE FUNDS Total	0	20,112,740	21,464,016	1,351,276	7%
07 ENTERPRISE FUNDS Total	99,839,046	187,417,924	200,323,111	12,905,187	7%
08 INTERNAL SERVICE FUNDS					
22 INTERNAL SERVICE FUNDS					
50100 PROPERTY/CASUALTY INSURANCE FU	2,319,261	7,550,617	7,822,411	271,794	4%
50200 WORKERS COMPENSATION FUND	2,202,848	7,228,098	7,715,321	487,223	7%
50300 HEALTH INSURANCE FUND	19,834,260	27,746,782	31,381,986	3,635,204	13%
22 INTERNAL SERVICE FUNDS Total	24,356,369	42,525,497	46,919,718	4,394,221	10%
08 INTERNAL SERVICE FUNDS Total	24,356,369	42,525,497	46,919,718	4,394,221	10%
Grand Total	521,923,233	755,321,456	793,047,888	37,726,432	5%

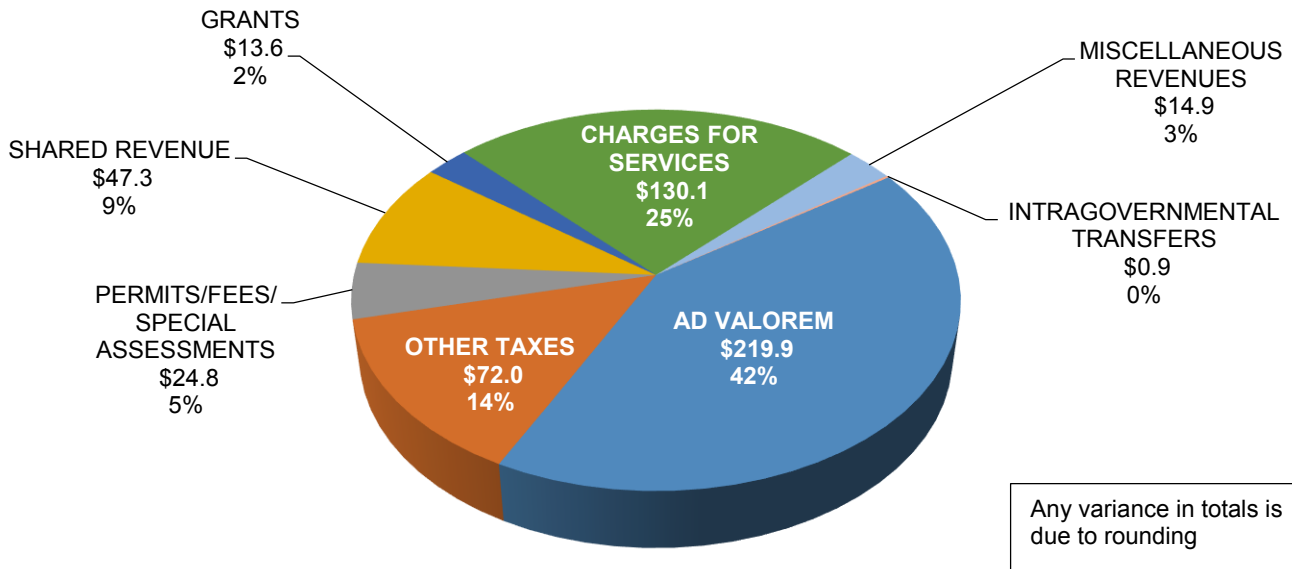
BUDGETARY SOURCES OF FUNDS

The Countywide budget for Seminole County is funded by a variety of sources. This chart is intended to provide an overall view of the types of sources utilized for the annual budget, the funding amounts generated, and the percentages of the total budget reflected. Detailed descriptions of the types of sources represented are also included.

This chart reflects total revenues which include current year collections and recurring sources of funding. Beginning fund balance and transfers are excluded from this view.

FY 2018/19 Total Revenues \$ 523.6 Million

(Excludes Fund Balance and Transfers)



Recurring Sources of Funding

Ad Valorem – A tax levied on the assessed value (net of any exemptions) of real and personal property. This is referred to as “property tax”.

Other Taxes – Other tax revenues collected by the County, including gas taxes, utility taxes, tourist development taxes and other miscellaneous taxes.

Special Assessments / Fees – A special assessment is a compulsory levy imposed on certain properties to defray part or all of the cost of a specific improvement or service deemed to primarily benefit those properties. Fees are charges imposed by the County to pay the cost of providing a service or facility or regulating an activity. An impact fee is financial contributions imposed by the County on developers or builders to pay for capital improvements within the community which are necessary to service/accommodate the new development.

Shared Revenue - Revenues assessed and collected by government entities and shared with other government entities. The largest portion of State Shared Revenues is sales and gas taxes; locally shared revenues are Community Redevelopment Agency (CRA) contributions.

Grants - A contribution of assets (usually cash) by one governmental unit or other organization to the County for a specified purpose.

BUDGETARY SOURCES OF FUNDS

Charges for Services – These are charges for specific governmental and proprietary services provided to specific individuals/ entities and are internal to the County. These charges include water and sewer services, landfill charges, court costs and other user charges.

Miscellaneous Revenues – Other current year revenues not included in the categories listed above. These revenues include fines and forfeitures, interest received on investments held by the County and other incidental fees/reimbursements.

Intragovernmental Revenues – Excess revenues or transfers to constitutional officers returned to the County. While this revenue is not by definition current revenue, it is an annual source used to offset the cost of countywide services for the Tax Collector, Sheriff, Clerk of Court, Property Appraiser and Supervisor of Elections. It is budgeted as current revenue to minimize the impact of elected official budgets on the County budget.

Other Sources (Not included in chart)

Beginning Fund Balance – Estimated balances remaining from the previous fiscal year; resulting from unanticipated revenues, unexpended appropriations, and the previous year's Reserves.

Transfers – Transfers between individual funds of the County which are not repayable and are not considered charges for goods or services. These represent a "double counting" of revenues, and correspond to an equal amount of interfund expenditures.

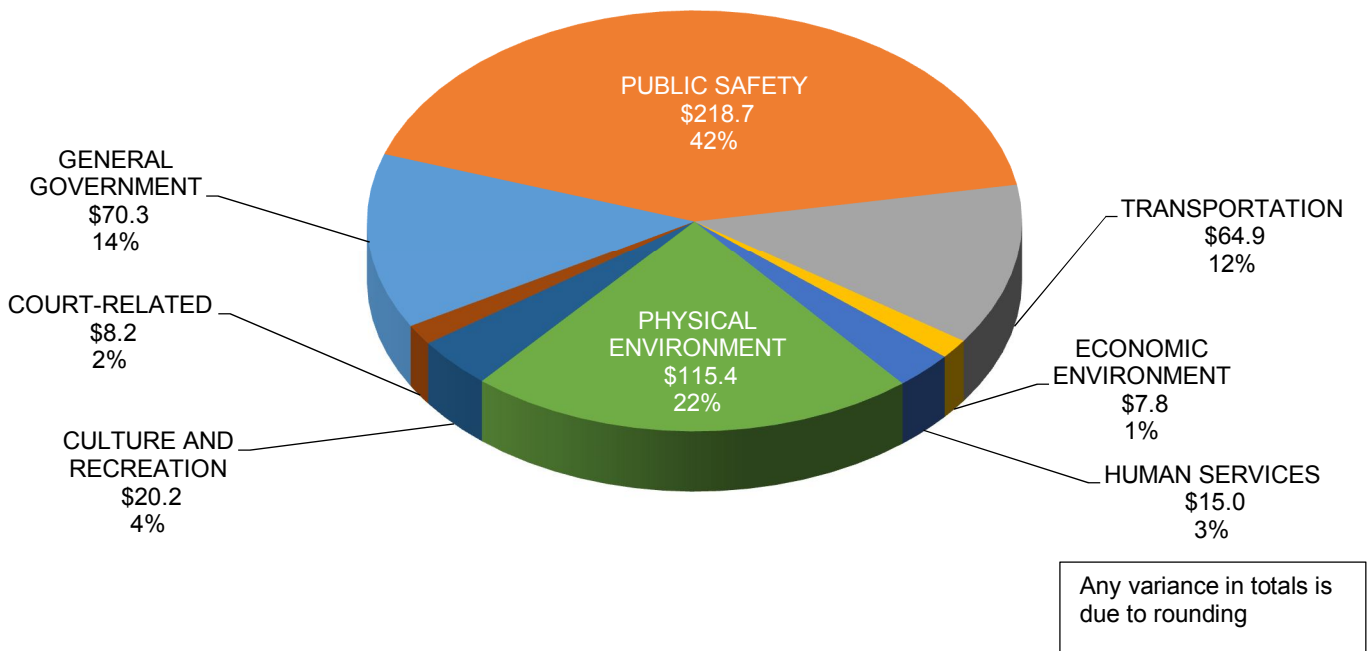
BUDGETARY USES BY FUNCTION

The County provides a variety of services to its citizens to ensure health, safety and quality of life. The following pie chart is a summary of the County’s total operating and capital spending plan for FY 2018/19 by category of service. The use categories are State-defined as a means of establishing consistency in reporting for local governmental entities. An explanation for each state-designated use category is detailed following the chart, along with a discussion of the various types of services provided within the applicable category and the associated costs.

Note that County Debt expenditures are included in the chart as part of the service area benefited by the debt. This view excludes appropriations of operating transfers to other funds and estimated reserves; representing the proposed operating and capital spending plan for the upcoming fiscal year.

FY 2018/19 Total Budget \$ 520.4 Million

(Excludes Reserves and Transfers)



General Government - Services provided by the County for the benefit of the public and the governmental body as a whole. This category includes approximately \$17M allocated to the Constitutional Officers for tax collection, property appraisal, election functions and record keeping and accounting for the Board’s operations. County Administration (BCC, Attorney, County Management, Human Resources, Purchasing, Office of Management and Budget, Office of Organizational Excellence) represent less than \$2M and Countywide Planning and Zoning services are estimated at \$7M. Approximately \$5.5M is designated for property management and maintenance of buildings and \$3M for internal services (fleet, mail, printing, and technology). Approximately \$29.5M is allocated for health insurance, workers compensation claims and other general liability obligations.

Public Safety - Services provided by the County for the safety and security of the public, including approximately \$132.5M allocated for law enforcement, jail operations, and for the Sheriff to provide security to the judicial courts. Around \$75M is allocated for fire/rescue, 911, and other emergency service operations. Nearly \$3M is allocated for animal related services. Funding is also provided for juvenile

BUDGETARY USES BY FUNCTION

detention, the Medical Examiner and services related to assuring homes and commercial facilities are safe for the citizens.

Physical Environment - Functions performed by the County to achieve a satisfactory living environment by controlling and utilizing elements of the environment for the community as a whole, including: approximately \$93M allocated to providing citizens and businesses with water, sewer, and landfill operations. Approximately \$20M is allocated for garbage collection / disposal services, street lighting, aquatic weed control, and other Municipal services to unincorporated residents. The remainder is allocated to protect the water quality of our lakes and other water bodies and for the construction of stormwater related infrastructure.

Transportation – Appropriations for the development and improvement of the safe and adequate flow of vehicles, travelers and pedestrians including: road and street facilities, water transportation systems, mass transit, and parking facilities. Approximately \$40M is designated to road related capital projects (see Projects Section for detail of all projects). Approximately \$13M is allocated to repairing/ maintaining roads, right-of-ways, medians, bridges, stormwater infrastructure, and trails. Approximately \$5.5M is provided for traffic operations; including items such as signals, roadway stripping, and signs. Over \$7M is allocated public transportation to support public transportation services within the County.

Economic Environment – Funding is used to develop and improve the economic condition of the community and its citizens. Approximately \$3M is allocated for local tourism activities.

Human Services – Funding is provided for public assistance programs, care for veteran services, indigent persons, and services for the care, treatment and control of human illness, injury or handicap. The County spends approximately \$15M in grants and other revenue for these services.

Culture and Recreation – Cost of providing and maintaining cultural and recreational facilities and activities for the benefit of citizens and visitors, including: libraries, parks and recreation, and other cultural and recreation services. Approximately \$7M is allocated to the County Library System and Museum. Approximately \$11M is allocated to parks/trails/natural lands, and a Sports Complex.

Court-Related – The County provides support for the State’s Court System. Approximately \$6M is dedicated annually for facility maintenance and debt associated with the County’s state mandated responsibility to provide court facilities. Nearly \$2M is expended for other court support programs.

Other Appropriations (not included in this chart):

Transfers – Transfers between individual funds of a governmental unit are not repayable, nor considered charges for goods or services. These expenditures (transfers out) correspond to an equal amount of interfund revenue (transfers in). See detailed transfers in the Countywide section of this book.

Reserves – Reserves represent funding that is not appropriated for expenditure within the representative fund. Reserves must be used in accordance with the funding intent (i.e. legally restricted for a specific purpose or available for general appropriation). See detailed Reserves in the Countywide section of this book.

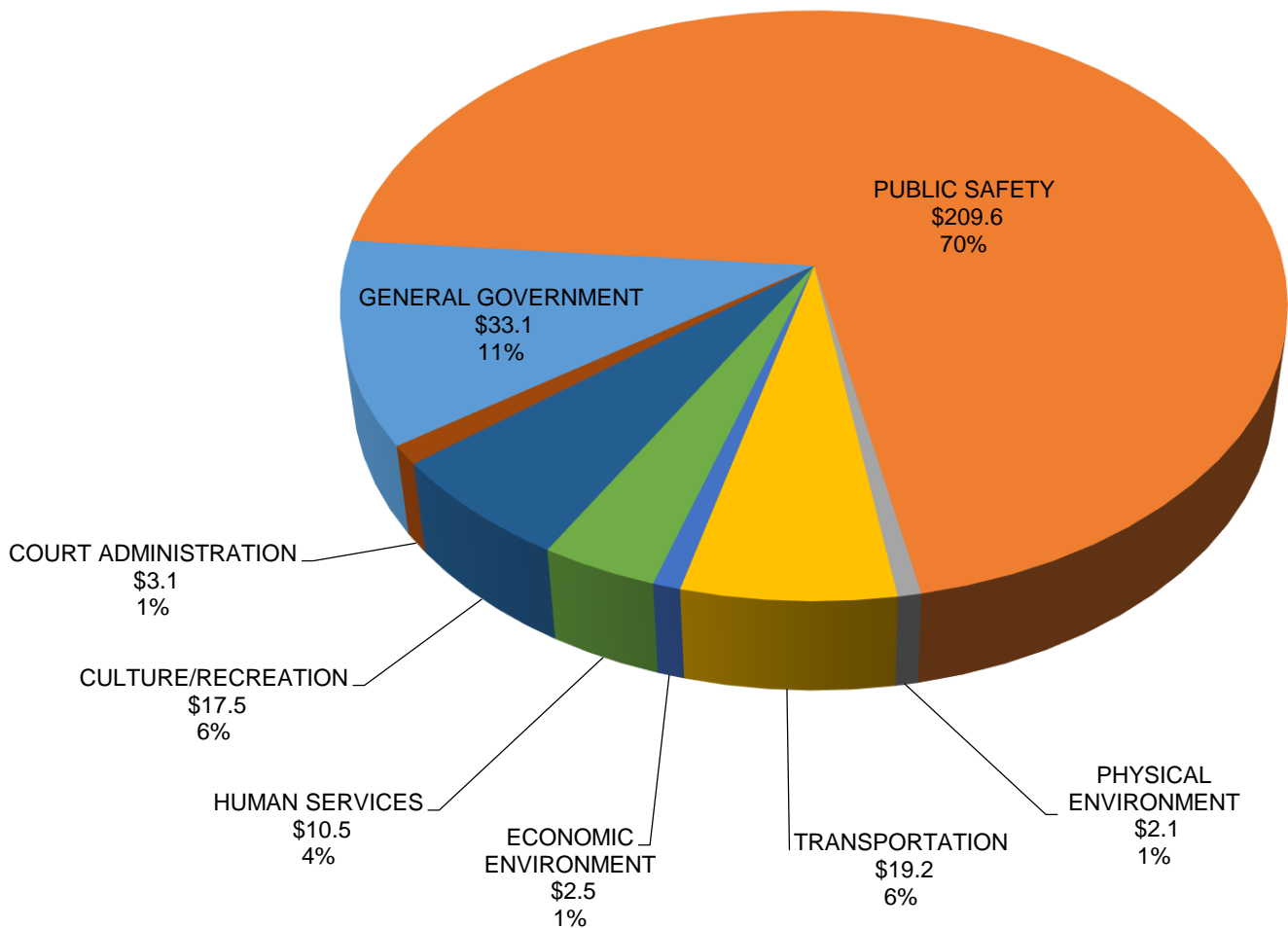
AD VALOREM FUNDS BY FUNCTION

This chart is intended to provide an overall view of how funds supported by property taxes are utilized by service function. Funds include General Fund, Fire Protection Funds, and Transportation Trust Funds. Transfers and reserves are excluded from this view.

These are all the primary functions provided by the County.

General Fund, Fire Funds & Transportation Trust Funds Total \$ 297.5 Million

(Amounts in Millions)





COUNTYWIDE BUDGET SUMMARY

	FY17 ACTUALS	FY18 ADOPTED BUDGET	FY19 ADOPTED BUDGET	VARIANCE
PROPERTY TAX RATE (MILLS)				
COUNTYWIDE	4.8751	4.8751	4.8751	0.0000
ROADS MSTU	0.1107	0.1107	0.1107	0.0000
FIRE MSTU	2.3299	2.7649	2.7649	0.0000
VALUE OF A MILL (96%)				
COUNTYWIDE	27.4 M	29.5 M	31.8 M	2.3 M
ROADS MSTU	14.2 M	15.1 M	16.0 M	0.9 M
FIRE MSTU	19.8 M	21.2 M	22.8 M	1.6 M
01 SOURCES				
310 TAXES	69,319,933	70,406,292	72,141,300	1,735,008
311 AD VALOREM	182,004,994	203,988,547	219,783,219	15,794,672
320 PERMITS FEES & SPECIAL ASM	25,507,416	23,081,194	24,843,138	1,761,944
330 INTERGOVERNMENTAL REVENUE	60,960,743	56,004,355	60,874,476	4,870,121
340 CHARGES FOR SERVICES	120,492,081	121,512,012	130,092,506	8,580,494
350 JUDGEMENTS FINES & FORFEIT	1,114,213	1,028,000	1,005,500	(22,500)
360 MISCELLANEOUS REVENUES	15,474,269	9,081,471	13,940,388	4,858,917
380 OTHER SOURCES	3,963,145	2,140,000	891,000	(1,249,000)
CURRENT REVENUES	478,836,794	487,241,871	523,571,527	36,329,656
381 INTERFUND TRANSFERS IN	33,449,912	35,531,602	44,586,943	9,055,341
399 FUND BALANCE	-	232,547,983	224,889,418	(7,658,565)
01 SOURCES Total	512,286,706	755,321,456	793,047,888	37,726,432
02 USES				
510 PERSONNEL SERVICES	106,063,336	117,738,137	123,686,995	5,948,858
530 OPERATING EXPENDITURES	129,486,330	118,115,356	123,478,764	5,363,408
540 INTERNAL SERVICE CHARGES	32,302,219	40,894,329	39,416,110	(1,478,219)
550 COST ALLOCATION (CONTRA)	(31,287,608)	(38,005,774)	(39,416,110)	(1,410,337)
560 CAPITAL OUTLAY	63,460,449	72,422,485	68,267,073	(4,155,412)
570 DEBT SERVICE	19,175,871	27,754,754	28,015,345	260,591
580 GRANTS & AIDS	33,489,257	22,215,766	28,843,186	6,627,420
596 TRANSFERS TO CONSTITUTIONA	135,783,468	138,743,970	148,132,288	9,388,318
CURRENT EXPENDITURES	488,473,321	499,879,023	520,423,651	20,544,629
590 INTERFUND TRANSFERS OUT	33,449,912	35,531,602	44,586,943	9,055,341
599 RESERVES	-	219,910,831	228,037,294	8,126,462
02 USES Total	521,923,233	755,321,456	793,047,888	37,726,432

COUNTYWIDE MILLAGE SUMMARY

ADOPTED MILLAGE RATES BY FISCAL YEAR

2014/15 2015/16 2016/17 2017/18 2018/19

COUNTYWIDE

GENERAL FUND	4.8751	4.8751	4.8751	4.8751	4.8751
--------------	--------	--------	--------	--------	--------

SPECIAL DISTRICTS

UNINCORPORATED ROAD MSTU	0.1107	0.1107	0.1107	0.1107	0.1107
--------------------------	--------	--------	--------	--------	--------

FIRE/RESCUE MSTU	2.3299	2.3299	2.3299	2.7649	2.7649
------------------	--------	--------	--------	--------	--------

TOTAL SPECIAL DISTRICTS	2.4406	2.4406	2.4406	2.8756	2.8756
--------------------------------	---------------	---------------	---------------	---------------	---------------

TOTAL BCC APPROVED	7.3157	7.3157	7.3157	7.7507	7.7507
---------------------------	---------------	---------------	---------------	---------------	---------------

OTHER COUNTYWIDE TAXING AUTHORITIES

SCHOOL BOARD	7.1970	7.1490	6.8570	6.5690	6.3130
--------------	--------	--------	--------	--------	--------

SCHOOL BOARD VOTED MILLAGE	0.7000	0.7000	0.7000	0.0000	0.0000
----------------------------	--------	--------	--------	--------	--------

TOTAL SCHOOL BOARD	7.8970	7.8490	7.5570	6.5690	6.3130
---------------------------	---------------	---------------	---------------	---------------	---------------

ST. JOHNS RIVER WATER MANAGEMENT DISTRICT	0.3164	0.3023	0.2885	0.2724	0.2562
----------------------------------------------	---------------	---------------	---------------	---------------	---------------

TOTAL OTHER AGENCIES	8.2134	8.1513	7.8455	6.8414	6.5692
-----------------------------	---------------	---------------	---------------	---------------	---------------

Fiscal Year	<u>Countywide</u>	<u>Roads</u>	<u>Fire</u>	<u>Total BCC Approved</u>
2013/14	4.8751	0.1107	2.3299	7.3157
2012/13	4.8751	0.1107	2.3299	7.3157
2011/12	4.8751	0.1107	2.3299	7.3157
2010/11	4.8751	0.1107	2.3299	7.3157
2009/10	4.9000	0.1107	2.3299	7.3406
2008/09	4.5153	0.1107	2.3299	6.9559
2007/08	4.3578	0.1068	2.3299	6.7945
2006/07	4.9989	0.1228	2.6334	7.7551
2005/06	4.9989	0.1228	2.6334	7.7551
2004/05	4.9989	0.1228	2.6334	7.7551
2003/04	4.9989	0.1228	2.6334	7.7551
2002/03	4.9989	0.1228	2.6334	7.7551
2001/02	4.9989	0.6591	2.0971	7.7551
2000/01	4.9989	0.6591	2.0971	7.7551
1999/00	4.9989	0.6591	2.0971	7.7551

FIVE YEAR GROSS TAXABLE VALUE COMPARISON

FY 2014/15		FY 2015/16		FY 2016/17		FY 2017/18		*FY 2018/19	
AMOUNT	% OF Change	AMOUNT	% OF Change	AMOUNT	% OF Change	AMOUNT	% OF Change	AMOUNT	% OF Change

COUNTYWIDE

Prior Year Gross Taxable Value	\$24,292,150,212		\$25,604,515,399		\$27,067,363,033		\$28,539,863,025		\$30,572,694,169	
Reappraisals	\$1,055,608,781	4.35%	\$1,124,849,503	4.39%	\$1,131,030,305	4.18%	\$1,634,137,545	5.73%	\$1,917,504,811	6.27%
Taxable Value without New Construction	\$25,347,758,993		\$26,729,364,902		\$28,198,393,338		\$30,174,000,570		\$32,490,198,980	
New Construction	\$256,756,406	1.06%	\$337,998,131	1.32%	\$341,469,687	1.26%	\$398,693,599	1.40%	\$530,906,452	1.74%
Gross Taxable Value	\$25,604,515,399	5.41%	\$27,067,363,033	5.71%	\$28,539,863,025	5.44%	\$30,572,694,169	7.13%	\$33,021,105,432	8.01%

UNINCORPORATED ROAD IMPROVEMENTS (MSTU)

Gross Taxable Value (Prior Year)	\$12,585,156,834		\$13,272,597,388		\$13,978,137,571		\$14,752,369,807		\$15,661,722,908	
Reappraisals	\$562,699,705	4.47%	\$573,244,073	4.32%	\$556,811,693	3.98%	\$783,504,060	5.31%	\$883,349,249	5.64%
Taxable Value without New Construction	\$13,147,856,539		\$13,845,841,461		\$14,534,949,264		\$15,535,873,867		\$16,545,072,157	
New Construction	\$124,740,849	0.99%	\$132,296,110	1.00%	\$217,420,543	1.56%	\$125,849,041	0.85%	\$118,833,999	0.76%
Gross Taxable Value	\$13,272,597,388	5.46%	\$13,978,137,571	5.32%	\$14,752,369,807	5.54%	\$15,661,722,908	6.16%	\$16,663,906,156	6.40%

FIRE RESCUE (MSTU)

Gross Taxable Value (Prior Year)	\$16,556,410,768		\$17,483,494,957		\$19,573,938,473		\$20,648,962,613		\$22,054,702,490	
Reappraisals	\$770,897,134	4.66%	\$771,631,663	4.41%	\$821,983,108	4.20%	\$1,169,465,092	5.66%	\$1,324,610,729	6.01%
Taxable Value without New Construction	\$17,327,307,902		\$18,255,126,620		\$20,395,921,581		\$21,818,427,705		\$23,379,313,219	
New Construction Casselberry Fire	\$156,187,055	0.94%	\$171,149,862 \$1,147,661,991	0.98% 6.57%	\$253,041,032	1.29% 0.01%	\$236,274,785	1.14% 0.01%	\$320,643,939	1.45%
Gross Taxable Value	\$17,483,494,957	5.60%	\$19,573,938,473	11.96%	\$20,648,962,613	5.50%	\$22,054,702,490	6.81%	\$23,699,957,158	7.46%

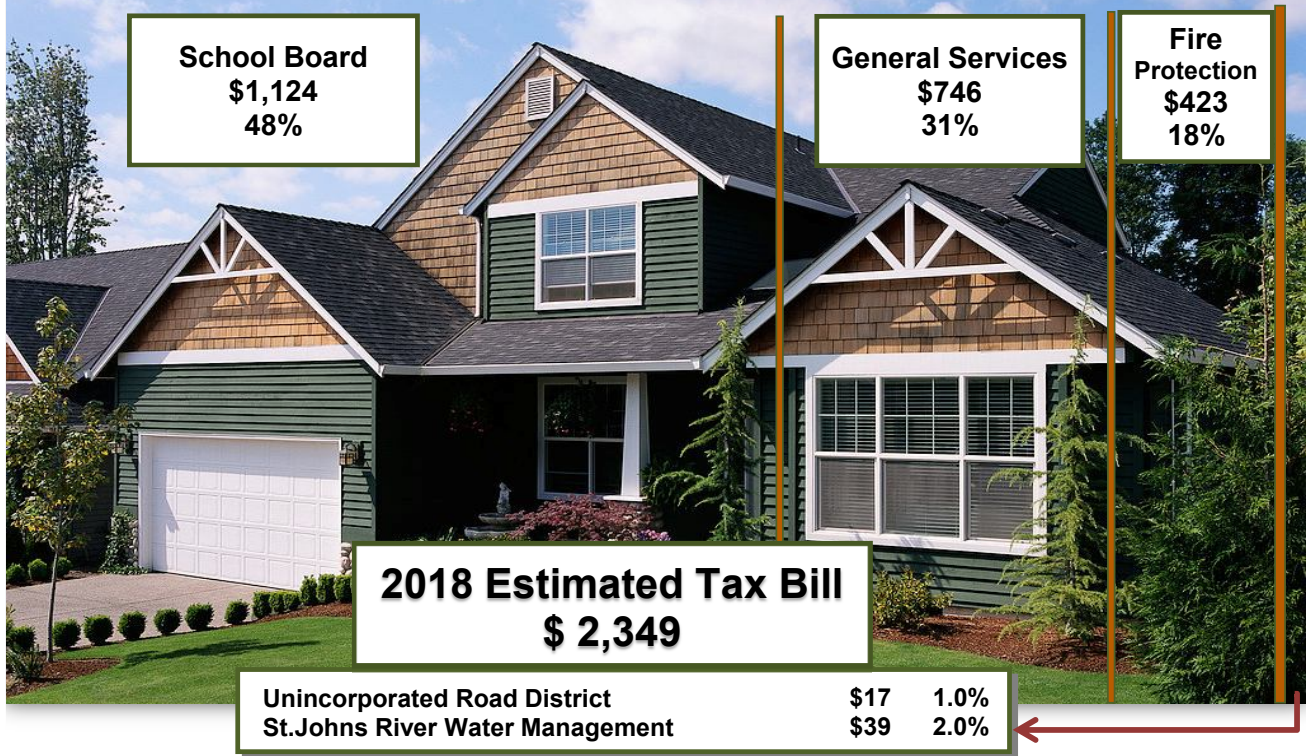
Excluding FY 2018/19, gross taxable values are from the Property Appraiser's 403V Final Revised Recapitulation of Ad Valorem Assessment Roll.

New construction is from the DR420 Certification of Taxable Values.

*FY 2018/19 valuations reflect the Property Appraiser's October 2, 2018 DR-403CC Recapitulation of Taxes As Extended on the 2018 Tax Rolls prior to completion of the Value Adjustment Board.

UNINCORPORATED RESIDENTIAL HOME PROPERTY TAX CALCULATION

Single Family Residence With A 2018 Assessed Value of \$203,000
Receiving A \$50K Countywide (\$25K School Board) Homestead Exemption



The 2018 property tax estimate is based on the average taxable value of a single family residence within Seminole County paying unincorporated property taxes for this tax roll. Florida law permits up to a 4% early payment discount incentive for property taxes paid between November and February. Payment of the estimated tax bill above in November versus the March 31st deadline would reduce the homeowners actual property taxes paid to \$2,255, a savings of \$94.

- School Board:** The School Board, as governing body of the taxing unit, is responsible for control, operation, organization, management and administration of public schools pursuant to standards prescribed by Florida Statutes and State Board of Education rules. Homeowners only receive a \$25K homestead exemption on School Board property taxes because schools are exempt from the Amendment 1 additional \$25K homestead exemption approved by Florida voters in 2008.
- Seminole County Government:**
 - General Services:** The Seminole County Board of County Commissioners determines the county-wide ad valorem taxes required for the provision of county-wide services such as law enforcement, court facilities, roads, drainage, libraries, parks and other general government responsibilities.
 - Roads:** A Municipal Service Taxing Unit supporting transportation systems designated by the Board of County Commissioners as local feeder roads, local distributor roads and local access roads within the unincorporated area of Seminole County.
 - Fire Protection:** A Municipal Service Taxing Unit providing for fire protection and prevention, and rescue/emergency medical services to all properties in unincorporated Seminole County, the City of Altamonte Springs, the City of Winter Springs, the City of Casselberry and territories that may be included by special mutual aid agreement.
- St. Johns River Water Management District:** Florida is divided into five independent water management taxing districts whose mission is to preserve and manage Florida's water resources. The SJRWMD manages groundwater and surface water resources in all or part of 18 counties in northeast and east-central Florida.

RESIDENTIAL HOME PROPERTY TAX COMPARISON



Millage Rates By Taxing Authority								
Taxing District	Unincorporated Seminole County	Altamonte Springs	Casselberry	Lake Mary	Longwood	Oviedo	Sanford	Winter Springs
General Countywide	4.8751	4.8751	4.8751	4.8751	4.8751	4.8751	4.8751	4.8751
School District	6.3130	6.3130	6.3130	6.3130	6.3130	6.3130	6.3130	6.3130
St Johns River Water Management District	0.2562	0.2562	0.2562	0.2562	0.2562	0.2562	0.2562	0.2562
Total Countywide Millage	11.4443	11.4443	11.4443	11.4443	11.4443	11.4443	11.4443	11.4443
Unincorporated County - Road District	0.1107							
County/Municipal Fire District	2.7649	2.7649	2.7649					2.7649
City		3.1000	3.0519	3.5895	5.5000	5.0970	7.3250	2.4300
City Voted Debt						0.1850		0.0500
Total Municipal Services Millage	2.8756	5.8649	5.8168	3.5895	5.5000	5.2820	7.3250	5.2449
Total Millage Rate	14.3199	17.3092	17.2611	15.0338	16.9443	16.7263	18.7693	16.6892

Comparison is based on FY 2018/19 adopted property tax rates for a single family homesteaded property within Seminole County with an assessed value of \$203K.

DETAIL OF CURRENT SOURCES

ACCOUNT MAJOR - MINOR - OBJECT ACCOUNT	FY17 ACTUALS	FY18 ADOPTED BUDGET	FY19 ADOPTED BUDGET	VARIANCE	%
310 TAXES					
311100 AD VALOREM-CURRENT	182,004,994	203,988,547	219,783,219	15,794,672	8%
311200 AD VALOREM-DELINQUENT	181,051	146,500	161,500	15,000	10%
312120 TOURIST DEVELOPMENT TAX	5,275,894	5,460,000	5,600,000	140,000	3%
312300 COUNTY VOTED GAS TAX	2,273,402	2,260,000	2,305,000	45,000	2%
312410 1/6 CENT LOCAL OPTION GAS TAX	8,044,587	8,226,300	8,391,000	164,700	2%
312415 LOCAL ALTERNATIVE FUEL TAX	-	2,500	2,500	-	0%
312600 DISCRETIONARY SALES SURTAX	39,998,553	41,175,692	42,411,000	1,235,308	3%
314100 UTILITY TAX-ELECTRICITY	5,208,433	5,200,000	5,400,000	200,000	4%
314300 UTILITY TAX-WATER	1,396,440	1,300,000	1,420,000	120,000	9%
314400 UTILITY TAX-GAS	3,220	135,000	20,000	(115,000)	-85%
314700 UTILITY TAX-FUEL OIL	109	300	300	-	0%
314800 UTILITY TAX-PROPANE	241,198	100,000	230,000	130,000	130%
315100 COMMUNICATION SERVICE TAX	6,248,718	5,900,000	5,700,000	(200,000)	-3%
316100 PROF/OCCUPATION/LOCAL BUS TAX	448,327	500,000	500,000	-	0%
310 TAXES Total	251,324,927	274,394,839	291,924,519	17,529,680	6%

320 PERMITS FEES & SPECIAL ASM

322100 BUILDING PERMITS	2,524,583	2,400,000	3,000,000	600,000	25%
322102 ELECTRICAL	376,855	350,000	400,000	50,000	14%
322103 PLUMBING	247,415	240,000	240,000	-	0%
322104 MECHANICAL	300,585	275,000	300,000	25,000	9%
322106 WELLS	14,890	9,000	-	(9,000)	-100%
322107 SIGNS	27,739	30,000	30,000	-	0%
322108 GAS	58,416	55,000	55,000	-	0%
323700 FRANCHISE FEES- SOLID WASTE	87,418	45,000	45,000	-	0%
324110 IMPACT FEES RESID PUBLIC SAFET	72,188	-	75,000	75,000	
324120 IMPACT FEES COMM PUBLIC SAFET	85,333	-	90,000	90,000	
324130 WINTER SPRINGS FIRE IMPCT FEES	580,172	-	-	-	
324140 CASSELBERRY FIRE IMPCT FEES	65,501	-	-	-	
324310 IMPACT FEES RESID TRANSPORTATI	940,559	697,000	828,000	131,000	19%
324320 IMPACT FEES COMM TRANSPORTATI	2,695,333	1,673,500	2,204,000	530,500	32%
324610 IMPACT FEES RESID CULTURE	65,165	50,000	50,000	-	0%
324620 IMPACT FEES COMM CULTURE	49,086	20,000	39,823	19,823	99%
325110 SPECIAL ASSESSMENT-CAPITAL	112,598	108,400	83,060	(25,340)	-23%
325210 SPECIAL ASSESSMENT-SERVICE	17,003,728	16,968,294	17,246,255	277,961	2%
329115 URBAN CHICKENS PERMIT	300	-	-	-	
329170 ARBOR PERMIT	5,500	10,000	7,000	(3,000)	-30%
329180 DREDGE/FILL PERMIT	750	-	-	-	
329190 ABANDONED PROPERTY REGISTRATIO	193,300	150,000	150,000	-	0%
320 PERMITS FEES & SPECIAL ASM Total	25,507,416	23,081,194	24,843,138	1,761,944	8%

330 INTERGOVERNMENTAL REVENUE

331100 ELECTION GRANTS	67,904	-	-	-	
331228 SUPERVISED VISITATION	-	-	-	-	
331230 EMERGENCY MANAGEMENT	216,675	41,056	-	(41,056)	-100%
331391 OTHER PHYSICAL ENV FED GRANTS	-	-	-	-	
331490 TRANSPORTATION REVENUE GRANT	543,591	-	-	-	
331501 TREASURY SUBSIDY	1,483,663	1,279,452	1,293,112	13,660	1%

DETAIL OF CURRENT SOURCES

ACCOUNT MAJOR - MINOR - OBJECT ACCOUNT	FY17	FY18	FY19	VARIANCE	%
	ACTUALS	ADOPTED BUDGET	ADOPTED BUDGET		
331510 DISASTER RELIEF (FEMA)	1,963,688	1,250,000	7,824,858	6,574,858	526%
331540 COMMUNITY DEVELOPMENT BLK GT	1,999,744	2,066,797	2,354,765	287,968	14%
331550 EMERGENCY SHELTER GRANT	613,483	628,276	629,050	774	0%
331570 NEIGHBORHOOD STABILIZATION	(18,735)	42,295	10,000	(32,295)	-76%
331590 HOME PROGRAM	398,355	496,754	734,777	238,023	48%
331690 FEDERAL GRANT HUMAN SERVICES	287,012	43,561	30,000	(13,561)	-31%
331722 FEDERAL CULTURE & REC GRANT	6,005	-	-	-	
331820 ADULT DRUG COURT	328,347	324,996	443,321	118,325	36%
331825 VETERANS TREATMENT COURT	59,031	22,535	-	(22,535)	-100%
334200 EMS TRUST FUND GRANT	4,290	-	-	-	
334220 PUBLIC SAFETY GRANT	89,360	-	-	-	
334225 JUVENILE ASSESSMENT CTR GRANT	-	-	-	-	
334340 GARBAGE/SOLID WASTE	200,000	-	-	-	
334360 STORMWATER MANAGEMENT	315,983	-	-	-	
334392 OTHER PHYSICAL ENVIRONMENT	15,000	-	40,000	40,000	
334490 TRANSPORTATION REV GRANT	2,626,395	-	-	-	
334499 FDOT LIGHTING AGREEMENT	14,399	23,481	-	(23,481)	-100%
334690 PROSECUTION ALTERNATIVE	231,061	1,200,000	47,313	(1,152,687)	-96%
334691 HRS/CDD Contract	4,326	-	-	-	
334697 MOSQUITO CONTROL GRANT	1,235,671	502,468	41,646	(460,822)	-92%
334710 AID TO LIBRARIES	159,943	150,000	165,000	15,000	10%
335120 STATE REVENUE SHARING	9,957,329	10,140,000	10,445,000	305,000	3%
335130 INSURANCE AGENTS LICENSE	109,437	135,000	120,000	(15,000)	-11%
335140 MOBILE HOME LICENSES	32,918	33,000	33,000	-	0%
335150 ALCOHOLIC BEVERAGE	126,735	140,000	140,000	-	0%
335160 PARI-MUTUAL DISTRIBUTION	446,500	446,500	446,500	-	0%
335180 HALF-CENT STATE SALES TAX	24,866,111	25,885,960	26,665,000	779,040	3%
335210 FIREFIGHTERS SUPPLEMENT	69,431	129,800	139,800	10,000	8%
335220 E911 WIRELESS	1,588,861	1,500,000	1,550,000	50,000	3%
335225 E911 NON WIRELESS	604,374	500,000	500,000	-	0%
335491 CONSTITUTIONAL GAS TAX	3,841,262	3,885,000	3,963,000	78,000	2%
335492 COUNTY GAS TAX	1,695,454	1,734,000	1,769,000	35,000	2%
335493 MOTOR FUEL TAX	158,267	135,000	135,000	-	0%
335520 SHIP PROGRAM REVENUE	1,642,739	42,600	729,584	686,984	1613%
335710 BOATING IMPROVEMENT FEES	87,107	85,000	85,000	-	0%
337100 ECONOMIC INCENTIVE	252,300	519,250	440,750	(78,500)	-15%
337300 NPDES CITIES	-	23,070	27,000	3,930	17%
337900 LOCAL GRANTS & AIDS	349,828	47,000	72,000	25,000	53%
338410 TAX INCREMENTS-CITIES	850,230	950,043	-	(950,043)	-100%
338420 TAX INCREMENTS COUNTY	1,436,669	1,601,461	-	(1,601,461)	-100%
330 INTERGOVERNMENTAL REVENUE Total	60,960,743	56,004,355	60,874,476	4,870,121	9%

340 CHARGES FOR SERVICES

341160 COURT TECH FEE \$2	724,660	720,000	715,000	(5,000)	-1%
341200 ZONING FEES	469,214	400,000	400,000	-	0%
341210 INTERNAL SERVICE FEES	4,306,257	4,369,536	5,255,258	885,722	20%
341220 BOCC INSURANCE EMPLOYER	14,408,352	15,006,842	17,000,000	1,993,158	13%
341230 BOCC INSURANCE EMPLOYEE	2,707,225	2,539,387	3,350,000	810,613	32%
341240 BOCC INSURANCE RETIREE	1,109,083	1,353,951	1,400,000	46,049	3%
341250 BOCC INSURANCE COBRA	15,559	33,228	40,000	6,772	20%

DETAIL OF CURRENT SOURCES

ACCOUNT MAJOR - MINOR - OBJECT ACCOUNT	FY17	FY18	FY19	VARIANCE	%
	ACTUALS	ADOPTED BUDGET	ADOPTED BUDGET		
341260 TAX COLLECTOR INSURANCE	1,038,690	900,673	1,000,000	99,327	11%
341265 PROPERTY APPRAISER INSURANCE	835,691	768,193	800,000	31,807	4%
341270 SUPERVISOR OF ELECTIONS INSUR	185,496	207,194	180,000	(27,194)	-13%
341280 PORT AUTHORITY INSURANCE	50,358	51,192	50,000	(1,192)	-2%
341290 BOCC HEALTH PROGRAM	60,595	141,600	60,000	(81,600)	-58%
341320 SCHOOL ADMIN FEE	183,357	150,000	150,000	-	0%
341350 ADMIN FEE - MSBU	8,588	1,100	1,200	100	9%
341357 ADMIN FEE - SOLID WASTE	555,000	555,000	617,000	62,000	11%
341358 ADMIN FEE - STREET LIGHTING	145,000	140,000	155,000	15,000	11%
341359 ADMIN FEE - MSBU FUNDS	37,220	59,550	49,350	(10,200)	-17%
341520 SHERIFFS FEES	440,817	530,000	469,000	(61,000)	-12%
341910 ADDRESSING FEES	23,235	15,000	20,000	5,000	33%
341920 NETWORK FEES	6,596	13,272	-	(13,272)	-100%
342100 REIMBURSEMENT - SHERIFF	3,097,063	3,202,000	4,816,356	1,614,356	50%
342210 FIRE/EMS SERICES	449,090	295,600	36,900	(258,700)	-88%
342320 HOUSING OF PRISONERS-FED	2,898,288	2,616,000	2,649,000	33,000	1%
342330 INMATE FEES	330,793	232,000	317,000	85,000	37%
342390 HOUSING OF PRISONER-OTHER	36,752	45,000	35,000	(10,000)	-22%
342410 E911 TELEPHONE FEES	14,907	-	-	-	-
342430 EMERGENCY MGMT REVIEW FEE	3,043	5,000	4,000	(1,000)	-20%
342515 INSPECTION FEE - ENVIRONMENT	137,550	74,500	85,000	10,500	14%
342516 AFTER HOURS INSPECTIONS	72,720	65,000	100,000	35,000	54%
342530 SHERIFF - IRON BRIDGE	219,200	223,584	227,200	3,616	2%
342560 ENGINEERING	758,535	386,865	536,865	150,000	39%
342590 REINSPECTIONS	280,435	210,000	250,000	40,000	19%
342600 PUBLIC SAFETY - FIRE PERMITS	219,340	125,000	215,000	90,000	72%
342605 FIRE PERMITS-WS	23,100	15,000	15,000	-	0%
342610 AMBULANCE TRANSPORT FEES	5,705,950	7,100,000	6,365,000	(735,000)	-10%
342630 FIRE INSPECTION FEES	6,215	5,000	10,000	5,000	100%
342910 INMPOUND/IMMOBILIZATION	17,375	15,000	10,000	(5,000)	-33%
342920 SUPERVISOR - PAY	28,100	25,000	25,000	-	0%
342930 TRAINING CENTER FEE	120,055	100,000	135,000	35,000	35%
343310 WATER UTILITY-RESIDENTIAL	22,168,443	22,062,222	23,367,247	1,305,025	6%
343315 PRIVATE COMMERCIAL FIRE LINES	31,098	32,218	32,540	322	1%
343320 WATER UTILITY - BULK	143,928	110,012	150,470	40,458	37%
343330 METER SET CHARGES	224,809	187,042	188,912	1,870	1%
343340 METER RECONNECT CHARGES	463,407	504,019	509,059	5,040	1%
343350 CAPACITY MAINTENANCE-WTR	51,742	44,512	44,957	445	1%
343360 RECYCLED WATER	2,463,531	2,199,644	2,526,822	327,178	15%
343412 TRANSFER STATION CHARGES	10,761,031	10,672,572	10,919,789	247,217	2%
343414 OSCEOLA LANDFILL CHARGES	2,272,548	1,949,803	2,318,227	368,424	19%
343415 WINTER PARK LANDFILL CHARGES	727,347	799,505	799,505	-	0%
343417 RECYCLING FEES	206,117	100,000	100,000	-	0%
343419 OTHER LANDFILL CHARGES	4,580	6,000	6,000	-	0%
343510 SEWER UTILITY-RESIDENTIAL	28,978,485	29,377,142	30,970,185	1,593,043	5%
343520 SEWER UTILITY - BULK	3,883,259	3,571,828	3,678,983	107,155	3%
343550 CAPACITY MAINTENANCE-SWR	54,106	45,822	46,280	458	1%
343901 TOWER COMM FEES	110,149	136,000	120,000	(16,000)	-12%
343902 FIBER WAN FEES	9,506	20,000	20,000	-	0%
343904 SVC CHGS-OTH PHYSICAL ENVIRON	17,708	53,000	53,000	-	0%

DETAIL OF CURRENT SOURCES

ACCOUNT MAJOR - MINOR - OBJECT ACCOUNT	FY17 ACTUALS	FY18 ADOPTED BUDGET	FY19 ADOPTED BUDGET	VARIANCE	%
344910 SIGNALS/CHARGES FOR SERVICES	1,046,730	1,080,984	1,106,701	25,717	2%
344920 FIBER CONSTRUCTION AND MAINT	337,264	384,389	394,000	9,611	3%
346400 ANIMAL CONTROL	188,627	210,000	210,000	-	0%
347200 PARKS AND RECREATION	1,682,204	2,465,031	2,152,700	(312,331)	-13%
347201 PASSIVE PARKS AND TRAILS	41,857	55,000	45,000	(10,000)	-18%
347301 MUSEUM FEES	1,426	2,000	2,000	-	0%
347501 YARBOROUGH NATURE CENTER	39,655	15,000	20,000	5,000	33%
348880 SUPERVISION - PROBATION	509,624	500,000	525,000	25,000	5%
348921 COURT INNOVATIONS	99,393	108,750	100,000	(8,750)	-8%
348922 LEGAL AID	99,393	108,750	100,000	(8,750)	-8%
348923 LAW LIBRARY	99,393	108,750	100,000	(8,750)	-8%
348924 JUVENILE ALTERNATIVE PROGRAMS	99,393	108,750	100,000	(8,750)	-8%
348930 STATE COURT FACILITY SURCHARGE	1,407,326	1,300,000	1,350,000	50,000	4%
348991 TEEN COURT \$3	126,197	125,000	125,000	-	0%
348992 POLICE ED \$2 ASSESS	33,897	40,000	40,000	-	0%
348993 CRIME PREVENTION	43,767	52,000	46,000	(6,000)	-12%
348994 TRAFFIC SURCHG DRUG ABUSE TRUS	83,452	69,000	69,000	-	0%
348995 CRIM JUSTICE ED \$2.50	115,313	110,000	110,000	-	0%
349100 SERVICE CHARGE-AGENCIES	109,327	75,000	75,000	-	0%
349200 CONCURRENCY REVIEW	20,220	20,000	20,000	-	0%
349210 FLOOD ZONE REVIEW	6,330	6,000	6,000	-	0%
340 CHARGES FOR SERVICES Total	120,492,081	121,512,012	130,092,506	8,580,494	7%

350 JUDGEMENTS FINES & FORFEIT

351500 TRAFFIC CT PARKING FINES	2,310	10,000	2,500	(7,500)	-75%
351700 Intergovt Radio Program	401,492	450,000	450,000	-	0%
351910 CONFISCATIONS	151,514	-	-	-	-
352100 LIBRARY	162,295	139,000	139,000	-	0%
354200 CODE ENFORCEMENT	55,767	150,000	150,000	-	0%
354410 ARBOR VIOLATION	-	8,000	-	(8,000)	-100%
359901 ADULT DIVERSION	267,361	260,000	260,000	-	0%
359902 COMMUNITY SVC INSURANCE	6,995	11,000	4,000	(7,000)	-64%
359903 ADULT DRUG COURT	66,478	-	-	-	-
350 JUDGEMENTS FINES & FORFEIT Total	1,114,213	1,028,000	1,005,500	(22,500)	-2%

360 MISCELLANEOUS REVENUES

361100 INTEREST ON INVESTMENTS	3,784,666	3,842,554	8,368,906	4,526,352	118%
361120 SHIP MORTGAGE INTEREST	-	-	-	-	-
361132 INTEREST-TAX COLLECTOR	19,328	50	50	-	0%
361133 INTEREST-SHERIFF	6,295	1,000	35,644	34,644	3464%
361200 INTEREST-STATE BOARD ADM	1,249	-	-	-	-
361400 INTEREST-TOURIST DEVLPMNT FUND	33,141	50,000	35,000	(15,000)	-30%
362100 RENTS AND ROYALTIES	53,395	164,321	64,321	(100,000)	-61%
363221 LAW ENFORCEMENT IMPACT FEE	200	-	-	-	-
363400 TRANSPORTATION IMPACT FEE	-	-	-	-	-
364100 FIXED ASSET SALE PROCEEDS	865,244	297,366	515,932	218,566	74%
365101 METHANE GAS SALES	234,301	192,334	253,895	61,561	32%
366100 CONTRIBUTIONS & DONATIONS	2,770,170	44,000	150,000	106,000	241%
366101 CONTRIBUTIONS PORT AUTHORITY	500,000	700,000	700,000	-	0%

DETAIL OF CURRENT SOURCES

ACCOUNT MAJOR - MINOR - OBJECT ACCOUNT	FY17 ACTUALS	FY18 ADOPTED BUDGET	FY19 ADOPTED BUDGET	VARIANCE	%
366175 SEMINOLE COUNTY HEROES MEMORIA	100	-	-	-	
366270 MEMORIAL TREE DONATIONS	1,272	-	-	-	
366400 ENTERPRISE CONTRIBUTIONS	4,524,407	1,606,014	1,684,639	78,625	5%
367150 PAIN MANAGEMENT CLINIC LICENSE	1,200	-	-	-	
369100 TAX DEED SURPLUS	2,204	-	-	-	
369120 SHIP MORTGAGE PRINCIPAL	161,304	-	-	-	
369310 INSURANCE PROCEEDS	30,522	11,381	7,725	(3,656)	-32%
369400 REIMBURSEMENTS	25,942	100,000	-	(100,000)	-100%
369900 MISCELLANEOUS-OTHER	574,097	651,251	574,076	(77,175)	-12%
369910 COPYING FEES	72,081	55,000	55,000	-	0%
369911 MAPS AND PUBLICATIONS	-	200	200	-	0%
369912 MISCELLANEOUS - SHERIFF	650,983	636,000	720,000	84,000	13%
369920 MISCELLANEOUS-ELECTION	16	4,000	4,000	-	0%
369925 CC CONVENIENCE FEES	312,932	256,000	201,000	(55,000)	-21%
369930 REIMBURSEMENTS	226,170	155,000	155,000	-	0%
369935 REIMBURSEMENTS - REBATES	471,290	200,000	300,000	100,000	50%
369940 REIMBURSEMENTS - RADIOS	151,758	115,000	115,000	-	0%
369950 NSP RESALES/PROGRAM INCOME	-	-	-	-	
360 MISCELLANEOUS REVENUES Total	15,474,269	9,081,471	13,940,388	4,858,917	54%
380 OTHER SOURCES					
381100 TRANSFER	33,449,912	35,531,602	44,586,943	9,055,341	25%
386200 EXCESS FEES-CLERK	325,879	-	-	-	
386300 EXCESS FEES-SHERIFF	341,397	-	-	-	
386400 EXCESS FEES-TAX COLLECTOR	2,988,908	1,920,000	651,000	(1,269,000)	-66%
386500 EXCESS FEES-PROP APPRAISER	92,025	-	20,000	20,000	
386700 EXCESS FEES SUPERVISOR OF ELEC	214,936	220,000	220,000	-	0%
380 OTHER SOURCES Total	37,413,057	37,671,602	45,477,943	7,806,341	21%
399 FUND BALANCE					
399999 BEGINNING FUND BALANCE	-	232,547,983	224,889,418	(7,658,565)	-3%
399 FUND BALANCE Total	-	232,547,983	224,889,418	(7,658,565)	-3%
Grand Total	512,286,706	755,321,456	793,047,888	37,726,432	5%

HISTORY OF MAJOR REVENUE SOURCES

Ad Valorem Tax - Also known as a property tax, ad valorem taxes are based on the assessed value (less exemptions) of real estate and tangible personal property. A millage rate is charged to each one thousand dollars of taxable property value.

The Property Appraiser's Office determines the property values on the tax roll as of January 1 each year and certifies the just market value less exemptions to each taxing authority by July 1st. In compliance with Florida laws and "Truth in Millage" requirements, taxing authorities determine the "millage" or "property tax" rates to be levied within their jurisdiction based on the Property Appraiser's certification of taxable values and the revenue required to fund the annual budget. Because of discount incentives authorized by Florida Statutes for early property tax payments and other tax roll adjustments resulting from Value Adjustment Board decisions, only 96% of ad valorem tax levied is budgeted and historically collected. By law the County must budget no less than 95% of property taxes levied.

The Seminole County Board of County Commissioners adopts the Countywide Operating, Unincorporated Road Municipal Service Taxing Unit (MSTU), and County/Municipal Fire MSTU millage rates. The Road District MSTU includes the unincorporated areas of Seminole County while the Fire/Rescue MSTU encompasses unincorporated Seminole County, the City of Altamonte Springs, the City of Winter Springs and the City of Casselberry.

The School Board, municipalities and St. Johns River Water Management District also levy property tax in Seminole County and are responsible for setting tax rates within their districts. A comparison of all Seminole County taxing authorities and millage rates can be found on the "Residential Home Property Tax Comparison" chart found within the "Countywide Budget" section of this book. Florida's Constitution prohibits the State of Florida from imposing property tax.

Ad Valorem taxes are the largest source of revenue for Seminole County Government generating approximately 39% of all current

revenue budgeted. In the General fund, countywide property taxes account for 68% of current revenues.

Based on an average single family residence in unincorporated Seminole County, a home owner with an assessed value of \$203,000 receiving homestead exemption would pay about \$2,349 in FY 2018/19 property taxes. The School Board property tax accounts for approximately 48% of the tax bill, BCC Countywide property taxes account for 31%, the Fire MSTU 18%; Road District MSTU 1% and the St John's Water Management District 2%.

Seminole County BCC Ad Valorem Tax History

The BCC countywide millage rate of 4.8751 mills for General fund countywide services will generate \$154.9M in FY 2018/19, an increase of \$11.4M over the prior year adopted revenue. Because the current tax rate was adopted in FY 2018/19, an 8.01% growth in the countywide taxable property values accounts for the increased revenue with 1.74% of this growth from new construction and 6.27% from the reappraisal of existing properties. The 4.8751 countywide millage rate has been maintained for nine years now.

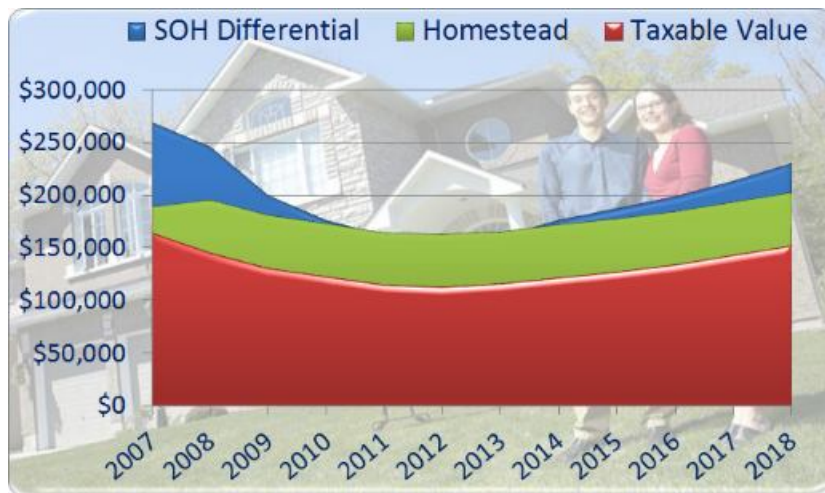
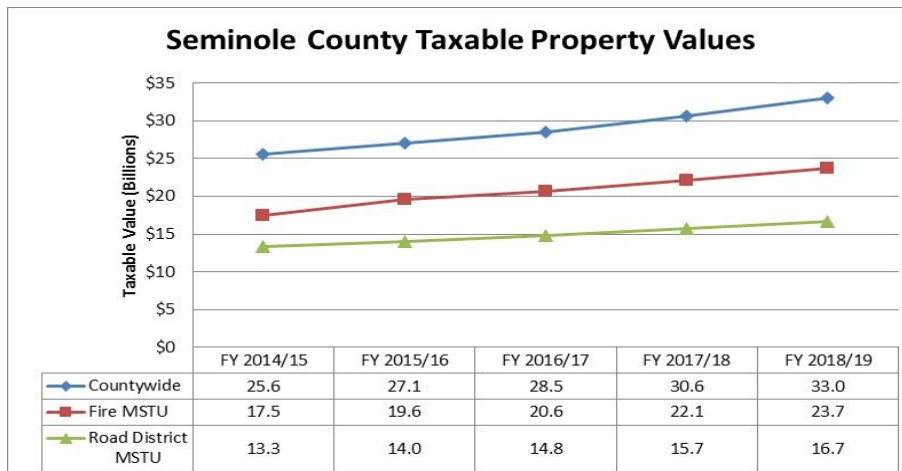
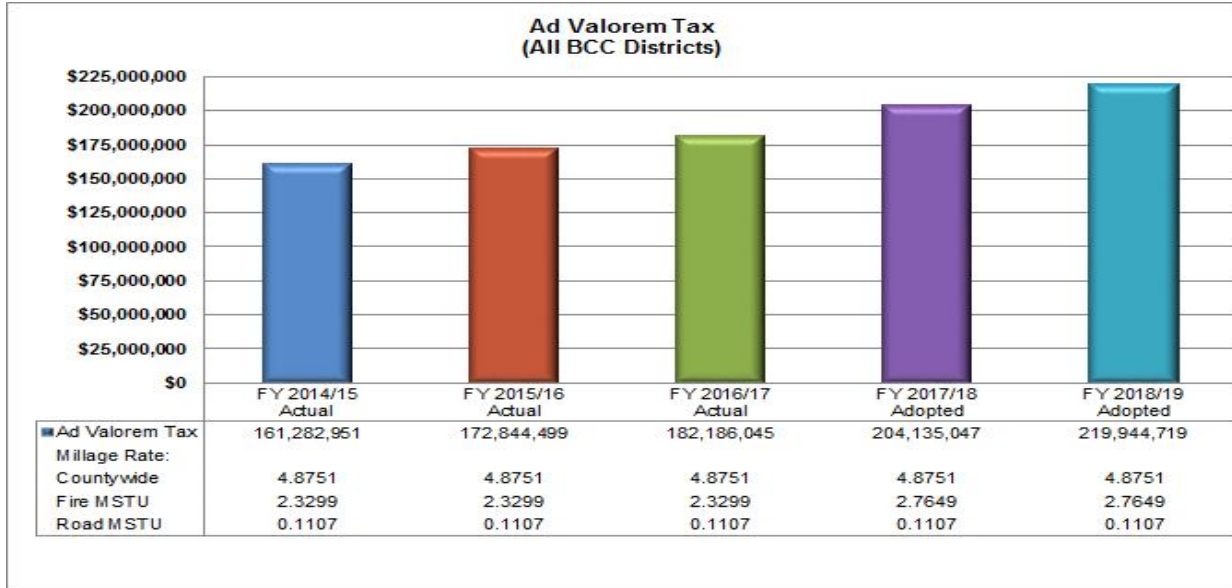
The FY 2018/19 County/Municipal Fire MSTU tax rate of 2.7649 mills is unchanged from the prior year millage. The Fire District ad valorem revenue totaling \$63.1M grew by \$4.3M over FY 2017/18 due to a 7.46% growth in taxable property values.

In FY 2017/18, the Fire District MSTU millage of 2.3299 mills was increased by 0.4350 mills to stabilize a Fire Fund imbalance that, based on the long-range forecast, would have depleted reserves in FY 2018/19. The 2.3299 tax rate prior to the increase had remained unchanged for ten years prior (FY08 - FY17). Because of property tax reform and declining real estate values during the recession, the Fire District millage was below the rolled-back tax rate for six of the ten years. Growth in taxable values had not generated sufficient revenue to offset the rising cost of personnel and capital needs deferred during the recession years.

HISTORY OF MAJOR REVENUE SOURCES

The Road District MSTU tax rate of 0.1107 mills has remained the same since FY 2008/09 (11 years). Seminole County's one cent local option sales tax used primarily for transportation is restricted for capital use and cannot be used for

maintenance of roads. The unincorporated Road District property tax is used for maintenance costs of local roads within the unincorporated areas of Seminole County.



Florida's "Save Our Homes" exemption limits the increase in assessed values to the lesser of 3% or the annual change in the CPI. This exemption was almost eliminated during the recession years but is on the rise again with the growing real estate markets. The change in the CPI for 2018 was 2.1%. With no increase in the Countywide BCC tax rate, homesteaded properties will see only a minor increase in their property tax bills although existing countywide property values grew by 8% in 2018.

HISTORY OF MAJOR REVENUE SOURCES

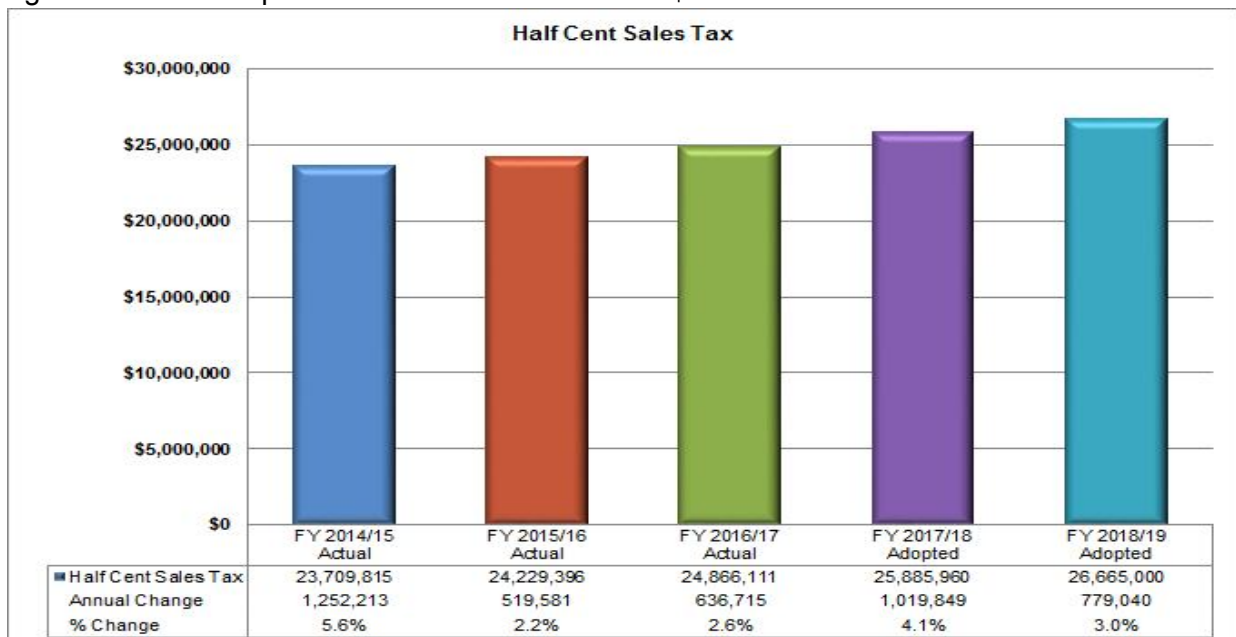
Half-Cent Sales Tax - The Local Government Half-Cent Sales Tax Program is the largest of all state shared revenue sources for local governments. The programs primary purpose is to provide relief from ad valorem and utility taxes in addition to providing revenue for local programs. Seminole County's share of the State half-cent sales tax is second only to property taxes in the General fund as a major revenue source used in support of countywide services.

Based on eligibility requirements, local governments may receive a portion of state shared sales tax through three separate distributions: the ordinary; emergency; and supplemental proceeds. The program also includes a separate distribution for select counties meeting the statutory criteria to qualify as a fiscally constrained county. Seminole County receives the ordinary distribution which is funded by 8.9744 percent of the State's net six cent sales tax proceeds. Revenue is distributed to counties and municipalities based on a population weighted allocation factor multiplied by sales tax monies earmarked for distribution to the county. House Bill 33-A approved by the 2015 Florida Legislature reduced the State Communication Service Tax (CST) rate by 1.73 percent. To minimize the impact of this reduction to Counties, the percentage of sales and use tax collections transferred to the Local Government Half-Cent Sales Tax Clearing Trust Fund for ordinary distributions was increased from 8.8854 percent to 8.9744 percent as of July 1, 2015. Although the State is responsible for the full

portion of the state's share of matching funds required for the Medicaid program, the State charges county governments an annual contribution in order to acquire a certain portion of the funds. If county governments do not participate in the cost of certain services provided to county residents through Florida's Medicaid program, the Department of Revenue is authorized to reduce the portion of sales tax shared with counties to pay for State Medicaid billings. This mandate affects the Half-Cent Sales Tax and County Revenue Sharing Programs. Seminole County, however, pays its share of Medicaid charges without impact to our State shared sales tax.

Seminole County realized an average of \$1.1M or 5.5% annual growth in the state shared half-cent sales tax between FY 2011/12 and FY 2014/15 as the County rebounded from the great recession. Increased sales reported in hotel/motel accommodations; retail; automotive leases and sales; and construction related businesses contributed to growth in several major revenue sources countywide. In FY 2015/16, a more modest growth of 2.2% or \$520K was realized. Growth of 2.5% to 4% per year is more sustainable and is anticipated to continue into the near future barring any changes in the economy due to economic or natural disaster events.

FY 2018/19 half-cent sales tax is projected at \$26.7M, an increase of \$779K or 3% more than the prior year adopted budget projection of \$25.9M.



HISTORY OF MAJOR REVENUE SOURCES

State Revenue Sharing – Administered by the State Department of Revenue, the State Revenue Sharing Program for Counties receives 2.9% of net cigarette tax collections and 2.081% of sales and use tax collections. Approximately 98.47% of total program funds are derived from sales and use tax and 1.53% from net cigarette tax collections.

The 2015 Florida Legislature enacted HB 33-A reducing the State Communication Service Tax rate by 1.73%. State revenue sharing programs were revised so that local governments continued to receive the same amount of revenue as received prior to the law change. The percentage change of sales and use tax collections transferred to the Revenue Sharing Trust Fund for Counties was increased from 2.0603% to 2.081% on July 1, 2015.

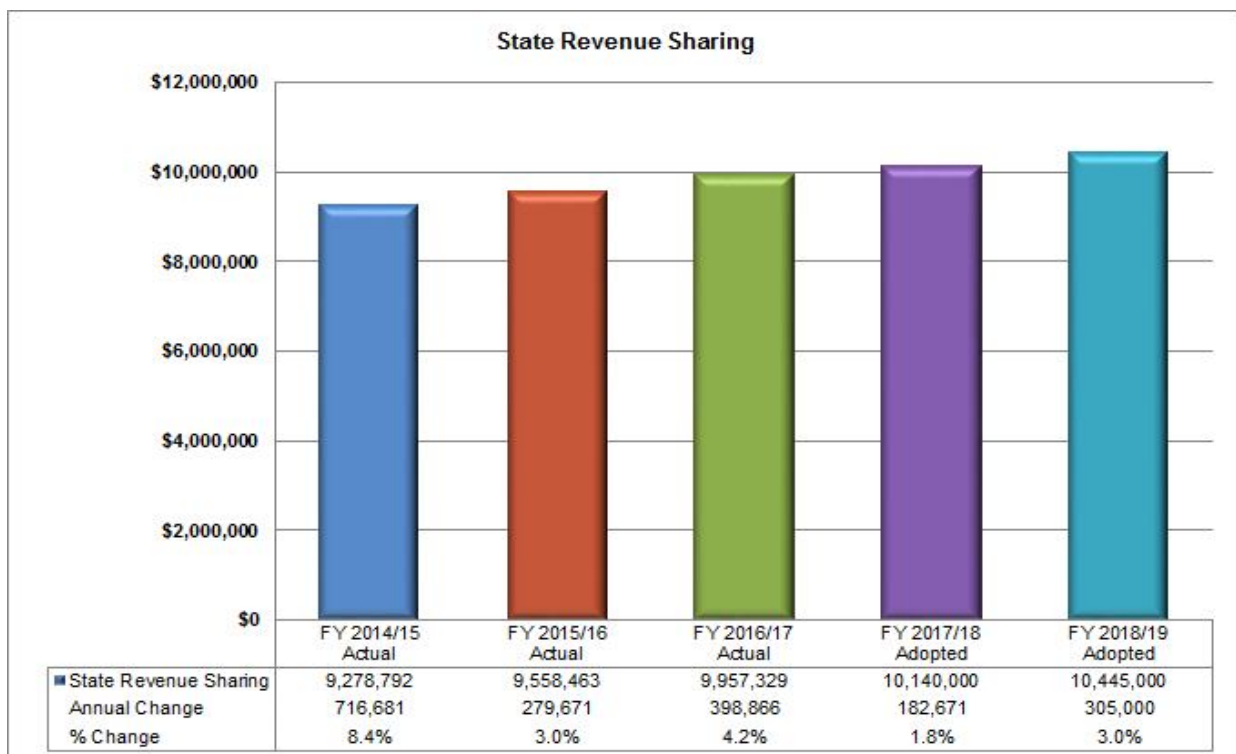
Monthly distributions to counties that meet strict eligibility requirements are based on 95% of the State’s annual estimate for the County Revenue Sharing Program. Disbursements, based on the State July 1 – June 30th fiscal year, are received in equal monthly installments with a June true up adjustment for actual revenue collected.

An apportionment factor predicated on equally weighted factors of county population, unincorporated population and county sales tax collections determines a county's share of the trust funds.

There are no restrictions on the use of these revenues; however, statutory provisions exist that restrict the amount of funds that can be pledged for bonded indebtedness. The revenue is broken out into a first and second guaranteed entitlement and growth money. The guaranteed entitlements may be pledged for bond indebtedness, in Seminole County this amount totals \$1.7M; however, up to 50% of funds received in the prior year may be pledged.

Seminole County’s State Revenue Sharing is currently pledged for the payment of debt associated with the \$22M Capital Improvement Revenue Bonds, Series 2012 issued for the Public Safety Communications P25 Radio Tower Rebuild Projects. The final maturity date is October 1, 2027.

FY 2018/19 revenue is anticipated at \$10.4M, an increase of \$305K or 3% over the FY 2017/18 adopted budget.



HISTORY OF MAJOR REVENUE SOURCES

Utility Taxes - A 4% public service utility tax on electricity, water, natural gas, and propane purchases is assessed in the unincorporated area of Seminole County. The tax exempts the first 300 kilowatt hours of electricity purchased per month and is not applied against any fuel adjustment charge.

The 4% public service tax levied in unincorporated Seminole County is 6% below the 10% maximum rate allowed by Florida law and currently imposed by many surrounding jurisdictions. A \$0.016 tax is levied on each gallon of fuel oil sold. As compensation for keeping records and collection of taxes, the seller may retain one percent of the amount of taxes collected.

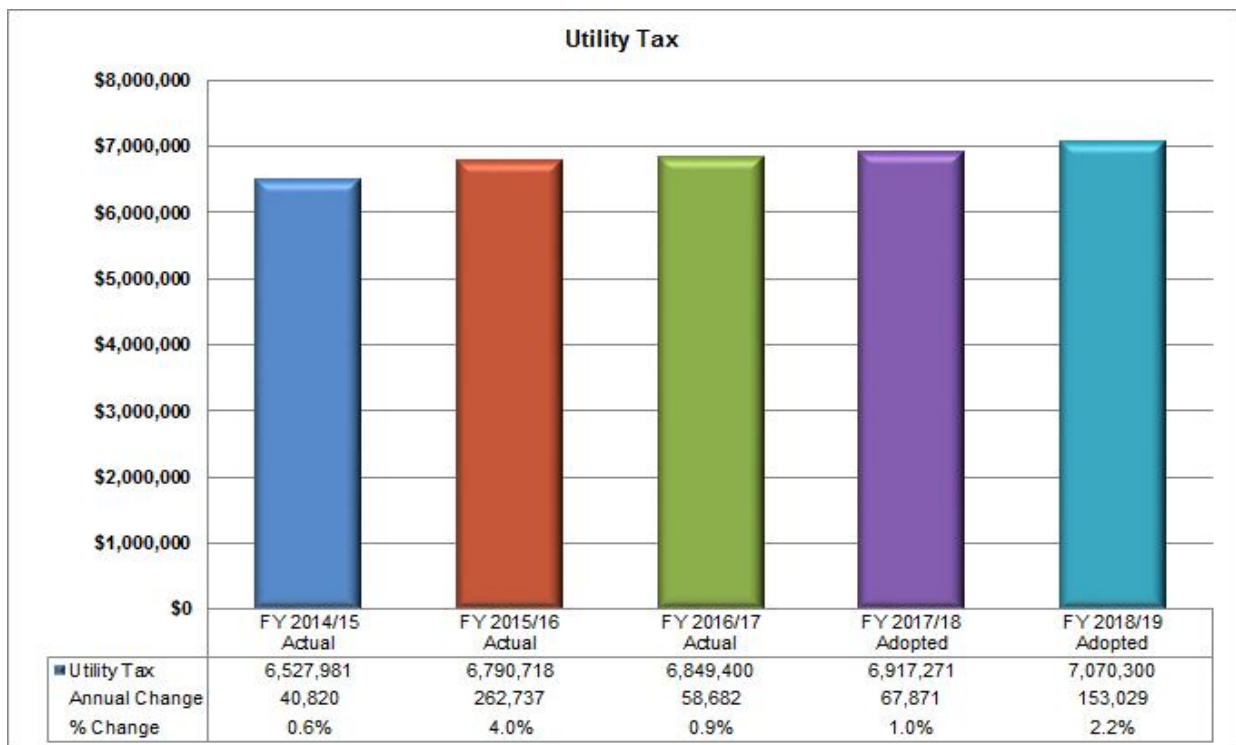
Utility tax revenues are greatly affected by weather conditions as mild winters and summers require less energy and rainy seasons reduce water usage. Conversely, cold winters and hot

summers require increased energy and water consumption.

Electric rate adjustments are often attributed to changes in the fuel adjustment charge which is not subject to the Public Service Tax (PST) and does not affect annual tax collections. For this reason, PST does not significantly change from year to year and extreme weather changes are generally the cause of most spikes in annual public service tax collections.

FY 2018/19 projected utility tax revenue totals \$7.1M and is comprised of \$5.4M or 76% electric PST; \$1.42M or 20% from water PST; and \$250K or 4% from natural gas and fuel oil PST.

Seminole County Water and Sewer will generate about \$885K of the \$1.4M in projected public service tax - water for FY 2019. A 3% increase in County water and wastewater service charges has been anticipated in this projection for October 1, 2018.



HISTORY OF MAJOR REVENUE SOURCES

Communication Service Tax - The Communications Service Tax (CST), imposed in unincorporated Seminole County, is a 5.12% tax on services encompassing all voice, data, audio, video, mobile communications, or any other information or signals transmitted by any medium, including cable services. The tax is imposed on retail sales of communication services which originate and terminate in the State of Florida and are billed to an address in unincorporated Seminole County.

The local communication service tax is not applicable to direct-to-home satellite services, only the state CST is charged for this service. The State Department of Revenue administers collections and distributes funds to local governments less an administrative fee of up to 1 percent of the total revenue generated for all taxing authorities. The administrative fee charged to local governments is prorated based on revenue generated by each taxing authority.

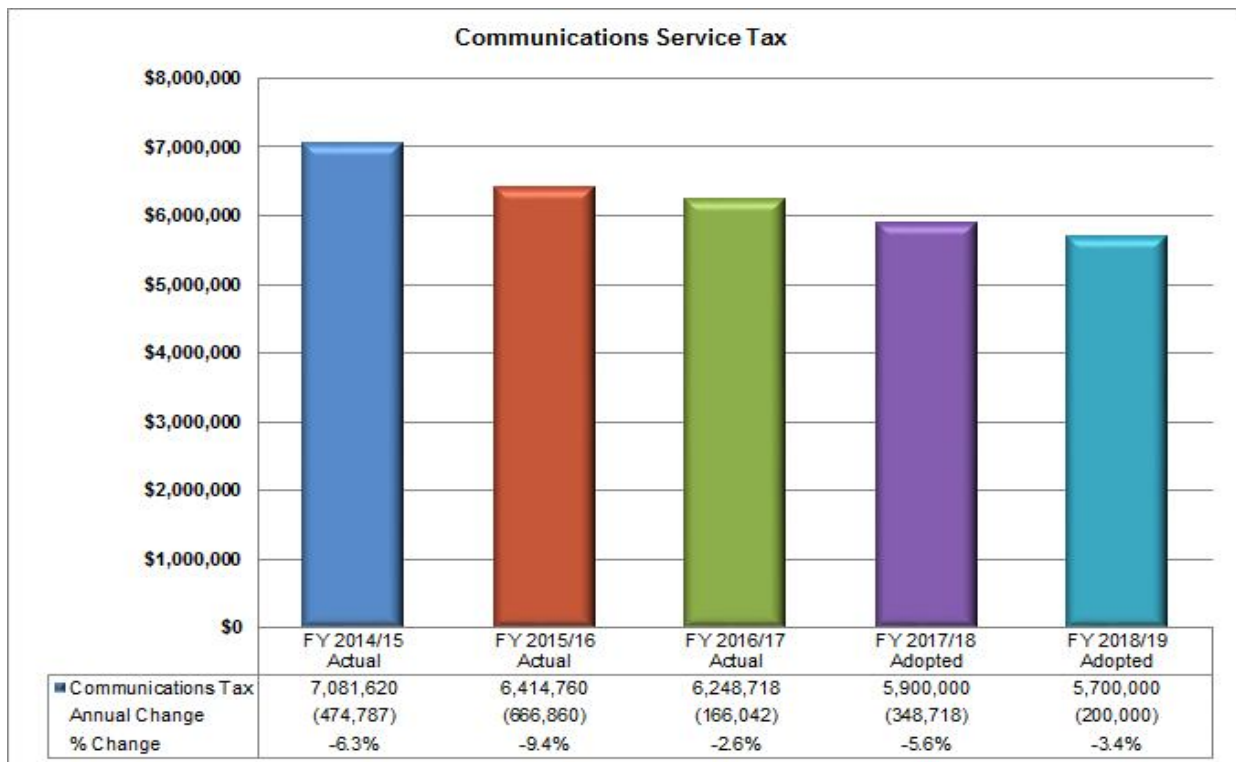
Constant changes in communication technology with the use of various internet resources and devices continue to adversely impact communication sales tax collections. Seminole County's CST has experienced several years of declining revenue attributed greatly to evolving

technologies and growing industry competition. The County's CST had reached \$9.9M in FY 2006/07 before revenues reversed course. Revenue is currently down about \$4M from peak collections.

Because the State Department of Revenue administers the CST, only the State can audit service providers. Records can be audited at least three years back and a reallocation of funds can result from both the audit of CST dealers and other information received by DOR from CST dealers outside of the audit process.

In FY 2016/17, the County received a one-time payment of \$432,237 from audit adjustments; however, a 15 month deduction of \$53,222.85 resulting from a separate settlement reduced monthly revenues through July 2017. In FY 2018/19, a one-time increase of \$15,516 is expected in December 2018.

FY 2018/19 communication service tax is projected at \$5.7M, down \$200K from the FY 2017/18 adopted estimate of \$5.9M. This reduction is based on current revenue trends however declines in CST revenue have been leveling out and may reach a plateau in the next fiscal year.



HISTORY OF MAJOR REVENUE SOURCES

Gas Taxes - Seminole County receives four separate gas tax revenues restricted in use for transportation related activities. Two are levied locally by the BCC and two are collected by the State per Florida law.

- The Local Option Gas Tax (LOGT), levied locally on motor and diesel fuel, is a 6¢ levy which supports local transportation expenditures and related bonds. Pursuant to the 2013 LOGT interlocal agreement with the cities, Seminole County receives 63.6% of the total LOGT revenue and the remaining 36.4% is divided among the seven municipalities. The LOGT is shared among the cities based on a rolling distribution formula incorporating the most recent five years of transportation expenditures. The 6 Cent Local Option Gas Tax was renewed in February 2013 extending the tax through August 31, 2043.
- The Ninth Cent Local Option Fuel Tax, implemented on January 1, 1994, is also levied locally on motor and diesel fuel and is used to support mass transit.
- On all motor fuels, the State levies and distributes to the various counties, a 1¢ County Gas Tax that is used to support local roads, and the 2¢ Constitutional Gas Tax that may be used to support debt service requirements on local bonds and to finance activities related to

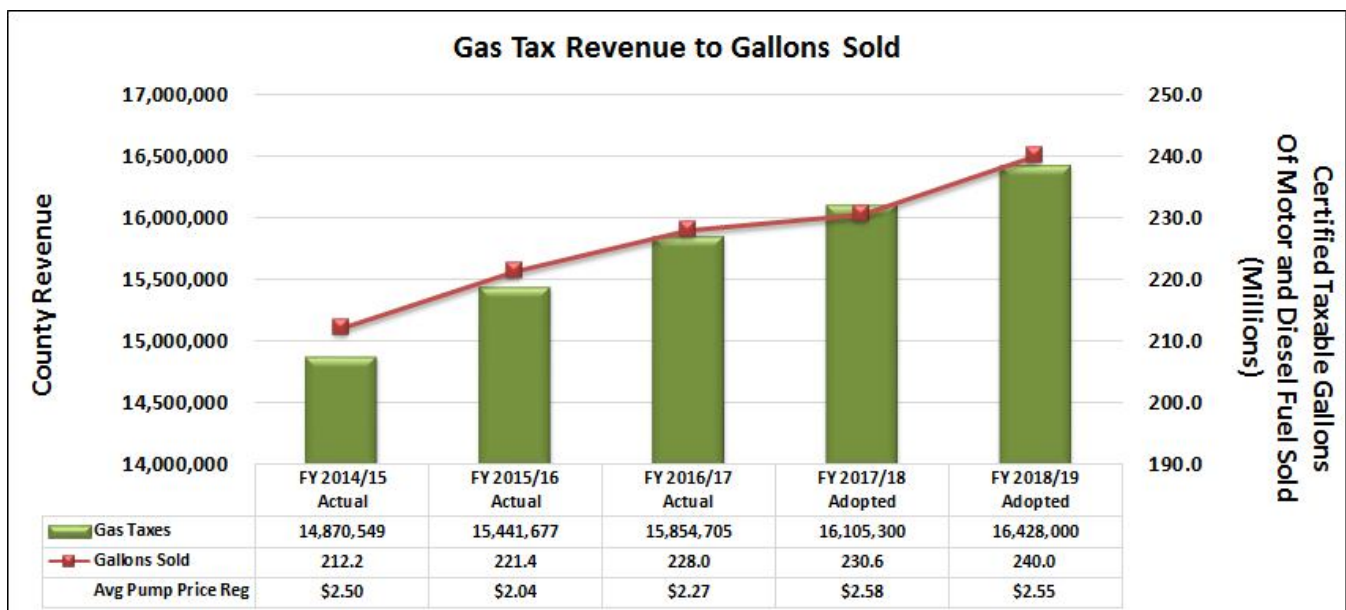
secondary State roads transferred to county control.

Seminole County has the authority to levy an additional 5 Cent Local Option Gas Tax on motor fuel only but has elected not to impose this tax. Voters of Seminole County have historically approved a one cent infrastructure sales tax to provide for most transportation capital.

With the early retirement of debt associated with the 2002 Gas Tax Refunding Bonds in September 2012, no gas tax revenue is currently pledged for transportation debt in Seminole County.

Because Florida's gas tax is based on gallons sold and not prices at the pump, rising fuel costs and more fuel-efficient vehicles impact gas tax revenue available to fund transportation needs. Fuel efficient cars require less gas to operate yet cause the same wear and tear on our roads while providing fewer dollars for ongoing road repairs and maintenance.

Gas tax collections in Seminole County have averaged 3% annual growth in recent years; however, normal growth is typically between 2% and 3% annually. An estimated \$16.4M in combined gas tax revenues for FY 2018/19 is predicated on 2% growth over prior year estimated revenue, an increase of \$323K.



HISTORY OF MAJOR REVENUE SOURCES

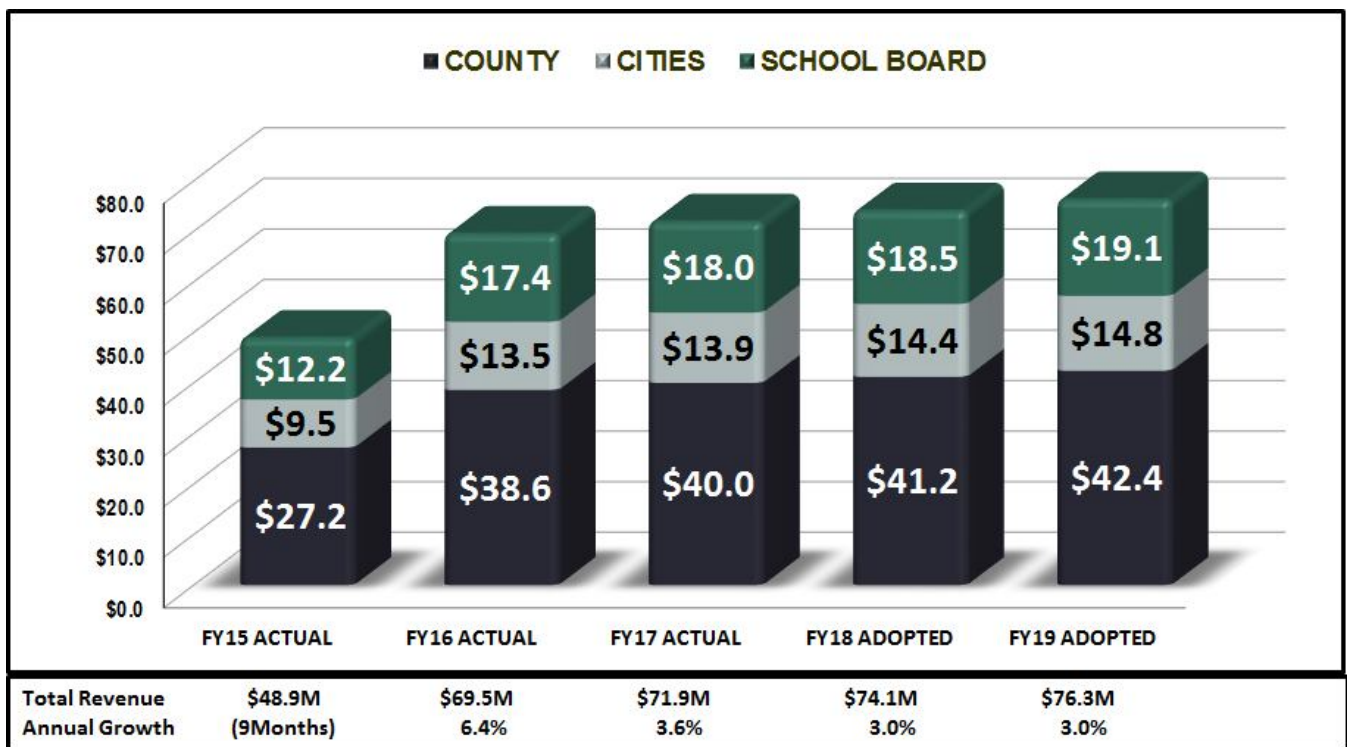
Infrastructure Sales Tax 2014 – On May 20, 2014, the citizens’ of Seminole County voted to renew the one cent local option infrastructure sales tax shared between the County, School Board and seven municipalities. The tax is effective for a period of ten years which began on January 1, 2015 and expires on December 31, 2024.

Historically, Seminole County voters have supported the penny sales tax. This is the third penny sales tax approved in the County since 1991. Unlike property taxes, the sales tax is not borne solely by the residents of Seminole County as tourists, commuters, and visitors all contribute to sales taxes paid within the County. The 2014 third generation surtax is applicable to the first \$5,000 of each item sold in the County, as specifically provided in Florida Statutes, and will be used for the construction and rehabilitation of roads and transportation facilities; bicycle and pedestrian trails; stormwater facilities, public education facilities, and other infrastructure uses authorized by law. Current law prohibits the use of County Infrastructure Sales Tax for operations of any kind.

Pursuant to an interlocal agreement, the School Board receives 25% of the overall net revenue collected during the life of the surtax; the County receives 24.2%; and the remaining 50.8% is shared between the County (31.4%) and municipalities (19.4%). Seminole County's total share of the Infrastructure Sales Tax revenue is 55.6%.

Seminole County's 2001 Infrastructure Sales Tax peaked in FY 2005/06 at an annual total of \$70.5M and thereafter declined annually throughout the recession years. Revenue began stabilizing in 2012 as the tax ended on December 31, 2012. With approximately \$45M in reserves from the penny sales tax, the BCC allowed the 2001 sales tax to sunset in 2012 to provide residents an opportunity for tax relief following the economic recession.

Seminole County's new 2014 penny sales tax is currently exceeding original estimates and expected to generate about \$769M over the 10 year period. FY 2018/19 revenue is projected at \$76.3M with the School Board receiving \$19.1M; the County receiving \$42.4M; and the cities sharing in \$14.8M.



FUND - DEPARTMENT RELATIONSHIP STRUCTURE
(EXCLUDES INTERNAL CHARGES, CONTRAS, TRANSFERS, & RESERVES)

FUND MAJOR - FUND TYPE	ADMIN	CONSTITUTIONAL OFFICERS	COURT SUPPORT	LEISURE SERVICES	FIRE	COMMUNITY SERVICES	PUBLIC WORKS	ES UTILITIES	ES SOLID WASTE	DEVELOPMENT SERVICES	INFORMATION SERVICES	RESOURCE MANAGEMENT	GRAND TOTAL
01 GENERAL FUNDS													
01 GENERAL FUNDS	14,935,197	148,756,696	997,038	16,192,300	2,891,742	11,707,486	19,664,022	0	0	2,012,896	7,878,583	6,299,883	231,335,843
02 REPLACEMENT FUNDS	204,251	19,000	0	168,779	0	0	1,683,362	0	0	0	600,265	21,719	2,697,376
03 AGENCY FUNDS	150,925	0	0	69,000	0	0	0	0	0	0	0	0	219,925
01 GENERAL FUNDS Total	15,290,373	148,775,696	997,038	16,430,079	2,891,742	11,707,486	21,347,384	0	0	2,012,896	8,478,848	6,321,602	234,253,144
02 TRANSPORTATION FUNDS													
04 TRANSPORTATION FUNDS	0	29,033	0	0	0	0	19,524,167	0	0	7,240,619	0	0	26,793,820
05 SALES TAX FUNDS	0	675,000	0	0	0	0	34,195,040	0	0	0	0	0	34,870,040
02 TRANSPORTATION FUNDS Total	0	704,033	0	0	0	0	53,719,207	0	0	7,240,619	0	0	61,663,860
03 FIRE DISTRICT FUNDS													
06 FIRE DISTRICT FUNDS	0	1,022,340	0	0	60,560,309	0	347,350	0	0	0	41,329	0	61,971,328
03 FIRE DISTRICT FUNDS Total	0	1,022,340	0	0	60,560,309	0	347,350	0	0	0	41,329	0	61,971,328
04 SPECIAL REVENUE FUNDS													
07 BUILDING FUNDS	0	0	0	0	0	0	0	0	0	4,702,017	8,167	0	4,710,184
08 TOURISM FUNDS	2,814,308	0	0	213,563	0	0	0	0	0	0	0	0	3,027,871
09 COURT RELATED FUNDS	0	167,318	1,111,177	0	0	0	0	0	0	0	0	0	1,278,495
10 EMS TRUST FUNDS	0	0	0	0	0	0	0	0	0	0	0	0	0
11 GRANT FUNDS	0	0	0	40,000	0	4,065,176	237,544	0	0	0	0	270,051	4,612,771
12 LAW ENFORCEMENT FUNDS	0	150,000	0	0	0	0	0	0	0	0	0	0	150,000
13 SPECIAL REVENUE FUNDS	0	187,306	0	315,323	0	0	0	0	0	145,697	0	0	648,326
14 EMERGENCY 911 FUNDS	1,889,297	0	0	0	200,000	0	0	0	0	0	0	0	2,089,297
15 CRA FUNDS	0	0	0	0	0	0	0	0	0	0	0	0	0
16 MSBU FUNDS	0	0	0	0	0	0	0	0	0	0	0	19,999,228	19,999,228
04 SPECIAL REVENUE FUNDS Total	4,703,605	504,624	1,111,177	568,886	200,000	4,065,176	237,544	0	0	4,847,714	8,167	20,269,279	36,516,173
05 DEBT SERVICE FUNDS													
17 DEBT SERVICE FUNDS	0	0	0	0	0	0	0	0	0	0	0	9,917,258	9,917,258
05 DEBT SERVICE FUNDS Total	0	0	0	0	0	0	0	0	0	0	0	9,917,258	9,917,258
06 CAPITAL FUNDS													
18 CAPITAL FUNDS	0	0	0	50,909	0	0	248,420	0	0	0	0	0	299,329
06 CAPITAL FUNDS Total	0	0	0	50,909	0	0	248,420	0	0	0	0	0	299,329
07 ENTERPRISE FUNDS													
19 WATER & SEWER FUNDS	0	0	0	0	0	0	9,500	75,754,897	0	0	37,122	0	75,801,519
20 SOLID WASTE FUNDS	0	0	0	0	0	0	0	227,308	10,458,157	0	9,157	0	10,694,623
07 ENTERPRISE FUNDS Total	0	0	0	0	0	0	9,500	75,982,206	10,458,157	0	46,279	0	86,496,142
08 INTERNAL SERVICE FUNDS													
22 INTERNAL SERVICE FUNDS	24,289,497	0	0	0	0	0	0	0	0	0	0	5,016,921	29,306,418
08 INTERNAL SERVICE FUNDS Total	24,289,497	0	0	0	0	0	0	0	0	0	0	5,016,921	29,306,418
GRAND TOTAL	44,283,476	151,006,693	2,108,215	17,049,875	63,652,051	15,772,662	75,909,406	75,982,206	10,458,157	14,101,228	8,574,623	41,525,061	520,423,652

BUDGET BY DEPARTMENT - PROGRAM

(EXCLUDES NON-DEPARTMENTAL, INTERNAL CHARGES & CONTRAS)	FY17 ACTUALS	FY18 ADOPTED BUDGET	FY19 ADOPTED BUDGET	VARIANCE	%
01 ADMINISTRATION DEPT					
01 17-92 COMMUNITY REDEVELOPME	2,146,700	478,458	-	(478,458)	-100%
01 ANIMAL SERVICES	1,899,143	2,204,265	2,481,468	277,203	13%
01 BENEFITS	19,649,215	21,175,775	24,289,497	3,113,722	15%
01 BOARD OF COUNTY COMMISSIONERS	1,041,291	1,117,292	1,152,645	35,353	3%
01 COUNTY ATTORNEY	1,351,221	1,737,919	1,550,407	(187,512)	-11%
01 COUNTY MANAGER	1,052,020	1,116,049	2,507,901	1,391,852	125%
01 E-911	2,486,269	2,119,761	2,114,942	(4,819)	0%
01 ECONOMIC DEV & COMMUNITY RE	4,388,927	5,364,930	5,709,166	344,237	6%
01 EMERGENCY MANAGEMENT	988,366	459,843	425,049	(34,794)	-8%
01 HUMAN RESOURCES	842,824	840,510	964,623	124,113	15%
01 OFFICE OF ORGANIZATIONAL EX	133,744	245,541	149,238	(96,302)	-39%
01 TELECOMMUNICATIONS	2,481,373	2,709,426	2,938,539	229,113	8%
01 ADMINISTRATION DEPT Total	38,461,093	39,569,767	44,283,476	4,713,708	12%
02 CONSTITUTIONAL OFFICERS DEP					
02 CLERK OF THE COURT	2,748,837	2,634,250	3,049,151	414,901	16%
02 PROPERTY APPRAISER	5,479,696	5,632,844	5,799,069	166,225	3%
02 SHERIFF'S OFFICE	120,429,224	123,100,624	131,353,535	8,252,911	7%
02 SUPERVISOR OF ELECTIONS	3,937,137	2,515,558	2,821,189	305,631	12%
02 TAX COLLECTOR	6,980,408	7,434,694	7,985,977	551,283	7%
02 CONSTITUTIONAL OFFICERS DEP Total	139,575,301	141,317,970	151,008,921	9,690,951	7%
03 COURT SUPPORT DEPT					
03 ARTICLE V COURT TECHNOLOGY	955,349	1,082,776	1,111,177	28,401	3%
03 GUARDIAN AD LITEM	86,431	97,526	100,583	3,057	3%
03 JUDICIAL	286,072	246,396	445,902	199,506	81%
03 LAW LIBRARY	108,750	108,750	99,443	(9,307)	-9%
03 LEGAL AID	340,808	345,921	351,110	5,189	2%
03 COURT SUPPORT DEPT Total	1,777,411	1,881,369	2,108,215	226,846	12%
04 LEISURE SERVICES DEPT					
04 EXTENSION SERVICE	335,237	377,941	409,033	31,092	8%
04 GREENWAYS & NATURAL LANDS	3,711,581	4,786,066	4,458,871	(327,195)	-7%
04 LEISURE BUSINESS OFFICE	695,327	733,580	773,473	39,894	5%
04 LIBRARY SERVICES	5,461,799	5,897,694	5,836,583	(61,111)	-1%
04 PARKS & RECREATION	11,920,863	5,049,795	5,571,914	522,119	10%
04 LEISURE SERVICES DEPT Total	22,124,807	16,845,076	17,049,875	204,798	1%
05 FIRE DEPT					
05 CASSELBERRY EMS/FIRE	3,695,858	3,966,772	4,176,249	209,477	5%
05 EMERGENCY COMMUNICATIONS	2,312,974	2,344,929	2,805,559	460,630	20%
05 EMS PERFORMANCE MANAGEMENT	252,851	362,619	286,183	(76,436)	-21%
05 EMS/FIRE/RESCUE	49,321,108	56,231,824	55,351,498	(880,326)	-2%
05 FIRE BUSINESS OFFICE	85,043	-	-	-	-
05 FIRE PREVENTION BUREAU	763,346	861,904	1,032,563	170,659	20%
05 FIRE DEPT Total	56,431,180	63,768,048	63,652,051	(115,997)	0%
06 COMMUNITY SERVICES DEPT					
06 COUNTY ASSISTANCE PROGRAMS	9,935,902	10,488,051	11,707,486	1,219,435	12%
06 GRANT ASSISTANCE PROGRAMS	4,564,171	3,047,907	4,065,176	1,017,269	33%

BUDGET BY DEPARTMENT - PROGRAM

(EXCLUDES NON-DEPARTMENTAL, INTERNAL CHARGES & CONTRAS)	FY17 ACTUALS	FY18 ADOPTED BUDGET	FY19 ADOPTED BUDGET	VARIANCE	%
06 COMMUNITY SERVICES DEPT Total	14,500,073	13,535,957	15,772,662	2,236,704	17%
07 PUBLIC WORKS DEPT					
07 CAPITAL PROJECTS DELIVERY	50,096,158	48,337,477	37,212,796	(11,124,681)	-23%
07 DEVELOPMENT REVIEW ENGINEER	587,966	772,285	822,399	50,114	6%
07 ENGINEERING PROF SUPPORT	77,643	106,683	182,768	76,085	71%
07 FACILITIES	9,922,853	9,783,455	10,084,446	300,992	3%
07 FLEET MANAGEMENT	6,699,184	8,118,232	9,274,982	1,156,750	14%
07 LAND MANAGEMENT	203,211	270,969	280,700	9,730	4%
07 MOSQUITO CONTROL	1,721,968	1,205,986	784,255	(421,732)	-35%
07 PUBLIC WORKS BUSINESS OFFIC	462,481	491,514	502,112	10,598	2%
07 ROADS-STORMWATER R&M	8,351,166	9,322,227	10,310,889	988,662	11%
07 TRAFFIC OPERATIONS	4,305,960	4,996,873	5,342,442	345,570	7%
07 WATER QUALITY	1,071,202	1,134,975	1,111,617	(23,358)	-2%
07 PUBLIC WORKS DEPT Total	83,499,793	84,540,676	75,909,406	(8,631,271)	-10%
08 ES UTILITIES					
08 ES BUSINESS OFFICE	1,722,077	1,777,178	1,921,485	144,307	8%
08 UTILITIES ENGINEERING PROGR	20,833,816	38,721,236	47,179,376	8,458,140	22%
08 WASTEWATER OPERATIONS	10,839,090	12,361,633	14,333,170	1,971,537	16%
08 WATER OPERATIONS	31,321,877	13,181,645	13,948,174	766,530	6%
08 ES UTILITIES Total	64,716,860	66,041,692	77,382,206	11,340,514	17%
09 ES SOLID WASTE DEPT					
09 LANDFILL OPERATIONS PROGRAM	4,813,813	2,551,673	4,092,431	1,540,758	60%
09 SW-COMPLIANCE & PROGRAM MAN	5,114,563	3,208,301	3,309,001	100,700	3%
09 TRANSFER STATION	2,946,445	2,691,388	3,056,725	365,337	14%
09 ES SOLID WASTE DEPT Total	12,874,820	8,451,362	10,458,157	2,006,796	24%
11 DEVELOPMENT SERVICES DEPT					
11 BUILDING	2,915,295	3,467,371	4,757,017	1,289,646	37%
11 DEV SVCS BUSINESS OFFICE	435,316	599,625	600,260	634	0%
11 MASS TRANSIT PROGRAM (LYNX)	6,536,795	6,924,779	7,240,619	315,840	5%
11 PLANNING AND DEVELOPMENT	1,361,163	1,476,833	1,503,333	26,500	2%
11 DEVELOPMENT SERVICES DEPT Total	11,248,569	12,468,608	14,101,228	1,632,620	13%
14 INFORMATION SERVICES DEPT					
14 ENTERPRISE SOFTWARE DEVELOP	2,012,829	2,611,655	2,566,731	(44,924)	-2%
14 GEOGRAPHIC INFORMATION SYST	476,101	496,442	513,891	17,449	4%
14 IS BUSINESS OFFICE	372,008	373,416	359,567	(13,849)	-4%
14 NETWORK INFRASTRUCTURE SUPP	603,899	702,083	806,361	104,278	15%
14 TELEPHONE SUPPORT & MAINT	1,325,627	1,496,791	2,307,247	810,455	54%
14 WORKSTATION SUPPORT & MAINT	1,783,831	2,076,935	2,020,826	(56,109)	-3%
14 INFORMATION SERVICES DEPT Total	6,574,294	7,757,322	8,574,623	817,301	11%
18 RESOURCE MANAGEMENT DEPT					
18 CENTRAL CHARGES	12,943,531	13,402,863	12,901,561	(501,302)	-4%
18 MAIL SERVICES	298,847	451,687	452,182	495	0%
18 MSBU PROGRAM	16,886,530	19,581,346	20,002,573	421,228	2%
18 OFFICE OF MANAGEMENT & BUDG	647,927	891,403	1,167,576	276,173	31%
18 PRINTING SERVICES	89,919	139,432	174,803	35,371	25%

BUDGET BY DEPARTMENT - PROGRAM

(EXCLUDES NON-DEPARTMENTAL, INTERNAL CHARGES & CONTRAS)	FY17 ACTUALS	FY18 ADOPTED BUDGET	FY19 ADOPTED BUDGET	VARIANCE	%
18 PURCHASING AND CONTRACTS	1,053,401	1,114,540	1,161,120	46,580	4%
18 RECIPIENT AGENCY GRANTS	595,899	1,336,924	270,051	(1,066,873)	-80%
18 RESOURCE MGT - BUSINESS OFF	431,448	447,553	381,617	(65,935)	-15%
18 RISK MANAGEMENT	4,455,150	4,856,873	5,016,921	160,049	3%
18 RESOURCE MANAGEMENT DEPT Total	37,402,653	42,222,620	41,528,406	(694,214)	-2%
Grand Total	489,186,853	498,400,467	521,829,225	23,428,757	5%

SUMMARY OF USES BY OBJECT CLASSIFICATION - FUNCTION

This report identifies the amount budgeted for all expenditure classifications within each governmental function. Public Safety has the largest personal services budget (related to Fire/EMS) and transfers (for the Sheriff's Office). Other areas with large expenditures include Physical Environment operating costs (includes Water & Sewer and Solid Waste operations) and Physical Environment and Transportation capital improvement costs. Reserves are included in this report as a Use of funding but not an expenditure. 51% of the reserves are for Enterprise Funds, 13% are Fire Fund Reserves, and 36% are General Fund reserves.

OBJECT CLASS - FUNCTION	FY17 ACTUALS	FY18 ADOPTED BUDGET	FY19 ADOPTED BUDGET	VARIANCE	%
510 PERSONNEL SERVICES					
GENERAL GOVERNMENT	17,500,641	21,046,716	22,516,647	1,469,932	7%
PUBLIC SAFETY	51,064,633	54,900,241	57,263,346	2,363,105	4%
PHYSICAL ENVIRONMENT	14,187,594	15,690,695	16,517,143	826,448	5%
TRANSPORTATION	11,530,869	12,758,481	13,471,786	713,305	6%
ECONOMIC ENVIRONMENT	1,254,582	1,577,600	1,563,509	(14,091)	-1%
HUMAN SERVICES	1,890,310	2,169,347	2,659,520	490,173	23%
CULTURE/RECREATION	7,995,364	8,922,848	9,066,776	143,928	2%
COURT ADMINISTRATION	639,342	672,208	628,267	(43,941)	-7%
510 PERSONNEL SERVICES Total	106,063,336	117,738,137	123,686,995	5,948,858	5%
530 OPERATING EXPENDITURES					
GENERAL GOVERNMENT	42,154,152	46,059,810	48,546,307	2,486,497	5%
PUBLIC SAFETY	11,218,983	11,546,825	12,662,410	1,115,585	10%
PHYSICAL ENVIRONMENT	61,468,921	44,412,641	45,713,916	1,301,275	3%
TRANSPORTATION	4,366,368	5,171,800	5,165,122	(6,678)	0%
ECONOMIC ENVIRONMENT	2,546,207	2,849,531	2,802,454	(47,077)	-2%
HUMAN SERVICES	1,533,811	1,416,031	1,595,951	179,920	13%
CULTURE/RECREATION	4,977,257	5,642,652	5,835,580	192,928	3%
TRANSFERS	-	-	-	-	-
COURT ADMINISTRATION	1,220,630	1,016,066	1,157,024	140,958	14%
530 OPERATING EXPENDITURES Total	129,486,330	118,115,356	123,478,764	5,363,408	5%
540 INTERNAL SERVICE CHARGES					
GENERAL GOVERNMENT	4,105,285	8,408,665	8,111,309	(297,355)	-4%
PUBLIC SAFETY	10,776,240	10,471,931	10,659,957	188,026	2%
PHYSICAL ENVIRONMENT	7,492,353	7,781,454	6,786,485	(994,968)	-13%
TRANSPORTATION	3,817,245	8,561,836	8,195,731	(366,105)	-4%
ECONOMIC ENVIRONMENT	176,448	147,592	231,150	83,558	57%
HUMAN SERVICES	1,116,594	798,989	957,504	158,515	20%
CULTURE/RECREATION	2,476,670	2,303,769	2,180,933	(122,836)	-5%
COURT ADMINISTRATION	2,341,383	2,420,093	2,293,041	(127,052)	-5%
540 INTERNAL SERVICE CHARGES Total	32,302,219	40,894,329	39,416,110	(1,478,219)	-4%
550 COST ALLOCATION (CONTRA)					
GENERAL GOVERNMENT	(26,412,962)	(31,287,734)	(32,095,063)	(807,329)	3%
PUBLIC SAFETY	(1,343,157)	(1,996,387)	(1,998,654)	(2,267)	0%
PHYSICAL ENVIRONMENT	-	-	-	-	-
TRANSPORTATION	(2,992,829)	(4,090,483)	(4,260,061)	(169,578)	4%
HUMAN SERVICES	-	-	(423,000)	(423,000)	-
CULTURE/RECREATION	(538,660)	(631,170)	(639,332)	(8,162)	1%
550 COST ALLOCATION (CONTRA) Total	(31,287,608)	(38,005,774)	(39,416,110)	(1,410,337)	4%
560 CAPITAL OUTLAY					
GENERAL GOVERNMENT	622,398	539,875	3,684,592	3,144,717	582%
PUBLIC SAFETY	6,258,043	7,693,762	6,322,511	(1,371,251)	-18%
PHYSICAL ENVIRONMENT	10,842,257	17,230,831	28,563,827	11,332,996	66%
TRANSPORTATION	36,172,049	44,837,598	27,382,300	(17,455,298)	-39%
ECONOMIC ENVIRONMENT	-	59,581	56,546	(3,035)	-5%
HUMAN SERVICES	-	-	-	-	-
CULTURE/RECREATION	9,522,248	2,044,838	1,930,236	(114,602)	-6%

SUMMARY OF USES BY OBJECT CLASSIFICATION - FUNCTION

COURT ADMINISTRATION	-	16,000	327,062	311,062	1944%
560 CAPITAL OUTLAY Total	63,416,995	72,422,485	68,267,073	(4,155,412)	-6%
570 DEBT SERVICE					
GENERAL GOVERNMENT	200	-	-	-	
PUBLIC SAFETY	5,036,527	5,039,151	5,045,708	6,557	0%
PHYSICAL ENVIRONMENT	9,233,602	17,793,353	17,792,254	(1,099)	0%
ECONOMIC ENVIRONMENT	-	50,000	305,833	255,833	512%
CULTURE/RECREATION	1,673,741	1,639,200	1,641,450	2,250	0%
TRANSFERS	-	-	-	-	
COURT ADMINISTRATION	3,231,800	3,233,050	3,230,100	(2,950)	0%
570 DEBT SERVICE Total	19,175,871	27,754,754	28,015,345	260,591	1%
580 GRANTS & AIDS					
GENERAL GOVERNMENT	-	-	-	-	
PUBLIC SAFETY	467,193	1,037,436	167,748	(869,688)	-84%
PHYSICAL ENVIRONMENT	-	-	-	-	
TRANSPORTATION	17,405,835	7,682,644	14,940,619	7,257,975	94%
ECONOMIC ENVIRONMENT	4,754,829	3,892,917	2,866,013	(1,026,904)	-26%
HUMAN SERVICES	10,202,447	8,949,580	10,217,191	1,267,611	14%
CULTURE/RECREATION	145,614	134,738	137,282	2,544	2%
COURT ADMINISTRATION	513,338	518,451	514,333	(4,118)	-1%
580 GRANTS & AIDS Total	33,489,257	22,215,766	28,843,186	6,627,420	30%
590 INTERFUND TRANSFERS OUT					
GENERAL GOVERNMENT	-	-	-	-	
PUBLIC SAFETY	146,420	-	-	-	
PHYSICAL ENVIRONMENT	26,950	10,000	3,345	(6,655)	-67%
ECONOMIC ENVIRONMENT	-	-	-	-	
TRANSFERS	33,238,192	35,521,602	44,583,598	9,061,996	26%
590 INTERFUND TRANSFERS OUT Total	33,411,563	35,531,602	44,586,943	9,055,341	25%
596 TRANSFERS TO CONSTITUTIONA					
GENERAL GOVERNMENT	19,133,139	18,193,346	19,568,664	1,375,318	8%
PUBLIC SAFETY	116,650,329	120,550,624	128,563,624	8,013,000	7%
TRANSFERS	-	-	-	-	
596 TRANSFERS TO CONSTITUTIONA Total	135,783,468	138,743,970	148,132,288	9,388,318	7%
599 RESERVES					
PUBLIC SAFETY	-	-	2,228	2,228	
RESERVES	-	219,910,831	228,035,066	8,124,234	4%
599 RESERVES Total	-	219,910,831	228,037,294	8,126,462	4%
Grand Total	521,841,429	755,321,456	793,047,888	37,726,432	5%

* Includes Library Impact Fees/Books

OUTSIDE AGENCY FUNDING

Seminole County provides support to outside agencies to assist or enhance economic development, public transportation, cultural arts, public health and citizen quality of life. Below is a summary of the programs or agencies previously approved by the Board to receive General Fund support. The asterisked agencies are supported by special revenue funding dedicated for specified uses. A description of each agency identified is included for referencing and review of comparative amounts awarded over a three-year period. Amounts listed for FY 2018/19 are proposed amounts only and subject to change pursuant to Board direction.

Outside Agency	FY 2016/17 ADOPTED	FY 2017/18 ADOPTED	FY 2018/19 ADOPTED
* Central FL Sports Commission	\$332,634	\$100,000	\$100,000
* Central FL Zoo	\$225,000	\$325,000	\$355,000
Community Service Agencies	\$941,500	\$840,150	\$846,604
County Health Department	\$1,077,970	\$1,002,970	\$1,097,970
East Central Florida Regional Planning Council	\$74,537	\$93,822	\$94,999
Lynx	\$6,764,979	\$7,152,963	\$7,240,619
MetroPlan Orlando	\$171,339	\$173,986	\$176,218
Orlando Economic Partnership	\$406,490	\$406,490	\$406,490
Prospera	\$60,000	\$60,000	\$60,000
SCC Small Business	\$150,000	\$150,000	\$150,000
UCF Business Incubator	\$240,000	\$240,000	\$240,000
United Arts of Central Florida	\$133,703	\$134,738	\$137,282
	\$10,578,152	\$10,680,119	\$10,905,182

*Supported by Toursim Taxes

OUTSIDE AGENCY FUNDING

<u>FY 2016/17</u>	<u>FY 2017/18</u>	<u>FY 2018/19</u>
<u>Adopted</u>	<u>Adopted</u>	<u>Adopted</u>

<u>Central FL Sports Commission</u>	\$ 332,634	\$ 100,000	\$ 100,000
--------------------------------------------	-------------------	-------------------	-------------------

For over 20 years, the Sports Commission has served as our community’s clearinghouse for sports related events and associated activities. The Sports Commission has successfully worked with the staff of the Tourism Division to bring several events to Seminole County, by working with the following partners, National Collegiate Athletic Association (NCAA), Florida High School Athletic Association (FHSAA), US Club soccer, United States Adult Soccer Association, USA Rugby, Florida Sports Charitable Foundation, Elite Clubs National League, Independent Softball Association, Florida Travel Ball Baseball, Sunshine State Conference and Atlantic – 10 Conference. Seminole County is quickly becoming one of the premier sports events destinations, while generating significant economic windfalls. TEAM SEMINOLE was created by the partnership of the Seminole County Convention and Visitors Bureau (CVB), The Department of Leisure Services and the Sports Commission to work together to bring events to Seminole County.

<u>Central FL Zoo</u>	\$ 225,000	\$ 325,000	\$ 355,000
------------------------------	-------------------	-------------------	-------------------

The Central Florida Zoo is the largest and the busiest attraction in Seminole County. The Zoo’s Vision will empower our guests to respect, value and care for our natural resources, as we commit to contributing globally to the conservation and preservation of wildlife. As a regional resource in the Central Florida area and beyond, we will provide innovative and creative solutions through collaboration, practices and partnerships. The continued growth and development of the Zoo will further enhance its attraction to visitors outside the local community enabling us to bring national and international attention to the importance and ongoing efforts of wildlife sustainability.

<u>Community Service Agency Funding</u>	\$ 941,500	\$ 840,150	\$ 846,604
------------------------------------------------	-------------------	-------------------	-------------------

Funding awarded to various not-for-profit agencies, to provide a range of services locally including; food, clothing, shelter, medical attention, meal delivery, supervised visitation, child protection and other essential services. Agencies that were previously funded include Impower, Kids House, Meals on Wheels, Rescue Outreach Mission, Catholic Charities, Christian Sharing Center, Safehouse, Early Learning Coalition, Recovery House, Midway Safe Harbor, Legal Aid Society, SWOP, United Way (211 system), Lighthouse, Boys and Girls Clubs, Leadership Seminole, and Seniors First Allocations to Agencies are approved by the Board annually.

<u>County Health Department</u>	\$ 1,077,970	\$ 1,002,970	\$ 1,097,970
----------------------------------------	---------------------	---------------------	---------------------

The County contracts and works in partnership with the State Department of Health to provide comprehensive public health services to the citizens of Seminole County. The Health Department provides outreach, clinical assessment, treatment and referral services. Through its services the Health Department strives to improve the health of Seminole County residents by ensuring timely provision to medical services thereby increasing the quality of life. Through education, service delivery and local partnerships the residents and visitors of Seminole County will enjoy a healthy life. The staff monitors health status, and focuses on community health resources to improve health outcomes, participates in emergency readiness and response issues and provides health education. They also provide case management for some of the Community Assistance funding, which transitioned over to the Health Department in FY2009/10. In 2016, funding was approved for a mobile health unit to better serve the

OUTSIDE AGENCY FUNDING

<u>FY 2016/17</u>	<u>FY 2017/18</u>	<u>FY 2018/19</u>
<u>Adopted</u>	<u>Adopted</u>	<u>Adopted</u>

citizens of Seminole County.

<u>East Central Florida Regional Planning Council</u>	\$ 74,537	\$ 93,822	\$ 94,999
--------------------------------------------------------------	-----------	-----------	-----------

The East Central Florida Regional Planning Council (ECFRPC) exists as a function of state law to "promote cooperation among local units of government and provide for comprehensive planning for the region". It provides technical assistance as needed to local governments, reviews proposed comprehensive plan amendments of local governments for consistency with the state-mandated Regional Strategic Policy Plan, and serves as a mediator among local governments when there are disagreements about land use amendments with regional implications. The County's funding level for FY 2018/19 is approximately \$0.21 (twenty-one cents) per capita based on the estimated 2017 population of 454,757.

<u>Lynx</u>	\$ 6,764,979	\$ 7,152,963	\$ 7,240,619
--------------------	--------------	--------------	--------------

Lynx provides public transportation services to Seminole County via a fixed route system and an on demand Americans with Disabilities Act (ADA) Paratransit system to serve the disabled. Seminole county is one of four funding partners for this regional system that includes Orange County, City of Orlando and Osceola County.

The Mass Transit Program (LYNX) is designed to plan and pay for transit services Countywide. These services are provided through a contract between Seminole County and the Central Florida Regional Transportation Authority, aka LYNX. LYNX provides public transportation services to both the municipalities and the unincorporated area of Seminole County via a fixed-route system and an on demand Americans with Disabilities Act (ADA) Paratransit system to service the disabled. Total service funding requested of the County for Fiscal Year 2018/19 is \$7.2M.

	<u>FY 2016/17</u> <u>Actuals</u>	<u>FY 2017/18</u> <u>Adopted</u>	<u>FY 2018/19</u> <u>Adopted</u>
Funding Sources			
9th Cent Gas Tax	\$2,190,000	\$2,260,000	\$2,305,000
Miscellaneous Revenues			
CRA Funding	\$228,184	\$228,184	
General Fund Support	\$4,346,795	\$4,664,779	\$4,935,619
Total Funding Sources	\$6,764,979	\$7,152,963	\$7,240,619
Total County Funding Request			
LYNX Countywide Service Cost	\$6,978,879	\$7,366,863	\$7,454,519
Less: Altamonte Fixed Route cont.	(\$120,900)	(\$120,900)	(\$120,900)
Less: Sanford Fixed Route cont.	(\$93,000)	(\$93,000)	(\$93,000)
Total LYNX Funding Request to County	\$6,764,979	\$7,152,963	\$7,240,619

OUTSIDE AGENCY FUNDING

<u>FY 2016/17</u>	<u>FY 2017/18</u>	<u>FY 2018/19</u>
<u>Adopted</u>	<u>Adopted</u>	<u>Adopted</u>

MetroPlan Orlando

\$ 171,339	\$ 173,986	\$ 176,218
-------------------	-------------------	-------------------

Funding enables the organization to "support the functions necessary to achieve MetroPlan Orlando's role in planning and funding the Orlando Urban Area Transportation System". Member funding is set at a level allowing the MPO to provide the services and planning activities necessary to maintain certification by the Federal government and Florida Dept. of Transportation. This is currently funded through Public Works/Transportation Trust Fund at a level of approximately \$0.39 (thirty-nine cents) per capita based on the County's estimated 2017 population of 454,757.

Orlando Economic Partnership

\$ 406,490	\$ 406,490	\$ 406,490
-------------------	-------------------	-------------------

The Metro Orlando Economic Development Commission (EDC) promotes Seminole County as a location for business operations and economic development through its local, national and international marketing campaigns. The EDC serves as an information source for demographic, market, and property data. The Commission promotes Seminole County to the motion picture and television industry and coordinates the permitting activity to expedite the process. The EDC monitors and assists in the retention and expansion of local businesses. It employs an Economic Development Professional which is co-located with the County's Economic Development Business Development staff and the EDC serves as secretary to the Seminole County Industrial Development Authority. The County's funding level for FY 2018/19 is approximately \$0.89 (eighty-nine cents) per capita based on the County's estimated 2017 population of 454,757.

Prospera

\$ 60,000	\$ 60,000	\$ 60,000
------------------	------------------	------------------

Prospera (f.k.a. Hispanic Business Initiative Fund of Florida, Inc.) is a community-based non-profit organization. Funding supports the increase of Hispanic-owned businesses and economic growth overall in the County. Funding provides bilingual business development services to Seminole County businesses. These services are provided to businesses that are currently located within the County's tax district, businesses that are exploring relocating their existing business to Seminole County, and potential new businesses that will be based within the County. Services include: seminars and workshops, personalized business consulting, entrepreneurial grants, commercial loan facilitation, bilingual education assistance, and professional service support.

SCC Small Business Services

\$ 150,000	\$ 150,000	\$ 150,000
-------------------	-------------------	-------------------

The partnership with Seminole Community College provides for Small Business Development services, Seminole Advisory Board Council administration, and operation of the Technology Incubator located in the Port of Sanford. The incubator's clients have access to the same consulting services offered to the small business community as well as the on-site support needed to kick start their business venture. The Small Business Development Center provides assistance to the small business community with the development of business plans, marketing materials, bookkeeping services, and financial management advice. The Seminole Advisory Board Council coordinates customized boards for growing companies who need direction to take their company to the next level.

OUTSIDE AGENCY FUNDING

	<u>FY 2016/17</u>	<u>FY 2017/18</u>	<u>FY 2018/19</u>
	<u>Adopted</u>	<u>Adopted</u>	<u>Adopted</u>
<u>UCF Business Incubator – Winter Springs</u>	\$ 240,000	\$ 240,000	\$ 240,000

The University of Central Florida (UCF) Technology Incubator is a partnership between UCF, Seminole County, the City of Winter Springs, and the Florida High Tech Corridor Council. This partnership is to encourage job growth and economic development with later stage incubator companies.

<u>United Arts of Central Florida</u>	\$ 133,703	\$ 134,738	\$ 137,282
----------------------------------------------	-------------------	-------------------	-------------------

This agency facilitates the development and awareness of arts and cultural activity in Central Florida. The County appoints a voting member to the United Arts Board of Trustees. The County's funding level for FY 2018/19 is approximately \$0.30 (thirty cents) per capita based on the County's 2017 estimated population of 454,757. Funding agreements are renewed annually.

FY19 NEW GRANT AWARDS & CARRYFORWARD BUDGET

GRANT NAME	FUNDING SOURCE	GRANT FUNCTION & OBJECTIVES	GRANT TERM (START DATE & END DATE)	AWARD AMOUNT
COMMUNITY SERVICES				
HUD COMMUNITY DEVELOPMENT BLOCK GRANT (CDBG)	FEDERAL	The Community Development Block Grant (CDBG) program is a flexible program that provides Seminole County with resources to address a wide range of unique community development needs.	2018-OPEN	\$1,906,512
HOME GRANT	FEDERAL	The HOME Investment Partnerships Program (HOME) provides formula grants to States and localities that communities use - often in partnership with local nonprofit groups - to fund a wide range of activities including building, buying, and/or rehabilitating affordable housing for rent or homeownership or providing direct rental assistance to low-income people.	2 YEARS TO COMMIT FUNDS 5 YEARS TO SPEND FUNDS 10/1/2018-9/30/2023	\$734,777
EMERGENCY SHELTER	FEDERAL	ESG recipients and subrecipients use Emergency Shelter Grants Program funds to rehabilitate and operate emergency shelters and transitional shelters, provide essential social services, and prevent homelessness.	10/1/2018-9/30/2020	\$149,759
HUD SANFORD CDBG	FEDERAL	The Community Development Block Grant (CDBG) program is a flexible program that provides City of Sanford with resources to address a wide range of unique community development needs.	2018-OPEN	\$448,253
SHELTER PLUS CARE	OTHER	Shelter Plus Care (S+C) Program provides rental assistance in connection with matching supportive services. The S+C Program provides a variety of permanent housing choices, accompanied by a range of supportive services funded through other sources.	10/1/2018-9/30/2019	\$479,291
SHIP AFFORDABLE HOUSING	STATE	The State Housing Initiatives Partnership Program (SHIP) provides funds to local governments as an incentive to create partnerships that produce and preserve affordable homeownership and multifamily housing.	8/1/2018-7/30/2021	\$696,584
ESTIMATED GRANTS CARRY FORWARD FOR FY19		CDBG Block Grants, Home Grants, Emergency Shelter, CSBG Grant, Shelter Plus, NSP 1&3, CDBG Sanford, Permanent Supportive Housing, and SHIP		\$8,603,389
				DEPT TOTAL \$13,018,565
EMERGENCY MANAGEMENT				
EMERGENCY MANAGEMENT PREPAREDNESS AND ASSISTANCE GRANT (EMPA)	STATE	State funded grant for emergency management operational costs including equipment, training and exercises, travel and per diem, planning, and operations.	7/1/2017 - 6/30/2018	\$67,761
EMERGENCY MANAGEMENT PERFORMANCE GRANT PROGRAM (EMPG)	FEDERAL	Federally funds to support a comprehensive, all hazards emergency preparedness system. Provides resources required to support the National Preparedness Goal's associated mission areas and core capabilities.	7/1/2017 - 6/30/2018	\$77,784
HAZARDS ANALYSIS GRANT	STATE	State funded grant to support the planning for hazardous materials in the County.	9/1/2018 - 9/30/2019	\$16,673
HURRICANE SHELTER RETROFIT	STATE	State grant intended for mitigation enhancements to public emergency shelters.	8/22/2018 - 9/30/2019	\$1,430,000
STATE HOMELAND SECURITY	FEDERAL	State of Florida Homeland Security grant for maintenance on WebEOC software for Emergency Management	OCT 2018 - SEPT 2020	\$64,169
				DEPT TOTAL \$1,656,387
ENVIRONMENTAL SERVICES - UTILITIES				
ST. JOHNS RIVER WATER MANAGEMENT DISTRICT COST SHARE GRANT	STATE	SJRWMD cost share grant for Water Conservation software program.	10/1/2018	\$25,000
				DEPT TOTAL \$25,000
ENVIRONMENTAL SERVICES - SOLID WASTE				
FLORIDA FISH & WILDLIFE CONSERVATION BEAR-RESISTANT TRASH CAN PROGRAM	STATE	Funding to purchase Bear-resistant trash cans for residents of Seminole County. The program will also bring in an estimated \$45,193 in revenue to purchase additional cans.	12/1/2018	\$177,000
				DEPT TOTAL \$177,000
FIRE				
EMS TRUST FUND GRANT FY2019	STATE	Projects funded with EMS Trust Funds are for improving and expanding pre-hospital emergency medical services in Seminole County.	DECEMBER 2019	\$241,879
HAZMAT-UASI ESTIMATE	STATE	Projects funded with EMS Trust Funds are for improving and expanding pre-hospital emergency medical services in Seminole County.	FALL 2018	\$9,900
STATE HOMELAND SECURITY GRANT PROGRAM - FIRE ESTIMATE	STATE	Projects funded with the SHSG grant will provide for new equipment and sustainment of previously purchased grant equipment.	FALL 2018	\$86,920
CAD PROJECT	STATE	Computer Assisted Dispatch (CAD) State of Florida implementation grant.	JULY 2018 - JUNE 30, 2019	\$1,000,000
				DEPT TOTAL \$1,338,699

FY19 NEW GRANT AWARDS & CARRYFORWARD BUDGET

GRANT NAME	FUNDING SOURCE	GRANT FUNCTION & OBJECTIVES	GRANT TERM (START DATE & END DATE)	AWARD AMOUNT
LEISURE				
		The project involves mechanically treating approximately 35 acres of scrubby flatwoods at Geneva Wilderness Area and mechanically treating, installing and additional fire line and herbiciding approximately 67 acres at Lake Proctor Wilderness Area. The purpose of the project is to reduce vegetation height to be able to conduct a safe prescribed burn and to restore habitat for the state listed and federal species of special concern, the gopher tortoise. Mowing and buring in very overgrown scrub is more effective than chopping and buring in this plan community for providing more open areas for wiregrass recruitment and gopher tortoise burrows.		
US FISH & WILDLIFE SERVICES	FEDERAL		10/1/2018 - 9/30/2028	\$40,000
FLORIDA FISH & WILDLIFE SERVICES	STATE	Same as described above with funding coming from the State of Florida and the area of service will be in the Econ River Wilderness area.	10/19/18 to 6/30/2019	\$15,000
FLORIDA BOATING IMPROVEMENT GRANT	STATE	Grant to improve the Lake Monroe Wayside Park Boat Ramp that included Design/Engineering & Permitting along with Construction of the project.	NOVEMBER 2019	\$200,000
				DEPT TOTAL \$255,000
PUBLIC WORKS				
FLDACS MOSQUITO CONTROL	STATE	Florida Department of Agriculture State allocation to assist with County level Mosquito Control Program.	10/1/18 - 9/30/19	\$41,645
HMGP (MATTHEW) PUBLIC WORKS WIND RETROFIT	FEDERAL	FEMA-Hazard Mitigation Grant Program (HMGP) for Hurricane Matthew to retrofit the Public Works Administration building windows for hurricane protection.	10/1/2018	\$83,398
FEMA-HMGP (MATTHEW) - MULLET LAKE PARK DRAINAGE PROJECT	FEDERAL	FEMA-Hazard Mitigation Grant Program (HMGP) for Hurricane Matthew to relieve flooding for the Mullet Lake Park Drainage Project	10/1/2018	\$112,500
NRCS PROJECTS	FEDERAL	NRCS Projects - Lake Monroe, Lake Jesup, Econ River, Wekiva River, and Howell Creek water clean-up project from Hurricane Irma	8/1/2018 - 4/1/19	\$2,114,350
FDEP-FERTILIZER EDUCATION GRANT	STATE	Florida Department of Environment Protection Education Grant to promote the County's Fertilizer Ordinance.	FEBRUARY 2018 - JUNE 2019	\$74,421
ESTIMATED GRANTS CARRY FORWARD FOR FY19		FDOT Projects, Alton Drive Stormwater, and Lake Asher Grant		\$5,474,261
FEMA- HMGP (IRMA) GRANT APPLICATION	FEDERAL	The County has submitted seven drainage projects and one generator project for the FEMA-Hurricane Mitigation Grant Program (HMGP) (Irma) in August 2018. The total funding for these projects will fall within the amount allocated for HMGP Tier One funding and anticipated to be totally funding in FY19.	LATE SPRING SUMMER 2019	\$7,370,703
FRIENDS OF THE WEIKVA RIVER, INC. WILSON'S LANDING EROSION CONTROL AND RAIN GARDEN PROJECT	OTHER	Support project for the Wilson's Landing Erosion Control and Rain Gardent project from the Friends of the Wekiva River, Inc.	12/1/2018	\$20,000
				DEPT TOTAL \$15,291,278
RESOURCE MANAGEMENT				
SAMHSA PROBLEM SOLVING COURT GRANT	FEDERAL	SAMHSA Problem Solving Court Grant is a five year grant award funded each year for a total funding of \$1,955,008. The grant funds will be used to fund the Adult Drug Court and the Veterans Treatment Court.	9/30/2018 - 9/29/2023	\$387,920
ESTIMATED GRANTS CARRY FORWARD FOR FY19	STATE	This is the estimate of Carry Forward for the Reinvestment Grant that has two years remaining in grant funds. The BJA Adult Drug Court grant will carry forward and will have two years remaining in grant funds.	10/1/2017 - 9/30/2020	\$1,244,123
				DEPT TOTAL \$1,632,043
TOTAL COUNTY GRANTS FY19				\$33,393,972

TRANSFER SUMMARY

Transfers are internal transactions between individual funds of a governmental unit which are not repayable and are not considered charges for goods or services. These expenditures correspond to an equal amount of interfund revenue.

PROVIDING FUND	RECIPIENT FUND	FY18 ADOPTED BUDGET	FY19 ADOPTED BUDGET	PURPOSE
GENERAL FUND	FACILITIES PLANNED WORK FUND	600,000	164,800	FACILITIES MAINTENANCE
GENERAL FUND	FLEET REPLACEMENT FUND	0	1,918,476	VEHICLE REPLACEMENT
GENERAL FUND	TECHNOLOGY REPLACEMENT FUND	250,000	250,000	TECHNOLOGY REPLACEMENT
GENERAL FUND	BCC PROJECTS FUND	453,500	663,739	COUNTYWIDE CAPITAL PROJECTS
GENERAL FUND	NINTH-CENT FUEL TAX FUND	4,664,779	4,935,619	MASS TRANSIT
GENERAL FUND	ECONOMIC DEVELOPMENT	1,849,438	1,760,202	ECONOMIC DEVELOPMENT
GENERAL FUND	COURT SUPPORT TECHNOLOGY FEE (ARTV)	-	204,086	GENERAL FUND SUBSIDY FOR FUNDING FORMULA
GENERAL FUND	GENERAL REVENUE DEBT	1,548,432	1,542,509	DEBT SERVICE
GENERAL FUND	COUNTY SHARED REVENUE DEBT	1,741,494	1,745,724	DEBT SERVICE
GENERAL FUND	SALES TAX REVENUE BONDS	4,982,275	4,987,575	DEBT SERVICE
GENERAL FUND TOTAL		16,089,918	18,172,730	
BUILDING PROGRAM	GENERAL FUND	0	774,215	REPAYMENT OF GENERAL FUND SUBSIDY TO THE BUILDING FUND
STORMWATER FUND	GENERAL FUND	193,117	0	FINAL CLOSEOUT OF STORMWATER FUND
MSBU PROGRAM	MSBU LAKE ASHER AWC	10,000	1,800	FUND ADVANCE
MSBU PROGRAM	MSBU GRACE LAKE (LM/AWC)	0	1,545	FUND ADVANCE
TOURIST DEVELOPMENT FUND 3% TAX	GENERAL REVENUE DEBT 2014 - SPORTS COMPLEX/SOLDIER'S CREEK	1,639,200	1,641,450	DEBT SERVICE
TOURIST DEVELOPMENT FUND 3% TAX	SOLID WASTE FUND	300,000	300,000	SPORTS COMPLEX LIGHTING LOAN REPAYMENT
WATER AND SEWER OPERATING	WATER AND SEWER (OPERATING) CAPITAL	100,000	200,000	SOUTH SEMINOLE AND NORTH ORANGE COUNTY WASTEWATER TRANSMISSION AUTHORITY (SSNOCWTA)
WATER AND SEWER OPERATING	WATER AND SEWER (OPERATING) CAPITAL	15,208,971	21,558,241	FUNDING OF CAPITAL PROJECTS
SOLID WASTE FUND	LANDFILL MANAGEMENT ESCROW	590,396	536,962	LANDFILL CLOSURE
CONNECTION FEES - WATER	WATER AND SEWER FUND	500,000	500,000	CONNECTION FEES
CONNECTION FEES - SEWER	WATER AND SEWER FUND	900,000	900,000	CONNECTION FEES
TOTAL \$		35,531,602	\$ 44,586,943	

Policy Note: Budgeted transfer amounts reflect Board of County Commission approval for annual support to designated operations. Actual transfers are made based on operational activities, constrained by amounts approved by the Board of County Commission.

SUMMARY OF RESERVES

FUND MAJOR - FUND MINOR	FY18 ADOPTED BUDGET	FY19 ADOPTED BUDGET	VARIANCE	%
01 GENERAL FUNDS				
00100 GENERAL FUND				
<i>RESERVES FOR CONTINGENCY</i>	<i>21,378,307</i>	<i>22,657,727</i>	<i>1,279,420</i>	
<i>RESERVES FOR ECONOMIC STABILIZATION</i>	<i>30,488,242</i>	<i>35,472,985</i>	<i>4,984,743</i>	
GENERAL FUNDS RESERVES TOTAL	51,866,549	58,130,711	6,264,163	12%
00103 NATURAL LAND ENDOWMENT FUND	599,749	423,142	(176,607)	-29%
00108 FACILITIES MAINTENANCE FUND	72,795	116,888	44,093	61%
00109 FLEET REPLACEMENT FUND	242,248	282,328	40,080	17%
00111 TECHNOLOGY REPLACEMENT FUND	269,037	757,134	488,097	181%
13000 STORMWATER FUND	0	0	0	
13100 ECONOMIC DEVELOPMENT	0	0	0	
01 GENERAL FUNDS Total	53,050,378	59,710,203	6,659,825	13%
02 TRANSPORTATION FUNDS				
10101 TRANSPORTATION TRUST FUND	3,321,223	3,971,600	650,377	20%
11500 INFRASTRUCTURE TAX FUND	11,345,836	12,539,078	1,193,242	11%
11541 INFRASTRUCTURE-COUNTY COMMIS	2,873,224	3,926,832	1,053,608	37%
11560 2014 INFRASTRUCTURE SALES TAX	5,801,570	13,382,832	7,581,262	131%
12601 ARTERIAL-IMPACT FEE	(5,700,581)	(4,310,571)	1,390,010	-24%
12602 NORTH COLLECTOR-IMPACT FEE	2,129	9,355	7,226	339%
12603 WEST COLLECTOR-IMPACT FEE	198,000	483,998	285,998	144%
12604 EAST COLLECTOR-IMPACT FEE	365,849	243,522	(122,327)	-33%
12605 SOUTH CENTRAL-IMPACT FEE	(1,693,054)	(1,351,688)	341,366	-20%
02 TRANSPORTATION FUNDS Total	16,514,196	28,894,958	12,380,762	75%
03 FIRE DISTRICT FUNDS				
11200 FIRE PROTECTION FUND				
<i>RESERVES FOR CONTINGENCY</i>	<i>6,295,090</i>	<i>6,633,107</i>	<i>338,016</i>	
<i>RESERVES FOR CAPITAL IMPROVEMENTS</i>	<i>9,617,620</i>	<i>14,433,487</i>	<i>4,815,868</i>	
FIRE FUND RESERVE TOTAL	15,912,710	21,066,594	5,153,884	32%
11207 FIRE PROTECT FUND-CASSELBERRY	0	0	0	
12801 FIRE/RESCUE-IMPACT FEE	0	197,000	197,000	
03 FIRE DISTRICT FUNDS Total	15,912,710	21,263,594	5,350,884	34%
04 SPECIAL REVENUE FUNDS				
00104 BOATING IMPROVEMENT FUND	240,969	102,674	(138,295)	-57%
10400 BUILDING PROGRAM	2,962,102	1,664,129	(1,297,973)	-44%
11000 TOURISM PARKS 1,2,3 CENT FUND	1,939,938	2,905,780	965,841	50%
11001 TOURISM SPORTS 4 & 6 CENT FUND	894,029	1,442,016	547,987	61%
11400 COURT SUPP TECH FEE (ARTV)	112,848	112,848	0	0%
12302 TEEN COURT	69,709	27,703	(42,006)	-60%
12500 EMERGENCY 911 FUND	3,707,696	4,121,920	414,224	11%
12802 LAW ENFORCEMENT-IMPACT FEE	0	2,228	2,228	
12804 LIBRARY-IMPACT FEE	0	0	0	
13300 17/92 REDEVELOPMENT TI FUND	11,620,429	0	(11,620,429)	-100%
15000 MSBU STREET LIGHTING	500,000	450,000	(50,000)	-10%
15100 MSBU RESIDENTIAL SOLID WASTE	4,895,000	4,972,350	77,350	2%
16000 MSBU PROGRAM	1,475,977	141,375	(1,334,602)	-90%
04 SPECIAL REVENUE FUNDS Total	28,418,698	15,943,022	(12,475,676)	-44%
05 DEBT SERVICE FUNDS				
22500 SALES TAX BONDS	0	0	0	

SUMMARY OF RESERVES

FUND MAJOR - FUND MINOR	FY18 ADOPTED BUDGET	FY19 ADOPTED BUDGET	VARIANCE	%
05 DEBT SERVICE FUNDS Total	0	0	0	
06 CAPITAL FUNDS				
30600 INFRASTRUCTURE IMP OP FUND	0	577,136	577,136	
30700 SPORTS COMPLEX/SOLDIERS CREEK	0	0	0	
32100 NATURAL LANDS/TRAILS	477,017	778,927	301,910	63%
32200 COURTHOUSE PROJECTS FUND	0	0	0	
06 CAPITAL FUNDS Total	477,017	1,356,063	879,046	184%
07 ENTERPRISE FUNDS				
40100 WATER AND SEWER FUND	19,223,527	18,277,507	(946,020)	-5%
40102 CONNECTION FEES-WATER	238,199	805,247	567,048	238%
40103 CONNECTION FEES-SEWER	1,784,793	905,495	(879,298)	-49%
40105 WATER & SEWER BONDS, SERIES 20	5,240	15,152	9,912	189%
40106 2010 BOND SERIES	2,729	16,212	13,483	494%
40107 WATER & SEWER DEBT SERVICE RES	18,121,674	18,121,674	0	0%
40108 WATER & SEWER CAPITAL IMPROVEM	3,057,187	2,836,187	(221,000)	-7%
40201 SOLID WASTE FUND	26,784,317	21,161,580	(5,622,737)	-21%
40204 LANDFILL MANAGEMENT ESCROW	20,112,740	21,464,016	1,351,276	7%
07 ENTERPRISE FUNDS Total	89,330,406	83,603,069	(5,727,337)	-6%
08 INTERNAL SERVICE FUNDS				
50100 PROPERTY/CASUALTY INSURANCE FU	5,126,663	5,392,313	265,650	5%
50200 WORKERS COMPENSATION FUND	4,722,554	5,040,111	317,557	7%
50300 HEALTH INSURANCE FUND	6,358,210	6,833,960	475,750	7%
08 INTERNAL SERVICE FUNDS Total	16,207,427	17,266,385	1,058,958	7%
Grand Total	219,910,831	228,037,294	8,126,462	4%

COUNTYWIDE BUDGET DETAIL

Overview

The Countywide Budget Detail Section provides detailed information by individual Fund (General Fund, Fire Fund, Transportation Trust Fund, etc), versus a Countywide view and provides comparisons to the prior year's adopted budget. The detail of Sources, at the fund level, is presented by source type and object account. The Expenditure Summary by Fund/Program reflects the uses of each fund by the program of services provided. The Budget Comparison by Fund report provides a summary of revenues, expenditures, and fund balance for each fund reflected. The Beginning Fund balance and budgeted reserve amount are shown in the Fund Balance section and the Change in Fund total demonstrates the net change in the fund which is typically the amount of fund balance utilized to offset a revenue shortfall.

DETAIL OF SOURCES BY FUND

FUND NAME - OBJECT ACCOUNT	FY17 ADOPTED BUDGET	FY18 ADOPTED BUDGET	FY19 ADOPTED BUDGET	VARIANCE
00100 GENERAL FUND				
311100 AD VALOREM-CURRENT	133,940,948	143,582,626	154,947,566	11,364,940
311200 AD VALOREM-DELINQUENT	190,000	100,000	125,000	25,000
314100 UTILITY TAX-ELECTRICITY	5,200,000	5,200,000	5,400,000	200,000
314300 UTILITY TAX-WATER	1,250,000	1,300,000	1,420,000	120,000
314400 UTILITY TAX-GAS	135,000	135,000	20,000	(115,000)
314700 UTILITY TAX-FUEL OIL	300	300	300	-
314800 UTILITY TAX-PROPANE	100,000	100,000	230,000	130,000
315100 COMMUNICATION SERVICE TAX	6,800,000	5,900,000	5,700,000	(200,000)
316100 PROF/OCCUPATION/LOCAL BUS TAX	500,000	500,000	500,000	-
329170 ARBOR PERMIT	10,000	10,000	7,000	(3,000)
329180 DREDGE/FILL PERMIT	1,500	-	-	-
329190 ABANDONED PROPERTY REGISTRATIO	120,000	150,000	150,000	-
331510 DISASTER RELIEF (FEMA)	-	500,000	-	(500,000)
334710 AID TO LIBRARIES	128,318	150,000	165,000	15,000
335120 STATE REVENUE SHARING	10,063,000	10,140,000	10,445,000	305,000
335130 INSURANCE AGENTS LICENSE	135,000	135,000	120,000	(15,000)
335140 MOBILE HOME LICENSES	33,000	33,000	33,000	-
335150 ALCOHOLIC BEVERAGE	135,000	140,000	140,000	-
335160 PARI-MUTUAL DISTRIBUTION	446,500	446,500	446,500	-
335180 HALF-CENT STATE SALES TAX	25,132,000	25,885,960	26,665,000	779,040
337300 NPDES CITIES	24,000	23,070	27,000	3,930
337900 LOCAL GRANTS & AIDS	40,000	47,000	47,000	-
341200 ZONING FEES	350,000	400,000	400,000	-
341320 SCHOOL ADMIN FEE	120,000	150,000	150,000	-
341359 ADMIN FEE - MSBU FUNDS	11,300	11,300	1,800	(9,500)
341520 SHERIFFS FEES	531,500	530,000	469,000	(61,000)
341910 ADDRESSING FEES	15,000	15,000	20,000	5,000
342100 REIMBURSEMENT - SHERIFF	2,999,404	3,202,000	4,816,356	1,614,356
342320 HOUSING OF PRISONERS-FED	2,817,500	2,616,000	2,649,000	33,000
342330 INMATE FEES	232,000	232,000	317,000	85,000
342390 HOUSING OF PRISONER-OTHER	45,000	45,000	35,000	(10,000)
342430 EMERGENCY MGMT REVIEW FEE	5,000	5,000	4,000	(1,000)
342530 SHERIFF - IRON BRIDGE	217,600	223,584	227,200	3,616
342560 ENGINEERING	300,000	350,000	500,000	150,000
342910 INMPOUND/IMMOBILIZATION	15,000	15,000	10,000	(5,000)
342920 SUPERVISOR - PAY	25,000	25,000	25,000	-
343901 TOWER COMM FEES	136,000	136,000	120,000	(16,000)
343902 FIBER WAN FEES	15,000	20,000	20,000	-
343904 SVC CHGS-OTH PHYSICAL ENVIRON	53,000	53,000	53,000	-
346400 ANIMAL CONTROL	210,000	210,000	210,000	-
347200 PARKS AND RECREATION	2,387,778	2,465,031	2,152,700	(312,331)
347201 PASSIVE PARKS AND TRAILS	30,000	30,000	30,000	-
347301 MUSEUM FEES	2,000	2,000	2,000	-
348880 SUPERVISION - PROBATION	650,000	500,000	525,000	25,000
348921 COURT INNOVATIONS	108,750	108,750	100,000	(8,750)
348922 LEGAL AID	108,750	108,750	100,000	(8,750)
348923 LAW LIBRARY	108,750	108,750	100,000	(8,750)
348924 JUVENILE ALTERNATIVE PROGRAMS	108,750	108,750	100,000	(8,750)
348930 STATE COURT FACILITY SURCHARGE	1,625,000	1,300,000	1,350,000	50,000
348993 CRIME PREVENTION	52,000	52,000	46,000	(6,000)
349100 SERVICE CHARGE-AGENCIES	75,000	75,000	75,000	-

DETAIL OF SOURCES BY FUND

FUND NAME - OBJECT ACCOUNT	FY17 ADOPTED BUDGET	FY18 ADOPTED BUDGET	FY19 ADOPTED BUDGET	VARIANCE
349200 CONCURRENCY REVIEW	20,000	20,000	20,000	-
351500 TRAFFIC CT PARKING FINES	10,000	10,000	2,500	(7,500)
351700 Intergovt Radio Program	450,000	450,000	450,000	-
352100 LIBRARY	139,000	139,000	139,000	-
354200 CODE ENFORCEMENT	150,000	150,000	150,000	-
359901 ADULT DIVERSION	375,000	260,000	260,000	-
359902 COMMUNITY SVC INSURANCE	11,000	11,000	4,000	(7,000)
361100 INTEREST ON INVESTMENTS	200,000	1,200,000	1,500,000	300,000
361133 INTEREST-SHERIFF	1,000	1,000	35,644	34,644
362100 RENTS AND ROYALTIES	52,000	52,000	52,000	-
364100 FIXED ASSET SALE PROCEEDS	20,000	50,000	50,000	-
366101 CONTRIBUTIONS PORT AUTHORITY	500,000	700,000	700,000	-
369900 MISCELLANEOUS-OTHER	170,000	170,000	170,000	-
369910 COPYING FEES	52,500	52,500	52,500	-
369911 MAPS AND PUBLICATIONS	200	200	200	-
369912 MISCELLANEOUS - SHERIFF	636,000	636,000	720,000	84,000
369920 MISCELLANEOUS-ELECTION	4,000	4,000	4,000	-
369925 CC CONVENIENCE FEES	16,000	16,000	16,000	-
369930 REIMBURSEMENTS	100,000	100,000	100,000	-
369940 REIMBURSEMENTS - RADIOS	115,000	115,000	115,000	-
381100 TRANSFER	-	193,117	774,215	581,098
386200 EXCESS FEES-CLERK	300,000	-	-	-
386300 EXCESS FEES-SHERIFF	100,000	-	-	-
386400 EXCESS FEES-TAX COLLECTOR	4,500,000	1,850,000	600,000	(1,250,000)
386500 EXCESS FEES-PROP APPRAISER	-	-	20,000	20,000
386700 EXCESS FEES SUPERVISOR OF ELEC	400,000	220,000	220,000	-
399999 BEGINNING FUND BALANCE	51,256,789	51,817,870	58,046,273	6,228,403
00100 GENERAL FUND Total	257,318,137	265,794,058	285,397,754	19,603,696

00101 POLICE EDUCATION FUND

348992 POLICE ED \$2 ASSESS	40,000	40,000	40,000	-
348995 CRIM JUSTICE ED \$2.50	130,000	110,000	110,000	-
399999 BEGINNING FUND BALANCE	30,000	-	-	-
00101 POLICE EDUCATION FUND Total	200,000	150,000	150,000	-

00103 NATURAL LAND ENDOWMENT FUND

347201 PASSIVE PARKS AND TRAILS	25,000	25,000	15,000	(10,000)
347501 YARBOROUGH NATURE CENTER	15,000	15,000	20,000	5,000
361100 INTEREST ON INVESTMENTS	2,500	2,500	2,500	-
362100 RENTS AND ROYALTIES	12,200	12,200	12,200	-
399999 BEGINNING FUND BALANCE	762,848	729,029	650,422	(78,607)
00103 NATURAL LAND ENDOWMENT FUND Total	817,548	783,729	700,122	(83,607)

00104 BOATING IMPROVEMENT FUND

335710 BOATING IMPROVEMENT FEES	83,000	85,000	85,000	-
399999 BEGINNING FUND BALANCE	325,282	217,969	205,174	(12,795)
00104 BOATING IMPROVEMENT FUND Total	408,282	302,969	290,174	(12,795)

00108 FACILITIES MAINTENANCE FUND

381100 TRANSFER	850,000	600,000	164,800	(435,200)
399999 BEGINNING FUND BALANCE	12,808	24,996	183,988	158,992

DETAIL OF SOURCES BY FUND

FUND NAME - OBJECT ACCOUNT	FY17 ADOPTED BUDGET	FY18 ADOPTED BUDGET	FY19 ADOPTED BUDGET	VARIANCE
00108 FACILITIES MAINTENANCE FUND Total	862,808	624,996	348,788	(276,208)

00109 FLEET REPLACEMENT FUND

381100 TRANSFER	289,531	-	1,918,476	1,918,476
399999 BEGINNING FUND BALANCE	761,888	453,581	254,775	(198,806)
00109 FLEET REPLACEMENT FUND Total	1,051,419	453,581	2,173,251	1,719,670

00110 ADULT DRUG COURT GRANT FUND

331820 ADULT DRUG COURT	324,996	324,996	443,321	118,325
00110 ADULT DRUG COURT GRANT FUND Total	324,996	324,996	443,321	118,325

00111 TECHNOLOGY REPLACEMENT FUND

341210 INTERNAL SERVICE FEES	304,800	-	-	-
341920 NETWORK FEES	-	13,272	-	(13,272)
381100 TRANSFER	202,116	250,000	250,000	-
399999 BEGINNING FUND BALANCE	450,677	17,854	507,396	489,542
00111 TECHNOLOGY REPLACEMENT FUND Total	957,593	281,126	757,396	476,270

00112 BCC PROJECTS

381100 TRANSFER	-	453,500	663,739	210,239
00112 BCC PROJECTS Total	-	453,500	663,739	210,239

10101 TRANSPORTATION TRUST FUND

311100 AD VALOREM-CURRENT	1,571,931	1,670,697	1,775,333	104,636
311200 AD VALOREM-DELINQUENT	1,500	1,500	1,500	-
312410 1/6 CENT LOCAL OPTION GAS TAX	7,750,000	8,226,300	8,391,000	164,700
312415 LOCAL ALTERNATIVE FUEL TAX	2,500	2,500	2,500	-
331510 DISASTER RELIEF (FEMA)	-	450,000	-	(450,000)
335491 CONSTITUTIONAL GAS TAX	3,600,000	3,885,000	3,963,000	78,000
335492 COUNTY GAS TAX	1,660,000	1,734,000	1,769,000	35,000
335493 MOTOR FUEL TAX	135,000	135,000	135,000	-
342560 ENGINEERING	36,865	36,865	36,865	-
344910 SIGNALS/CHARGES FOR SERVICES	898,903	1,080,984	1,106,701	25,717
344920 FIBER CONSTRUCTION AND MAINT	373,754	384,389	394,000	9,611
369900 MISCELLANEOUS-OTHER	40,000	40,000	40,000	-
369930 REIMBURSEMENTS	10,000	10,000	10,000	-
399999 BEGINNING FUND BALANCE	2,505,724	4,190,903	5,575,511	1,384,608
10101 TRANSPORTATION TRUST FUND Total	18,586,177	21,848,138	23,200,410	1,352,272

10102 NINTH-CENT FUEL TAX FUND

312300 COUNTY VOTED GAS TAX	2,190,000	2,260,000	2,305,000	45,000
381100 TRANSFER	4,346,795	4,664,779	4,935,619	270,840
10102 NINTH-CENT FUEL TAX FUND Total	6,536,795	6,924,779	7,240,619	315,840

10400 BUILDING PROGRAM

322100 BUILDING PERMITS	2,300,000	2,400,000	3,000,000	600,000
322102 ELECTRICAL	310,000	350,000	400,000	50,000
322103 PLUMBING	215,000	240,000	240,000	-
322104 MECHANICAL	255,000	275,000	300,000	25,000
322106 WELLS	8,500	9,000	-	(9,000)

DETAIL OF SOURCES BY FUND

FUND NAME - OBJECT ACCOUNT	FY17 ADOPTED BUDGET	FY18 ADOPTED BUDGET	FY19 ADOPTED BUDGET	VARIANCE
322107 SIGNS	30,000	30,000	30,000	-
322108 GAS	55,000	55,000	55,000	-
342516 AFTER HOURS INSPECTIONS	80,000	65,000	100,000	35,000
342590 REINSPECTIONS	210,000	210,000	250,000	40,000
349210 FLOOD ZONE REVIEW	6,000	6,000	6,000	-
361100 INTEREST ON INVESTMENTS	4,500	40,000	100,000	60,000
364100 FIXED ASSET SALE PROCEEDS	1,500	1,500	1,500	-
369900 MISCELLANEOUS-OTHER	120,000	120,000	120,000	-
369910 COPYING FEES	2,500	2,500	2,500	-
369925 CC CONVENIENCE FEES	30,000	40,000	60,000	20,000
399999 BEGINNING FUND BALANCE	2,551,688	3,007,550	3,143,992	136,442
10400 BUILDING PROGRAM Total	6,179,688	6,851,550	7,808,992	957,442

11200 FIRE PROTECTION FUND

311100 AD VALOREM-CURRENT	43,588,691	55,515,902	58,986,065	3,470,163
311200 AD VALOREM-DELINQUENT	45,000	45,000	35,000	(10,000)
331510 DISASTER RELIEF (FEMA)	-	300,000	-	(300,000)
335210 FIREFIGHTERS SUPPLEMENT	110,000	110,000	120,000	10,000
342600 PUBLIC SAFETY - FIRE PERMITS	90,000	90,000	200,000	110,000
342605 FIRE PERMITS-WS	15,000	15,000	15,000	-
342610 AMBULANCE TRANSPORT FEES	6,125,000	6,300,000	5,800,000	(500,000)
342630 FIRE INSPECTION FEES	5,000	5,000	10,000	5,000
342930 TRAINING CENTER FEE	100,000	100,000	135,000	35,000
361100 INTEREST ON INVESTMENTS	45,000	300,000	800,000	500,000
364100 FIXED ASSET SALE PROCEEDS	-	-	60,000	60,000
369900 MISCELLANEOUS-OTHER	75,000	75,000	75,000	-
369930 REIMBURSEMENTS	-	45,000	45,000	-
386400 EXCESS FEES-TAX COLLECTOR	50,000	50,000	50,000	-
399999 BEGINNING FUND BALANCE	19,302,334	14,233,937	19,207,945	4,974,008
11200 FIRE PROTECTION FUND Total	69,551,025	77,184,839	85,539,010	8,354,171

11207 FIRE PROTECT FUND-CASSELBERRY

311100 AD VALOREM-CURRENT	2,712,828	3,219,322	4,074,255	854,933
335210 FIREFIGHTERS SUPPLEMENT	10,000	19,800	19,800	-
342210 FIRE/EMS SERVICES	896,463	295,600	36,900	(258,700)
342600 PUBLIC SAFETY - FIRE PERMITS	25,000	35,000	15,000	(20,000)
342610 AMBULANCE TRANSPORT FEES	500,000	800,000	565,000	(235,000)
361100 INTEREST ON INVESTMENTS	-	-	20,000	20,000
369900 MISCELLANEOUS-OTHER	7,500	7,500	1,000	(6,500)
399999 BEGINNING FUND BALANCE	-	210,000	-	(210,000)
11207 FIRE PROTECT FUND-CASSELBERRY Total	4,151,791	4,587,222	4,731,955	144,733

11400 COURT SUPP TECH FEE (ARTV)

341160 COURT TECH FEE \$2	675,000	720,000	715,000	(5,000)
381100 TRANSFER	-	-	204,086	204,086
399999 BEGINNING FUND BALANCE	664,208	475,624	304,939	(170,685)
11400 COURT SUPP TECH FEE (ARTV) Total	1,339,208	1,195,624	1,224,025	28,401

11500 INFRASTRUCTURE TAX FUND

361100 INTEREST ON INVESTMENTS	-	-	600,000	600,000
399999 BEGINNING FUND BALANCE	21,836,638	16,345,836	12,159,078	(4,186,758)

DETAIL OF SOURCES BY FUND

FUND NAME - OBJECT ACCOUNT	FY17 ADOPTED BUDGET	FY18 ADOPTED BUDGET	FY19 ADOPTED BUDGET	VARIANCE
11500 INFRASTRUCTURE TAX FUND Total	21,836,638	16,345,836	12,759,078	(3,586,758)

11541 INFRASTRUCTURE-COUNTY COMMIS

361100 INTEREST ON INVESTMENTS	-	-	700,000	700,000
399999 BEGINNING FUND BALANCE	5,170,000	4,086,324	3,491,472	(594,852)
11541 INFRASTRUCTURE-COUNTY COMMIS Total	5,170,000	4,086,324	4,191,472	105,148

11560 2014 INFRASTRUCTURE SALES TAX

312600 DISCRETIONARY SALES SURTAX	39,343,116	41,175,692	42,411,000	1,235,308
361100 INTEREST ON INVESTMENTS	-	500,000	1,200,000	700,000
399999 BEGINNING FUND BALANCE	6,688,290	10,802,174	8,072,293	(2,729,881)
11560 2014 INFRASTRUCTURE SALES TAX Total	46,031,406	52,477,866	51,683,293	(794,573)

11901 COMMUNITY DEVELOPMEN BLK GRANT

331540 COMMUNITY DEVELPMNT BLK GT	1,654,887	1,665,154	1,906,512	241,358
11901 COMMUNITY DEVELOPMEN BLK GRANT Total	1,654,887	1,665,154	1,906,512	241,358

11902 HOME PROGRAM GRANT

331590 HOME PROGRAM	497,897	496,754	734,777	238,023
11902 HOME PROGRAM GRANT Total	497,897	496,754	734,777	238,023

11904 EMERGENCY SHELTER GRANTS

331550 EMERGENCY SHELTER GRANT	151,092	148,985	149,759	774
11904 EMERGENCY SHELTER GRANTS Total	151,092	148,985	149,759	774

11905 COMMUNITY SVC BLOCK GRANT

331690 FEDERAL GRANT HUMAN SERVICES	41,931	43,561	30,000	(13,561)
11905 COMMUNITY SVC BLOCK GRANT Total	41,931	43,561	30,000	(13,561)

11908 DISASTER PREPAREDNESS

331230 EMERGENCY MANAGEMENT	31,885	41,056	-	(41,056)
11908 DISASTER PREPAREDNESS Total	31,885	41,056	-	(41,056)

11909 MOSQUITO CONTROL GRANT

334697 MOSQUITO CONTROL GRANT	502,468	502,468	41,646	(460,822)
11909 MOSQUITO CONTROL GRANT Total	502,468	502,468	41,646	(460,822)

11917 LEISURE SERVICES GRANTS

334392 OTHER PHYSICAL ENVIRONMENT	-	-	40,000	40,000
11917 LEISURE SERVICES GRANTS Total	-	-	40,000	40,000

11919 COMMUNITY SVC GRANTS

331550 EMERGENCY SHELTER GRANT	479,291	479,291	479,291	-
11919 COMMUNITY SVC GRANTS Total	479,291	479,291	479,291	-

11920 NEIGHBOR STABIL PROGRAM GRANT

331570 NEIGHBORHOOD STABILIZATION	31,402	42,295	10,000	(32,295)
11920 NEIGHBOR STABIL PROGRAM GRANT Total	31,402	42,295	10,000	(32,295)

DETAIL OF SOURCES BY FUND

FUND NAME - OBJECT ACCOUNT	FY17 ADOPTED BUDGET	FY18 ADOPTED BUDGET	FY19 ADOPTED BUDGET	VARIANCE
11925 DCF REINVESTMENT GRANT FUND				
334690 PROSECUTION ALTERNATIVE	-	1,200,000	47,313	(1,152,687)
11925 DCF REINVESTMENT GRANT FUND Total	-	1,200,000	47,313	(1,152,687)
11926 CITY OF SANFORD CDBG				
331540 COMMUNITY DEVELOPMNT BLK GT	414,546	401,643	448,253	46,610
11926 CITY OF SANFORD CDBG Total	414,546	401,643	448,253	46,610
11930 RESOURCE MANAGEMENT GRANTS				
331825 VETERANS TREATMENT COURT	21,746	22,535	-	(22,535)
11930 RESOURCE MANAGEMENT GRANTS Total	21,746	22,535	-	(22,535)
12015 SHIP AFFORDABLE HOUSING 14/15				
335520 SHIP PROGRAM REVENUE	31,402	-	-	-
12015 SHIP AFFORDABLE HOUSING 14/15 Total	31,402	-	-	-
12017 SHIP AFFORDABLE HOUSING 16/17				
335520 SHIP PROGRAM REVENUE	2,450,135	42,600	-	(42,600)
12017 SHIP AFFORDABLE HOUSING 16/17 Total	2,450,135	42,600	-	(42,600)
12018 SHIP AFFORDABLE HOUSING 17/18				
335520 SHIP PROGRAM REVENUE	-	-	33,000	33,000
12018 SHIP AFFORDABLE HOUSING 17/18 Total	-	-	33,000	33,000
12200 ARBOR VIOLATION TRUST FUND				
354410 ARBOR VIOLATION	8,000	8,000	-	(8,000)
361100 INTEREST ON INVESTMENTS	-	-	2,000	2,000
399999 BEGINNING FUND BALANCE	140,281	140,669	143,697	3,028
12200 ARBOR VIOLATION TRUST FUND Total	148,281	148,669	145,697	(2,972)
12300 ALCOHOL/DRUG ABUSE FUND				
348994 TRAFFIC SURCHG DRUG ABUSE TRUS	60,000	69,000	69,000	-
399999 BEGINNING FUND BALANCE	88,169	118,306	118,306	-
12300 ALCOHOL/DRUG ABUSE FUND Total	148,169	187,306	187,306	-
12302 TEEN COURT				
348991 TEEN COURT \$3	142,000	125,000	125,000	-
399999 BEGINNING FUND BALANCE	95,776	112,464	70,154	(42,310)
12302 TEEN COURT Total	237,776	237,464	195,154	(42,310)
12500 EMERGENCY 911 FUND				
335220 E911 WIRELESS	1,500,000	1,500,000	1,550,000	50,000
335225 E911 NON WIRELESS	500,000	500,000	500,000	-
399999 BEGINNING FUND BALANCE	3,031,843	3,710,710	4,242,938	532,228
12500 EMERGENCY 911 FUND Total	5,031,843	5,710,710	6,292,938	582,228
12601 ARTERIAL-IMPACT FEE				

DETAIL OF SOURCES BY FUND

FUND NAME - OBJECT ACCOUNT	FY17 ADOPTED BUDGET	FY18 ADOPTED BUDGET	FY19 ADOPTED BUDGET	VARIANCE
324310 IMPACT FEES RESID TRANSPORTATI	500,000	525,000	607,000	82,000
324320 IMPACT FEES COMM TRANSPORTATI	1,200,000	1,260,000	1,624,000	364,000
399999 BEGINNING FUND BALANCE	(11,869,934)	(7,485,581)	(6,541,571)	944,010
12601 ARTERIAL-IMPACT FEE Total	(10,169,934)	(5,700,581)	(4,310,571)	1,390,010

12602 NORTH COLLECTOR-IMPACT FEE

361100 INTEREST ON INVESTMENTS	2,000	2,000	2,000	-
399999 BEGINNING FUND BALANCE	62,176	64,305	7,355	(56,950)
12602 NORTH COLLECTOR-IMPACT FEE Total	64,176	66,305	9,355	(56,950)

12603 WEST COLLECTOR-IMPACT FEE

324310 IMPACT FEES RESID TRANSPORTATI	25,000	25,000	27,000	2,000
324320 IMPACT FEES COMM TRANSPORTATI	250,000	250,000	329,000	79,000
399999 BEGINNING FUND BALANCE	(600,508)	(77,000)	127,998	204,998
12603 WEST COLLECTOR-IMPACT FEE Total	(325,508)	198,000	483,998	285,998

12604 EAST COLLECTOR-IMPACT FEE

324310 IMPACT FEES RESID TRANSPORTATI	30,000	31,500	60,000	28,500
324320 IMPACT FEES COMM TRANSPORTATI	70,000	73,500	127,000	53,500
399999 BEGINNING FUND BALANCE	-	260,849	401,522	140,673
12604 EAST COLLECTOR-IMPACT FEE Total	100,000	365,849	588,522	222,673

12605 SOUTH CENTRAL-IMPACT FEE

324310 IMPACT FEES RESID TRANSPORTATI	110,000	115,500	134,000	18,500
324320 IMPACT FEES COMM TRANSPORTATI	90,000	90,000	124,000	34,000
399999 BEGINNING FUND BALANCE	(2,147,964)	(1,898,554)	(1,609,688)	288,866
12605 SOUTH CENTRAL-IMPACT FEE Total	(1,947,964)	(1,693,054)	(1,351,688)	341,366

12801 FIRE/RESCUE-IMPACT FEE

324110 IMPACT FEES RESID PUBLIC SAFET	65,000	-	75,000	75,000
324120 IMPACT FEES COMM PUBLIC SAFET	85,000	-	90,000	90,000
361100 INTEREST ON INVESTMENTS	3,500	-	2,000	2,000
399999 BEGINNING FUND BALANCE	3,216,417	-	30,000	30,000
12801 FIRE/RESCUE-IMPACT FEE Total	3,369,917	-	197,000	197,000

12802 LAW ENFORCEMENT-IMPACT FEE

399999 BEGINNING FUND BALANCE	-	-	2,228	2,228
12802 LAW ENFORCEMENT-IMPACT FEE Total	-	-	2,228	2,228

12804 LIBRARY-IMPACT FEE

324610 IMPACT FEES RESID CULTURE	50,000	50,000	50,000	-
324620 IMPACT FEES COMM CULTURE	20,000	20,000	39,823	19,823
399999 BEGINNING FUND BALANCE	30,318	57,823	38,000	(19,823)
12804 LIBRARY-IMPACT FEE Total	100,318	127,823	127,823	-

13000 STORMWATER FUND

399999 BEGINNING FUND BALANCE	-	193,117	-	(193,117)
13000 STORMWATER FUND Total	-	193,117	-	(193,117)

DETAIL OF SOURCES BY FUND

FUND NAME - OBJECT ACCOUNT	FY17 ADOPTED BUDGET	FY18 ADOPTED BUDGET	FY19 ADOPTED BUDGET	VARIANCE
13100 ECONOMIC DEVELOPMENT				
337100 ECONOMIC INCENTIVE	452,438	519,250	440,750	(78,500)
381100 TRANSFER	1,731,112	1,849,438	1,760,202	(89,236)
399999 BEGINNING FUND BALANCE	310,581	-	25,780	25,780
13100 ECONOMIC DEVELOPMENT Total	2,494,131	2,368,688	2,226,732	(141,956)
13300 17/92 REDEVELOPMENT TI FUND				
334499 FDOT LIGHTING AGREEMENT	14,297	23,481	-	(23,481)
338410 TAX INCREMENTS-CITIES	860,245	950,043	-	(950,043)
338420 TAX INCREMENTS COUNTY	1,452,614	1,601,461	-	(1,601,461)
361100 INTEREST ON INVESTMENTS	30,000	30,000	-	(30,000)
399999 BEGINNING FUND BALANCE	7,609,184	9,493,902	-	(9,493,902)
13300 17/92 REDEVELOPMENT TI FUND Total	9,966,340	12,098,887	-	(12,098,887)
15000 MSBU STREET LIGHTING				
325210 SPECIAL ASSESSMENT-SERVICE	2,406,000	2,275,450	2,280,000	4,550
361100 INTEREST ON INVESTMENTS	1,000	3,000	8,000	5,000
399999 BEGINNING FUND BALANCE	684,500	861,500	705,000	(156,500)
15000 MSBU STREET LIGHTING Total	3,091,500	3,139,950	2,993,000	(146,950)
15100 MSBU RESIDENTIAL SOLID WASTE				
323700 FRANCHISE FEES- SOLID WASTE	45,000	45,000	45,000	-
325210 SPECIAL ASSESSMENT-SERVICE	14,065,000	14,283,000	14,560,750	277,750
361100 INTEREST ON INVESTMENTS	25,000	20,000	75,000	55,000
399999 BEGINNING FUND BALANCE	4,330,000	5,350,000	5,505,200	155,200
15100 MSBU RESIDENTIAL SOLID WASTE Total	18,465,000	19,698,000	20,185,950	487,950
16000 MSBU PROGRAM				
325110 SPECIAL ASSESSMENT-CAPITAL	83,815	108,400	83,060	(25,340)
341350 ADMIN FEE - MSBU	500	1,100	1,200	100
341357 ADMIN FEE - SOLID WASTE	525,000	285,000	335,000	50,000
341358 ADMIN FEE - STREET LIGHTING	195,000	140,000	155,000	15,000
341359 ADMIN FEE - MSBU FUNDS	18,750	48,250	47,550	(700)
361100 INTEREST ON INVESTMENTS	1,000	2,500	5,000	2,500
361132 INTEREST-TAX COLLECTOR	-	50	50	-
381100 TRANSFER	36,950	-	1,545	1,545
386400 EXCESS FEES-TAX COLLECTOR	15,000	20,000	1,000	(19,000)
399999 BEGINNING FUND BALANCE	1,178,098	1,606,532	125,000	(1,481,532)
16000 MSBU PROGRAM Total	2,054,113	2,211,832	754,405	(1,457,427)
16005 MSBU MILLS (LM/AWC)				
325210 SPECIAL ASSESSMENT-SERVICE	63,000	63,000	63,000	-
361100 INTEREST ON INVESTMENTS	50	500	1,500	1,000
399999 BEGINNING FUND BALANCE	154,775	237,965	295,500	57,535
16005 MSBU MILLS (LM/AWC) Total	217,825	301,465	360,000	58,535
16007 MSBU AMORY (LM/AWC)				
325210 SPECIAL ASSESSMENT-SERVICE	6,335	6,336	6,335	(1)
361100 INTEREST ON INVESTMENTS	25	50	150	100
399999 BEGINNING FUND BALANCE	19,430	19,817	28,500	8,683

DETAIL OF SOURCES BY FUND

FUND NAME - OBJECT ACCOUNT	FY17 ADOPTED BUDGET	FY18 ADOPTED BUDGET	FY19 ADOPTED BUDGET	VARIANCE
16007 MSBU AMORY (LM/AWC) Total	25,790	26,203	34,985	8,782

16010 MSBU CEDAR RIDGE (GRNDS MAINT)

325210 SPECIAL ASSESSMENT-SERVICE	26,200	30,575	26,200	(4,375)
361100 INTEREST ON INVESTMENTS	50	50	300	250
399999 BEGINNING FUND BALANCE	37,155	21,500	44,500	23,000
16010 MSBU CEDAR RIDGE (GRNDS MAINT) Total	63,405	52,125	71,000	18,875

16013 MSBU HOWELL CREEK (LM/AWC)

325210 SPECIAL ASSESSMENT-SERVICE	1,460	1,465	1,465	-
361100 INTEREST ON INVESTMENTS	20	20	55	35
369900 MISCELLANEOUS-OTHER	1,540	1,685	1,685	-
399999 BEGINNING FUND BALANCE	8,485	8,460	11,000	2,540
16013 MSBU HOWELL CREEK (LM/AWC) Total	11,505	11,630	14,205	2,575

16020 MSBU HORSESHOE (LM/AWC)

325210 SPECIAL ASSESSMENT-SERVICE	5,760	7,920	7,920	-
361100 INTEREST ON INVESTMENTS	25	30	30	-
399999 BEGINNING FUND BALANCE	18,790	1,550	6,000	4,450
16020 MSBU HORSESHOE (LM/AWC) Total	24,575	9,500	13,950	4,450

16021 MSBU MYRTLE (LM/AWC)

325210 SPECIAL ASSESSMENT-SERVICE	7,235	7,240	7,240	-
361100 INTEREST ON INVESTMENTS	20	10	50	40
399999 BEGINNING FUND BALANCE	2,600	3,350	9,800	6,450
16021 MSBU MYRTLE (LM/AWC) Total	9,855	10,600	17,090	6,490

16023 MSBU SPRING WOOD LAKE (LM/AWC)

325210 SPECIAL ASSESSMENT-SERVICE	5,185	5,185	5,185	-
361100 INTEREST ON INVESTMENTS	-	50	200	150
399999 BEGINNING FUND BALANCE	19,975	20,415	29,500	9,085
16023 MSBU SPRING WOOD LAKE (LM/AWC) Total	25,160	25,650	34,885	9,235

16024 MSBU LAKE OF THE WOODS(LM/AWC)

325210 SPECIAL ASSESSMENT-SERVICE	19,080	18,720	18,720	-
361100 INTEREST ON INVESTMENTS	25	150	600	450
399999 BEGINNING FUND BALANCE	63,050	112,770	75,000	(37,770)
16024 MSBU LAKE OF THE WOODS(LM/AWC) Total	82,155	131,640	94,320	(37,320)

16025 MSBU MIRROR (LM/AWC)

325210 SPECIAL ASSESSMENT-SERVICE	10,365	10,370	10,370	-
361100 INTEREST ON INVESTMENTS	20	50	250	200
399999 BEGINNING FUND BALANCE	41,910	48,155	58,500	10,345
16025 MSBU MIRROR (LM/AWC) Total	52,295	58,575	69,120	10,545

16026 MSBU SPRING (LM/AWC)

325210 SPECIAL ASSESSMENT-SERVICE	27,000	27,000	27,000	-
361100 INTEREST ON INVESTMENTS	150	400	1,200	800
399999 BEGINNING FUND BALANCE	150,000	170,018	150,000	(20,018)

DETAIL OF SOURCES BY FUND

FUND NAME - OBJECT ACCOUNT	FY17 ADOPTED BUDGET	FY18 ADOPTED BUDGET	FY19 ADOPTED BUDGET	VARIANCE
16026 MSBU SPRING (LM/AWC) Total	177,150	197,418	178,200	(19,218)

16027 MSBU SPRINGWOOD WTRWY (LM/AWC)

325210 SPECIAL ASSESSMENT-SERVICE	6,240	3,745	3,745	-
361100 INTEREST ON INVESTMENTS	25	100	350	250
399999 BEGINNING FUND BALANCE	43,025	48,380	50,000	1,620
16027 MSBU SPRINGWOOD WTRWY (LM/AWC) Total	49,290	52,225	54,095	1,870

16028 MSBU BURKETT (LM/AWC)

325210 SPECIAL ASSESSMENT-SERVICE	9,200	6,140	6,140	-
361100 INTEREST ON INVESTMENTS	25	100	300	200
399999 BEGINNING FUND BALANCE	39,215	46,600	52,500	5,900
16028 MSBU BURKETT (LM/AWC) Total	48,440	52,840	58,940	6,100

16030 MSBU SWEETWATER COVE (LM/AWC)

325210 SPECIAL ASSESSMENT-SERVICE	33,440	33,443	33,445	2
361100 INTEREST ON INVESTMENTS	100	75	300	225
399999 BEGINNING FUND BALANCE	12,000	21,210	36,000	14,790
16030 MSBU SWEETWATER COVE (LM/AWC) Total	45,540	54,728	69,745	15,017

16031 MSBU LAKE ASHER AWC

325210 SPECIAL ASSESSMENT-SERVICE	-	5,380	5,380	-
361100 INTEREST ON INVESTMENTS	-	5	5	-
381100 TRANSFER	-	-	1,800	1,800
399999 BEGINNING FUND BALANCE	-	-	500	500
16031 MSBU LAKE ASHER AWC Total	-	5,385	7,685	2,300

16032 MSBU ENGLISH ESTATES (LM/AWC)

325210 SPECIAL ASSESSMENT-SERVICE	-	3,465	3,460	(5)
361100 INTEREST ON INVESTMENTS	-	5	5	-
399999 BEGINNING FUND BALANCE	-	-	1,600	1,600
16032 MSBU ENGLISH ESTATES (LM/AWC) Total	-	3,470	5,065	1,595

16033 MSBU GRACE LAKE (LM/AWC)

325210 SPECIAL ASSESSMENT-SERVICE	-	13,670	13,670	-
361100 INTEREST ON INVESTMENTS	-	5	5	-
381100 TRANSFER	-	10,000	-	(10,000)
399999 BEGINNING FUND BALANCE	-	-	1,000	1,000
16033 MSBU GRACE LAKE (LM/AWC) Total	-	23,675	14,675	(9,000)

16035 MSBU BUTTONWOOD POND (LM/AWC)

325210 SPECIAL ASSESSMENT-SERVICE	3,560	3,565	3,430	(135)
361100 INTEREST ON INVESTMENTS	10	10	40	30
399999 BEGINNING FUND BALANCE	1,900	2,860	6,500	3,640
16035 MSBU BUTTONWOOD POND (LM/AWC) Total	5,470	6,435	9,970	3,535

16036 MSBU HOWELL LAKE (LM/AWC)

325210 SPECIAL ASSESSMENT-SERVICE	121,575	121,585	121,585	-
361100 INTEREST ON INVESTMENTS	25	300	1,500	1,200

DETAIL OF SOURCES BY FUND

FUND NAME - OBJECT ACCOUNT	FY17 ADOPTED BUDGET	FY18 ADOPTED BUDGET	FY19 ADOPTED BUDGET	VARIANCE
399999 BEGINNING FUND BALANCE	84,750	84,670	140,000	55,330
16036 MSBU HOWELL LAKE (LM/AWC) Total	206,350	206,555	263,085	56,530

21200 GENERAL REVENUE DEBT

381100 TRANSFER	1,539,446	1,548,432	1,542,509	(5,923)
21200 GENERAL REVENUE DEBT Total	1,539,446	1,548,432	1,542,509	(5,923)

21235 GENERAL REVENUE DEBT - 2014

381100 TRANSFER	1,640,600	1,639,200	1,641,450	2,250
21235 GENERAL REVENUE DEBT - 2014 Total	1,640,600	1,639,200	1,641,450	2,250

21300 COUNTY SHARED REVENUE DEBT

381100 TRANSFER	1,741,606	1,741,494	1,745,724	4,230
21300 COUNTY SHARED REVENUE DEBT Total	1,741,606	1,741,494	1,745,724	4,230

22500 SALES TAX BONDS

381100 TRANSFER	4,987,275	4,982,275	4,987,575	5,300
22500 SALES TAX BONDS Total	4,987,275	4,982,275	4,987,575	5,300

30600 INFRASTRUCTURE IMP OP FUND

381100 TRANSFER	150,000	-	-	-
399999 BEGINNING FUND BALANCE	-	-	577,136	577,136
30600 INFRASTRUCTURE IMP OP FUND Total	150,000	-	577,136	577,136

30700 SPORTS COMPLEX/SOLDIERS CREEK

399999 BEGINNING FUND BALANCE	68,377	-	-	-
30700 SPORTS COMPLEX/SOLDIERS CREEK Total	68,377	-	-	-

32100 NATURAL LANDS/TRAILS

399999 BEGINNING FUND BALANCE	1,973,626	1,288,779	829,836	(458,943)
32100 NATURAL LANDS/TRAILS Total	1,973,626	1,288,779	829,836	(458,943)

32200 COURTHOUSE PROJECTS FUND

399999 BEGINNING FUND BALANCE	-	-	248,420	248,420
32200 COURTHOUSE PROJECTS FUND Total	-	-	248,420	248,420

40100 WATER AND SEWER FUND

331501 TREASURY SUBSIDY	1,284,005	1,279,452	1,293,112	13,660
331510 DISASTER RELIEF (FEMA)	-	-	128,960	128,960
337900 LOCAL GRANTS & AIDS	10,000	-	25,000	25,000
342515 INSPECTION FEE - ENVIRONMENT	73,762	74,500	85,000	10,500
343310 WATER UTILITY-RESIDENTIAL	21,622,021	22,062,222	23,367,247	1,305,025
343315 PRIVATE COMMERCIAL FIRE LINES	28,771	32,218	32,540	322
343320 WATER UTILITY - BULK	64,871	110,012	150,470	40,458
343330 METER SET CHARGES	236,516	187,042	188,912	1,870
343340 METER RECONNECT CHARGES	499,029	504,019	509,059	5,040
343350 CAPACITY MAINTENANCE-WTR	44,071	44,512	44,957	445
343360 RECYCLED WATER	1,871,322	2,199,644	2,526,822	327,178
343510 SEWER UTILITY-RESIDENTIAL	28,797,526	29,377,142	30,970,185	1,593,043

DETAIL OF SOURCES BY FUND

FUND NAME - OBJECT ACCOUNT	FY17 ADOPTED BUDGET	FY18 ADOPTED BUDGET	FY19 ADOPTED BUDGET	VARIANCE
343520 SEWER UTILITY - BULK	3,467,794	3,571,828	3,678,983	107,155
343550 CAPACITY MAINTENANCE-SWR	45,368	45,822	46,280	458
361100 INTEREST ON INVESTMENTS	133,573	960,049	1,400,000	439,951
364100 FIXED ASSET SALE PROCEEDS	36,004	53,167	237,160	183,993
369310 INSURANCE PROCEEDS	12,719	11,381	7,725	(3,656)
369900 MISCELLANEOUS-OTHER	69,857	94,034	95,831	1,797
369925 CC CONVENIENCE FEES	281,000	200,000	125,000	(75,000)
381100 TRANSFER	1,598,227	1,400,000	1,400,000	-
399999 BEGINNING FUND BALANCE	28,748,304	26,061,110	26,490,000	428,890
40100 WATER AND SEWER FUND Total	88,924,740	88,268,154	92,803,243	4,535,089

40102 CONNECTION FEES-WATER

361100 INTEREST ON INVESTMENTS	488	568	30,000	29,432
366400 ENTERPRISE CONTRIBUTIONS	637,927	616,459	645,721	29,262
399999 BEGINNING FUND BALANCE	135,890	126,172	634,526	508,354
40102 CONNECTION FEES-WATER Total	774,305	743,199	1,310,247	567,048

40103 CONNECTION FEES-SEWER

361100 INTEREST ON INVESTMENTS	3,402	7,634	100,000	92,366
366400 ENTERPRISE CONTRIBUTIONS	1,025,300	989,555	1,038,918	49,363
399999 BEGINNING FUND BALANCE	798,111	1,697,604	3,746,577	2,048,973
40103 CONNECTION FEES-SEWER Total	1,826,813	2,694,793	4,885,495	2,190,702

40105 WATER & SEWER BONDS, SERIES 20

361100 INTEREST ON INVESTMENTS	118	301	2,719	2,418
399999 BEGINNING FUND BALANCE	8,420	4,939	12,433	7,494
40105 WATER & SEWER BONDS, SERIES 20 Total	8,538	5,240	15,152	9,912

40106 2010 BOND SERIES

361100 INTEREST ON INVESTMENTS	8	87	1,247	1,160
399999 BEGINNING FUND BALANCE	2,532	2,642	14,965	12,323
40106 2010 BOND SERIES Total	2,540	2,729	16,212	13,483

40107 WATER & SEWER DEBT SERVICE RES

399999 BEGINNING FUND BALANCE	18,118,726	18,121,674	18,121,674	-
40107 WATER & SEWER DEBT SERVICE RES Total	18,118,726	18,121,674	18,121,674	-

40108 WATER & SEWER CAPITAL IMPROVEM

361100 INTEREST ON INVESTMENTS	79,209	531,361	500,000	(31,361)
369400 REIMBURSEMENTS	400,000	100,000	-	(100,000)
381100 TRANSFER	15,604,560	15,308,971	21,758,241	6,449,270
399999 BEGINNING FUND BALANCE	25,128,854	1,831,855	3,801,946	1,970,091
40108 WATER & SEWER CAPITAL IMPROVEM Total	41,212,623	17,772,187	26,060,187	8,288,000

40201 SOLID WASTE FUND

331510 DISASTER RELIEF (FEMA)	-	-	7,500,000	7,500,000
341357 ADMIN FEE - SOLID WASTE	270,000	270,000	282,000	12,000
343412 TRANSFER STATION CHARGES	10,600,000	10,672,572	10,919,789	247,217
343414 OSCEOLA LANDFILL CHARGES	1,865,347	1,949,803	2,318,227	368,424
343415 WINTER PARK LANDFILL CHARGES	799,505	799,505	799,505	-

DETAIL OF SOURCES BY FUND

FUND NAME - OBJECT ACCOUNT	FY17 ADOPTED BUDGET	FY18 ADOPTED BUDGET	FY19 ADOPTED BUDGET	VARIANCE
343417 RECYCLING FEES	100,000	100,000	100,000	-
343419 OTHER LANDFILL CHARGES	6,000	6,000	6,000	-
361100 INTEREST ON INVESTMENTS	71,992	109,603	500,000	390,397
361400 INTEREST-TOURIST DEVLPMNT FUND	-	50,000	35,000	(15,000)
362100 RENTS AND ROYALTIES	121	100,121	121	(100,000)
364100 FIXED ASSET SALE PROCEEDS	49,113	192,699	167,272	(25,427)
365101 METHANE GAS SALES	220,000	192,334	253,895	61,561
369900 MISCELLANEOUS-OTHER	8,500	15,532	18,060	2,528
381100 TRANSFER	300,000	300,000	300,000	-
399999 BEGINNING FUND BALANCE	24,232,564	24,939,039	12,447,016	(12,492,023)
40201 SOLID WASTE FUND Total	38,523,142	39,697,208	35,646,885	(4,050,323)

40204 LANDFILL MANAGEMENT ESCROW

361100 INTEREST ON INVESTMENTS	56,301	75,841	400,000	324,159
381100 TRANSFER	613,622	590,396	536,962	(53,434)
399999 BEGINNING FUND BALANCE	18,766,986	19,446,503	20,527,054	1,080,551
40204 LANDFILL MANAGEMENT ESCROW Total	19,436,909	20,112,740	21,464,016	1,351,276

50100 PROPERTY/CASUALTY INSURANCE FU

341210 INTERNAL SERVICE FEES	2,292,820	2,372,973	2,428,213	55,240
361100 INTEREST ON INVESTMENTS	15,000	15,000	95,000	80,000
399999 BEGINNING FUND BALANCE	5,504,814	5,162,644	5,299,198	136,554
50100 PROPERTY/CASUALTY INSURANCE FU Total	7,812,634	7,550,617	7,822,411	271,794

50200 WORKERS COMPENSATION FUND

341210 INTERNAL SERVICE FEES	2,003,000	1,996,563	2,827,045	830,482
361100 INTEREST ON INVESTMENTS	30,000	30,000	100,000	70,000
399999 BEGINNING FUND BALANCE	5,175,889	5,201,535	4,788,276	(413,259)
50200 WORKERS COMPENSATION FUND Total	7,208,889	7,228,098	7,715,321	487,223

50300 HEALTH INSURANCE FUND

341220 BOCC INSURANCE EMPLOYER	14,506,842	15,006,842	17,000,000	1,993,158
341230 BOCC INSURANCE EMPLOYEE	2,273,694	2,539,387	3,350,000	810,613
341240 BOCC INSURANCE RETIREE	1,353,951	1,353,951	1,400,000	46,049
341250 BOCC INSURANCE COBRA	33,228	33,228	40,000	6,772
341260 TAX COLLECTOR INSURANCE	900,673	900,673	1,000,000	99,327
341265 PROPERTY APPRAISER INSURANCE	768,193	768,193	800,000	31,807
341270 SUPERVISOR OF ELECTIONS INSUR	207,194	207,194	180,000	(27,194)
341280 PORT AUTHORITY INSURANCE	51,192	51,192	50,000	(1,192)
341290 BOCC HEALTH PROGRAM	141,600	141,600	60,000	(81,600)
361100 INTEREST ON INVESTMENTS	10,000	10,000	215,000	205,000
366100 CONTRIBUTIONS & DONATIONS	-	-	80,000	80,000
369900 MISCELLANEOUS-OTHER	50,000	125,000	50,000	(75,000)
369935 REIMBURSEMENTS - REBATES	200,000	200,000	300,000	100,000
399999 BEGINNING FUND BALANCE	4,195,468	6,409,522	6,856,986	447,464
50300 HEALTH INSURANCE FUND Total	24,692,035	27,746,782	31,381,986	3,635,204

60301 BOCC AGENCY FUND

399999 BEGINNING FUND BALANCE	-	-	18,000	18,000
60301 BOCC AGENCY FUND Total	-	-	18,000	18,000

DETAIL OF SOURCES BY FUND

FUND NAME - OBJECT ACCOUNT	FY17 ADOPTED BUDGET	FY18 ADOPTED BUDGET	FY19 ADOPTED BUDGET	VARIANCE
60303 LIBRARIES-DESIGNATED				
366100 CONTRIBUTIONS & DONATIONS	24,000	24,000	50,000	26,000
399999 BEGINNING FUND BALANCE	25,000	25,000	-	(25,000)
60303 LIBRARIES-DESIGNATED Total	49,000	49,000	50,000	1,000
60304 ANIMAL CONTROL				
366100 CONTRIBUTIONS & DONATIONS	20,000	20,000	20,000	-
399999 BEGINNING FUND BALANCE	-	-	130,925	130,925
60304 ANIMAL CONTROL Total	20,000	20,000	150,925	130,925
60305 HISTORICAL COMMISSION				
399999 BEGINNING FUND BALANCE	22,431	22,431	1,000	(21,431)
60305 HISTORICAL COMMISSION Total	22,431	22,431	1,000	(21,431)
11001 TOURISM SPORTS 4 & 6 CENT FUND				
312120 TOURIST DEVELOPMENT TAX	1,962,480	2,184,000	2,240,000	56,000
369900 MISCELLANEOUS-OTHER	-	2,500	2,500	(0)
399999 BEGINNING FUND BALANCE	792,791	921,002	1,534,582	613,580
11001 TOURISM SPORTS 4 & 6 CENT FUND Total	2,755,271	3,107,502	3,777,082	669,580
11000 TOURISM PARKS 1,2,3 CENT FUND				
312120 TOURIST DEVELOPMENT TAX	2,943,720	3,276,000	3,360,000	84,000
399999 BEGINNING FUND BALANCE	472,269	1,140,153	2,347,291	1,207,138
11000 TOURISM PARKS 1,2,3 CENT FUND Total	3,415,989	4,416,153	5,707,291	1,291,138
16006 MSBU PICKETT AQUATIC (LM/AWC)				
325210 SPECIAL ASSESSMENT-SERVICE	41,300	41,040	41,215	175
361100 INTEREST ON INVESTMENTS	50	200	1,600	1,400
399999 BEGINNING FUND BALANCE	161,500	174,970	270,000	95,030
16006 MSBU PICKETT AQUATIC (LM/AWC) Total	202,850	216,210	312,815	96,605
11933 FEDERAL MITIGATION GRANTS				
331510 DISASTER RELIEF (FEMA)	-	-	195,898	195,898
11933 FEDERAL MITIGATION GRANTS Total	-	-	195,898	195,898
12019 SHIP AFFORDABLE HOUSING 18/19				
335520 SHIP PROGRAM REVENUE	-	-	696,584	696,584
12019 SHIP AFFORDABLE HOUSING 18/19 Total	-	-	696,584	696,584
Grand Total	748,613,521	755,321,456	793,047,888	37,726,432

EXPENDITURE SUMMARY BY FUND - PROGRAM

(INCLUDES INTERNAL CHARGES & CONTRAS)	FY17 ACTUALS	FY18 ADOPTED BUDGET	FY19 ADOPTED BUDGET	VARIANCE
00100 GENERAL FUND				
01 ANIMAL SERVICES	2,256,138	2,383,293	2,377,645	(5,649)
01 BOARD OF COUNTY COMMISSIONERS	150,382	12,533	24,710	12,177
01 COUNTY ATTORNEY	209,241	59,617	22,923	(36,694)
01 COUNTY MANAGER	153,007	99,874	1,357,122	1,257,248
01 E-911	218,714	208,960	220,659	11,699
01 ECONOMIC DEV & COMMUNITY RE	198,554	100,539	99,096	(1,443)
01 EMERGENCY MANAGEMENT	1,066,039	765,095	813,279	48,184
01 HUMAN RESOURCES	113,292	10,833	87,745	76,911
01 OFFICE OF ORGANIZATIONAL EX	31,249	(1,380)	2,430	3,809
01 TELECOMMUNICATIONS	1,301,223	818,673	1,052,915	234,242
02 CLERK OF THE COURT	504,389	265,806	256,765	(9,041)
02 PROPERTY APPRAISER	5,058,270	5,113,736	5,132,284	18,548
02 SHERIFF'S OFFICE	120,391,032	125,034,936	132,592,108	7,557,172
02 SUPERVISOR OF ELECTIONS	4,339,323	2,922,372	3,211,422	289,050
02 TAX COLLECTOR	6,983,729	7,209,597	7,766,019	556,421
03 GUARDIAN AD LITEM	141,564	171,154	170,751	(402)
03 JUDICIAL	2,492,914	2,585,488	2,494,265	(91,223)
03 LAW LIBRARY	111,249	109,948	100,682	(9,266)
03 LEGAL AID	344,951	345,921	351,110	5,189
04 EXTENSION SERVICE	391,997	465,209	471,207	5,999
04 GREENWAYS & NATURAL LANDS	3,176,460	3,379,691	3,561,180	181,489
04 LEISURE BUSINESS OFFICE	761,518	762,137	784,661	22,524
04 LIBRARY SERVICES	6,311,138	6,622,327	6,440,427	(181,900)
04 PARKS & RECREATION	5,123,982	5,635,040	6,199,446	564,407
05 EMERGENCY COMMUNICATIONS	2,510,537	2,514,425	2,768,610	254,185
05 EMS PERFORMANCE MANAGEMENT	265,460	372,204	296,098	(76,107)
05 FIRE BUSINESS OFFICE	170,419	42,671	-	(42,671)
06 COUNTY ASSISTANCE PROGRAMS	10,602,247	11,014,810	11,818,989	804,179
07 DEVELOPMENT REVIEW ENGINEER	667,637	752,383	824,517	72,134
07 FACILITIES	5,484,015	5,032,386	5,191,153	158,768
07 FLEET MANAGEMENT	237,341	111,958	153,312	41,354
07 MOSQUITO CONTROL	578,787	817,042	879,807	62,765
07 WATER QUALITY	1,117,816	1,196,179	1,181,320	(14,858)
11 BUILDING	33,707	57,548	61,841	4,292
11 DEV SVCS BUSINESS OFFICE	481,174	490,938	492,755	1,817
11 PLANNING AND DEVELOPMENT	1,523,781	1,579,893	1,611,049	31,156
14 DOCUMENT MANAGEMENT	-	1,351	-	(1,351)
14 ENTERPRISE SOFTWARE DEVELOP	389,216	3,409	225,095	221,686
14 GEOGRAPHIC INFORMATION SYST	323,401	239,952	248,689	8,737
14 IS BUSINESS OFFICE	(246,968)	20,030	21,785	1,756
14 NETWORK INFRASTRUCTURE SUPP	99,797	3,110	4,243	1,132
14 TELEPHONE SUPPORT & MAINT	(1,117)	22,524	26,983	4,459
14 WORKSTATION SUPPORT & MAINT	63,195	48,511	(5,982)	(54,493)
18 CENTRAL CHARGES	2,965,912	8,264,571	7,521,298	(743,273)
18 MAIL SERVICES	(9,577)	623	4,528	3,905
18 OFFICE OF MANAGEMENT & BUDG	103,996	74,578	181,870	107,292
18 PRINTING SERVICES	(31,702)	0	(0)	(0)
18 PURCHASING AND CONTRACTS	199,457	86,464	1,081	(85,383)
18 RECIPIENT AGENCY GRANTS	4,376	-	-	-
18 RESOURCE MGT - BUSINESS OFF	140,169	8,632	(5,578)	(14,210)
99-REVENUES-RESERVES-TRANSFERS	14,939,006	67,956,467	76,303,441	8,346,975
00100 GENERAL FUND Total	204,442,435	265,794,058	285,397,754	19,603,696

EXPENDITURE SUMMARY BY FUND - PROGRAM

(INCLUDES INTERNAL CHARGES & CONTRAS)	FY17 ACTUALS	FY18 ADOPTED BUDGET	FY19 ADOPTED BUDGET	VARIANCE
00101 POLICE EDUCATION FUND				
02 SHERIFF'S OFFICE	200,000	150,000	150,000	-
00101 POLICE EDUCATION FUND Total	200,000	150,000	150,000	-
00103 NATURAL LAND ENDOWMENT FUND				
04 GREENWAYS & NATURAL LANDS	104,939	183,980	276,980	93,000
99-REVENUES-RESERVES-TRANSFERS	-	599,749	423,142	(176,607)
00103 NATURAL LAND ENDOWMENT FUND Total	104,939	783,729	700,122	(83,607)
00104 BOATING IMPROVEMENT FUND				
04 GREENWAYS & NATURAL LANDS	162,272	62,000	187,500	125,500
99-REVENUES-RESERVES-TRANSFERS	-	240,969	102,674	(138,295)
00104 BOATING IMPROVEMENT FUND Total	162,272	302,969	290,174	(12,795)
00108 FACILITIES MAINTENANCE FUND				
02 CLERK OF THE COURT	-	-	19,000	19,000
02 SHERIFF'S OFFICE	539,781	-	-	-
04 LIBRARY SERVICES	-	-	54,800	54,800
07 FACILITIES	701,152	552,201	158,100	(394,101)
99-REVENUES-RESERVES-TRANSFERS	-	72,795	116,888	44,093
00108 FACILITIES MAINTENANCE FUND Total	1,240,933	624,996	348,788	(276,208)
00109 FLEET REPLACEMENT FUND				
01 ANIMAL SERVICES	-	32,611	172,644	140,033
01 E-911	-	-	19,415	19,415
01 EMERGENCY MANAGEMENT	-	25,754	12,192	(13,562)
01 TELECOMMUNICATIONS	-	22,100	-	(22,100)
04 EXTENSION SERVICE	-	-	29,427	29,427
04 GREENWAYS & NATURAL LANDS	67,901	52,600	84,552	31,952
04 PARKS & RECREATION	50,027	-	-	-
07 DEVELOPMENT REVIEW ENGINEER	-	54,128	56,546	2,418
07 FACILITIES	-	24,140	29,676	5,536
07 FLEET MANAGEMENT	-	-	1,439,040	1,439,040
07 MOSQUITO CONTROL	49,762	-	-	-
07 ROADS-STORMWATER R&M	265,489	-	-	-
07 TRAFFIC OPERATIONS	173,464	-	-	-
07 WATER QUALITY	37,476	-	-	-
14 WORKSTATION SUPPORT & MAINT	-	-	25,712	25,712
18 MAIL SERVICES	-	-	21,719	21,719
99-REVENUES-RESERVES-TRANSFERS	-	242,248	282,328	40,080
00109 FLEET REPLACEMENT FUND Total	644,119	453,581	2,173,251	1,719,670
00110 ADULT DRUG COURT GRANT FUND				
18 RECIPIENT AGENCY GRANTS	327,560	324,996	443,321	118,325
00110 ADULT DRUG COURT GRANT FUND Total	327,560	324,996	443,321	118,325
00111 TECHNOLOGY REPLACEMENT FUND				
01 ECONOMIC DEV & COMMUNITY RE	21,681	-	-	-
14 WORKSTATION SUPPORT & MAINT	526,522	12,089	262	(11,826)
99-REVENUES-RESERVES-TRANSFERS	-	269,037	757,134	488,097
00111 TECHNOLOGY REPLACEMENT FUND Total	548,203	281,126	757,396	476,270

EXPENDITURE SUMMARY BY FUND - PROGRAM

(INCLUDES INTERNAL CHARGES & CONTRAS)	FY17 ACTUALS	FY18 ADOPTED BUDGET	FY19 ADOPTED BUDGET	VARIANCE
00112 BCC PROJECTS				
14 ENTERPRISE SOFTWARE DEVELOP	-	405,000	-	(405,000)
14 TELEPHONE SUPPORT & MAINT	-	48,500	663,739	615,239
00112 BCC PROJECTS Total	-	453,500	663,739	210,239
10101 TRANSPORTATION TRUST FUND				
02 PROPERTY APPRAISER	17,842	18,904	19,991	1,087
02 TAX COLLECTOR	7,766	8,694	9,042	348
07 CAPITAL PROJECTS DELIVERY	269,413	388,741	388,697	(44)
07 DEVELOPMENT REVIEW ENGINEER	556	-	-	-
07 ENGINEERING PROF SUPPORT	103,711	147,905	104,705	(43,199)
07 LAND MANAGEMENT	197,912	133,008	145,134	12,125
07 PUBLIC WORKS BUSINESS OFFIC	525,060	536,459	532,032	(4,427)
07 ROADS-STORMWATER R&M	10,498,904	12,032,257	12,427,811	395,554
07 TRAFFIC OPERATIONS	4,544,871	5,260,947	5,601,398	340,451
99-REVENUES-RESERVES-TRANSFERS	50,075	3,321,223	3,971,600	650,377
10101 TRANSPORTATION TRUST FUND Total	16,216,111	21,848,138	23,200,410	1,352,272
10102 NINTH-CENT FUEL TAX FUND				
11 MASS TRANSIT PROGRAM (LYNX)	6,536,795	6,924,779	7,240,619	315,840
10102 NINTH-CENT FUEL TAX FUND Total	6,536,795	6,924,779	7,240,619	315,840
10400 BUILDING PROGRAM				
11 BUILDING	3,304,368	3,889,448	5,362,481	1,473,033
14 TELEPHONE SUPPORT & MAINT	-	-	8,167	8,167
99-REVENUES-RESERVES-TRANSFERS	14,319	2,962,102	2,438,344	(523,758)
10400 BUILDING PROGRAM Total	3,318,687	6,851,550	7,808,992	957,442
11000 TOURISM PARKS 1,2,3 CENT FUND				
01 ECONOMIC DEV & COMMUNITY RE	346,776	405,000	726,498	321,498
04 PARKS & RECREATION	4,636,340	132,015	133,563	1,549
99-REVENUES-RESERVES-TRANSFERS	1,640,144	3,879,138	4,847,230	968,091
11000 TOURISM PARKS 1,2,3 CENT FUND Total	6,623,261	4,416,153	5,707,291	1,291,138
11001 TOURISM SPORTS 4 & 6 CENT FUND				
01 ECONOMIC DEV & COMMUNITY RE	1,616,896	2,113,473	2,255,066	141,593
04 PARKS & RECREATION	1,097,390	100,000	80,000	(20,000)
99-REVENUES-RESERVES-TRANSFERS	683	894,029	1,442,016	547,987
11001 TOURISM SPORTS 4 & 6 CENT FUND Total	2,714,970	3,107,502	3,777,082	669,580
11200 FIRE PROTECTION FUND				
02 PROPERTY APPRAISER	529,124	555,665	707,340	151,674
02 TAX COLLECTOR	229,185	301,000	315,000	14,000
05 EMERGENCY COMMUNICATIONS	42,500	-	-	-
05 EMS/FIRE/RESCUE	51,435,031	59,204,994	61,979,694	2,774,700
05 FIRE PREVENTION BUREAU	842,856	911,165	1,081,703	170,539
07 FACILITIES	191,024	299,305	347,350	48,045
14 TELEPHONE SUPPORT & MAINT	-	-	41,329	41,329
99-REVENUES-RESERVES-TRANSFERS	104,422	15,912,710	21,066,594	5,153,884
11200 FIRE PROTECTION FUND Total	53,374,142	77,184,839	85,539,010	8,354,171
11201 FIRE PROT FUND-REPLACE & RENEW				

EXPENDITURE SUMMARY BY FUND - PROGRAM

(INCLUDES INTERNAL CHARGES & CONTRAS)	FY17 ACTUALS	FY18 ADOPTED BUDGET	FY19 ADOPTED BUDGET	VARIANCE
05 EMS/FIRE/RESCUE	146,420	-	-	-
11201 FIRE PROT FUND-REPLACE & RENEW Total	146,420	-	-	-
11207 FIRE PROTECT FUND-CASSELBERRY				
05 CASSELBERRY EMS/FIRE	4,106,150	4,587,222	4,731,955	144,733
11207 FIRE PROTECT FUND-CASSELBERRY Total	4,106,150	4,587,222	4,731,955	144,733
11400 COURT SUPP TECH FEE (ARTV)				
03 ARTICLE V COURT TECHNOLOGY	955,349	1,082,776	1,111,177	28,401
99-REVENUES-RESERVES-TRANSFERS	-	112,848	112,848	-
11400 COURT SUPP TECH FEE (ARTV) Total	955,349	1,195,624	1,224,025	28,401
11500 INFRASTRUCTURE TAX FUND				
07 CAPITAL PROJECTS DELIVERY	6,647,494	5,000,000	220,000	(4,780,000)
99-REVENUES-RESERVES-TRANSFERS	-	11,345,836	12,539,078	1,193,242
11500 INFRASTRUCTURE TAX FUND Total	6,647,494	16,345,836	12,759,078	(3,586,758)
11541 INFRASTRUCTURE-COUNTY COMMIS				
07 CAPITAL PROJECTS DELIVERY	14,757,631	1,213,100	264,640	(948,460)
99-REVENUES-RESERVES-TRANSFERS	3,392	2,873,224	3,926,832	1,053,608
11541 INFRASTRUCTURE-COUNTY COMMIS Total	14,761,022	4,086,324	4,191,472	105,148
11560 2014 INFRASTRUCTURE SALES TAX				
02 SHERIFF'S OFFICE	-	-	675,000	675,000
04 GREENWAYS & NATURAL LANDS	-	111,662	-	(111,662)
05 EMS/FIRE/RESCUE	3,355,242	3,344,130	-	(3,344,130)
07 CAPITAL PROJECTS DELIVERY	22,237,867	43,220,504	37,625,461	(5,595,043)
99-REVENUES-RESERVES-TRANSFERS	-	5,801,570	13,382,832	7,581,262
11560 2014 INFRASTRUCTURE SALES TAX Total	25,593,109	52,477,866	51,683,293	(794,573)
11641 PUBLIC WORKS-INTERLOCAL AGREEM				
07 CAPITAL PROJECTS DELIVERY	260,896	-	-	-
11641 PUBLIC WORKS-INTERLOCAL AGREEM Total	260,896	-	-	-
11800 EMS TRUST FUND				
05 EMS/FIRE/RESCUE	4,290	-	-	-
11800 EMS TRUST FUND Total	4,290	-	-	-
11901 COMMUNITY DEVELOPMEN BLK GRANT				
06 GRANT ASSISTANCE PROGRAMS	1,734,849	1,665,154	1,906,512	241,358
11901 COMMUNITY DEVELOPMEN BLK GRANT Total	1,734,849	1,665,154	1,906,512	241,358
11902 HOME PROGRAM GRANT				
06 GRANT ASSISTANCE PROGRAMS	395,362	496,754	734,777	238,023
99-REVENUES-RESERVES-TRANSFERS	38,350	-	-	-
11902 HOME PROGRAM GRANT Total	433,712	496,754	734,777	238,023
11904 EMERGENCY SHELTER GRANTS				
06 GRANT ASSISTANCE PROGRAMS	145,276	148,985	149,759	774
11904 EMERGENCY SHELTER GRANTS Total	145,276	148,985	149,759	774

EXPENDITURE SUMMARY BY FUND - PROGRAM

(INCLUDES INTERNAL CHARGES & CONTRAS)	FY17 ACTUALS	FY18 ADOPTED BUDGET	FY19 ADOPTED BUDGET	VARIANCE
11905 COMMUNITY SVC BLOCK GRANT				
06 GRANT ASSISTANCE PROGRAMS	287,012	43,561	30,000	(13,561)
11905 COMMUNITY SVC BLOCK GRANT Total	287,012	43,561	30,000	(13,561)
11908 DISASTER PREPAREDNESS				
01 EMERGENCY MANAGEMENT	237,574	41,056	-	(41,056)
11908 DISASTER PREPAREDNESS Total	237,574	41,056	-	(41,056)
11909 MOSQUITO CONTROL GRANT				
07 MOSQUITO CONTROL	1,235,670	502,468	41,646	(460,822)
11909 MOSQUITO CONTROL GRANT Total	1,235,670	502,468	41,646	(460,822)
11915 PUBLIC SAFETY GRANTS (FEDERAL)				
01 EMERGENCY MANAGEMENT	39,315	-	-	-
05 EMS/FIRE/RESCUE	30,224	-	-	-
11915 PUBLIC SAFETY GRANTS (FEDERAL) Total	69,539	-	-	-
11916 PUBLIC WORKS GRANTS				
07 CAPITAL PROJECTS DELIVERY	3,485,969	-	-	-
11916 PUBLIC WORKS GRANTS Total	3,485,969	-	-	-
11917 LEISURE SERVICES GRANTS				
04 GREENWAYS & NATURAL LANDS	-	-	40,000	40,000
04 LIBRARY SERVICES	6,005	-	-	-
11917 LEISURE SERVICES GRANTS Total	6,005	-	40,000	40,000
11919 COMMUNITY SVC GRANTS				
06 GRANT ASSISTANCE PROGRAMS	468,207	479,291	479,291	(0)
11919 COMMUNITY SVC GRANTS Total	468,207	479,291	479,291	(0)
11920 NEIGHBOR STABIL PROGRAM GRANT				
06 GRANT ASSISTANCE PROGRAMS	57,351	42,295	10,000	(32,295)
11920 NEIGHBOR STABIL PROGRAM GRANT Total	57,351	42,295	10,000	(32,295)
11925 DCF REINVESTMENT GRANT FUND				
18 RECIPIENT AGENCY GRANTS	231,061	1,200,000	47,313	(1,152,687)
11925 DCF REINVESTMENT GRANT FUND Total	231,061	1,200,000	47,313	(1,152,687)
11926 CITY OF SANFORD CDBG				
06 GRANT ASSISTANCE PROGRAMS	294,364	401,643	448,253	46,610
11926 CITY OF SANFORD CDBG Total	294,364	401,643	448,253	46,610
11930 RESOURCE MANAGEMENT GRANTS				
18 RECIPIENT AGENCY GRANTS	59,031	22,535	-	(22,535)
11930 RESOURCE MANAGEMENT GRANTS Total	59,031	22,535	-	(22,535)
11933 FEDERAL MITIGATION GRANTS				
07 ENGINEERING PROF SUPPORT	-	-	112,500	112,500
07 FACILITIES	-	-	83,398	83,398
11933 FEDERAL MITIGATION GRANTS Total	-	-	195,898	195,898

EXPENDITURE SUMMARY BY FUND - PROGRAM

(INCLUDES INTERNAL CHARGES & CONTRAS)	FY17 ACTUALS	FY18 ADOPTED BUDGET	FY19 ADOPTED BUDGET	VARIANCE
12015 SHIP AFFORDABLE HOUSING 14/15				
06 GRANT ASSISTANCE PROGRAMS	905,756	-	-	-
12015 SHIP AFFORDABLE HOUSING 14/15 Total	905,756	-	-	-
12016 SHIP AFFORDABLE HOUSING 15/16				
06 GRANT ASSISTANCE PROGRAMS	407,743	-	-	-
12016 SHIP AFFORDABLE HOUSING 15/16 Total	407,743	-	-	-
12017 SHIP AFFORDABLE HOUSING 16/17				
06 GRANT ASSISTANCE PROGRAMS	326,712	42,600	-	(42,600)
12017 SHIP AFFORDABLE HOUSING 16/17 Total	326,712	42,600	-	(42,600)
12018 SHIP AFFORDABLE HOUSING 17/18				
06 GRANT ASSISTANCE PROGRAMS	-	-	33,000	33,000
12018 SHIP AFFORDABLE HOUSING 17/18 Total	-	-	33,000	33,000
12019 SHIP AFFORDABLE HOUSING 18/19				
06 GRANT ASSISTANCE PROGRAMS	-	-	696,584	696,584
12019 SHIP AFFORDABLE HOUSING 18/19 Total	-	-	696,584	696,584
12101 LAW ENFORCEMENT TST-LOCAL				
02 SHERIFF'S OFFICE	2,221,115	-	-	-
12101 LAW ENFORCEMENT TST-LOCAL Total	2,221,115	-	-	-
12102 LAW ENFORCEMENT TST-JUSTICE				
02 SHERIFF'S OFFICE	31,435	-	-	-
12102 LAW ENFORCEMENT TST-JUSTICE Total	31,435	-	-	-
12200 ARBOR VIOLATION TRUST FUND				
11 DEV SVCS BUSINESS OFFICE	-	148,669	145,697	(2,972)
12200 ARBOR VIOLATION TRUST FUND Total	-	148,669	145,697	(2,972)
12300 ALCOHOL/DRUG ABUSE FUND				
02 SHERIFF'S OFFICE	148,169	187,306	187,306	-
12300 ALCOHOL/DRUG ABUSE FUND Total	148,169	187,306	187,306	-
12302 TEEN COURT				
02 SHERIFF'S OFFICE	160,883	167,755	167,451	(304)
99-REVENUES-RESERVES-TRANSFERS	-	69,709	27,703	(42,006)
12302 TEEN COURT Total	160,883	237,464	195,154	(42,310)
12500 EMERGENCY 911 FUND				
01 E-911	2,294,711	2,003,014	1,971,018	(31,996)
05 EMERGENCY COMMUNICATIONS	8,640	-	200,000	200,000
99-REVENUES-RESERVES-TRANSFERS	1,536	3,707,696	4,121,920	414,224
12500 EMERGENCY 911 FUND Total	2,304,888	5,710,710	6,292,938	582,228
12601 ARTERIAL-IMPACT FEE				
07 CAPITAL PROJECTS DELIVERY	282	-	-	-
99-REVENUES-RESERVES-TRANSFERS	-	(5,700,581)	(4,310,571)	1,390,010
12601 ARTERIAL-IMPACT FEE Total	282	(5,700,581)	(4,310,571)	1,390,010

EXPENDITURE SUMMARY BY FUND - PROGRAM

(INCLUDES INTERNAL CHARGES & CONTRAS)	FY17 ACTUALS	FY18 ADOPTED BUDGET	FY19 ADOPTED BUDGET	VARIANCE
12602 NORTH COLLECTOR-IMPACT FEE				
07 CAPITAL PROJECTS DELIVERY	211,741	64,176	-	(64,176)
99-REVENUES-RESERVES-TRANSFERS	-	2,129	9,355	7,226
12602 NORTH COLLECTOR-IMPACT FEE Total	211,741	66,305	9,355	(56,950)
12603 WEST COLLECTOR-IMPACT FEE				
99-REVENUES-RESERVES-TRANSFERS	-	198,000	483,998	285,998
12603 WEST COLLECTOR-IMPACT FEE Total	-	198,000	483,998	285,998
12604 EAST COLLECTOR-IMPACT FEE				
07 CAPITAL PROJECTS DELIVERY	-	-	345,000	345,000
99-REVENUES-RESERVES-TRANSFERS	-	365,849	243,522	(122,327)
12604 EAST COLLECTOR-IMPACT FEE Total	-	365,849	588,522	222,673
12605 SOUTH CENTRAL-IMPACT FEE				
99-REVENUES-RESERVES-TRANSFERS	-	(1,693,054)	(1,351,688)	341,366
12605 SOUTH CENTRAL-IMPACT FEE Total	-	(1,693,054)	(1,351,688)	341,366
12801 FIRE/RESCUE-IMPACT FEE				
05 EMS/FIRE/RESCUE	98,508	-	-	-
99-REVENUES-RESERVES-TRANSFERS	-	-	197,000	197,000
12801 FIRE/RESCUE-IMPACT FEE Total	98,508	-	197,000	197,000
12802 LAW ENFORCEMENT-IMPACT FEE				
02 SHERIFF'S OFFICE	-	-	2,228	2,228
12802 LAW ENFORCEMENT-IMPACT FEE Total	-	-	2,228	2,228
12804 LIBRARY-IMPACT FEE				
04 LIBRARY SERVICES	109,464	127,823	127,823	-
12804 LIBRARY-IMPACT FEE Total	109,464	127,823	127,823	-
13000 STORMWATER FUND				
99-REVENUES-RESERVES-TRANSFERS	-	193,117	-	(193,117)
13000 STORMWATER FUND Total	-	193,117	-	(193,117)
13100 ECONOMIC DEVELOPMENT				
01 ECONOMIC DEV & COMMUNITY RE	1,879,968	2,368,688	2,226,732	(141,956)
13100 ECONOMIC DEVELOPMENT Total	1,879,968	2,368,688	2,226,732	(141,956)
13300 17/92 REDEVELOPMENT TI FUND				
01 17-92 COMMUNITY REDEVELOPME	2,146,700	478,458	-	(478,458)
99-REVENUES-RESERVES-TRANSFERS	404	11,620,429	-	(11,620,429)
13300 17/92 REDEVELOPMENT TI FUND Total	2,147,104	12,098,887	-	(12,098,887)
15000 MSBU STREET LIGHTING				
18 MSBU PROGRAM	2,400,494	2,639,950	2,543,000	(96,950)
99-REVENUES-RESERVES-TRANSFERS	-	500,000	450,000	(50,000)
15000 MSBU STREET LIGHTING Total	2,400,494	3,139,950	2,993,000	(146,950)
15100 MSBU RESIDENTIAL SOLID WASTE				

EXPENDITURE SUMMARY BY FUND - PROGRAM

(INCLUDES INTERNAL CHARGES & CONTRAS)	FY17 ACTUALS	FY18 ADOPTED BUDGET	FY19 ADOPTED BUDGET	VARIANCE
18 MSBU PROGRAM	13,903,125	14,803,000	15,213,600	410,600
99-REVENUES-RESERVES-TRANSFERS	-	4,895,000	4,972,350	77,350
15100 MSBU RESIDENTIAL SOLID WASTE Total	13,903,125	19,698,000	20,185,950	487,950
16000 MSBU PROGRAM				
18 MSBU PROGRAM	472,900	735,855	613,030	(122,825)
99-REVENUES-RESERVES-TRANSFERS	4,060	1,475,977	141,375	(1,334,602)
16000 MSBU PROGRAM Total	476,960	2,211,832	754,405	(1,457,427)
16005 MSBU MILLS (LM/AWC)				
18 MSBU PROGRAM	6,952	301,465	360,000	58,535
16005 MSBU MILLS (LM/AWC) Total	6,952	301,465	360,000	58,535
16006 MSBU PICKETT AQUATIC (LM/AWC)				
18 MSBU PROGRAM	2,506	216,210	312,815	96,605
16006 MSBU PICKETT AQUATIC (LM/AWC) Total	2,506	216,210	312,815	96,605
16007 MSBU AMORY (LM/AWC)				
18 MSBU PROGRAM	2,254	26,203	34,985	8,782
16007 MSBU AMORY (LM/AWC) Total	2,254	26,203	34,985	8,782
16010 MSBU CEDAR RIDGE (GRNDS MAINT)				
18 MSBU PROGRAM	20,575	52,125	71,000	18,875
16010 MSBU CEDAR RIDGE (GRNDS MAINT) Total	20,575	52,125	71,000	18,875
16013 MSBU HOWELL CREEK (LM/AWC)				
18 MSBU PROGRAM	1,356	11,630	14,205	2,575
16013 MSBU HOWELL CREEK (LM/AWC) Total	1,356	11,630	14,205	2,575
16020 MSBU HORSESHOE (LM/AWC)				
18 MSBU PROGRAM	24,174	9,500	13,950	4,450
16020 MSBU HORSESHOE (LM/AWC) Total	24,174	9,500	13,950	4,450
16021 MSBU MYRTLE (LM/AWC)				
18 MSBU PROGRAM	4,770	10,600	17,090	6,490
16021 MSBU MYRTLE (LM/AWC) Total	4,770	10,600	17,090	6,490
16023 MSBU SPRING WOOD LAKE (LM/AWC)				
18 MSBU PROGRAM	1,792	25,650	34,885	9,235
16023 MSBU SPRING WOOD LAKE (LM/AWC) Total	1,792	25,650	34,885	9,235
16024 MSBU LAKE OF THE WOODS(LM/AWC)				
18 MSBU PROGRAM	2,820	131,640	94,320	(37,320)
16024 MSBU LAKE OF THE WOODS(LM/AWC) Total	2,820	131,640	94,320	(37,320)
16025 MSBU MIRROR (LM/AWC)				
18 MSBU PROGRAM	1,969	58,575	69,120	10,545
16025 MSBU MIRROR (LM/AWC) Total	1,969	58,575	69,120	10,545
16026 MSBU SPRING (LM/AWC)				
18 MSBU PROGRAM	4,485	197,418	178,200	(19,218)

EXPENDITURE SUMMARY BY FUND - PROGRAM

(INCLUDES INTERNAL CHARGES & CONTRAS)	FY17 ACTUALS	FY18 ADOPTED BUDGET	FY19 ADOPTED BUDGET	VARIANCE
16026 MSBU SPRING (LM/AWC) Total	4,485	197,418	178,200	(19,218)
16027 MSBU SPRINGWOOD WTRWY (LM/AWC)				
18 MSBU PROGRAM	3,372	52,225	54,095	1,870
16027 MSBU SPRINGWOOD WTRWY (LM/AWC) Total	3,372	52,225	54,095	1,870
16028 MSBU BURKETT (LM/AWC)				
18 MSBU PROGRAM	1,848	52,840	58,940	6,100
16028 MSBU BURKETT (LM/AWC) Total	1,848	52,840	58,940	6,100
16030 MSBU SWEETWATER COVE (LM/AWC)				
18 MSBU PROGRAM	14,534	54,728	69,745	15,017
16030 MSBU SWEETWATER COVE (LM/AWC) Total	14,534	54,728	69,745	15,017
16031 MSBU LAKE ASHER AWC				
18 MSBU PROGRAM	-	5,385	7,685	2,300
16031 MSBU LAKE ASHER AWC Total	-	5,385	7,685	2,300
16032 MSBU ENGLISH ESTATES (LM/AWC)				
18 MSBU PROGRAM	-	3,470	5,065	1,595
16032 MSBU ENGLISH ESTATES (LM/AWC) Total	-	3,470	5,065	1,595
16033 MSBU GRACE LAKE (LM/AWC)				
18 MSBU PROGRAM	-	23,675	14,675	(9,000)
16033 MSBU GRACE LAKE (LM/AWC) Total	-	23,675	14,675	(9,000)
16035 MSBU BUTTONWOOD POND (LM/AWC)				
18 MSBU PROGRAM	1,276	6,435	9,970	3,535
16035 MSBU BUTTONWOOD POND (LM/AWC) Total	1,276	6,435	9,970	3,535
16036 MSBU HOWELL LAKE (LM/AWC)				
18 MSBU PROGRAM	49,932	206,555	263,085	56,530
16036 MSBU HOWELL LAKE (LM/AWC) Total	49,932	206,555	263,085	56,530
21200 GENERAL REVENUE DEBT				
18 CENTRAL CHARGES	1,539,446	1,548,432	1,542,509	(5,923)
21200 GENERAL REVENUE DEBT Total	1,539,446	1,548,432	1,542,509	(5,923)
21235 GENERAL REVENUE DEBT - 2014				
18 CENTRAL CHARGES	1,640,600	1,639,200	1,641,450	2,250
21235 GENERAL REVENUE DEBT - 2014 Total	1,640,600	1,639,200	1,641,450	2,250
21300 COUNTY SHARED REVENUE DEBT				
18 CENTRAL CHARGES	1,741,606	1,741,494	1,745,724	4,230
21300 COUNTY SHARED REVENUE DEBT Total	1,741,606	1,741,494	1,745,724	4,230
22500 SALES TAX BONDS				
18 CENTRAL CHARGES	4,987,275	4,982,275	4,987,575	5,300
22500 SALES TAX BONDS Total	4,987,275	4,982,275	4,987,575	5,300
30600 INFRASTRUCTURE IMP OP FUND				

EXPENDITURE SUMMARY BY FUND - PROGRAM

(INCLUDES INTERNAL CHARGES & CONTRAS)	FY17 ACTUALS	FY18 ADOPTED BUDGET	FY19 ADOPTED BUDGET	VARIANCE
99-REVENUES-RESERVES-TRANSFERS	-	-	577,136	577,136
30600 INFRASTRUCTURE IMP OP FUND Total	-	-	577,136	577,136
30700 SPORTS COMPLEX/SOLDIERS CREEK				
04 PARKS & RECREATION	1,823,099	-	-	-
30700 SPORTS COMPLEX/SOLDIERS CREEK Total	1,823,099	-	-	-
32100 NATURAL LANDS/TRAILS				
04 GREENWAYS & NATURAL LANDS	41,072	811,762	50,909	(760,853)
04 PARKS & RECREATION	95,260	-	-	-
07 CAPITAL PROJECTS DELIVERY	140,329	-	-	-
99-REVENUES-RESERVES-TRANSFERS	-	477,017	778,927	301,910
32100 NATURAL LANDS/TRAILS Total	276,661	1,288,779	829,836	(458,943)
32200 COURTHOUSE PROJECTS FUND				
07 FACILITIES	-	-	248,420	248,420
32200 COURTHOUSE PROJECTS FUND Total	-	-	248,420	248,420
40100 WATER AND SEWER FUND				
07 FACILITIES	54,992	51,150	9,500	(41,650)
08 ES BUSINESS OFFICE	1,866,590	3,201,588	3,239,694	38,106
08 UTILITIES ENGINEERING PROGR	13,420,876	22,767,978	19,647,773	(3,120,205)
08 WASTEWATER OPERATIONS	11,752,404	13,126,479	15,081,718	1,955,238
08 WATER OPERATIONS	35,261,877	14,588,460	14,751,689	163,228
14 TELEPHONE SUPPORT & MAINT	-	-	37,122	37,122
99-REVENUES-RESERVES-TRANSFERS	14,866,891	34,532,498	40,035,748	5,503,250
40100 WATER AND SEWER FUND Total	77,223,630	88,268,154	92,803,243	4,535,089
40102 CONNECTION FEES-WATER				
08 UTILITIES ENGINEERING PROGR	615,927	505,000	505,000	-
99-REVENUES-RESERVES-TRANSFERS	-	238,199	805,247	567,048
40102 CONNECTION FEES-WATER Total	615,927	743,199	1,310,247	567,048
40103 CONNECTION FEES-SEWER				
08 UTILITIES ENGINEERING PROGR	985,300	910,000	3,980,000	3,070,000
99-REVENUES-RESERVES-TRANSFERS	-	1,784,793	905,495	(879,298)
40103 CONNECTION FEES-SEWER Total	985,300	2,694,793	4,885,495	2,190,702
40105 WATER & SEWER BONDS, SERIES 20				
08 UTILITIES ENGINEERING PROGR	745,712	-	-	-
99-REVENUES-RESERVES-TRANSFERS	-	5,240	15,152	9,912
40105 WATER & SEWER BONDS, SERIES 20 Total	745,712	5,240	15,152	9,912
40106 2010 BOND SERIES				
08 UTILITIES ENGINEERING PROGR	12,466	-	-	-
99-REVENUES-RESERVES-TRANSFERS	-	2,729	16,212	13,483
40106 2010 BOND SERIES Total	12,466	2,729	16,212	13,483
40107 WATER & SEWER DEBT SERVICE RES				
99-REVENUES-RESERVES-TRANSFERS	-	18,121,674	18,121,674	-
40107 WATER & SEWER DEBT SERVICE RES Total	-	18,121,674	18,121,674	-

EXPENDITURE SUMMARY BY FUND - PROGRAM

(INCLUDES INTERNAL CHARGES & CONTRAS)	FY17 ACTUALS	FY18 ADOPTED BUDGET	FY19 ADOPTED BUDGET	VARIANCE
40108 WATER & SEWER CAPITAL IMPROVEM				
08 UTILITIES ENGINEERING PROGR	5,314,277	14,715,000	23,224,000	8,509,000
99-REVENUES-RESERVES-TRANSFERS	-	3,057,187	2,836,187	(221,000)
40108 WATER & SEWER CAPITAL IMPROVEM Total	5,314,277	17,772,187	26,060,187	8,288,000
40115 WATER & SEWER BOND SER 2015A&B				
08 UTILITIES ENGINEERING PROGR	(1,798,927)	-	-	-
40115 WATER & SEWER BOND SER 2015A&B Total	(1,798,927)	-	-	-
40201 SOLID WASTE FUND				
07 FACILITIES	37,016	81,010	-	(81,010)
08 ES BUSINESS OFFICE	133,606	696,806	868,436	171,631
09 LANDFILL OPERATIONS PROGRAM	6,377,490	3,425,176	4,983,766	1,558,590
09 SW-COMPLIANCE & PROGRAM MAN	5,782,482	3,558,785	3,646,077	87,292
09 TRANSFER STATION	4,353,011	4,560,718	4,440,907	(119,811)
14 TELEPHONE SUPPORT & MAINT	-	-	9,157	9,157
99-REVENUES-RESERVES-TRANSFERS	57,056	27,374,713	21,698,542	(5,676,171)
40201 SOLID WASTE FUND Total	16,740,661	39,697,208	35,646,885	(4,050,323)
40204 LANDFILL MANAGEMENT ESCROW				
99-REVENUES-RESERVES-TRANSFERS	-	20,112,740	21,464,016	1,351,276
40204 LANDFILL MANAGEMENT ESCROW Total	-	20,112,740	21,464,016	1,351,276
50100 PROPERTY/CASUALTY INSURANCE FU				
18 RISK MANAGEMENT	2,318,219	2,423,954	2,430,098	6,144
99-REVENUES-RESERVES-TRANSFERS	1,042	5,126,663	5,392,313	265,650
50100 PROPERTY/CASUALTY INSURANCE FU Total	2,319,261	7,550,617	7,822,411	271,794
50200 WORKERS COMPENSATION FUND				
18 RISK MANAGEMENT	2,202,459	2,505,544	2,675,210	169,666
99-REVENUES-RESERVES-TRANSFERS	389	4,722,554	5,040,111	317,557
50200 WORKERS COMPENSATION FUND Total	2,202,848	7,228,098	7,715,321	487,223
50300 HEALTH INSURANCE FUND				
01 BENEFITS	19,834,260	21,388,572	24,548,026	3,159,454
99-REVENUES-RESERVES-TRANSFERS	-	6,358,210	6,833,960	475,750
50300 HEALTH INSURANCE FUND Total	19,834,260	27,746,782	31,381,986	3,635,204
60301 BOCC AGENCY FUND				
04 GREENWAYS & NATURAL LANDS	225	-	-	-
04 LEISURE BUSINESS OFFICE	65	-	18,000	18,000
60301 BOCC AGENCY FUND Total	290	-	18,000	18,000
60303 LIBRARIES-DESIGNATED				
04 LIBRARY SERVICES	70,616	49,000	50,000	1,000
60303 LIBRARIES-DESIGNATED Total	70,616	49,000	50,000	1,000
60304 ANIMAL CONTROL				
01 ANIMAL SERVICES	14,802	20,000	150,925	130,925
60304 ANIMAL CONTROL Total	14,802	20,000	150,925	130,925

EXPENDITURE SUMMARY BY FUND - PROGRAM

(INCLUDES INTERNAL CHARGES & CONTRAS)	FY17 ACTUALS	FY18 ADOPTED BUDGET	FY19 ADOPTED BUDGET	VARIANCE
60305 HISTORICAL COMMISSION				
04 PARKS & RECREATION	-	22,431	1,000	(21,431)
60305 HISTORICAL COMMISSION Total	-	22,431	1,000	(21,431)
60307 4-H COUNSEL COOP EXTENSION				
04 EXTENSION SERVICE	24,431	-	-	-
60307 4-H COUNSEL COOP EXTENSION Total	24,431	-	-	-
60308 ADULT DRUG COURT				
03 JUDICIAL	46,640	-	-	-
60308 ADULT DRUG COURT Total	46,640	-	-	-
60310 EXTENSION SERVICE PROGRAMS				
04 EXTENSION SERVICE	8,613	-	-	-
60310 EXTENSION SERVICE PROGRAMS Total	8,613	-	-	-
Grand Total	521,923,233	755,321,456	793,047,888	37,726,432

BUDGET COMPARISON BY FUND

FUND NAME - ACCOUNT MAJOR	FY17 ACTUALS	FY18 ADOPTED BUDGET	FY19 ADOPTED BUDGET	VARIANCE	%
00100 GENERAL FUND					
CHANGE IN FUND					
01 SOURCES	204,460,688	213,976,188	227,351,481	13,375,293	6%
310 TAXES	147,754,837	156,817,926	168,342,866	11,524,940	7%
320 PERMITS FEES & SPECIAL ASM	199,850	160,000	157,000	(3,000)	-2%
330 INTERGOVERNMENTAL REVENUE	36,352,777	37,500,530	38,088,500	587,970	2%
340 CHARGES FOR SERVICES	12,994,367	13,117,915	14,628,056	1,510,141	12%
350 JUDGEMENTS FINES & FORFEIT	896,220	1,020,000	1,005,500	(14,500)	-1%
360 MISCELLANEOUS REVENUES	2,524,518	3,096,700	3,515,344	418,644	14%
380 OTHER SOURCES	3,738,119	2,263,117	1,614,215	(648,902)	-29%
02 USES	204,442,435	213,927,509	227,267,043	13,339,534	6%
510 PERSONNEL SERVICES	30,611,243	35,524,920	37,082,699	1,557,779	4%
530 OPERATING EXPENDITURES	28,997,509	30,571,233	32,513,828	1,942,595	6%
540 INTERNAL SERVICE CHARGES	13,749,397	16,305,452	15,502,451	(803,001)	-5%
550 COST ALLOCATION (CONTRA)	(28,294,779)	(33,321,799)	(34,581,759)	(1,259,960)	4%
560 CAPITAL OUTLAY	1,595,708	2,670,751	3,814,634	1,143,883	43%
570 DEBT SERVICE	200	-	-	-	
580 GRANTS & AIDS	8,778,653	9,156,952	8,611,168	(545,784)	-6%
590 INTERFUND TRANSFERS OUT	14,939,006	16,089,918	18,172,730	2,082,812	13%
596 TRANSFERS TO CONSTITUTIONA	134,065,499	136,930,082	146,151,291	9,221,209	7%
CHANGE IN FUND Total	18,253	48,679	84,438	35,759	73%
399 FUND BALANCE	-	51,817,870	58,046,273	6,228,403	12%
599 RESERVES	-	51,866,549	58,130,711	6,264,163	12%

FUND BALANCE IN THE GENERAL FUND INCREASED 12% DUE TO A ONE-TIME TRANSFER FROM THE CLOSEOUT OF THE 17-92 CRA FUND.

00101 POLICE EDUCATION FUND

CHANGE IN FUND					
01 SOURCES	184,329	150,000	150,000	-	0%
340 CHARGES FOR SERVICES	149,209	150,000	150,000	-	0%
360 MISCELLANEOUS REVENUES	580	-	-	-	
380 OTHER SOURCES	34,540	-	-	-	
02 USES	200,000	150,000	150,000	-	0%
530 OPERATING EXPENDITURES	-	-	-	-	
596 TRANSFERS TO CONSTITUTIONA	200,000	150,000	150,000	-	0%
CHANGE IN FUND Total	(15,671)	-	-	-	
399 FUND BALANCE	-	-	-	-	

00103 NATURAL LAND ENDOWMENT FUND

CHANGE IN FUND					
01 SOURCES	82,790	54,700	49,700	(5,000)	-9%
330 INTERGOVERNMENTAL REVENUE	15,000	-	-	-	
340 CHARGES FOR SERVICES	50,739	40,000	35,000	(5,000)	-13%
360 MISCELLANEOUS REVENUES	17,051	14,700	14,700	-	0%
02 USES	104,939	183,980	276,980	93,000	51%
510 PERSONNEL SERVICES	13,919	-	-	-	
530 OPERATING EXPENDITURES	91,020	183,980	183,980	-	0%
540 INTERNAL SERVICE CHARGES	-	-	-	-	
560 CAPITAL OUTLAY	-	-	93,000	93,000	
CHANGE IN FUND Total	(22,149)	(129,280)	(227,280)	(98,000)	76%
399 FUND BALANCE	-	729,029	650,422	(78,607)	-11%
599 RESERVES	-	599,749	423,142	(176,607)	-29%

00104 BOATING IMPROVEMENT FUND

BUDGET COMPARISON BY FUND

FUND NAME - ACCOUNT MAJOR	FY17 ACTUALS	FY18 ADOPTED BUDGET	FY19 ADOPTED BUDGET	VARIANCE	%
CHANGE IN FUND					
01 SOURCES	90,758	85,000	85,000	-	0%
330 INTERGOVERNMENTAL REVENUE	87,107	85,000	85,000	-	0%
360 MISCELLANEOUS REVENUES	3,651	-	-	-	
02 USES	162,272	62,000	187,500	125,500	202%
530 OPERATING EXPENDITURES	-	-	-	-	
540 INTERNAL SERVICE CHARGES	-	-	-	-	
560 CAPITAL OUTLAY	162,272	62,000	187,500	125,500	202%
580 GRANTS & AIDS	-	-	-	-	
CHANGE IN FUND Total	(71,514)	23,000	(102,500)	(125,500)	-546%
399 FUND BALANCE	-	217,969	205,174	(12,795)	-6%
599 RESERVES	-	240,969	102,674	(138,295)	-57%

00108 FACILITIES MAINTENANCE FUND

CHANGE IN FUND					
01 SOURCES	856,401	600,000	164,800	(435,200)	-73%
360 MISCELLANEOUS REVENUES	6,401	-	-	-	
380 OTHER SOURCES	850,000	600,000	164,800	(435,200)	-73%
02 USES	1,240,933	552,201	231,900	(320,301)	-58%
530 OPERATING EXPENDITURES	215,118	552,201	158,100	(394,101)	-71%
550 COST ALLOCATION (CONTRA)	-	-	-	-	
560 CAPITAL OUTLAY	1,025,815	-	73,800	73,800	
CHANGE IN FUND Total	(384,532)	47,799	(67,100)	(114,899)	-240%
399 FUND BALANCE	-	24,996	183,988	158,992	636%
599 RESERVES	-	72,795	116,888	44,093	61%

THE FACILITIES MAINTENANCE FUND IS A SUB-FUND OF THE GENERAL FUND. THE % CHANGE IN FUND BALANCE IS NOT REPRESENTATIVE OF A CHANGE IN ONGOING OPERATIONS.

00109 FLEET REPLACEMENT FUND

CHANGE IN FUND					
01 SOURCES	304,054	-	1,918,476	1,918,476	
360 MISCELLANEOUS REVENUES	4,523	-	-	-	
380 OTHER SOURCES	299,531	-	1,918,476	1,918,476	
02 USES	644,119	211,333	1,890,923	1,679,590	795%
530 OPERATING EXPENDITURES	2,770	-	-	-	
560 CAPITAL OUTLAY	641,349	211,333	1,890,923	1,679,590	795%
CHANGE IN FUND Total	(340,065)	(211,333)	27,553	238,886	-113%
399 FUND BALANCE	-	453,581	254,775	(198,806)	-44%
599 RESERVES	-	242,248	282,328	40,080	17%

THE FLEET REPLACEMENT FUND IS A SUB-FUND OF THE GENERAL FUND. THE % CHANGE IN FUND BALANCE IS NOT REPRESENTATIVE OF A CHANGE IN ONGOING OPERATIONS.

00110 ADULT DRUG COURT GRANT FUND

CHANGE IN FUND					
01 SOURCES	328,347	324,996	443,321	118,325	36%
330 INTERGOVERNMENTAL REVENUE	328,347	324,996	443,321	118,325	36%
02 USES	327,560	324,996	443,321	118,325	36%
510 PERSONNEL SERVICES	48,465	49,808	-	(49,808)	-100%
530 OPERATING EXPENDITURES	272,681	269,013	270,051	1,038	0%
540 INTERNAL SERVICE CHARGES	6,414	6,175	173,270	167,095	2706%
CHANGE IN FUND Total	787	(0)	-	0	-100%

00111 TECHNOLOGY REPLACEMENT FUND

CHANGE IN FUND					
01 SOURCES	516,629	263,272	250,000	(13,272)	-5%
340 CHARGES FOR SERVICES	6,596	13,272	-	(13,272)	-100%

BUDGET COMPARISON BY FUND

FUND NAME - ACCOUNT MAJOR	FY17 ACTUALS	FY18 ADOPTED BUDGET	FY19 ADOPTED BUDGET	VARIANCE	%
360 MISCELLANEOUS REVENUES	7,896	-	-	-	
380 OTHER SOURCES	502,137	250,000	250,000	-	0%
02 USES	548,203	12,089	262	(11,826)	-98%
530 OPERATING EXPENDITURES	429,672	484,581	474,514	(10,067)	-2%
540 INTERNAL SERVICE CHARGES	-	-	-	-	
550 COST ALLOCATION (CONTRA)	-	(593,492)	(574,291)	19,202	-3%
560 CAPITAL OUTLAY	118,530	121,000	100,039	(20,961)	-17%
CHANGE IN FUND Total	(31,574)	251,183	249,738	(1,446)	-1%
399 FUND BALANCE	-	17,854	507,396	489,542	2742%
599 RESERVES	-	269,037	757,134	488,097	181%

THE TECHNOLOGY REPLACEMENT FUND IS A SUB-FUND OF THE GENERAL FUND. THE % CHANGE IN FUND BALANCE IS NOT REPRESENTATIVE OF A CHANGE IN ONGOING OPERATIONS.

00112 BCC PROJECTS

CHANGE IN FUND					
01 SOURCES	521	453,500	663,739	210,239	46%
330 INTERGOVERNMENTAL REVENUE	-	-	-	-	
360 MISCELLANEOUS REVENUES	521	-	-	-	
380 OTHER SOURCES	-	453,500	663,739	210,239	46%
02 USES	-	453,500	663,739	210,239	46%
510 PERSONNEL SERVICES	-	-	-	-	
530 OPERATING EXPENDITURES	-	155,000	-	(155,000)	-100%
560 CAPITAL OUTLAY	-	298,500	663,739	365,239	122%
590 INTERFUND TRANSFERS OUT	-	-	-	-	
CHANGE IN FUND Total	521	-	-	-	
399 FUND BALANCE	-	-	-	-	

10101 TRANSPORTATION TRUST FUND

CHANGE IN FUND					
01 SOURCES	17,407,892	17,657,235	17,624,899	(32,336)	0%
310 TAXES	9,619,692	9,900,997	10,170,333	269,336	3%
330 INTERGOVERNMENTAL REVENUE	6,268,629	6,204,000	5,867,000	(337,000)	-5%
340 CHARGES FOR SERVICES	1,442,047	1,502,238	1,537,566	35,328	2%
360 MISCELLANEOUS REVENUES	75,315	50,000	50,000	-	0%
380 OTHER SOURCES	2,210	-	-	-	
02 USES	16,216,111	18,526,915	19,228,810	701,894	4%
510 PERSONNEL SERVICES	11,530,869	12,758,481	13,471,786	713,305	6%
530 OPERATING EXPENDITURES	3,716,404	4,533,700	4,830,482	296,782	7%
540 INTERNAL SERVICE CHARGES	3,817,801	4,471,353	3,935,670	(535,683)	-12%
550 COST ALLOCATION (CONTRA)	(2,992,829)	(4,090,483)	(4,260,061)	(169,578)	4%
560 CAPITAL OUTLAY	60,865	818,401	1,221,900	403,499	49%
580 GRANTS & AIDS	7,318	7,865	-	(7,865)	-100%
590 INTERFUND TRANSFERS OUT	50,075	-	-	-	
596 TRANSFERS TO CONSTITUTIONA	25,608	27,598	29,033	1,435	5%
CHANGE IN FUND Total	1,191,781	(869,680)	(1,603,911)	(734,230)	84%
399 FUND BALANCE	-	4,190,903	5,575,511	1,384,608	33%
599 RESERVES	-	3,321,223	3,971,600	650,377	20%

FUND BALANCE INCREASED DUE TO INCREASES IN PROPERTY TAXES AND GAS TAXES.

10102 NINTH-CENT FUEL TAX FUND

CHANGE IN FUND					
01 SOURCES	6,356,669	6,924,779	7,240,619	315,840	5%
310 TAXES	2,273,402	2,260,000	2,305,000	45,000	2%
360 MISCELLANEOUS REVENUES	-	-	-	-	
380 OTHER SOURCES	4,083,267	4,664,779	4,935,619	270,840	6%

BUDGET COMPARISON BY FUND

FUND NAME - ACCOUNT MAJOR	FY17 ACTUALS	FY18 ADOPTED BUDGET	FY19 ADOPTED BUDGET	VARIANCE	%
02 USES	6,536,795	6,924,779	7,240,619	315,840	5%
530 OPERATING EXPENDITURES	-	-	-	-	
580 GRANTS & AIDS	6,536,795	6,924,779	7,240,619	315,840	5%
CHANGE IN FUND Total	(180,126)	-	-	-	
399 FUND BALANCE	-	-	-	-	

10400 BUILDING PROGRAM

CHANGE IN FUND					
01 SOURCES	4,118,982	3,844,000	4,665,000	821,000	21%
320 PERMITS FEES & SPECIAL ASM	3,550,483	3,359,000	4,025,000	666,000	20%
340 CHARGES FOR SERVICES	358,285	281,000	356,000	75,000	27%
360 MISCELLANEOUS REVENUES	210,213	204,000	284,000	80,000	39%
380 OTHER SOURCES	-	-	-	-	
02 USES	3,318,687	3,889,448	6,144,863	2,255,415	58%
510 PERSONNEL SERVICES	2,769,838	3,180,874	4,207,903	1,027,029	32%
530 OPERATING EXPENDITURES	94,633	154,996	376,409	221,413	143%
540 INTERNAL SERVICE CHARGES	418,970	472,077	660,465	188,387	40%
560 CAPITAL OUTLAY	20,928	81,501	125,872	44,371	54%
590 INTERFUND TRANSFERS OUT	14,319	-	774,215	774,215	
CHANGE IN FUND Total	800,295	(45,448)	(1,479,863)	(1,434,415)	3156%
399 FUND BALANCE	-	3,007,550	3,143,992	136,442	5%
599 RESERVES	-	2,962,102	1,664,129	(1,297,973)	-44%

11000 TOURISM PARKS 1,2,3 CENT FUND

CHANGE IN FUND					
01 SOURCES	3,183,563	3,276,000	3,360,000	84,000	3%
310 TAXES	3,165,596	3,276,000	3,360,000	84,000	3%
360 MISCELLANEOUS REVENUES	17,967	-	-	-	
380 OTHER SOURCES	-	-	-	-	
02 USES	6,623,261	2,476,215	2,801,511	325,297	13%
510 PERSONNEL SERVICES	40,808	41,628	43,176	1,549	4%
530 OPERATING EXPENDITURES	85,489	90,387	90,387	-	0%
540 INTERNAL SERVICE CHARGES	8,000	30,000	65,665	35,665	119%
560 CAPITAL OUTLAY	4,471,928	-	-	-	
570 DEBT SERVICE	33,141	50,000	305,833	255,833	512%
580 GRANTS & AIDS	343,750	325,000	355,000	30,000	9%
590 INTERFUND TRANSFERS OUT	1,640,144	1,939,200	1,941,450	2,250	0%
CHANGE IN FUND Total	(3,439,697)	799,785	558,489	(241,297)	-30%
399 FUND BALANCE	-	1,140,153	2,347,291	1,207,138	106%
599 RESERVES	-	1,939,938	2,905,780	965,841	50%

FUND BALANCE INCREASED DUE TO HIGHER THAN ANTICIPATED TOURIST DEVELOPMENT TAX AND INTEREST INCOME.

11001 TOURISM SPORTS 4 & 6 CENT FUND

CHANGE IN FUND					
01 SOURCES	2,123,822	2,186,500	2,242,500	56,000	3%
310 TAXES	2,110,298	2,184,000	2,240,000	56,000	3%
360 MISCELLANEOUS REVENUES	13,525	2,500	2,500	(0)	0%
02 USES	2,714,970	2,213,473	2,335,066	121,593	5%
510 PERSONNEL SERVICES	273,183	480,279	550,876	70,597	15%
530 OPERATING EXPENDITURES	1,286,327	1,663,230	1,682,599	19,369	1%
540 INTERNAL SERVICE CHARGES	66,862	69,964	101,591	31,627	45%
560 CAPITAL OUTLAY	1,087,915	-	-	-	
590 INTERFUND TRANSFERS OUT	683	-	-	-	

BUDGET COMPARISON BY FUND

FUND NAME - ACCOUNT MAJOR	FY17 ACTUALS	FY18 ADOPTED BUDGET	FY19 ADOPTED BUDGET	VARIANCE	%
CHANGE IN FUND Total	(591,148)	(26,973)	(92,566)	(65,593)	243%
399 FUND BALANCE	-	921,002	1,534,582	613,580	67%
599 RESERVES	-	894,029	1,442,016	547,987	61%

FUND BALANCE INCREASED DUE TO HIGHER THAN ANTICIPATED TOURIST DEVELOPMENT TAX AND INTEREST INCOME.

11200 FIRE PROTECTION FUND

CHANGE IN FUND					
01 SOURCES	50,963,333	62,950,902	66,331,065	3,380,163	5%
310 TAXES	43,682,298	55,560,902	59,021,065	3,460,163	6%
320 PERMITS FEES & SPECIAL ASM	580,172	-	-	-	
330 INTERGOVERNMENTAL REVENUE	619,052	410,000	120,000	(290,000)	-71%
340 CHARGES FOR SERVICES	5,482,071	6,510,000	6,160,000	(350,000)	-5%
360 MISCELLANEOUS REVENUES	387,818	420,000	980,000	560,000	133%
380 OTHER SOURCES	211,924	50,000	50,000	-	0%
02 USES	53,374,142	61,272,129	64,472,416	3,200,287	5%
510 PERSONNEL SERVICES	42,089,706	45,612,726	47,574,108	1,961,383	4%
530 OPERATING EXPENDITURES	3,591,088	4,687,080	5,154,505	467,425	10%
540 INTERNAL SERVICE CHARGES	5,828,118	6,366,561	6,677,337	310,776	5%
560 CAPITAL OUTLAY	664,317	2,831,049	3,995,766	1,164,717	41%
580 GRANTS & AIDS	338,183	918,048	48,360	(869,688)	-95%
590 INTERFUND TRANSFERS OUT	104,422	-	-	-	
596 TRANSFERS TO CONSTITUTIONA	758,309	856,665	1,022,340	165,674	19%
CHANGE IN FUND Total	(2,410,809)	1,678,773	1,858,649	179,876	11%
399 FUND BALANCE	-	14,233,937	19,207,945	4,974,008	35%
599 RESERVES	-	15,912,710	21,066,594	5,153,884	32%

FUND BALANCE INCREASED DUE TO THE BUILDING OF RESERVEVES FOR FUTURE CAPITAL FACILITIES AND EQUIPMENT REQUIREMENTS.

11201 FIRE PROT FUND-REPLACE & RENEW

CHANGE IN FUND					
01 SOURCES	-	-	-	-	
360 MISCELLANEOUS REVENUES	-	-	-	-	
380 OTHER SOURCES	-	-	-	-	
02 USES	146,420	-	-	-	
530 OPERATING EXPENDITURES	-	-	-	-	
560 CAPITAL OUTLAY	-	-	-	-	
590 INTERFUND TRANSFERS OUT	146,420	-	-	-	
CHANGE IN FUND Total	(146,420)	-	-	-	
399 FUND BALANCE	-	-	-	-	

11207 FIRE PROTECT FUND-CASSELBERRY

CHANGE IN FUND					
01 SOURCES	3,839,714	4,377,222	4,731,955	354,733	8%
310 TAXES	2,720,251	3,219,322	4,074,255	854,933	27%
320 PERMITS FEES & SPECIAL ASM	65,501	-	-	-	
330 INTERGOVERNMENTAL REVENUE	9,540	19,800	19,800	-	0%
340 CHARGES FOR SERVICES	1,041,680	1,130,600	616,900	(513,700)	-45%
360 MISCELLANEOUS REVENUES	2,742	7,500	21,000	13,500	180%
02 USES	4,106,150	4,587,222	4,731,955	144,733	3%
510 PERSONNEL SERVICES	3,478,109	3,619,478	3,839,362	219,884	6%
530 OPERATING EXPENDITURES	217,749	327,294	277,098	(50,196)	-15%
540 INTERNAL SERVICE CHARGES	410,292	620,450	555,706	(64,744)	-10%
560 CAPITAL OUTLAY	-	20,000	59,789	39,789	199%
CHANGE IN FUND Total	(266,435)	(210,000)	(0)	210,000	-100%
399 FUND BALANCE	-	210,000	-	(210,000)	-100%

THIS FUND IS BALANCED EACH YEAR WITH CURRENT REVENUES AND EXPENDITURES.

BUDGET COMPARISON BY FUND

FUND NAME - ACCOUNT MAJOR	FY17 ACTUALS	FY18 ADOPTED BUDGET	FY19 ADOPTED BUDGET	VARIANCE	%
599 RESERVES	-	-	-	-	

11400 COURT SUPP TECH FEE (ARTV)

CHANGE IN FUND					
01 SOURCES	730,381	720,000	919,086	199,086	28%
340 CHARGES FOR SERVICES	724,660	720,000	715,000	(5,000)	-1%
360 MISCELLANEOUS REVENUES	5,721	-	-	-	
380 OTHER SOURCES	-	-	204,086	204,086	
02 USES	955,349	1,082,776	1,111,177	28,401	3%
510 PERSONNEL SERVICES	324,347	342,584	359,165	16,581	5%
530 OPERATING EXPENDITURES	567,222	660,412	609,590	(50,822)	-8%
540 INTERNAL SERVICE CHARGES	-	-	-	-	
560 CAPITAL OUTLAY	-	16,000	78,642	62,642	392%
580 GRANTS & AIDS	63,780	63,780	63,780	-	0%
CHANGE IN FUND Total	(224,968)	(362,776)	(192,091)	170,685	-47%
399 FUND BALANCE	-	475,624	304,939	(170,685)	-36%
599 RESERVES	-	112,848	112,848	-	0%

THIS FUND WILL REQUIRE A TRANSFER FROM THE GENERAL FUND TO OPERATE MOVING FORWARD. IT WILL NO LONGER HAVE FUND BALANCE.

11500 INFRASTRUCTURE TAX FUND

CHANGE IN FUND					
01 SOURCES	256,187	-	600,000	600,000	
360 MISCELLANEOUS REVENUES	256,187	-	600,000	600,000	
02 USES	6,647,494	5,000,000	220,000	(4,780,000)	-96%
530 OPERATING EXPENDITURES	-	-	220,000	220,000	
540 INTERNAL SERVICE CHARGES	-	-	-	-	
560 CAPITAL OUTLAY	4,346,464	5,000,000	-	(5,000,000)	-100%
580 GRANTS & AIDS	2,301,031	-	-	-	
590 INTERFUND TRANSFERS OUT	-	-	-	-	
CHANGE IN FUND Total	(6,391,308)	(5,000,000)	380,000	5,380,000	-108%
399 FUND BALANCE	-	16,345,836	12,159,078	(4,186,758)	-26%
599 RESERVES	-	11,345,836	12,539,078	1,193,242	11%

THIS FUND IS NO LONGER RECEIVING REVENUES. THE FUND WILL BE CLOSED OUT WHEN ALL PROJECTS HAVE BEEN COMPLETE.

11541 INFRASTRUCTURE-COUNTY COMMIS

CHANGE IN FUND					
01 SOURCES	451,220	-	700,000	700,000	
330 INTERGOVERNMENTAL REVENUE	-	-	-	-	
360 MISCELLANEOUS REVENUES	451,220	-	700,000	700,000	
380 OTHER SOURCES	-	-	-	-	
02 USES	14,761,022	1,213,100	264,640	(948,460)	-78%
530 OPERATING EXPENDITURES	175,642	63,100	64,640	1,540	2%
540 INTERNAL SERVICE CHARGES	-	-	-	-	
560 CAPITAL OUTLAY	11,860,124	1,150,000	200,000	(950,000)	-83%
580 GRANTS & AIDS	2,721,864	-	-	-	
590 INTERFUND TRANSFERS OUT	3,392	-	-	-	
CHANGE IN FUND Total	(14,309,802)	(1,213,100)	435,360	1,648,460	-136%
399 FUND BALANCE	-	4,086,324	3,491,472	(594,852)	-15%
599 RESERVES	-	2,873,224	3,926,832	1,053,608	37%

THIS FUND IS NO LONGER RECEIVING REVENUES. THE FUND WILL BE CLOSED OUT WHEN ALL PROJECTS HAVE BEEN COMPLETE.

11560 2014 INFRASTRUCTURE SALES TAX

CHANGE IN FUND					
01 SOURCES	40,444,454	41,675,692	43,611,000	1,935,308	5%
310 TAXES	39,998,553	41,175,692	42,411,000	1,235,308	3%

BUDGET COMPARISON BY FUND

FUND NAME - ACCOUNT MAJOR	FY17 ACTUALS	FY18 ADOPTED BUDGET	FY19 ADOPTED BUDGET	VARIANCE	%
360 MISCELLANEOUS REVENUES	445,901	500,000	1,200,000	700,000	140%
02 USES	25,593,109	46,676,296	38,300,461	(8,375,835)	-18%
530 OPERATING EXPENDITURES	665,475	897,000	50,000	(847,000)	-94%
540 INTERNAL SERVICE CHARGES	-	4,090,483	4,260,061	169,578	4%
560 CAPITAL OUTLAY	19,088,808	40,938,813	26,290,400	(14,648,413)	-36%
580 GRANTS & AIDS	5,838,827	750,000	7,700,000	6,950,000	927%
CHANGE IN FUND Total	14,851,345	(5,000,604)	5,310,539	10,311,143	-206%
399 FUND BALANCE	-	10,802,174	8,072,293	(2,729,881)	-25%
599 RESERVES	-	5,801,570	13,382,832	7,581,262	131%

FUND BALANCE HAS BEEN REDUCED AS NEW PROJECT BUDGETS ARE ESTABLISHED. FUTURE BUDGETS ARE DEPENDENT UPON FUTURE COLLECTIONS.

11641 PUBLIC WORKS-INTERLOCAL AGREEM

CHANGE IN FUND					
01 SOURCES	261,041	-	-	-	
330 INTERGOVERNMENTAL REVENUE	260,896	-	-	-	
360 MISCELLANEOUS REVENUES	145	-	-	-	
02 USES	260,896	-	-	-	
530 OPERATING EXPENDITURES	28,335	-	-	-	
560 CAPITAL OUTLAY	232,561	-	-	-	
590 INTERFUND TRANSFERS OUT	-	-	-	-	
CHANGE IN FUND Total	145	-	-	-	
399 FUND BALANCE	-	-	-	-	

11800 EMS TRUST FUND

CHANGE IN FUND					
01 SOURCES	4,290	-	-	-	
330 INTERGOVERNMENTAL REVENUE	4,290	-	-	-	
360 MISCELLANEOUS REVENUES	-	-	-	-	
02 USES	4,290	-	-	-	
530 OPERATING EXPENDITURES	4,290	-	-	-	
560 CAPITAL OUTLAY	-	-	-	-	
CHANGE IN FUND Total	-	-	-	-	
399 FUND BALANCE	-	-	-	-	

11901 COMMUNITY DEVELOPMEN BLK GRANT

CHANGE IN FUND					
01 SOURCES	1,767,289	1,665,154	1,906,512	241,358	14%
330 INTERGOVERNMENTAL REVENUE	1,707,904	1,665,154	1,906,512	241,358	14%
380 OTHER SOURCES	59,385	-	-	-	
02 USES	1,734,849	1,665,154	1,906,512	241,358	14%
510 PERSONNEL SERVICES	-	-	-	-	
530 OPERATING EXPENDITURES	96,147	94,715	101,302	6,587	7%
540 INTERNAL SERVICE CHARGES	230,303	239,577	280,000	40,423	17%
560 CAPITAL OUTLAY	-	-	-	-	
580 GRANTS & AIDS	1,408,400	1,330,862	1,525,210	194,348	15%
CHANGE IN FUND Total	32,439	-	-	-	
399 FUND BALANCE	-	-	-	-	

11902 HOME PROGRAM GRANT

CHANGE IN FUND					
01 SOURCES	395,362	496,754	734,777	238,023	48%
330 INTERGOVERNMENTAL REVENUE	395,362	496,754	734,777	238,023	48%
360 MISCELLANEOUS REVENUES	-	-	-	-	

BUDGET COMPARISON BY FUND

FUND NAME - ACCOUNT MAJOR	FY17 ACTUALS	FY18 ADOPTED BUDGET	FY19 ADOPTED BUDGET	VARIANCE	%
02 USES	433,712	496,754	734,777	238,023	48%
530 OPERATING EXPENDITURES	14,445	29,675	21,477	(8,198)	-28%
540 INTERNAL SERVICE CHARGES	19,999	20,000	52,000	32,000	160%
580 GRANTS & AIDS	360,918	447,079	661,300	214,221	48%
590 INTERFUND TRANSFERS OUT	38,350	-	-	-	
CHANGE IN FUND Total	(38,350)	-	-	-	
399 FUND BALANCE	-	-	-	-	

11904 EMERGENCY SHELTER GRANTS

CHANGE IN FUND					
01 SOURCES	145,276	148,985	149,759	774	1%
330 INTERGOVERNMENTAL REVENUE	145,276	148,985	149,759	774	1%
360 MISCELLANEOUS REVENUES	-	-	-	-	
02 USES	145,276	148,985	149,759	774	1%
530 OPERATING EXPENDITURES	8,601	-	3,231	3,231	
540 INTERNAL SERVICE CHARGES	10,144	-	8,000	8,000	
580 GRANTS & AIDS	126,531	148,985	138,528	(10,457)	-7%
CHANGE IN FUND Total	-	-	-	-	

11905 COMMUNITY SVC BLOCK GRANT

CHANGE IN FUND					
01 SOURCES	(287,012)	(43,561)	(30,000)	13,561	-31%
330 INTERGOVERNMENTAL REVENUE	(287,012)	(43,561)	(30,000)	13,561	-31%
02 USES	287,012	43,561	30,000	(13,561)	-31%
510 PERSONNEL SERVICES	43,244	43,410	0	(43,410)	-100%
530 OPERATING EXPENDITURES	82,853	-	-	-	
540 INTERNAL SERVICE CHARGES	(0)	151	30,000	29,849	19789%
580 GRANTS & AIDS	160,916	-	-	-	
CHANGE IN FUND Total	(0)	0	-	(0)	-100%

11908 DISASTER PREPAREDNESS

CHANGE IN FUND					
01 SOURCES	237,574	41,056	-	(41,056)	-100%
330 INTERGOVERNMENTAL REVENUE	237,574	41,056	-	(41,056)	-100%
360 MISCELLANEOUS REVENUES	-	-	-	-	
02 USES	237,574	41,056	-	(41,056)	-100%
510 PERSONNEL SERVICES	56,022	41,056	-	(41,056)	-100%
530 OPERATING EXPENDITURES	151,648	-	-	-	
560 CAPITAL OUTLAY	29,904	-	-	-	
CHANGE IN FUND Total	(0)	0	-	(0)	-100%

11909 MOSQUITO CONTROL GRANT

CHANGE IN FUND					
01 SOURCES	1,235,671	502,468	41,646	(460,822)	-92%
330 INTERGOVERNMENTAL REVENUE	1,235,671	502,468	41,646	(460,822)	-92%
360 MISCELLANEOUS REVENUES	-	-	-	-	
02 USES	1,235,670	502,468	41,646	(460,822)	-92%
510 PERSONNEL SERVICES	552,985	422,915	41,646	(381,269)	-90%
530 OPERATING EXPENDITURES	469,983	51,622	-	(51,622)	-100%
560 CAPITAL OUTLAY	212,702	27,931	-	(27,931)	-100%
CHANGE IN FUND Total	1	0	-	(0)	-100%

BUDGET COMPARISON BY FUND

FUND NAME - ACCOUNT MAJOR	FY17 ACTUALS	FY18 ADOPTED BUDGET	FY19 ADOPTED BUDGET	VARIANCE	%
11912 PUBLIC SAFETY GRANTS (STATE)					
CHANGE IN FUND					
01 SOURCES	(1,051)	-	-	-	
330 INTERGOVERNMENTAL REVENUE	(1,082)	-	-	-	
360 MISCELLANEOUS REVENUES	31	-	-	-	
02 USES	-	-	-	-	
510 PERSONNEL SERVICES	-	-	-	-	
530 OPERATING EXPENDITURES	-	-	-	-	
540 INTERNAL SERVICE CHARGES	-	-	-	-	
560 CAPITAL OUTLAY	-	-	-	-	
580 GRANTS & AIDS	-	-	-	-	
CHANGE IN FUND Total	(1,051)	-	-	-	
11915 PUBLIC SAFETY GRANTS (FEDERAL)					
CHANGE IN FUND					
01 SOURCES	69,544	-	-	-	
330 INTERGOVERNMENTAL REVENUE	69,544	-	-	-	
02 USES	69,539	-	-	-	
530 OPERATING EXPENDITURES	36,937	-	-	-	
560 CAPITAL OUTLAY	32,602	-	-	-	
CHANGE IN FUND Total	5	-	-	-	
11916 PUBLIC WORKS GRANTS					
CHANGE IN FUND					
01 SOURCES	3,489,361	-	-	-	
330 INTERGOVERNMENTAL REVENUE	3,485,969	-	-	-	
360 MISCELLANEOUS REVENUES	-	-	-	-	
380 OTHER SOURCES	3,392	-	-	-	
02 USES	3,485,969	-	-	-	
530 OPERATING EXPENDITURES	13,455	-	-	-	
560 CAPITAL OUTLAY	3,472,515	-	-	-	
580 GRANTS & AIDS	-	-	-	-	
CHANGE IN FUND Total	3,392	-	-	-	
399 FUND BALANCE	-	-	-	-	
11917 LEISURE SERVICES GRANTS					
CHANGE IN FUND					
01 SOURCES	6,005	-	40,000	40,000	
330 INTERGOVERNMENTAL REVENUE	6,005	-	40,000	40,000	
360 MISCELLANEOUS REVENUES	-	-	-	-	
02 USES	6,005	-	40,000	40,000	
530 OPERATING EXPENDITURES	6,005	-	40,000	40,000	
560 CAPITAL OUTLAY	-	-	-	-	
CHANGE IN FUND Total	-	-	-	-	
11919 COMMUNITY SVC GRANTS					
CHANGE IN FUND					
01 SOURCES	497,612	479,291	479,291	-	0%
330 INTERGOVERNMENTAL REVENUE	468,207	479,291	479,291	-	0%
360 MISCELLANEOUS REVENUES	-	-	-	-	
380 OTHER SOURCES	29,404	-	-	-	

BUDGET COMPARISON BY FUND

FUND NAME - ACCOUNT MAJOR	FY17 ACTUALS	FY18 ADOPTED BUDGET	FY19 ADOPTED BUDGET	VARIANCE	%
02 USES	468,207	479,291	479,291	(0)	0%
510 PERSONNEL SERVICES	54,606	62,907	-	(62,907)	-100%
530 OPERATING EXPENDITURES	24,526	13,700	19,855	6,155	45%
540 INTERNAL SERVICE CHARGES	0	43	-	(43)	-100%
580 GRANTS & AIDS	389,075	402,641	459,436	56,795	14%
CHANGE IN FUND Total	29,404	(0)	-	0	-100%
399 FUND BALANCE	-	-	-	-	

11920 NEIGHBOR STABIL PROGRAM GRANT

CHANGE IN FUND					
01 SOURCES	57,351	42,295	10,000	(32,295)	-76%
330 INTERGOVERNMENTAL REVENUE	(18,735)	42,295	10,000	(32,295)	-76%
360 MISCELLANEOUS REVENUES	76,086	-	-	-	
02 USES	57,351	42,295	10,000	(32,295)	-76%
510 PERSONNEL SERVICES	47,170	42,145	-	(42,145)	-100%
530 OPERATING EXPENDITURES	10,181	-	-	-	
540 INTERNAL SERVICE CHARGES	(0)	151	10,000	9,849	6530%
580 GRANTS & AIDS	-	-	-	-	
CHANGE IN FUND Total	0	(0)	-	0	-100%

11925 DCF REINVESTMENT GRANT FUND

CHANGE IN FUND					
01 SOURCES	231,061	1,200,000	47,313	(1,152,687)	-96%
330 INTERGOVERNMENTAL REVENUE	231,061	1,200,000	47,313	(1,152,687)	-96%
360 MISCELLANEOUS REVENUES	-	-	-	-	
02 USES	231,061	1,200,000	47,313	(1,152,687)	-96%
510 PERSONNEL SERVICES	250	-	-	-	
530 OPERATING EXPENDITURES	211,097	995,567	-	(995,567)	-100%
540 INTERNAL SERVICE CHARGES	19,714	204,433	47,313	(157,120)	-77%
CHANGE IN FUND Total	-	-	-	-	

11926 CITY OF SANFORD CDBG

CHANGE IN FUND					
01 SOURCES	294,833	401,643	448,253	46,610	12%
330 INTERGOVERNMENTAL REVENUE	294,833	401,643	448,253	46,610	12%
380 OTHER SOURCES	-	-	-	-	
02 USES	294,364	401,643	448,253	46,610	12%
510 PERSONNEL SERVICES	57,483	60,171	62,824	2,653	4%
530 OPERATING EXPENDITURES	13,172	9,329	16,826	7,497	80%
540 INTERNAL SERVICE CHARGES	12,001	12,000	10,000	(2,000)	-17%
580 GRANTS & AIDS	211,709	320,143	358,603	38,460	12%
CHANGE IN FUND Total	469	0	-	0	

11930 RESOURCE MANAGEMENT GRANTS

CHANGE IN FUND					
01 SOURCES	59,031	22,535	-	(22,535)	-100%
330 INTERGOVERNMENTAL REVENUE	59,031	22,535	-	(22,535)	-100%
360 MISCELLANEOUS REVENUES	-	-	-	-	
02 USES	59,031	22,535	-	(22,535)	-100%
510 PERSONNEL SERVICES	21,753	22,535	-	(22,535)	-100%
530 OPERATING EXPENDITURES	37,277	-	-	-	
540 INTERNAL SERVICE CHARGES	-	-	-	-	

BUDGET COMPARISON BY FUND

FUND NAME - ACCOUNT MAJOR	FY17 ACTUALS	FY18 ADOPTED BUDGET	FY19 ADOPTED BUDGET	VARIANCE	%
CHANGE IN FUND Total	(0)	-	-	0	-100%

11933 FEDERAL MITIGATION GRANTS

CHANGE IN FUND					
01 SOURCES	-	-	195,898	195,898	
330 INTERGOVERNMENTAL REVENUE	-	-	195,898	195,898	
02 USES	-	-	195,898	195,898	
540 INTERNAL SERVICE CHARGES	-	-	-	-	
560 CAPITAL OUTLAY	-	-	195,898	195,898	
CHANGE IN FUND Total	-	-	-	-	

12014 AFFORDABLE HOUSING 13/14

CHANGE IN FUND					
01 SOURCES	(146)	-	-	-	
330 INTERGOVERNMENTAL REVENUE	(146)	-	-	-	
360 MISCELLANEOUS REVENUES	-	-	-	-	
02 USES	-	-	-	-	
530 OPERATING EXPENDITURES	-	-	-	-	
540 INTERNAL SERVICE CHARGES	-	-	-	-	
580 GRANTS & AIDS	-	-	-	-	
CHANGE IN FUND Total	(146)	-	-	-	

12015 SHIP AFFORDABLE HOUSING 14/15

CHANGE IN FUND					
01 SOURCES	905,756	-	-	-	
330 INTERGOVERNMENTAL REVENUE	905,756	-	-	-	
360 MISCELLANEOUS REVENUES	-	-	-	-	
02 USES	905,756	-	-	-	
510 PERSONNEL SERVICES	-	-	-	-	
530 OPERATING EXPENDITURES	1,638	-	-	-	
540 INTERNAL SERVICE CHARGES	34,142	-	-	-	
580 GRANTS & AIDS	869,976	-	-	-	
CHANGE IN FUND Total	-	-	-	-	

12016 SHIP AFFORDABLE HOUSING 15/16

CHANGE IN FUND					
01 SOURCES	410,417	-	-	-	
330 INTERGOVERNMENTAL REVENUE	410,417	-	-	-	
360 MISCELLANEOUS REVENUES	-	-	-	-	
02 USES	407,743	-	-	-	
530 OPERATING EXPENDITURES	43,775	-	-	-	
540 INTERNAL SERVICE CHARGES	61,540	-	-	-	
580 GRANTS & AIDS	302,428	-	-	-	
CHANGE IN FUND Total	2,674	-	-	-	

12017 SHIP AFFORDABLE HOUSING 16/17

CHANGE IN FUND					
01 SOURCES	326,712	42,600	-	(42,600)	-100%
330 INTERGOVERNMENTAL REVENUE	326,712	42,600	-	(42,600)	-100%
360 MISCELLANEOUS REVENUES	-	-	-	-	
02 USES	326,712	42,600	-	(42,600)	-100%

BUDGET COMPARISON BY FUND

FUND NAME - ACCOUNT MAJOR	FY17 ACTUALS	FY18 ADOPTED BUDGET	FY19 ADOPTED BUDGET	VARIANCE	%
510 PERSONNEL SERVICES	32,056	42,145	-	(42,145)	-100%
530 OPERATING EXPENDITURES	17,864	-	-	-	
540 INTERNAL SERVICE CHARGES	90,333	455	-	(455)	-100%
580 GRANTS & AIDS	186,459	-	-	-	
CHANGE IN FUND Total	-	(0)	-	(0)	-100%

12018 SHIP AFFORDABLE HOUSING 17/18

CHANGE IN FUND					
01 SOURCES	-	-	33,000	33,000	
330 INTERGOVERNMENTAL REVENUE	-	-	33,000	33,000	
360 MISCELLANEOUS REVENUES	-	-	-	-	
02 USES	-	-	33,000	33,000	
510 PERSONNEL SERVICES	-	-	-	-	
530 OPERATING EXPENDITURES	-	-	-	-	
540 INTERNAL SERVICE CHARGES	-	-	33,000	33,000	
580 GRANTS & AIDS	-	-	-	-	
CHANGE IN FUND Total	-	-	-	-	

12019 SHIP AFFORDABLE HOUSING 18/19

CHANGE IN FUND					
01 SOURCES	-	-	696,584	696,584	
330 INTERGOVERNMENTAL REVENUE	-	-	696,584	696,584	
360 MISCELLANEOUS REVENUES	-	-	-	-	
02 USES	-	-	696,584	696,584	
510 PERSONNEL SERVICES	-	-	45,014	45,014	
530 OPERATING EXPENDITURES	-	-	24,644	24,644	
580 GRANTS & AIDS	-	-	626,926	626,926	
CHANGE IN FUND Total	-	-	-	-	

12101 LAW ENFORCEMENT TST-LOCAL

CHANGE IN FUND					
01 SOURCES	65,644	-	-	-	
350 JUDGEMENTS FINES & FORFEIT	45,750	-	-	-	
360 MISCELLANEOUS REVENUES	19,894	-	-	-	
02 USES	2,221,115	-	-	-	
530 OPERATING EXPENDITURES	1,542,504	-	-	-	
560 CAPITAL OUTLAY	678,611	-	-	-	
CHANGE IN FUND Total	(2,155,471)	-	-	-	

12102 LAW ENFORCEMENT TST-JUSTICE

CHANGE IN FUND					
01 SOURCES	107,336	-	-	-	
350 JUDGEMENTS FINES & FORFEIT	105,765	-	-	-	
360 MISCELLANEOUS REVENUES	1,571	-	-	-	
02 USES	31,435	-	-	-	
530 OPERATING EXPENDITURES	31,435	-	-	-	
CHANGE IN FUND Total	75,901	-	-	-	

12103 LAW ENFORCEMENT TST-FEDERAL

CHANGE IN FUND					
01 SOURCES	(362)	-	-	-	

BUDGET COMPARISON BY FUND

FUND NAME - ACCOUNT MAJOR	FY17 ACTUALS	FY18 ADOPTED BUDGET	FY19 ADOPTED BUDGET	VARIANCE	%
350 JUDGEMENTS FINES & FORFEIT	-	-	-	-	
360 MISCELLANEOUS REVENUES	(362)	-	-	-	
CHANGE IN FUND Total	(362)	-	-	-	

12200 ARBOR VIOLATION TRUST FUND

CHANGE IN FUND					
01 SOURCES	1,028	8,000	2,000	(6,000)	-75%
350 JUDGEMENTS FINES & FORFEIT	-	8,000	-	(8,000)	-100%
360 MISCELLANEOUS REVENUES	1,028	-	2,000	2,000	
02 USES	-	148,669	145,697	(2,972)	-2%
530 OPERATING EXPENDITURES	-	148,669	145,697	(2,972)	-2%
CHANGE IN FUND Total	1,028	(140,669)	(143,697)	(3,028)	2%
399 FUND BALANCE	-	140,669	143,697	3,028	2%

12300 ALCOHOL/DRUG ABUSE FUND

CHANGE IN FUND					
01 SOURCES	209,088	69,000	69,000	-	0%
340 CHARGES FOR SERVICES	83,452	69,000	69,000	-	0%
360 MISCELLANEOUS REVENUES	423	-	-	-	
380 OTHER SOURCES	125,214	-	-	-	
02 USES	148,169	187,306	187,306	-	0%
530 OPERATING EXPENDITURES	-	-	-	-	
580 GRANTS & AIDS	-	-	-	-	
596 TRANSFERS TO CONSTITUTIONA	148,169	187,306	187,306	-	0%
CHANGE IN FUND Total	60,919	(118,306)	(118,306)	-	0%
399 FUND BALANCE	-	118,306	118,306	-	0%

12302 TEEN COURT

CHANGE IN FUND					
01 SOURCES	142,544	125,000	125,000	-	0%
340 CHARGES FOR SERVICES	126,197	125,000	125,000	-	0%
360 MISCELLANEOUS REVENUES	668	-	-	-	
380 OTHER SOURCES	15,679	-	-	-	
02 USES	160,883	167,755	167,451	(304)	0%
510 PERSONNEL SERVICES	-	-	-	-	
530 OPERATING EXPENDITURES	-	-	-	-	
540 INTERNAL SERVICE CHARGES	-	437	133	(304)	-70%
580 GRANTS & AIDS	-	-	-	-	
596 TRANSFERS TO CONSTITUTIONA	160,883	167,318	167,318	-	0%
CHANGE IN FUND Total	(18,339)	(42,755)	(42,451)	304	-1%
399 FUND BALANCE	-	112,464	70,154	(42,310)	-38%
599 RESERVES	-	69,709	27,703	(42,006)	-60%

THIS IS A SMALL FUND WITH A STANDARD FLUCTUATION IN FUND BALANCE.

12500 EMERGENCY 911 FUND

CHANGE IN FUND					
01 SOURCES	2,308,768	2,000,000	2,050,000	50,000	3%
330 INTERGOVERNMENTAL REVENUE	2,193,235	2,000,000	2,050,000	50,000	3%
340 CHARGES FOR SERVICES	14,907	-	-	-	
360 MISCELLANEOUS REVENUES	100,626	-	-	-	
02 USES	2,304,888	2,003,014	2,171,018	168,004	8%
510 PERSONNEL SERVICES	307,653	313,671	329,176	15,505	5%
530 OPERATING EXPENDITURES	786,114	1,017,437	1,015,733	(1,704)	0%

BUDGET COMPARISON BY FUND

FUND NAME - ACCOUNT MAJOR	FY17 ACTUALS	FY18 ADOPTED BUDGET	FY19 ADOPTED BUDGET	VARIANCE	%
540 INTERNAL SERVICE CHARGES	65	79,018	81,721	2,703	3%
560 CAPITAL OUTLAY	655,510	48,500	200,000	151,500	312%
580 GRANTS & AIDS	129,010	119,388	119,388	-	0%
590 INTERFUND TRANSFERS OUT	1,536	-	-	-	
596 TRANSFERS TO CONSTITUTIONA	425,000	425,000	425,000	-	0%
CHANGE IN FUND Total	3,880	(3,014)	(121,018)	(118,004)	3915%
399 FUND BALANCE	-	3,710,710	4,242,938	532,228	14%
599 RESERVES	-	3,707,696	4,121,920	414,224	11%

12601 ARTERIAL-IMPACT FEE

CHANGE IN FUND					
01 SOURCES	2,644,010	1,785,000	2,231,000	446,000	25%
320 PERMITS FEES & SPECIAL ASM	2,631,618	1,785,000	2,231,000	446,000	25%
360 MISCELLANEOUS REVENUES	12,392	-	-	-	
380 OTHER SOURCES	-	-	-	-	
02 USES	282	-	-	-	
560 CAPITAL OUTLAY	282	-	-	-	
CHANGE IN FUND Total	2,643,728	1,785,000	2,231,000	446,000	25%
399 FUND BALANCE	-	(7,485,581)	(6,541,571)	944,010	-13%
599 RESERVES	-	(5,700,581)	(4,310,571)	1,390,010	-24%

THIS FUND HAS A NEGATIVE FUND BALANCE DUE TO AN INTERFUND LOAN, WHICH IS BEING REPAID. THE REDUCTION IS REPRESENTATIVE OF THE REPAYMENT.

12602 NORTH COLLECTOR-IMPACT FEE

CHANGE IN FUND					
01 SOURCES	7,227	2,000	2,000	-	0%
360 MISCELLANEOUS REVENUES	7,227	2,000	2,000	-	0%
02 USES	211,741	64,176	-	(64,176)	-100%
530 OPERATING EXPENDITURES	-	-	-	-	
560 CAPITAL OUTLAY	211,741	64,176	-	(64,176)	-100%
CHANGE IN FUND Total	(204,514)	(62,176)	2,000	64,176	-103%
399 FUND BALANCE	-	64,305	7,355	(56,950)	-89%
599 RESERVES	-	2,129	9,355	7,226	339%

THIS IS A SMALL FUND WITH A STANDARD FLUCTUATION IN FUND BALANCE.

12603 WEST COLLECTOR-IMPACT FEE

CHANGE IN FUND					
01 SOURCES	479,998	275,000	356,000	81,000	29%
320 PERMITS FEES & SPECIAL ASM	477,517	275,000	356,000	81,000	29%
360 MISCELLANEOUS REVENUES	2,481	-	-	-	
380 OTHER SOURCES	-	-	-	-	
CHANGE IN FUND Total	479,998	275,000	356,000	81,000	29%
399 FUND BALANCE	-	(77,000)	127,998	204,998	-266%
599 RESERVES	-	198,000	483,998	285,998	144%

THIS IS A SMALL FUND WITH A STANDARD FLUCTUATION IN FUND BALANCE.

12604 EAST COLLECTOR-IMPACT FEE

CHANGE IN FUND					
01 SOURCES	240,673	105,000	187,000	82,000	78%
320 PERMITS FEES & SPECIAL ASM	239,222	105,000	187,000	82,000	78%
360 MISCELLANEOUS REVENUES	1,451	-	-	-	
02 USES	-	-	345,000	345,000	
560 CAPITAL OUTLAY	-	-	345,000	345,000	
CHANGE IN FUND Total	240,673	105,000	(158,000)	(263,000)	-250%
399 FUND BALANCE	-	260,849	401,522	140,673	54%
599 RESERVES	-	365,849	243,522	(122,327)	-33%

THIS IS A SMALL FUND WITH A STANDARD FLUCTUATION IN FUND BALANCE.

BUDGET COMPARISON BY FUND

FUND NAME - ACCOUNT MAJOR	FY17 ACTUALS	FY18 ADOPTED BUDGET	FY19 ADOPTED BUDGET	VARIANCE	%
---------------------------	-----------------	---------------------------	---------------------------	----------	---

12605 SOUTH CENTRAL-IMPACT FEE

CHANGE IN FUND					
01 SOURCES	288,865	205,500	258,000	52,500	26%
320 PERMITS FEES & SPECIAL ASM	287,536	205,500	258,000	52,500	26%
360 MISCELLANEOUS REVENUES	1,330	-	-	-	
380 OTHER SOURCES	-	-	-	-	
CHANGE IN FUND Total	288,865	205,500	258,000	52,500	26%
399 FUND BALANCE	-	(1,898,554)	(1,609,688)	288,866	-15%
599 RESERVES	-	(1,693,054)	(1,351,688)	341,366	-20%

THIS FUND HAS A NEGATIVE FUND BALANCE DUE TO AN INTERFUND LOAN, WHICH IS BEING REPAID. THE REDUCTION IS REPRESENTATIVE OF THE REPAYMENT.

12801 FIRE/RESCUE-IMPACT FEE

CHANGE IN FUND					
01 SOURCES	181,616	-	167,000	167,000	
320 PERMITS FEES & SPECIAL ASM	157,522	-	165,000	165,000	
360 MISCELLANEOUS REVENUES	24,094	-	2,000	2,000	
02 USES	98,508	-	-	-	
530 OPERATING EXPENDITURES	-	-	-	-	
560 CAPITAL OUTLAY	98,508	-	-	-	
CHANGE IN FUND Total	83,108	-	167,000	167,000	
399 FUND BALANCE	-	-	30,000	30,000	
599 RESERVES	-	-	197,000	197,000	

12802 LAW ENFORCEMENT-IMPACT FEE

CHANGE IN FUND					
01 SOURCES	217	-	-	-	
360 MISCELLANEOUS REVENUES	217	-	-	-	
02 USES	-	-	-	-	
530 OPERATING EXPENDITURES	-	-	-	-	
CHANGE IN FUND Total	217	-	-	-	
399 FUND BALANCE	-	-	2,228	2,228	
599 RESERVES	-	-	2,228	2,228	

12804 LIBRARY-IMPACT FEE

CHANGE IN FUND					
01 SOURCES	115,147	70,000	89,823	19,823	28%
320 PERMITS FEES & SPECIAL ASM	114,251	70,000	89,823	19,823	28%
360 MISCELLANEOUS REVENUES	896	-	-	-	
02 USES	109,464	127,823	127,823	-	0%
560 CAPITAL OUTLAY	109,464	127,823	127,823	-	0%
CHANGE IN FUND Total	5,682	(57,823)	(38,000)	19,823	-34%
399 FUND BALANCE	-	57,823	38,000	(19,823)	-34%
599 RESERVES	-	-	-	-	

THIS IS A SMALL FUND WITH A STANDARD FLUCTUATION IN FUND BALANCE.

12805 DRAINAGE-IMPACT FEE

CHANGE IN FUND					
01 SOURCES	55	-	-	-	
360 MISCELLANEOUS REVENUES	55	-	-	-	
02 USES	-	-	-	-	
530 OPERATING EXPENDITURES	-	-	-	-	
CHANGE IN FUND Total	55	-	-	-	

BUDGET COMPARISON BY FUND

FUND NAME - ACCOUNT MAJOR	FY17 ACTUALS	FY18 ADOPTED BUDGET	FY19 ADOPTED BUDGET	VARIANCE	%
399 FUND BALANCE	-	-	-	-	

13000 STORMWATER FUND

CHANGE IN FUND					
01 SOURCES	1,669	-	-	-	
340 CHARGES FOR SERVICES	-	-	-	-	
360 MISCELLANEOUS REVENUES	1,669	-	-	-	
02 USES	-	193,117	-	(193,117)	-100%
530 OPERATING EXPENDITURES	-	-	-	-	
540 INTERNAL SERVICE CHARGES	-	-	-	-	
560 CAPITAL OUTLAY	-	-	-	-	
590 INTERFUND TRANSFERS OUT	-	193,117	-	(193,117)	-100%
CHANGE IN FUND Total	1,669	(193,117)	-	193,117	-100%
399 FUND BALANCE	-	193,117	-	(193,117)	-100%
599 RESERVES	-	-	-	-	

THIS GENERAL SUB FUND HAS BEEN CLOSED OUT.

13100 ECONOMIC DEVELOPMENT

CHANGE IN FUND					
01 SOURCES	1,208,442	2,368,688	2,200,952	(167,736)	-7%
330 INTERGOVERNMENTAL REVENUE	252,300	519,250	440,750	(78,500)	-15%
360 MISCELLANEOUS REVENUES	8,002	-	-	-	
380 OTHER SOURCES	948,140	1,849,438	1,760,202	(89,236)	-5%
02 USES	1,879,968	2,368,688	2,226,732	(141,956)	-6%
510 PERSONNEL SERVICES	292,468	258,503	259,830	1,327	1%
530 OPERATING EXPENDITURES	971,977	1,024,723	1,026,805	2,082	0%
540 INTERNAL SERVICE CHARGES	1,541	13,402	5,229	(8,172)	-61%
580 GRANTS & AIDS	613,982	1,072,060	934,868	(137,192)	-13%
CHANGE IN FUND Total	(671,526)	0	(25,780)	(25,780)	-64450100%
399 FUND BALANCE	-	-	25,780	25,780	
599 RESERVES	-	-	-	-	

13300 17/92 REDEVELOPMENT TI FUND

CHANGE IN FUND					
01 SOURCES	2,399,701	2,604,985	-	(2,604,985)	-100%
330 INTERGOVERNMENTAL REVENUE	2,301,298	2,574,985	-	(2,574,985)	-100%
360 MISCELLANEOUS REVENUES	98,403	30,000	-	(30,000)	-100%
02 USES	2,147,104	478,458	-	(478,458)	-100%
510 PERSONNEL SERVICES	107,171	140,699	-	(140,699)	-100%
530 OPERATING EXPENDITURES	251,788	109,575	-	(109,575)	-100%
540 INTERNAL SERVICE CHARGES	-	-	-	-	
560 CAPITAL OUTLAY	-	-	-	-	
580 GRANTS & AIDS	1,787,741	228,184	-	(228,184)	-100%
590 INTERFUND TRANSFERS OUT	404	-	-	-	
CHANGE IN FUND Total	252,597	2,126,527	-	(2,126,527)	-100%
399 FUND BALANCE	-	9,493,902	-	(9,493,902)	-100%
599 RESERVES	-	11,620,429	-	(11,620,429)	-100%

THIS FUND HAS BEEN CLOSED OUT.

15000 MSBU STREET LIGHTING

CHANGE IN FUND					
01 SOURCES	2,439,655	2,278,450	2,288,000	9,550	0%
320 PERMITS FEES & SPECIAL ASM	2,420,465	2,275,450	2,280,000	4,550	0%
340 CHARGES FOR SERVICES	6,688	-	-	-	

BUDGET COMPARISON BY FUND

FUND NAME - ACCOUNT MAJOR	FY17 ACTUALS	FY18 ADOPTED BUDGET	FY19 ADOPTED BUDGET	VARIANCE	%
360 MISCELLANEOUS REVENUES	12,502	3,000	8,000	5,000	167%
02 USES	2,400,494	2,639,950	2,543,000	(96,950)	-4%
530 OPERATING EXPENDITURES	2,400,494	2,639,950	2,543,000	(96,950)	-4%
CHANGE IN FUND Total	39,162	(361,500)	(255,000)	106,500	-29%
399 FUND BALANCE	-	861,500	705,000	(156,500)	-18%
599 RESERVES	-	500,000	450,000	(50,000)	-10%

THIS IS A SMALL FUND WITH A STANDARD FLUCTUATION IN FUND BALANCE.

15100 MSBU RESIDENTIAL SOLID WASTE

CHANGE IN FUND					
01 SOURCES	14,356,077	14,348,000	14,680,750	332,750	2%
320 PERMITS FEES & SPECIAL ASM	14,282,862	14,328,000	14,605,750	277,750	2%
360 MISCELLANEOUS REVENUES	73,216	20,000	75,000	55,000	275%
02 USES	13,903,125	14,803,000	15,213,600	410,600	3%
530 OPERATING EXPENDITURES	13,903,125	14,803,000	15,213,600	410,600	3%
CHANGE IN FUND Total	452,952	(455,000)	(532,850)	(77,850)	17%
399 FUND BALANCE	-	5,350,000	5,505,200	155,200	3%
599 RESERVES	-	4,895,000	4,972,350	77,350	2%

16000 MSBU PROGRAM

CHANGE IN FUND					
01 SOURCES	621,661	605,300	629,405	24,105	4%
320 PERMITS FEES & SPECIAL ASM	112,598	108,400	83,060	(25,340)	-23%
340 CHARGES FOR SERVICES	451,900	474,350	538,750	64,400	14%
360 MISCELLANEOUS REVENUES	9,984	2,550	5,050	2,500	98%
380 OTHER SOURCES	47,179	20,000	2,545	(17,455)	-87%
02 USES	476,960	735,855	613,030	(122,825)	-17%
510 PERSONNEL SERVICES	291,145	317,867	332,018	14,152	4%
530 OPERATING EXPENDITURES	147,153	364,200	228,325	(135,875)	-37%
540 INTERNAL SERVICE CHARGES	34,602	43,788	50,886	7,098	16%
550 COST ALLOCATION (CONTRA)	-	-	-	-	
560 CAPITAL OUTLAY	-	-	-	-	
580 GRANTS & AIDS	-	-	-	-	
590 INTERFUND TRANSFERS OUT	4,060	10,000	1,800	(8,200)	-82%
CHANGE IN FUND Total	144,702	(130,555)	16,375	146,930	-113%
399 FUND BALANCE	-	1,606,532	125,000	(1,481,532)	-92%
599 RESERVES	-	1,475,977	141,375	(1,334,602)	-90%

RESERVES IN THIS FUND WERE LENT TO THE ROLLING HILLS MSBU AND WILL BE PAID BACK.

16005 MSBU MILLS (LM/AWC)

CHANGE IN FUND					
01 SOURCES	66,282	63,500	64,500	1,000	2%
320 PERMITS FEES & SPECIAL ASM	64,183	63,000	63,000	-	0%
360 MISCELLANEOUS REVENUES	2,099	500	1,500	1,000	200%
02 USES	6,952	301,465	360,000	58,535	19%
530 OPERATING EXPENDITURES	6,952	301,465	360,000	58,535	19%
CHANGE IN FUND Total	59,330	(237,965)	(295,500)	(57,535)	24%
399 FUND BALANCE	-	237,965	295,500	57,535	24%

THIS IS A SMALL FUND WITH A STANDARD FLUCTUATION IN FUND BALANCE.

16007 MSBU AMORY (LM/AWC)

CHANGE IN FUND					
01 SOURCES	6,572	6,386	6,485	99	2%
320 PERMITS FEES & SPECIAL ASM	6,375	6,336	6,335	(1)	0%
360 MISCELLANEOUS REVENUES	197	50	150	100	200%

BUDGET COMPARISON BY FUND

FUND NAME - ACCOUNT MAJOR	FY17 ACTUALS	FY18 ADOPTED BUDGET	FY19 ADOPTED BUDGET	VARIANCE	%
02 USES	2,254	26,203	34,985	8,782	34%
530 OPERATING EXPENDITURES	2,254	26,203	34,985	8,782	34%
CHANGE IN FUND Total	4,319	(19,817)	(28,500)	(8,683)	44%
399 FUND BALANCE	-	19,817	28,500	8,683	44%

THIS IS A SMALL FUND WITH A STANDARD FLUCTUATION IN FUND BALANCE.

16010 MSBU CEDAR RIDGE (GRNDS MAINT)

CHANGE IN FUND					
01 SOURCES	27,167	30,625	26,500	(4,125)	-13%
320 PERMITS FEES & SPECIAL ASM	26,341	30,575	26,200	(4,375)	-14%
360 MISCELLANEOUS REVENUES	827	50	300	250	500%
380 OTHER SOURCES	-	-	-	-	
02 USES	20,575	52,125	71,000	18,875	36%
530 OPERATING EXPENDITURES	20,575	52,125	71,000	18,875	36%
CHANGE IN FUND Total	6,592	(21,500)	(44,500)	(23,000)	107%
399 FUND BALANCE	-	21,500	44,500	23,000	107%

THIS IS A SMALL FUND WITH A STANDARD FLUCTUATION IN FUND BALANCE.

16013 MSBU HOWELL CREEK (LM/AWC)

CHANGE IN FUND					
01 SOURCES	2,239	3,170	3,205	35	1%
320 PERMITS FEES & SPECIAL ASM	1,469	1,465	1,465	-	0%
330 INTERGOVERNMENTAL REVENUE	695	-	-	-	
360 MISCELLANEOUS REVENUES	75	1,705	1,740	35	2%
02 USES	1,356	11,630	14,205	2,575	22%
530 OPERATING EXPENDITURES	1,356	11,630	14,205	2,575	22%
CHANGE IN FUND Total	883	(8,460)	(11,000)	(2,540)	30%
399 FUND BALANCE	-	8,460	11,000	2,540	30%

THIS IS A SMALL FUND WITH A STANDARD FLUCTUATION IN FUND BALANCE.

16020 MSBU HORSESHOE (LM/AWC)

CHANGE IN FUND					
01 SOURCES	8,859	7,950	7,950	-	0%
320 PERMITS FEES & SPECIAL ASM	5,765	7,920	7,920	-	0%
360 MISCELLANEOUS REVENUES	95	30	30	-	0%
380 OTHER SOURCES	3,000	-	-	-	
02 USES	24,174	9,500	13,950	4,450	47%
530 OPERATING EXPENDITURES	24,174	9,500	13,950	4,450	47%
CHANGE IN FUND Total	(15,315)	(1,550)	(6,000)	(4,450)	287%
399 FUND BALANCE	-	1,550	6,000	4,450	287%

THIS IS A SMALL FUND WITH A STANDARD FLUCTUATION IN FUND BALANCE.

16021 MSBU MYRTLE (LM/AWC)

CHANGE IN FUND					
01 SOURCES	7,313	7,250	7,290	40	1%
320 PERMITS FEES & SPECIAL ASM	7,252	7,240	7,240	-	0%
360 MISCELLANEOUS REVENUES	61	10	50	40	400%
02 USES	4,770	10,600	17,090	6,490	61%
530 OPERATING EXPENDITURES	4,770	10,600	17,090	6,490	61%
CHANGE IN FUND Total	2,543	(3,350)	(9,800)	(6,450)	193%
399 FUND BALANCE	-	3,350	9,800	6,450	193%

THIS IS A SMALL FUND WITH A STANDARD FLUCTUATION IN FUND BALANCE.

16023 MSBU SPRING WOOD LAKE (LM/AWC)

CHANGE IN FUND					
01 SOURCES	5,436	5,235	5,385	150	3%

BUDGET COMPARISON BY FUND

FUND NAME - ACCOUNT MAJOR	FY17 ACTUALS	FY18 ADOPTED BUDGET	FY19 ADOPTED BUDGET	VARIANCE	%
320 PERMITS FEES & SPECIAL ASM	5,223	5,185	5,185	-	0%
360 MISCELLANEOUS REVENUES	213	50	200	150	300%
02 USES	1,792	25,650	34,885	9,235	36%
530 OPERATING EXPENDITURES	1,792	25,650	34,885	9,235	36%
CHANGE IN FUND Total	3,645	(20,415)	(29,500)	(9,085)	45%
399 FUND BALANCE	-	20,415	29,500	9,085	45%

THIS IS A SMALL FUND WITH A STANDARD FLUCTUATION IN FUND BALANCE.

16024 MSBU LAKE OF THE WOODS(LM/AWC)

CHANGE IN FUND					
01 SOURCES	19,878	18,870	19,320	450	2%
320 PERMITS FEES & SPECIAL ASM	19,183	18,720	18,720	-	0%
360 MISCELLANEOUS REVENUES	696	150	600	450	300%
02 USES	2,820	131,640	94,320	(37,320)	-28%
530 OPERATING EXPENDITURES	2,820	131,640	94,320	(37,320)	-28%
CHANGE IN FUND Total	17,058	(112,770)	(75,000)	37,770	-33%
399 FUND BALANCE	-	112,770	75,000	(37,770)	-33%

THIS IS A SMALL FUND WITH A STANDARD FLUCTUATION IN FUND BALANCE.

16025 MSBU MIRROR (LM/AWC)

CHANGE IN FUND					
01 SOURCES	10,822	10,420	10,620	200	2%
320 PERMITS FEES & SPECIAL ASM	10,391	10,370	10,370	-	0%
360 MISCELLANEOUS REVENUES	431	50	250	200	400%
02 USES	1,969	58,575	69,120	10,545	18%
530 OPERATING EXPENDITURES	1,969	58,575	69,120	10,545	18%
CHANGE IN FUND Total	8,853	(48,155)	(58,500)	(10,345)	21%
399 FUND BALANCE	-	48,155	58,500	10,345	21%

THIS IS A SMALL FUND WITH A STANDARD FLUCTUATION IN FUND BALANCE.

16026 MSBU SPRING (LM/AWC)

CHANGE IN FUND					
01 SOURCES	25,989	27,400	28,200	800	3%
320 PERMITS FEES & SPECIAL ASM	24,575	27,000	27,000	-	0%
360 MISCELLANEOUS REVENUES	1,414	400	1,200	800	200%
02 USES	4,485	197,418	178,200	(19,218)	-10%
530 OPERATING EXPENDITURES	4,485	197,418	178,200	(19,218)	-10%
CHANGE IN FUND Total	21,504	(170,018)	(150,000)	20,018	-12%
399 FUND BALANCE	-	170,018	150,000	(20,018)	-12%

THIS IS A SMALL FUND WITH A STANDARD FLUCTUATION IN FUND BALANCE.

16027 MSBU SPRINGWOOD WTRWY (LM/AWC)

CHANGE IN FUND					
01 SOURCES	6,687	3,845	4,095	250	7%
320 PERMITS FEES & SPECIAL ASM	6,283	3,745	3,745	-	0%
360 MISCELLANEOUS REVENUES	403	100	350	250	250%
02 USES	3,372	52,225	54,095	1,870	4%
530 OPERATING EXPENDITURES	3,372	52,225	54,095	1,870	4%
CHANGE IN FUND Total	3,314	(48,380)	(50,000)	(1,620)	3%
399 FUND BALANCE	-	48,380	50,000	1,620	3%

16028 MSBU BURKETT (LM/AWC)

CHANGE IN FUND					
01 SOURCES	9,640	6,240	6,440	200	3%
320 PERMITS FEES & SPECIAL ASM	9,239	6,140	6,140	-	0%

BUDGET COMPARISON BY FUND

FUND NAME - ACCOUNT MAJOR	FY17 ACTUALS	FY18 ADOPTED BUDGET	FY19 ADOPTED BUDGET	VARIANCE	%
360 MISCELLANEOUS REVENUES	401	100	300	200	200%
02 USES	1,848	52,840	58,940	6,100	12%
530 OPERATING EXPENDITURES	1,848	52,840	58,940	6,100	12%
CHANGE IN FUND Total	7,792	(46,600)	(52,500)	(5,900)	13%
399 FUND BALANCE	-	46,600	52,500	5,900	13%

THIS IS A SMALL FUND WITH A STANDARD FLUCTUATION IN FUND BALANCE.

16030 MSBU SWEETWATER COVE (LM/AWC)

CHANGE IN FUND					
01 SOURCES	34,654	33,518	33,745	227	1%
320 PERMITS FEES & SPECIAL ASM	34,404	33,443	33,445	2	0%
360 MISCELLANEOUS REVENUES	250	75	300	225	300%
02 USES	14,534	54,728	69,745	15,017	27%
530 OPERATING EXPENDITURES	14,534	54,728	69,745	15,017	27%
CHANGE IN FUND Total	20,121	(21,210)	(36,000)	(14,790)	70%
399 FUND BALANCE	-	21,210	36,000	14,790	70%

THIS IS A SMALL FUND WITH A STANDARD FLUCTUATION IN FUND BALANCE.

16031 MSBU LAKE ASHER AWC

CHANGE IN FUND					
01 SOURCES	-	5,385	7,185	1,800	33%
320 PERMITS FEES & SPECIAL ASM	-	5,380	5,380	-	0%
360 MISCELLANEOUS REVENUES	-	5	5	-	0%
380 OTHER SOURCES	-	-	1,800	1,800	-
02 USES	-	5,385	7,685	2,300	43%
530 OPERATING EXPENDITURES	-	5,385	7,685	2,300	43%
CHANGE IN FUND Total	-	-	(500)	(500)	-
399 FUND BALANCE	-	-	500	500	-

16032 MSBU ENGLISH ESTATES (LM/AWC)

CHANGE IN FUND					
01 SOURCES	-	3,470	3,465	(5)	0%
320 PERMITS FEES & SPECIAL ASM	-	3,465	3,460	(5)	0%
360 MISCELLANEOUS REVENUES	-	5	5	-	0%
02 USES	-	3,470	5,065	1,595	46%
530 OPERATING EXPENDITURES	-	3,470	5,065	1,595	46%
CHANGE IN FUND Total	-	-	(1,600)	(1,600)	-
399 FUND BALANCE	-	-	1,600	1,600	-

16033 MSBU GRACE LAKE (LM/AWC)

CHANGE IN FUND					
01 SOURCES	-	23,675	13,675	(10,000)	-42%
320 PERMITS FEES & SPECIAL ASM	-	13,670	13,670	-	0%
360 MISCELLANEOUS REVENUES	-	5	5	-	0%
380 OTHER SOURCES	-	10,000	-	(10,000)	-100%
02 USES	-	23,675	14,675	(9,000)	-38%
530 OPERATING EXPENDITURES	-	23,675	13,130	(10,545)	-45%
590 INTERFUND TRANSFERS OUT	-	-	1,545	1,545	-
CHANGE IN FUND Total	-	-	(1,000)	(1,000)	-
399 FUND BALANCE	-	-	1,000	1,000	-

16035 MSBU BUTTONWOOD POND (LM/AWC)

CHANGE IN FUND					
----------------	--	--	--	--	--

BUDGET COMPARISON BY FUND

FUND NAME - ACCOUNT MAJOR	FY17 ACTUALS	FY18 ADOPTED BUDGET	FY19 ADOPTED BUDGET	VARIANCE	%
01 SOURCES	3,610	3,575	3,470	(105)	-3%
320 PERMITS FEES & SPECIAL ASM	3,568	3,565	3,430	(135)	-4%
360 MISCELLANEOUS REVENUES	42	10	40	30	300%
380 OTHER SOURCES	-	-	-	-	
02 USES	1,276	6,435	9,970	3,535	55%
530 OPERATING EXPENDITURES	1,276	6,435	9,970	3,535	55%
CHANGE IN FUND Total	2,334	(2,860)	(6,500)	(3,640)	127%
399 FUND BALANCE	-	2,860	6,500	3,640	127%

THIS IS A SMALL FUND WITH A STANDARD FLUCTUATION IN FUND BALANCE.

16036 MSBU HOWELL LAKE (LM/AWC)

CHANGE IN FUND					
01 SOURCES	123,735	121,885	123,085	1,200	1%
320 PERMITS FEES & SPECIAL ASM	122,288	121,585	121,585	-	0%
330 INTERGOVERNMENTAL REVENUE	-	-	-	-	
360 MISCELLANEOUS REVENUES	1,447	300	1,500	1,200	400%
380 OTHER SOURCES	-	-	-	-	
02 USES	49,932	206,555	263,085	56,530	27%
530 OPERATING EXPENDITURES	22,982	206,555	263,085	56,530	27%
590 INTERFUND TRANSFERS OUT	26,950	-	-	-	
CHANGE IN FUND Total	73,804	(84,670)	(140,000)	(55,330)	65%
399 FUND BALANCE	-	84,670	140,000	55,330	65%

THIS IS A SMALL FUND WITH A STANDARD FLUCTUATION IN FUND BALANCE.

21200 GENERAL REVENUE DEBT

CHANGE IN FUND					
01 SOURCES	1,539,446	1,548,432	1,542,509	(5,923)	0%
360 MISCELLANEOUS REVENUES	194	-	-	-	
380 OTHER SOURCES	1,539,252	1,548,432	1,542,509	(5,923)	0%
02 USES	1,539,446	1,548,432	1,542,509	(5,923)	0%
530 OPERATING EXPENDITURES	-	-	-	-	
570 DEBT SERVICE	1,539,446	1,548,432	1,542,509	(5,923)	0%
CHANGE IN FUND Total	0	-	-	-	
399 FUND BALANCE	-	-	-	-	

21235 GENERAL REVENUE DEBT - 2014

CHANGE IN FUND					
01 SOURCES	1,640,600	1,639,200	1,641,450	2,250	0%
360 MISCELLANEOUS REVENUES	456	-	-	-	
380 OTHER SOURCES	1,640,144	1,639,200	1,641,450	2,250	0%
02 USES	1,640,600	1,639,200	1,641,450	2,250	0%
530 OPERATING EXPENDITURES	-	-	-	-	
570 DEBT SERVICE	1,640,600	1,639,200	1,641,450	2,250	0%
CHANGE IN FUND Total	-	-	-	-	
399 FUND BALANCE	-	-	-	-	

21300 COUNTY SHARED REVENUE DEBT

CHANGE IN FUND					
01 SOURCES	1,741,606	1,741,494	1,745,724	4,230	0%
360 MISCELLANEOUS REVENUES	212	-	-	-	
380 OTHER SOURCES	1,741,394	1,741,494	1,745,724	4,230	0%
02 USES	1,741,606	1,741,494	1,745,724	4,230	0%
530 OPERATING EXPENDITURES	-	-	-	-	
570 DEBT SERVICE	1,741,606	1,741,494	1,745,724	4,230	0%

BUDGET COMPARISON BY FUND

FUND NAME - ACCOUNT MAJOR	FY17 ACTUALS	FY18 ADOPTED BUDGET	FY19 ADOPTED BUDGET	VARIANCE	%
CHANGE IN FUND Total	-	-	-	-	
399 FUND BALANCE	-	-	-	-	

22500 SALES TAX BONDS

CHANGE IN FUND					
01 SOURCES	4,987,475	4,982,275	4,987,575	5,300	0%
360 MISCELLANEOUS REVENUES	1,102	-	-	-	
380 OTHER SOURCES	4,986,373	4,982,275	4,987,575	5,300	0%
02 USES	4,987,275	4,982,275	4,987,575	5,300	0%
570 DEBT SERVICE	4,987,275	4,982,275	4,987,575	5,300	0%
590 INTERFUND TRANSFERS OUT	-	-	-	-	
CHANGE IN FUND Total	200	-	-	-	
399 FUND BALANCE	-	-	-	-	
599 RESERVES	-	-	-	-	

30600 INFRASTRUCTURE IMP OP FUND

CHANGE IN FUND					
01 SOURCES	155,760	-	-	-	
360 MISCELLANEOUS REVENUES	5,760	-	-	-	
380 OTHER SOURCES	150,000	-	-	-	
02 USES	-	-	-	-	
540 INTERNAL SERVICE CHARGES	-	-	-	-	
560 CAPITAL OUTLAY	-	-	-	-	
CHANGE IN FUND Total	155,760	-	-	-	
399 FUND BALANCE	-	-	577,136	577,136	
599 RESERVES	-	-	577,136	577,136	

30700 SPORTS COMPLEX/SOLDIERS CREEK

CHANGE IN FUND					
01 SOURCES	6,734	-	-	-	
360 MISCELLANEOUS REVENUES	6,734	-	-	-	
380 OTHER SOURCES	-	-	-	-	
02 USES	1,823,099	-	-	-	
510 PERSONNEL SERVICES	0	-	-	-	
530 OPERATING EXPENDITURES	61,297	-	-	-	
560 CAPITAL OUTLAY	1,761,802	-	-	-	
590 INTERFUND TRANSFERS OUT	-	-	-	-	
CHANGE IN FUND Total	(1,816,365)	-	-	-	
399 FUND BALANCE	-	-	-	-	
599 RESERVES	-	-	-	-	

32000 JAIL PROJECT/2005

CHANGE IN FUND					
01 SOURCES	33	-	-	-	
360 MISCELLANEOUS REVENUES	33	-	-	-	
02 USES	-	-	-	-	
530 OPERATING EXPENDITURES	-	-	-	-	
560 CAPITAL OUTLAY	-	-	-	-	
CHANGE IN FUND Total	33	-	-	-	
399 FUND BALANCE	-	-	-	-	

BUDGET COMPARISON BY FUND

FUND NAME - ACCOUNT MAJOR	FY17 ACTUALS	FY18 ADOPTED BUDGET	FY19 ADOPTED BUDGET	VARIANCE	%
32100 NATURAL LANDS/TRAILS					
CHANGE IN FUND					
01 SOURCES	483,696	-	-	-	
360 MISCELLANEOUS REVENUES	483,696	-	-	-	
02 USES	276,661	811,762	50,909	(760,853)	-94%
510 PERSONNEL SERVICES	38,270	55,955	40,909	(15,046)	-27%
530 OPERATING EXPENDITURES	2,802	10,000	10,000	-	0%
540 INTERNAL SERVICE CHARGES	-	-	-	-	
560 CAPITAL OUTLAY	235,589	745,807	-	(745,807)	-100%
CHANGE IN FUND Total	207,034	(811,762)	(50,909)	760,853	-94%
399 FUND BALANCE	-	1,288,779	829,836	(458,943)	-36%
599 RESERVES	-	477,017	778,927	301,910	63%

FUND BALANCE REDUCED DUE TO THE ALLOCATION OF DOLLARS TO A CAPITAL PROJECT.

32200 COURTHOUSE PROJECTS FUND

CHANGE IN FUND					
01 SOURCES	3,387	-	-	-	
360 MISCELLANEOUS REVENUES	3,387	-	-	-	
02 USES	-	-	248,420	248,420	
530 OPERATING EXPENDITURES	-	-	-	-	
560 CAPITAL OUTLAY	-	-	248,420	248,420	
CHANGE IN FUND Total	3,387	-	(248,420)	(248,420)	
399 FUND BALANCE	-	-	248,420	248,420	
599 RESERVES	-	-	-	-	

40100 WATER AND SEWER FUND

CHANGE IN FUND					
01 SOURCES	65,460,872	62,207,044	66,313,243	4,106,199	7%
330 INTERGOVERNMENTAL REVENUE	1,595,732	1,279,452	1,447,072	167,620	13%
340 CHARGES FOR SERVICES	58,600,356	58,208,961	61,600,455	3,391,494	6%
360 MISCELLANEOUS REVENUES	3,666,556	1,318,631	1,865,716	547,085	41%
380 OTHER SOURCES	1,598,227	1,400,000	1,400,000	-	0%
02 USES	77,223,630	69,044,627	74,525,736	5,481,109	8%
510 PERSONNEL SERVICES	8,538,820	9,386,178	10,111,640	725,462	8%
530 OPERATING EXPENDITURES	35,554,707	17,853,838	19,609,719	1,755,881	10%
540 INTERNAL SERVICE CHARGES	5,379,151	3,968,387	3,274,976	(693,411)	-17%
560 CAPITAL OUTLAY	3,650,459	4,733,900	1,978,906	(2,754,994)	-58%
570 DEBT SERVICE	9,233,602	17,793,353	17,792,254	(1,099)	0%
590 INTERFUND TRANSFERS OUT	14,866,891	15,308,971	21,758,241	6,449,270	42%
596 TRANSFERS TO CONSTITUTIONA	-	-	-	-	
CHANGE IN FUND Total	(11,762,758)	(6,837,583)	(8,212,493)	(1,374,910)	20%
399 FUND BALANCE	-	26,061,110	26,490,000	428,890	2%
599 RESERVES	-	19,223,527	18,277,507	(946,020)	-5%

40102 CONNECTION FEES-WATER

CHANGE IN FUND					
01 SOURCES	1,233,395	617,027	675,721	58,694	10%
360 MISCELLANEOUS REVENUES	1,233,395	617,027	675,721	58,694	10%
02 USES	615,927	505,000	505,000	-	0%
530 OPERATING EXPENDITURES	-	-	5,000	5,000	
540 INTERNAL SERVICE CHARGES	3,000	5,000	-	(5,000)	-100%
560 CAPITAL OUTLAY	-	-	-	-	
570 DEBT SERVICE	-	-	-	-	

BUDGET COMPARISON BY FUND

FUND NAME - ACCOUNT MAJOR	FY17 ACTUALS	FY18 ADOPTED BUDGET	FY19 ADOPTED BUDGET	VARIANCE	%
590 INTERFUND TRANSFERS OUT	612,927	500,000	500,000	-	0%
CHANGE IN FUND Total	617,468	112,027	170,721	58,694	52%
399 FUND BALANCE	-	126,172	634,526	508,354	403%
599 RESERVES	-	238,199	805,247	567,048	238%

WATER & SEWER SUB-FUND

40103 CONNECTION FEES-SEWER

CHANGE IN FUND					
01 SOURCES	3,312,404	997,189	1,138,918	141,729	14%
360 MISCELLANEOUS REVENUES	3,312,404	997,189	1,138,918	141,729	14%
02 USES	985,300	910,000	3,980,000	3,070,000	337%
530 OPERATING EXPENDITURES	-	-	10,000	10,000	
540 INTERNAL SERVICE CHARGES	-	10,000	-	(10,000)	-100%
560 CAPITAL OUTLAY	-	-	3,070,000	3,070,000	
570 DEBT SERVICE	-	-	-	-	
590 INTERFUND TRANSFERS OUT	985,300	900,000	900,000	-	0%
CHANGE IN FUND Total	2,327,104	87,189	(2,841,082)	(2,928,271)	-3359%
399 FUND BALANCE	-	1,697,604	3,746,577	2,048,973	121%
599 RESERVES	-	1,784,793	905,495	(879,298)	-49%

WATER & SEWER SUB-FUND

40105 WATER & SEWER BONDS, SERIES 20

CHANGE IN FUND					
01 SOURCES	8,361	301	2,719	2,418	803%
360 MISCELLANEOUS REVENUES	8,361	301	2,719	2,418	803%
02 USES	745,712	-	-	-	
560 CAPITAL OUTLAY	745,712	-	-	-	
CHANGE IN FUND Total	(737,351)	301	2,719	2,418	803%
399 FUND BALANCE	-	4,939	12,433	7,494	152%
599 RESERVES	-	5,240	15,152	9,912	189%

WATER & SEWER SUB-FUND

40106 2010 BOND SERIES

CHANGE IN FUND					
01 SOURCES	5,309	87	1,247	1,160	1333%
360 MISCELLANEOUS REVENUES	5,309	87	1,247	1,160	1333%
02 USES	12,466	-	-	-	
560 CAPITAL OUTLAY	12,466	-	-	-	
CHANGE IN FUND Total	(7,158)	87	1,247	1,160	1333%
399 FUND BALANCE	-	2,642	14,965	12,323	466%
599 RESERVES	-	2,729	16,212	13,483	494%

WATER & SEWER SUB-FUND

40107 WATER & SEWER DEBT SERVICE RES

CHANGE IN FUND					
01 SOURCES	-	-	-	-	
360 MISCELLANEOUS REVENUES	-	-	-	-	
CHANGE IN FUND Total	-	-	-	-	
399 FUND BALANCE	-	18,121,674	18,121,674	-	0%
599 RESERVES	-	18,121,674	18,121,674	-	0%

40108 WATER & SEWER CAPITAL IMPROVEM

CHANGE IN FUND					
01 SOURCES	15,072,894	15,940,332	22,258,241	6,317,909	40%
360 MISCELLANEOUS REVENUES	268,348	631,361	500,000	(131,361)	-21%

BUDGET COMPARISON BY FUND

FUND NAME - ACCOUNT MAJOR	FY17 ACTUALS	FY18 ADOPTED BUDGET	FY19 ADOPTED BUDGET	VARIANCE	%
380 OTHER SOURCES	14,804,546	15,308,971	21,758,241	6,449,270	42%
02 USES	5,314,277	14,715,000	23,224,000	8,509,000	58%
530 OPERATING EXPENDITURES	1,606,443	4,155,000	3,185,000	(970,000)	-23%
540 INTERNAL SERVICE CHARGES	-	-	-	-	
560 CAPITAL OUTLAY	3,707,835	10,560,000	20,039,000	9,479,000	90%
580 GRANTS & AIDS	-	-	-	-	
CHANGE IN FUND Total	9,758,616	1,225,332	(965,759)	(2,191,091)	-179%
399 FUND BALANCE	-	1,831,855	3,801,946	1,970,091	108%
599 RESERVES	-	3,057,187	2,836,187	(221,000)	-7%

WATER & SEWER SUB-FUND

40115 WATER & SEWER BOND SER 2015A&B

CHANGE IN FUND					
01 SOURCES	-	-	-	-	
380 OTHER SOURCES	-	-	-	-	
02 USES	(1,798,927)	-	-	-	
540 INTERNAL SERVICE CHARGES	(1,798,927)	-	-	-	
570 DEBT SERVICE	-	-	-	-	
CHANGE IN FUND Total	1,798,927	-	-	-	

40201 SOLID WASTE FUND

CHANGE IN FUND					
01 SOURCES	15,328,735	14,758,169	23,199,869	8,441,700	57%
330 INTERGOVERNMENTAL REVENUE	425,475	-	7,500,000	7,500,000	
340 CHARGES FOR SERVICES	14,241,623	13,797,880	14,425,521	627,641	5%
360 MISCELLANEOUS REVENUES	661,637	660,289	974,348	314,059	48%
380 OTHER SOURCES	-	300,000	300,000	-	0%
02 USES	16,740,661	12,912,891	14,485,305	1,572,414	12%
510 PERSONNEL SERVICES	4,009,534	4,331,334	4,748,781	417,447	10%
530 OPERATING EXPENDITURES	6,634,929	2,516,610	2,679,819	163,209	6%
540 INTERNAL SERVICE CHARGES	3,648,186	3,579,551	3,253,721	(325,830)	-9%
560 CAPITAL OUTLAY	2,434,410	1,895,000	3,266,022	1,371,022	72%
580 GRANTS & AIDS	-	-	-	-	
590 INTERFUND TRANSFERS OUT	13,602	590,396	536,962	(53,434)	-9%
CHANGE IN FUND Total	(1,411,926)	1,845,278	8,714,564	6,869,286	372%
399 FUND BALANCE	-	24,939,039	12,447,016	(12,492,023)	-50%
599 RESERVES	-	26,784,317	21,161,580	(5,622,737)	-21%

LOSS IN FUND BALANCE DUE TO RECENT HURRICANES. 90% FEMA REIMBURSEMENT IS EXPECTED.

40204 LANDFILL MANAGEMENT ESCROW

CHANGE IN FUND					
01 SOURCES	136,904	666,237	936,962	270,725	41%
360 MISCELLANEOUS REVENUES	136,904	75,841	400,000	324,159	427%
380 OTHER SOURCES	-	590,396	536,962	(53,434)	-9%
CHANGE IN FUND Total	136,904	666,237	936,962	270,725	41%
399 FUND BALANCE	-	19,446,503	20,527,054	1,080,551	6%
599 RESERVES	-	20,112,740	21,464,016	1,351,276	7%

50100 PROPERTY/CASUALTY INSURANCE FU

CHANGE IN FUND					
01 SOURCES	2,147,171	2,387,973	2,523,213	135,240	6%
340 CHARGES FOR SERVICES	2,101,141	2,372,973	2,428,213	55,240	2%
360 MISCELLANEOUS REVENUES	46,030	15,000	95,000	80,000	533%
02 USES	2,319,261	2,423,954	2,430,098	6,144	0%

BUDGET COMPARISON BY FUND

FUND NAME - ACCOUNT MAJOR	FY17 ACTUALS	FY18 ADOPTED BUDGET	FY19 ADOPTED BUDGET	VARIANCE	%
510 PERSONNEL SERVICES	101,070	155,651	149,044	(6,607)	-4%
530 OPERATING EXPENDITURES	2,172,623	2,219,070	2,231,083	12,013	1%
540 INTERNAL SERVICE CHARGES	44,525	49,233	49,971	738	1%
590 INTERFUND TRANSFERS OUT	1,042	-	-	-	
CHANGE IN FUND Total	(172,090)	(35,981)	93,115	129,096	-359%
399 FUND BALANCE	-	5,162,644	5,299,198	136,554	3%
599 RESERVES	-	5,126,663	5,392,313	265,650	5%

50200 WORKERS COMPENSATION FUND

CHANGE IN FUND					
01 SOURCES	2,315,419	2,026,563	2,927,045	900,482	44%
340 CHARGES FOR SERVICES	2,205,116	1,996,563	2,827,045	830,482	42%
360 MISCELLANEOUS REVENUES	110,303	30,000	100,000	70,000	233%
02 USES	2,202,848	2,505,544	2,675,210	169,666	7%
510 PERSONNEL SERVICES	151,354	155,651	149,044	(6,607)	-4%
530 OPERATING EXPENDITURES	2,030,102	2,326,500	2,487,750	161,250	7%
540 INTERNAL SERVICE CHARGES	21,002	23,393	38,416	15,023	64%
590 INTERFUND TRANSFERS OUT	389	-	-	-	
CHANGE IN FUND Total	112,571	(478,981)	251,835	730,816	-153%
399 FUND BALANCE	-	5,201,535	4,788,276	(413,259)	-8%
599 RESERVES	-	4,722,554	5,040,111	317,557	7%

50300 HEALTH INSURANCE FUND

CHANGE IN FUND					
01 SOURCES	20,956,705	21,337,260	24,525,000	3,187,740	15%
340 CHARGES FOR SERVICES	20,411,049	21,002,260	23,880,000	2,877,740	14%
360 MISCELLANEOUS REVENUES	545,656	335,000	645,000	310,000	93%
02 USES	19,834,260	21,388,572	24,548,026	3,159,454	15%
510 PERSONNEL SERVICES	179,795	274,566	287,992	13,426	5%
530 OPERATING EXPENDITURES	19,469,420	20,901,209	24,001,505	3,100,296	15%
540 INTERNAL SERVICE CHARGES	185,045	212,797	258,529	45,731	21%
560 CAPITAL OUTLAY	-	-	-	-	
590 INTERFUND TRANSFERS OUT	-	-	-	-	
CHANGE IN FUND Total	1,122,445	(51,312)	(23,026)	28,286	-55%
399 FUND BALANCE	-	6,409,522	6,856,986	447,464	7%
599 RESERVES	-	6,358,210	6,833,960	475,750	7%

60301 BOCC AGENCY FUND

CHANGE IN FUND					
01 SOURCES	5,667	-	-	-	
360 MISCELLANEOUS REVENUES	5,667	-	-	-	
02 USES	290	-	18,000	18,000	
530 OPERATING EXPENDITURES	290	-	18,000	18,000	
CHANGE IN FUND Total	5,377	-	(18,000)	(18,000)	
399 FUND BALANCE	-	-	18,000	18,000	

60303 LIBRARIES-DESIGNATED

CHANGE IN FUND					
01 SOURCES	48,321	24,000	50,000	26,000	108%
360 MISCELLANEOUS REVENUES	48,321	24,000	50,000	26,000	108%
02 USES	70,616	49,000	50,000	1,000	2%
530 OPERATING EXPENDITURES	37,864	49,000	50,000	1,000	2%

BUDGET COMPARISON BY FUND

FUND NAME - ACCOUNT MAJOR	FY17 ACTUALS	FY18 ADOPTED BUDGET	FY19 ADOPTED BUDGET	VARIANCE	%
540 INTERNAL SERVICE CHARGES	-	-	-	-	
560 CAPITAL OUTLAY	32,752	-	-	-	
CHANGE IN FUND Total	(22,296)	(25,000)	-	25,000	-100%
399 FUND BALANCE	-	25,000	-	(25,000)	-100%

60304 ANIMAL CONTROL

CHANGE IN FUND					
01 SOURCES	25,304	20,000	20,000	-	0%
360 MISCELLANEOUS REVENUES	25,304	20,000	20,000	-	0%
02 USES	14,802	20,000	150,925	130,925	655%
530 OPERATING EXPENDITURES	14,802	20,000	150,925	130,925	655%
560 CAPITAL OUTLAY	-	-	-	-	
CHANGE IN FUND Total	10,501	-	(130,925)	(130,925)	
399 FUND BALANCE	-	-	130,925	130,925	

60305 HISTORICAL COMMISSION

CHANGE IN FUND					
01 SOURCES	182	-	-	-	
360 MISCELLANEOUS REVENUES	182	-	-	-	
02 USES	-	22,431	1,000	(21,431)	-96%
530 OPERATING EXPENDITURES	-	22,431	1,000	(21,431)	-96%
CHANGE IN FUND Total	182	(22,431)	(1,000)	21,431	-96%
399 FUND BALANCE	-	22,431	1,000	(21,431)	-96%

60307 4-H COUNSEL COOP EXTENSION

CHANGE IN FUND					
01 SOURCES	43	-	-	-	
360 MISCELLANEOUS REVENUES	43	-	-	-	
02 USES	24,431	-	-	-	
530 OPERATING EXPENDITURES	12,519	-	-	-	
560 CAPITAL OUTLAY	-	-	-	-	
580 GRANTS & AIDS	11,911	-	-	-	
CHANGE IN FUND Total	(24,387)	-	-	-	

60308 ADULT DRUG COURT

CHANGE IN FUND					
01 SOURCES	67,581	-	-	-	
350 JUDGEMENTS FINES & FORFEIT	66,478	-	-	-	
360 MISCELLANEOUS REVENUES	1,104	-	-	-	
02 USES	46,640	-	-	-	
530 OPERATING EXPENDITURES	46,640	-	-	-	
CHANGE IN FUND Total	20,942	-	-	-	

60310 EXTENSION SERVICE PROGRAMS

CHANGE IN FUND					
01 SOURCES	148	-	-	-	
360 MISCELLANEOUS REVENUES	148	-	-	-	
02 USES	8,613	-	-	-	
530 OPERATING EXPENDITURES	8,613	-	-	-	
540 INTERNAL SERVICE CHARGES	-	-	-	-	
560 CAPITAL OUTLAY	-	-	-	-	

BUDGET COMPARISON BY FUND

FUND NAME - ACCOUNT MAJOR	FY17 ACTUALS	FY18 ADOPTED BUDGET	FY19 ADOPTED BUDGET	VARIANCE	%
CHANGE IN FUND Total	(8,465)	-	-	-	

16006 MSBU PICKETT AQUATIC (LM/AWC)

CHANGE IN FUND					
01 SOURCES	43,150	41,240	42,815	1,575	4%
320 PERMITS FEES & SPECIAL ASM	41,280	41,040	41,215	175	0%
360 MISCELLANEOUS REVENUES	1,870	200	1,600	1,400	700%
02 USES	2,506	216,210	312,815	96,605	45%
530 OPERATING EXPENDITURES	2,506	216,210	312,815	96,605	45%
CHANGE IN FUND Total	40,644	(174,970)	(270,000)	(95,030)	54%
399 FUND BALANCE	-	174,970	270,000	95,030	54%



GENERAL FUND VARIANCE SUMMARY STRUCTURAL ANALYSIS

REVENUE ADJUSTMENTS	FY18 ADOPTED	FY19 ADOPTED	VARIANCE	%
311 AD VALOREM	\$ 143,682,626	\$ 155,072,566	\$ 11,389,940	7.9%
314 UTILITY SERVICES TAXES	6,735,300	7,070,300	335,000	5.0%
315 COMMUNICATIONS SERVICE TAX	5,900,000	5,700,000	(200,000)	-3.4%
316 LOCAL BUSINESS TAX	500,000	500,000	-	0.0%
329 OTHER PERMITS & SPECIAL AS	160,000	157,000	(3,000)	-1.9%
331 FEDERAL GRANTS	500,000	-	(500,000)	0.0%
334 STATE GRANTS	150,000	165,000	15,000	10.0%
335 STATE SHARED REVENUES	36,780,460	37,849,500	1,069,040	2.9%
337 GRANTS FROM OTHER LOCAL UN	70,070	74,000	3,930	5.6%
341 GENERAL GOVT NOT COURT REL	1,106,300	1,040,800	(65,500)	-5.9%
342 PUBLIC SAFETY	6,713,584	8,583,556	1,869,972	27.9%
343 PHYSICAL ENVIRONMENT	209,000	193,000	(16,000)	-7.7%
346 HUMAN SERVICES	210,000	210,000	-	0.0%
347 CULTURE - RECREATION	2,497,031	2,184,700	(312,331)	-12.5%
348 COURT RELATED REVENUES	2,287,000	2,321,000	34,000	1.5%
349 OTH CHARGES FOR SERV-NOT C	95,000	95,000	-	0.0%
351 COURT ORDERED JUDGEMENT FI	460,000	452,500	(7,500)	-1.6%
352 FINES-LIBRARIES	139,000	139,000	-	0.0%
354 FINES - LOCAL ORD VIOLATIO	150,000	150,000	-	0.0%
359 OTHER JUDGEMENTS FINES FOR	271,000	264,000	(7,000)	-2.6%
361 INTEREST & OTHER EARNINGS	1,201,000	1,535,644	334,644	27.9%
362 RENTS & ROYALTIES	52,000	52,000	-	0.0%
364 DISPOSITION OF FIXED ASSET	50,000	50,000	-	0.0%
366 CONTRIBUTIONS & DONATIONS	700,000	700,000	-	0.0%
369 OTHER MISCELLANEOUS REVENU	1,093,700	1,177,700	84,000	7.7%
381 INTERFUND TRANSFERS IN	193,117	774,215	581,098	300.9%
386 TRANSFERS FROM CONSITUTUTI	2,070,000	840,000	(1,230,000)	-59.4%
REVENUE SUBTOTAL	\$ 213,976,188	\$ 227,351,481	\$ 13,375,293	6.3%
NON BCC EXPENDITURE ADJUSTMENTS	FY18 ADOPTED	FY19 ADOPTED	VARIANCE	%
02 CLERK OF THE COURT	\$ 265,806	\$ 256,765	\$ (9,041)	-3.4%
02 PROPERTY APPRAISER	5,113,736	5,132,284	18,548	0.4%
02 SHERIFF'S OFFICE	125,034,936	132,592,108	7,557,172	6.0%
02 SUPERVISOR OF ELECTIONS	2,922,372	3,211,422	289,050	9.9%
02 TAX COLLECTOR	7,209,597	7,766,019	556,421	7.7%
NON BCC SUBTOTAL	\$ 140,546,447	\$ 148,958,598	\$ 8,412,151	6.0%
BCC PROGRAM EXPENDITURE ADJUSTME	FY18 ADOPTED	FY19 ADOPTED	VARIANCE	%
01 ADMINISTRATION DEPT	\$ 4,458,037	\$ 6,058,522	\$ 1,600,485	35.9%
03 COURT SUPPORT DEPT	3,212,511	3,116,809	(95,702)	-3.0%
04 LEISURE SERVICES DEPT	16,864,403	17,456,921	592,518	3.5%
05 FIRE DEPT	2,929,301	3,064,708	135,407	4.6%
06 COMMUNITY SERVICES DEPT	11,014,810	11,818,989	804,179	7.3%
07 PUBLIC WORKS DEPT	7,909,948	8,230,110	320,162	4.0%
11 DEVELOPMENT SERVICES DEPT	2,128,379	2,165,645	37,266	1.8%
14 INFORMATION SERVICES DEPT	338,887	520,812	181,925	53.7%
18 RESOURCE MANAGEMENT DEPT	8,434,868	7,703,199	(731,669)	-8.7%
INTERFUND TRANSFERS	16,089,918	18,172,730	2,082,812	12.9%
BCC PROGRAM ADJUSTMENTS	\$ 73,381,063	\$ 78,308,445	\$ 4,927,383	6.7%
STRUCTURAL BALANCE	\$ 48,679	\$ 84,438		

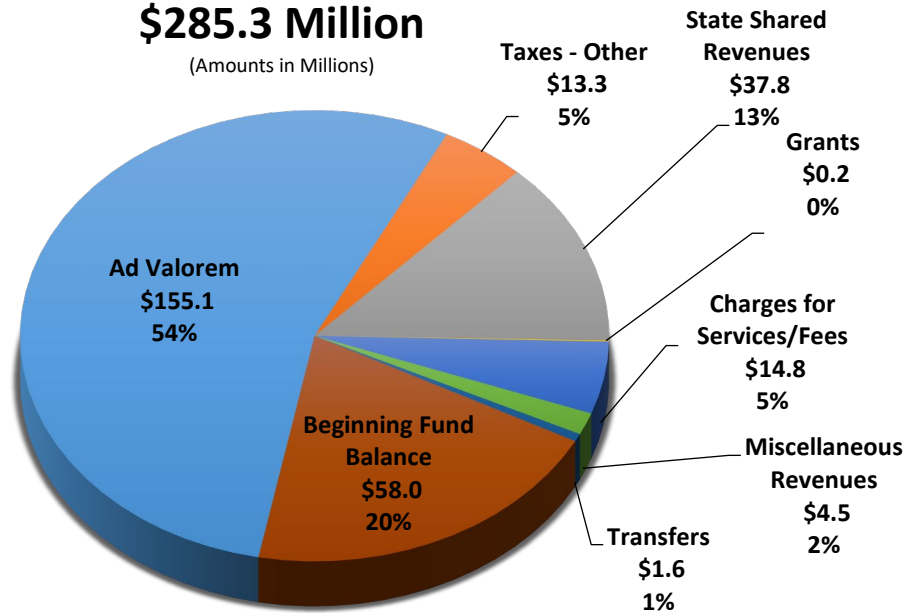
SOURCES OF FUNDS

The General Fund budget for Seminole County is supported by a variety of revenue sources. Detailed descriptions for each types of source are reflected on the next page. The first chart below identifies all funding sources in the General Fund, including Beginning Fund Balance. The second chart excludes Beginning Fund Balance, so the actual percentage of total revenues can be identified.

FY 2018/19 Total Sources

\$285.3 Million

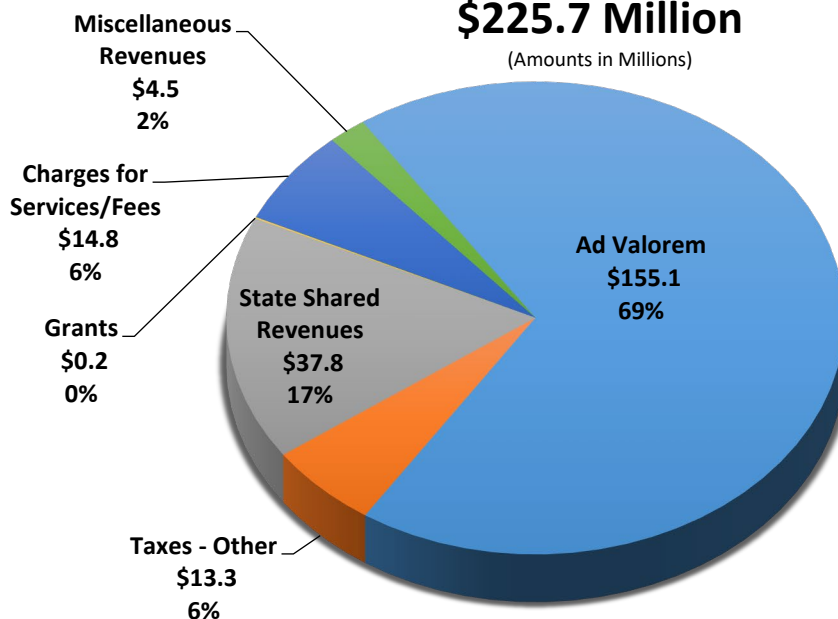
(Amounts in Millions)



FY 2018/19 Total Revenues

\$225.7 Million

(Amounts in Millions)



Any variance in totals is due to rounding

SOURCES OF FUNDS

Recurring sources of funding:

Ad Valorem – A tax levied on the assessed value (net of any exemptions) of real and personal property. This is commonly referred to as a “property tax”.

Taxes - Other – Other locally levied taxes include utility taxes, communication service tax, and the local business tax.

State Shared Revenue - Revenues assessed and collected by the State of Florida, then allocated and returned to the Counties and Municipalities. The largest portion of State Shared Revenues is sales tax which funds the State Revenue Sharing Program.

The state shared Local Government Half-Cent Sales Tax Program is the largest shared revenue program approved by the Legislature. Ordinary distributions to local governments are funded by 8.814 percent of net sales tax proceeds derived from the State 6 cents sales tax. In addition to funding local programs, the primary purpose of the half-cent sales tax program is to provide relief from ad valorem and utility taxes.

Grants - A contribution of assets (usually cash) by one governmental unit or other organization to the County for a specified purpose.

Charges for Services/Fees –Charges for Services are charges for specific governmental services provided to both private individuals and governmental units (i.e., housing of federal prisoners, sheriff contracts, parks and recreation, court charges, etc.). Fees are charges set by the County to pay the cost of providing a service or facility or regulating an activity (i.e., zoning, addressing, etc.).

Miscellaneous Revenues – Other current year revenues not included in the categories listed above. These revenues include fines and forfeitures, interest received on investments held by the County, inmate telephone commissions, and other miscellaneous sources.

Other Sources:

Transfers – Transfers between individual funds, which are not repayable and are not considered charges for goods or services.

Beginning Fund Balance – Estimated funds remaining from the previous fiscal year. These remaining funds are both unexpended appropriations and the previous year’s Reserves.

GENERAL FUND SUMMARY OF SOURCES

ACCOUNT MAJOR - MINOR - OBJECT	FY17 ACTUALS	FY18 ADOPTED BUDGET	FY19 ADOPTED BUDGET	VARIANCE	%
310 TAXES					
311 AD VALOREM					
311100 AD VALOREM-CURRENT	134,066,004	143,582,626	154,947,566	11,364,940	-8%
311200 AD VALOREM-DELINQUENT	142,387	100,000	125,000	25,000	-25%
311 AD VALOREM Total	134,208,391	143,682,626	155,072,566	11,389,940	-8%
314 UTILITY SERVICES TAXES					
314100 UTILITY TAX-ELECTRICITY	5,208,433	5,200,000	5,400,000	200,000	-4%
314300 UTILITY TAX-WATER	1,396,440	1,300,000	1,420,000	120,000	-9%
314400 UTILITY TAX-GAS	3,220	135,000	20,000	(115,000)	85%
314700 UTILITY TAX-FUEL OIL	109	300	300	0	0%
314800 UTILITY TAX-PROPANE	241,198	100,000	230,000	130,000	-130%
314 UTILITY SERVICES TAXES Total	6,849,400	6,735,300	7,070,300	335,000	-5%
315 COMMUNICATIONS SERVICE TAX					
315100 COMMUNICATION SERVICE TAX	6,248,718	5,900,000	5,700,000	(200,000)	3%
315 COMMUNICATIONS SERVICE TAX Total	6,248,718	5,900,000	5,700,000	(200,000)	3%
316 LOCAL BUSINESS TAX					
316100 PROF/OCCUPATION/LOCAL BUS TAX	448,327	500,000	500,000	0	0%
316 LOCAL BUSINESS TAX Total	448,327	500,000	500,000	0	0%
310 TAXES Total	147,754,837	156,817,926	168,342,866	11,524,940	-7%
320 PERMITS FEES & SPECIAL ASM					
329 OTHER PERMITS & SPECIAL AS					
329115 URBAN CHICKENS PERMIT	300	0	0	0	0%
329170 ARBOR PERMIT	5,500	10,000	7,000	(3,000)	30%
329180 DREDGE/FILL PERMIT	750	0	0	0	0%
329190 ABANDONED PROPERTY REGISTRATIO	193,300	150,000	150,000	0	0%
329 OTHER PERMITS & SPECIAL AS Total	199,850	160,000	157,000	(3,000)	2%
320 PERMITS FEES & SPECIAL ASM Total	199,850	160,000	157,000	(3,000)	2%
330 INTERGOVERNMENTAL REVENUE					
331 FEDERAL GRANTS					
331100 ELECTION GRANTS	67,904	0	0	0	0%
331224 SHERIFF-FEDERAL GRANTS	0	0	0	0	0%
331510 DISASTER RELIEF (FEMA)	493,574	500,000	0	(500,000)	100%
331721 ERATE TELECOM DISCNT PROG	0	0	0	0	0%
331 FEDERAL GRANTS Total	561,478	500,000	0	(500,000)	100%
334 STATE GRANTS					
334221 SHERIFF-STATE GRANTS	0	0	0	0	0%
334690 PROSECUTION ALTERNATIVE	0	0	0	0	0%
334710 AID TO LIBRARIES	159,943	150,000	165,000	15,000	-10%
(blank)	4,326	0	0	0	0%
334 STATE GRANTS Total	164,269	150,000	165,000	15,000	-10%
335 STATE SHARED REVENUES					
335120 STATE REVENUE SHARING	9,957,329	10,140,000	10,445,000	305,000	-3%
335130 INSURANCE AGENTS LICENSE	109,437	135,000	120,000	(15,000)	11%
335140 MOBILE HOME LICENSES	32,918	33,000	33,000	0	0%

GENERAL FUND SUMMARY OF SOURCES

ACCOUNT MAJOR - MINOR - OBJECT	FY17 ACTUALS	FY18 ADOPTED BUDGET	FY19 ADOPTED BUDGET	VARIANCE	%
335150 ALCOHOLIC BEVERAGE	126,735	140,000	140,000	0	0%
335160 PARI-MUTUAL DISTRIBUTION	446,500	446,500	446,500	0	0%
335180 HALF-CENT STATE SALES TAX	24,866,111	25,885,960	26,665,000	779,040	-3%
335 STATE SHARED REVENUES Total	35,539,030	36,780,460	37,849,500	1,069,040	-3%
337 GRANTS FROM OTHER LOCAL UN					
337300 NPDES CITIES	0	23,070	27,000	3,930	-17%
337900 LOCAL GRANTS & AIDS	88,000	47,000	47,000	0	0%
337 GRANTS FROM OTHER LOCAL UN Total	88,000	70,070	74,000	3,930	-6%
330 INTERGOVERNMENTAL REVENUE Total	36,352,777	37,500,530	38,088,500	587,970	-2%
340 CHARGES FOR SERVICES					
341 GENERAL GOVT NOT COURT REL					
341200 ZONING FEES	469,214	400,000	400,000	0	0%
341320 SCHOOL ADMIN FEE	183,357	150,000	150,000	0	0%
341359 ADMIN FEE - MSBU FUNDS	17,220	11,300	1,800	(9,500)	84%
341520 SHERIFFS FEES	440,817	530,000	469,000	(61,000)	12%
341910 ADDRESSING FEES	23,235	15,000	20,000	5,000	-33%
341 GENERAL GOVT NOT COURT REL Total	1,133,843	1,106,300	1,040,800	(65,500)	6%
342 PUBLIC SAFETY					
342100 REIMBURSEMENT - SHERIFF	3,097,063	3,202,000	4,816,356	1,614,356	-50%
342320 HOUSING OF PRISONERS-FED	2,898,288	2,616,000	2,649,000	33,000	-1%
342330 INMATE FEES	330,793	232,000	317,000	85,000	-37%
342390 HOUSING OF PRISONER-OTHER	36,752	45,000	35,000	(10,000)	22%
342430 EMERGENCY MGMT REVIEW FEE	3,043	5,000	4,000	(1,000)	20%
342516 AFTER HOURS INSPECTIONS	1,200	0	0	0	0%
342530 SHERIFF - IRON BRIDGE	219,200	223,584	227,200	3,616	-2%
342560 ENGINEERING	700,483	350,000	500,000	150,000	-43%
342910 INMPOUND/IMMOBILIZATION	17,375	15,000	10,000	(5,000)	33%
342920 SUPERVISOR - PAY	28,100	25,000	25,000	0	0%
342 PUBLIC SAFETY Total	7,332,296	6,713,584	8,583,556	1,869,972	-28%
343 PHYSICAL ENVIRONMENT					
343900 OTHER PHYSICAL ENV FEES	0	0	0	0	0%
343901 TOWER COMM FEES	110,149	136,000	120,000	(16,000)	12%
343902 FIBER WAN FEES	9,506	20,000	20,000	0	0%
343903 REBAND 800 MHZ	0	0	0	0	0%
343904 SVC CHGS-OTH PHYSICAL ENVIRON	17,708	53,000	53,000	0	0%
343 PHYSICAL ENVIRONMENT Total	137,363	209,000	193,000	(16,000)	8%
346 HUMAN SERVICES					
346400 ANIMAL CONTROL	188,627	210,000	210,000	0	0%
346 HUMAN SERVICES Total	188,627	210,000	210,000	0	0%
347 CULTURE - RECREATION					
347200 PARKS AND RECREATION	1,682,204	2,465,031	2,152,700	(312,331)	13%
347201 PASSIVE PARKS AND TRAILS	30,773	30,000	30,000	0	0%
347301 MUSEUM FEES	1,426	2,000	2,000	0	0%
347 CULTURE - RECREATION Total	1,714,403	2,497,031	2,184,700	(312,331)	13%
348 COURT RELATED REVENUES					

GENERAL FUND SUMMARY OF SOURCES

ACCOUNT MAJOR - MINOR - OBJECT	FY17 ACTUALS	FY18 ADOPTED BUDGET	FY19 ADOPTED BUDGET	VARIANCE	%
348880 SUPERVISION - PROBATION	509,624	500,000	525,000	25,000	-5%
348921 COURT INNOVATIONS	99,393	108,750	100,000	(8,750)	8%
348922 LEGAL AID	99,393	108,750	100,000	(8,750)	8%
348923 LAW LIBRARY	99,393	108,750	100,000	(8,750)	8%
348924 JUVENILE ALTERNATIVE PROGRAMS	99,393	108,750	100,000	(8,750)	8%
348930 STATE COURT FACILITY SURCHARGE	1,407,326	1,300,000	1,350,000	50,000	-4%
348993 CRIME PREVENTION	43,767	52,000	46,000	(6,000)	12%
348 COURT RELATED REVENUES Total	2,358,287	2,287,000	2,321,000	34,000	-1%
349 OTH CHARGES FOR SERV-NOT C					
349100 SERVICE CHARGE-AGENCIES	109,327	75,000	75,000	0	0%
349200 CONCURRENCY REVIEW	20,220	20,000	20,000	0	0%
349 OTH CHARGES FOR SERV-NOT C Total	129,547	95,000	95,000	0	0%
340 CHARGES FOR SERVICES Total	12,994,367	13,117,915	14,628,056	1,510,141	-12%
350 JUDGEMENTS FINES & FORFEIT					
351 COURT ORDERED JUDGEMENT FI					
351500 TRAFFIC CT PARKING FINES	2,310	10,000	2,500	(7,500)	75%
(blank)	401,492	450,000	450,000	0	0%
351 COURT ORDERED JUDGEMENT FI Total	403,802	460,000	452,500	(7,500)	2%
352 FINES-LIBRARIES					
352100 LIBRARY	162,295	139,000	139,000	0	0%
352 FINES-LIBRARIES Total	162,295	139,000	139,000	0	0%
354 FINES - LOCAL ORD VIOLATIO					
354200 CODE ENFORCEMENT	55,767	150,000	150,000	0	0%
354 FINES - LOCAL ORD VIOLATIO Total	55,767	150,000	150,000	0	0%
359 OTHER JUDGEMENTS FINES FOR					
359901 ADULT DIVERSION	267,361	260,000	260,000	0	0%
359902 COMMUNITY SVC INSURANCE	6,995	11,000	4,000	(7,000)	64%
359 OTHER JUDGEMENTS FINES FOR Total	274,357	271,000	264,000	(7,000)	3%
350 JUDGEMENTS FINES & FORFEIT Total	896,220	1,020,000	1,005,500	(14,500)	1%
360 MISCELLANEOUS REVENUES					
361 INTEREST & OTHER EARNINGS					
361100 INTEREST ON INVESTMENTS	519,500	1,200,000	1,500,000	300,000	-25%
361132 INTEREST-TAX COLLECTOR	13,021	0	0	0	0%
361133 INTEREST-SHERIFF	6,295	1,000	35,644	34,644	#####
361 INTEREST & OTHER EARNINGS Total	538,816	1,201,000	1,535,644	334,644	-28%
362 RENTS & ROYALTIES					
362100 RENTS AND ROYALTIES	42,525	52,000	52,000	0	0%
362 RENTS & ROYALTIES Total	42,525	52,000	52,000	0	0%
364 DISPOSITION OF FIXED ASSET					
364100 FIXED ASSET SALE PROCEEDS	63,326	50,000	50,000	0	0%
364 DISPOSITION OF FIXED ASSET Total	63,326	50,000	50,000	0	0%
366 CONTRIBUTIONS & DONATIONS					

GENERAL FUND SUMMARY OF SOURCES

ACCOUNT MAJOR - MINOR - OBJECT	FY17 ACTUALS	FY18 ADOPTED BUDGET	FY19 ADOPTED BUDGET	VARIANCE	%
366100 CONTRIBUTIONS & DONATIONS	12,100	0	0	0	0%
366101 CONTRIBUTIONS PORT AUTHORITY	500,000	700,000	700,000	0	0%
366175 SEMINOLE COUNTY HEROES MEMORIA	100	0	0	0	0%
366 CONTRIBUTIONS & DONATIONS Total	512,200	700,000	700,000	0	0%
367 LICENSES					
367150 PAIN MANAGEMENT CLINIC LICENSE	1,200	0	0	0	0%
367 LICENSES Total	1,200	0	0	0	0%
369 OTHER MISCELLANEOUS REVENU					
369100 TAX DEED SURPLUS	2,204	0	0	0	0%
369310 INSURANCE PROCEEDS	22,194	0	0	0	0%
369400 REIMBURSEMENTS	25,942	0	0	0	0%
369900 MISCELLANEOUS-OTHER	322,779	170,000	170,000	0	0%
369910 COPYING FEES	65,390	52,500	52,500	0	0%
369911 MAPS AND PUBLICATIONS	0	200	200	0	0%
369912 MISCELLANEOUS - SHERIFF	650,983	636,000	720,000	84,000	-13%
369920 MISCELLANEOUS-ELECTION	16	4,000	4,000	0	0%
369925 CC CONVENIENCE FEES	15,809	16,000	16,000	0	0%
369930 REIMBURSEMENTS	109,375	100,000	100,000	0	0%
369940 REIMBURSEMENTS - RADIOS	151,758	115,000	115,000	0	0%
369 OTHER MISCELLANEOUS REVENU Total	1,366,451	1,093,700	1,177,700	84,000	-8%
360 MISCELLANEOUS REVENUES Total	2,524,518	3,096,700	3,515,344	418,644	-14%
380 OTHER SOURCES					
381 INTERFUND TRANSFERS IN					
381100 TRANSFER	38,350	193,117	774,215	581,098	-301%
381 INTERFUND TRANSFERS IN Total	38,350	193,117	774,215	581,098	-301%
386 TRANSFERS FROM CONSITITUTI					
386200 EXCESS FEES-CLERK	325,879	0	0	0	0%
386300 EXCESS FEES-SHERIFF	165,964	0	0	0	0%
386400 EXCESS FEES-TAX COLLECTOR	2,910,151	1,850,000	600,000	(1,250,000)	68%
386500 EXCESS FEES-PROP APPRAISER	82,839	0	20,000	20,000	0%
386700 EXCESS FEES SUPERVISOR OF ELEC	214,936	220,000	220,000	0	0%
386 TRANSFERS FROM CONSITITUTI Total	3,699,770	2,070,000	840,000	(1,230,000)	59%
388 PROCEEDS OF CAPITAL ASSET					
388110 SALE OF CAPITAL ASSETS	0	0	0	0	0%
388 PROCEEDS OF CAPITAL ASSET Total	0	0	0	0	0%
380 OTHER SOURCES Total	3,738,119	2,263,117	1,614,215	(648,902)	29%
399 FUND BALANCE					
399 FUND BALANCE					
399999 BEGINNING FUND BALANCE	0	51,817,870	58,046,273	6,228,403	-12%
399 FUND BALANCE Total	0	51,817,870	58,046,273	6,228,403	-12%
399 FUND BALANCE Total	0	51,817,870	58,046,273	6,228,403	-12%
Grand Total	204,460,688	265,794,058	285,397,754	19,603,696	-7%

BUDGETARY USES

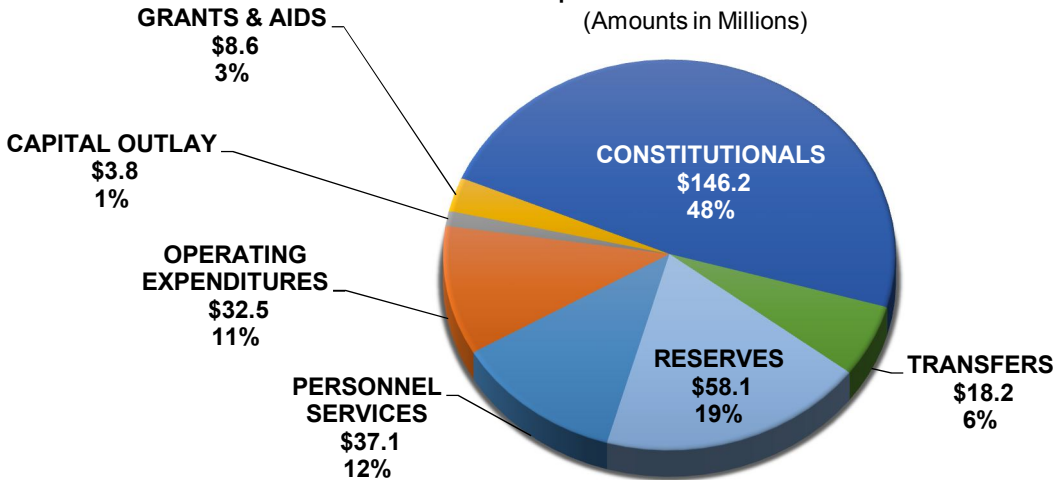
Revenues collected in the General Fund are used to provide a variety of services to the citizens of Seminole County. Over half of the expenditure budget is allocated to protecting the citizens and businesses of Seminole County. The FY 2018/19 General Fund budget totals \$304.5M, with \$58.1M in reserves and \$228.2M appropriated for services to be provided.

The following chart reflects the County's plan on usage of General Fund resources by the type of services to be provided to citizens, excluding cost allocations, internal charges and contra budgets:

FY 2018/19 Total General Fund Budget by Type

\$ 304.5 Million

(Amounts in Millions)



Any variance in totals is due to rounding.

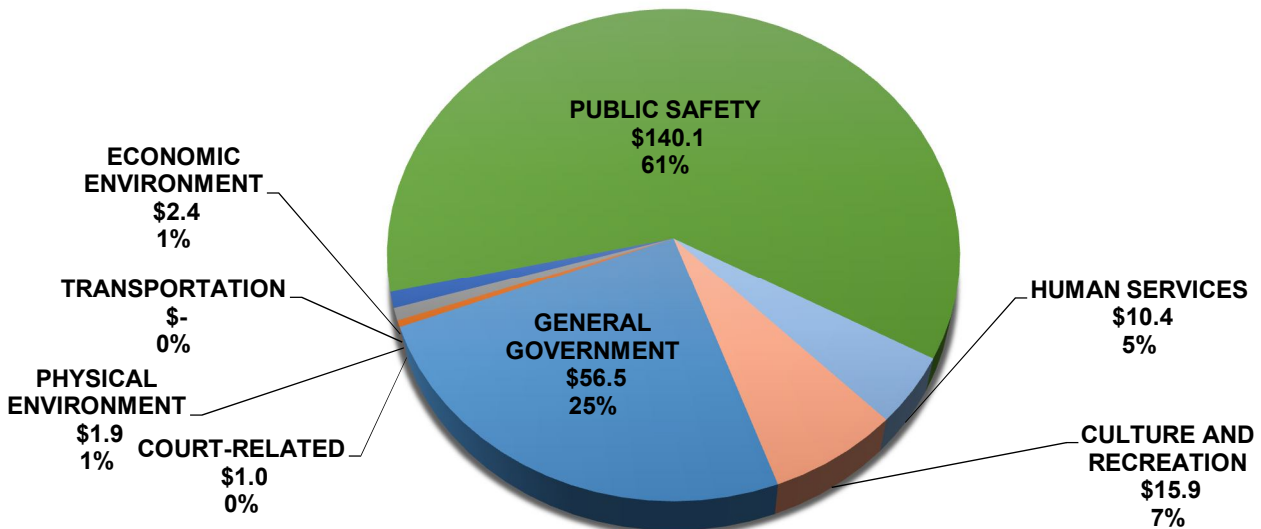
The following chart identifies the General Fund budget by State-designated use or appropriation category:

FY 2018/19 General Fund Budget by Function

\$ 228.2 Million

(Excludes Transfers and Reserves)

(Amounts in Millions)



SUMMARY OF USES BY FUNCTION - PROGRAM

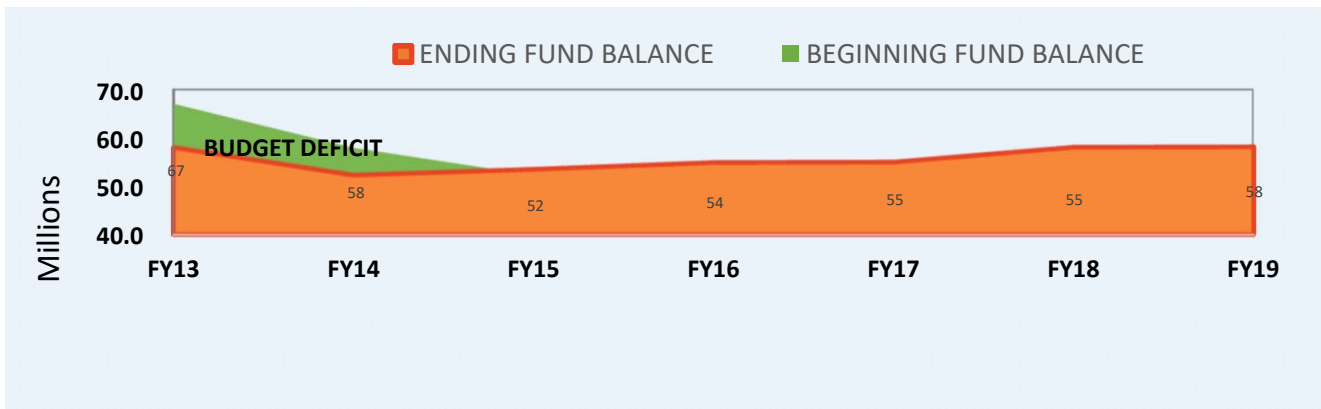
EXCLUDES INTERNAL CHARGES & CONTRAS	FY17 ACTUALS	FY18 ADOPTED BUDGET	FY19 ADOPTED BUDGET	VARIANCE	%
51 GENERAL GOVERNMENT					
01 BOARD OF COUNTY COMMISSIONE	1,041,291	1,117,292	1,152,645	35,353	3%
01 COUNTY ATTORNEY	1,351,221	1,737,919	1,550,407	(187,512)	-11%
01 COUNTY MANAGER	1,052,020	1,116,049	2,507,901	1,391,852	125%
01 ECONOMIC DEV & COMMUNITY RE	565,125	559,169	593,355	34,186	6%
01 HUMAN RESOURCES	842,824	840,510	964,623	124,113	15%
01 OFFICE OF ORGANIZATIONAL EX	133,744	245,541	149,238	(96,302)	-39%
02 CLERK OF THE COURT	2,748,837	2,634,250	3,030,151	395,901	15%
02 PROPERTY APPRAISER	4,932,730	5,058,274	5,071,738	13,464	0%
02 SUPERVISOR OF ELECTIONS	3,937,137	2,515,558	2,821,189	305,631	12%
02 TAX COLLECTOR	6,743,456	7,125,000	7,661,935	536,935	8%
07 CAPITAL PROJECTS DELIVERY	0	0	0	0	
07 FACILITIES	8,938,668	8,775,649	9,208,002	432,354	5%
07 FLEET MANAGEMENT	6,699,184	8,118,232	7,835,942	(282,290)	-3%
07 MOSQUITO CONTROL	5,838	0	0	0	
11 BUILDING	29,896	50,000	55,000	5,000	10%
11 DEV SVCS BUSINESS OFFICE	435,316	450,956	454,563	3,606	1%
11 PLANNING AND DEVELOPMENT	1,361,163	1,476,833	1,503,333	26,500	2%
14 DOCUMENT MANAGEMENT	0	0	0	0	
14 ENTERPRISE SOFTWARE DEVELOP	2,012,829	2,206,655	2,566,731	360,076	16%
14 GEOGRAPHIC INFORMATION SYST	476,101	496,442	513,891	17,449	4%
14 IS BUSINESS OFFICE	372,008	373,416	359,567	(13,849)	-4%
14 NETWORK INFRASTRUCTURE SUPP	603,899	702,083	806,361	104,278	15%
14 TELEPHONE SUPPORT & MAINT	1,325,627	1,448,291	1,547,733	99,441	7%
14 WORKSTATION SUPPORT & MAINT	1,257,309	1,471,354	1,420,561	(50,793)	-3%
18 CENTRAL CHARGES	1,025,247	1,223,789	1,408,158	184,369	15%
18 MAIL SERVICES	298,847	451,687	430,463	(21,224)	-5%
18 OFFICE OF MANAGEMENT & BUDG	647,927	891,403	1,167,576	276,173	31%
18 PRINTING SERVICES	89,919	139,432	174,803	35,371	25%
18 PURCHASING AND CONTRACTS	1,053,401	1,114,540	1,161,120	46,580	4%
18 RESOURCE MGT - BUSINESS OFF	426,858	447,553	381,617	(65,935)	-15%
51 GENERAL GOVERNMENT Total	50,408,422	52,787,878	56,498,605	3,710,727	7%
52 PUBLIC SAFETY					
01 ANIMAL SERVICES	1,884,340	2,151,654	2,157,899	6,245	0%
01 E-911	191,623	195,764	206,230	10,466	5%
01 EMERGENCY MANAGEMENT	711,478	393,033	412,857	19,824	5%
01 TELECOMMUNICATIONS	2,481,373	2,687,326	2,938,539	251,213	9%
02 SHERIFF'S OFFICE	117,127,841	122,596,000	130,171,683	7,575,683	6%
05 EMERGENCY COMMUNICATIONS	2,261,834	2,344,929	2,605,559	260,630	11%
05 EMS PERFORMANCE MANAGEMENT	252,851	362,619	286,183	(76,436)	-21%
05 EMS/FIRE/RESCUE	0	0	0	0	
05 FIRE BUSINESS OFFICE	85,043	0	0	0	
06 COUNTY ASSISTANCE PROGRAMS	873,505	1,001,000	1,300,000	299,000	30%
18 RESOURCE MGT - BUSINESS OFF	4,590	0	0	0	
52 PUBLIC SAFETY Total	125,874,478	131,732,325	140,078,949	8,346,624	6%
53 PHYSICAL ENVIRONMENT					
07 MOSQUITO CONTROL	430,698	703,518	742,609	39,090	6%
07 WATER QUALITY	1,033,726	1,134,975	1,111,617	(23,358)	-2%
53 PHYSICAL ENVIRONMENT Total	1,464,424	1,838,494	1,854,226	15,732	1%
54 TRANSPORTATION					
07 CAPITAL PROJECTS DELIVERY	0	0	0	0	

SUMMARY OF USES BY FUNCTION - PROGRAM

EXCLUDES INTERNAL CHARGES & CONTRAS	FY17 ACTUALS	FY18 ADOPTED BUDGET	FY19 ADOPTED BUDGET	VARIANCE	%
54 TRANSPORTATION Total	0	0	0	0	
55 ECONOMIC ENVIRONMENT					
01 ECONOMIC DEV & COMMUNITY RE	29,910	31,965	80,000	48,035	150%
07 DEVELOPMENT REVIEW ENGINEER	587,966	718,157	765,853	47,696	7%
18 CENTRAL CHARGES	2,009,357	2,267,673	1,576,145	(691,528)	-30%
55 ECONOMIC ENVIRONMENT Total	2,627,233	3,017,795	2,421,998	(595,797)	-20%
56 HUMAN SERVICES					
06 COUNTY ASSISTANCE PROGRAMS	9,062,398	9,487,051	10,407,486	920,435	10%
07 FACILITIES	0	0	0	0	
56 HUMAN SERVICES Total	9,062,398	9,487,051	10,407,486	920,435	10%
57 CULTURE/RECREATION					
04 EXTENSION SERVICE	302,193	377,941	379,606	1,665	0%
04 GREENWAYS & NATURAL LANDS	3,335,171	3,564,062	3,818,929	254,867	7%
04 LEISURE BUSINESS OFFICE	695,262	733,580	755,473	21,894	3%
04 LIBRARY SERVICES	5,275,714	5,720,871	5,603,960	(116,911)	-2%
04 PARKS & RECREATION	4,223,720	4,795,350	5,357,351	562,002	12%
57 CULTURE/RECREATION Total	13,832,059	15,191,804	15,915,320	723,516	5%
58 TRANSFERS					
99-REVENUES-RESERVES-TRANSFERS	14,939,006	16,089,918	18,172,730	2,082,812	13%
58 TRANSFERS Total	14,939,006	16,089,918	18,172,730	2,082,812	13%
59 RESERVES					
99-REVENUES-RESERVES-TRANSFERS	0	51,866,549	58,130,711	6,264,163	12%
59 RESERVES Total	0	51,866,549	58,130,711	6,264,163	12%
60 COURT ADMINISTRATION					
03 GUARDIAN AD LITEM	86,431	97,526	100,583	3,057	3%
03 JUDICIAL	239,433	246,396	445,902	199,506	81%
03 LAW LIBRARY	108,750	108,750	99,443	(9,307)	-9%
03 LEGAL AID	340,808	345,921	351,110	5,189	2%
18 RECIPIENT AGENCY GRANTS	4,376	0	0	0	
60 COURT ADMINISTRATION Total	779,798	798,593	997,038	198,445	25%
Grand Total	218,987,818	282,810,405	304,477,062	21,666,657	8%

HISTORY OF FUND BALANCES

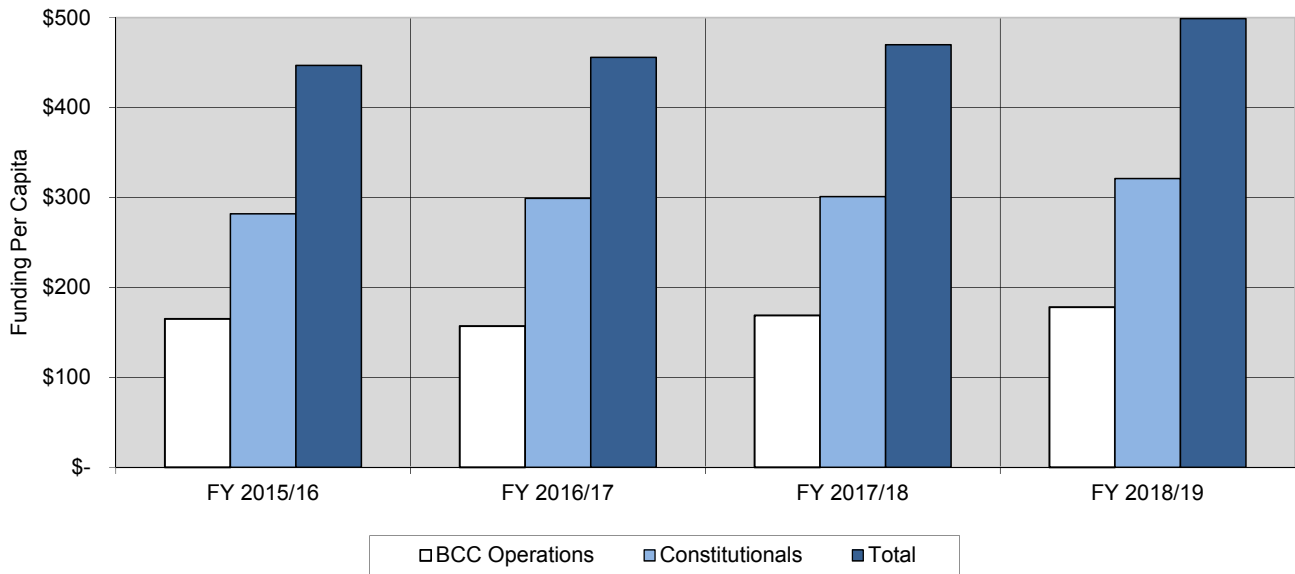
	AUDITED FIVE YEAR HISTORY					PROJECTED	ADOPTED
	FY13	FY14	FY15	FY16	FY17	FY18	FY19
BEGINNING FUND BALANCE 10/01	67,027,784	57,911,427	52,273,111	53,524,336	54,934,613	54,964,136	58,046,273
REVENUE	187,264,221	185,993,598	194,654,377	199,368,344	204,460,688	222,644,390	227,351,481
EXPENDITURES	196,285,103	191,624,560	193,438,008	198,005,092	204,418,183	219,562,253	227,267,043
CHANGE IN NET ASSETS	(9,020,882)	(5,630,962)	1,216,369	1,363,252	42,505	3,082,137	84,438
ENDING FUND BALANCE 9/30	\$ 58,006,902	\$ 52,280,465	\$ 53,489,480	\$ 54,887,588	\$ 54,977,118	\$ 58,046,273	\$ 58,130,711
LESS PROJECT/GRANT CARRYFORWARDS	2,016,815	1,697,202	1,078,894	1,598,644	1,475,157	3,312,544	
UNASSIGNED ENDING RESERVES	\$ 55,990,087	\$ 50,583,263	\$ 52,410,586	\$ 53,288,944	\$ 53,501,961	\$ 54,733,729	\$ 58,130,711
OF OPERATING REVENUE	30%	27%	27%	27%	26%	25%	26%



FY 2018/19 Reserves represent 26% of General Fund budgeted operating revenue covering approximately 2.5 months of operations. Seminole County policy requires a minimum of 20% reserves for contingencies and economic stabilization.

Historical and projected operating expenditures include reserve use and carryforwards from prior year budgets.

FUNDING PER CAPITA - BCC OPERATIONS & CONSTITUTIONAL OFFICERS



	FY 2015/16		FY 2016/17		FY 2017/18		FY 2018/19	
	Actuals	Funding Per Capita	Actuals	Funding Per Capita	Adopted	Funding Per Capita	Adopted	Funding Per Capita
BCC Operations	\$ 73,143,497	\$ 165	\$ 70,376,936	\$ 157	\$ 76,997,427	\$ 169	\$ 81,115,752	\$ 178
Constitutionals	124,869,921	282	134,065,499	299	136,930,082	301	146,151,291	321
Total	\$ 198,013,418	\$ 447	\$ 204,442,435	\$ 456	213,927,509	\$ 470	227,267,043	\$ 499
Reserves*					51,866,549		58,130,711	
					<u>\$ 265,794,058</u>		<u>\$ 285,397,754</u>	
	Actuals		Actuals		Adopted		Adopted	
Population**	<u>442,903</u>		<u>449,124</u>		<u>454,757</u>		<u>454,757</u>	

*Reserves are budgeted only. They do not have any actual expenditures.

**Population estimates for FY 2018/19 are not yet provided.

General Fund is Fund 00100 only.

PERSONNEL SERVICES OVERVIEW

The FY 2018/19 proposed budget for Personnel Services is \$5.9M more than the prior year's budget primarily due to a 3%* increase for all other employees (\$2.4M). In addition, health insurance claims are projected to go up by 14% next year resulting in additional (\$3.1M) charged to all personnel service funds.

ACCOUNT MAJOR - OBJECT ACCOUNT	FY17 ACTUALS	FY18 ADOPTED BUDGET	FY19 ADOPTED BUDGET	VARIANCE	%
510 PERSONNEL SERVICES					
510110 EXECUTIVE SALARIES	401,597	409,603	418,542	8,939	2%
510120 REGULAR SALARIES & WAGES	65,897,026	74,794,814	76,421,168	1,626,354	2%
510125 PART-TIME PERSONNEL	909,250	0	0	0	
510130 OTHER PERSONAL SERVICES	21,459	0	0	0	
510140 OVERTIME	6,744,265	5,624,429	5,999,788	375,360	7%
510150 SPECIAL PAY	115,684	130,160	115,500	(14,660)	-11%
510190 HOLIDAY PAY	0	1,125,277	1,114,560	(10,717)	-1%
510210 SOCIAL SECURITY MATCHING	5,434,134	6,033,852	5,965,937	(67,915)	-1%
510220 RETIREMENT CONTRIBUTIONS	10,122,378	10,644,585	11,286,203	641,619	6%
510230 HEALTH AND LIFE INSURANCE	15,288,244	17,218,150	20,217,444	2,999,294	17%
510240 WORKERS COMPENSATION	2,205,116	3,022,268	2,839,498	(182,770)	-6%
510250 UNEMPLOYMENT COMPENSATION	19,124	0	0	0	
511000 CONTRA PERSONAL SERVICES	(1,094,941)	(1,265,000)	(691,645)	573,355	-45%
510 PERSONNEL SERVICES Total	106,063,336	117,738,137	123,686,995	5,948,858	5%

The following shows the Full-Time Employee (FTE) Count by Department:

DEPARTMENT	FY 18 ADOPTED	FY 19 ADOPTED	VARIANCE
ADMINISTRATION	111.70	112.50	0.80
COURT SUPPORT	7.00	7.00	0.00
LEISURE SERVICES	159.12	159.50	0.38
FIRE	476.50	478.50	2.00
COMMUNITY SERVICES	37.00	38.00	1.00
PUBLIC WORKS	279.30	271.30	-8.00
ES UTIL	138.90	140.90	2.00
ES SOLID WASTE	74.10	75.10	1.00
DEVELOPMENT SERVICES	64.80	73.00	8.20
INFORMATION SERVICES	31.00	33.00	2.00
RESOURCE MANAGEMENT	40.25	42.50	2.25
Grand Total	1,419.67	1,431.30	11.63

*Excludes Fire Bargaining Unit A

**The Seminole County Board of Commissioners are eligible for a salary increase up to the Consumer Price Index (CPI) Urban Wage Earners and Clerical Workers Index, pursuant to the Seminole County Home Rule Charter. Any increases in salaries shall not exceed the percentage change in the CPI Index during the proceeding calendar year ending in December 31. The CPI percentage for the previous year is calculated at 2.18% which equates to an adjustment in salaries of up to \$1,787.44.

COUNTYWIDE POSITION SUMMARY

BCC DEPARTMENTS	FY15 ADOPTED FTE COUNT	FY16 ADOPTED FTE COUNT	FY17 ADOPTED FTE COUNT	FY18 ADOPTED FTE COUNT	FY19 ADOPTED FTE COUNT
ADMINISTRATION DEPT	50.85	53.95	107.20	111.70	112.50
COURT SUPPORT DEPT	7.00	7.00	7.00	7.00	7.00
LEISURE SERVICES DEPT	135.12	147.12	156.12	159.12	159.50
FIRE DEPT	498.42	540.22	464.64	476.50	478.50
COMMUNITY SERVICES DEPT	39.00	42.00	34.00	37.00	38.00
PUBLIC WORKS DEPT	234.25	229.05	232.50	279.30	271.30
ES UTILITIES	128.80	130.90	132.90	138.90	140.90
ES SOLID WASTE DEPT	72.20	72.10	74.10	74.10	75.10
DEVELOPMENT SERVICES DEPT	50.15	65.80	67.80	64.80	73.00
INFORMATION SERVICES DEPT	32.00	32.00	32.00	31.00	33.00
RESOURCE MANAGEMENT DEPT	40.00	36.00	40.25	40.25	42.50
TOTAL BCC	1,287.79	1,356.14	1,348.51	1,419.67	1,431.30

CONSTITUTIONAL OFFICERS	FY15 ADOPTED FTE COUNT	FY16 ADOPTED FTE COUNT	FY17 ADOPTED FTE COUNT	FY18 ADOPTED FTE COUNT	FY19 ADOPTED FTE COUNT
CLERK OF COURT	24.00	24.00	24.00	30.70	31.94
PROPERTY APPRAISER	53.00	53.00	53.00	51.00	51.00
SHERIFF	1,247.00	1,247.00	1,296.00	1,302.00	1,302.00
SUPERVISOR OF ELECTIONS	16.00	16.00	16.00	16.00	16.00
TAX COLLECTOR	79.50	79.50	79.50	119.00	123.00
TOTAL CONSTITUTIONAL OFFICERS	1,419.50	1,419.50	1,468.50	1,518.70	1,523.94

GRAND TOTAL	2,707.29	2,775.64	2,817.01	2,938.37	2,955.24
--------------------	-----------------	-----------------	-----------------	-----------------	-----------------

FTE COMPARISON BY FUND

FUND	FY18 ADOPTED BUDGET FTE COUNT	FY19 ADOPTED BUDGET FTE COUNT	VARIANCE
00100 GENERAL FUND	501.67	506.15	4.48
00110 ADULT DRUG COURT GRANT FUND	0.75	1.70	0.95
10101 TRANSPORTATION TRUST FUND	174.00	175.00	1.00
10400 BUILDING PROGRAM	43.50	51.60	8.10
11000 TOURISM PARKS 1,2,3 CENT FUND	1.00	1.00	-
11001 TOURISM SPORTS 4 & 6 CENT FUND	6.30	6.50	0.20
11200 FIRE PROTECTION FUND	404.00	407.00	3.00
11207 FIRE PROTECT FUND-CASSELBERRY	38.50	38.50	-
11400 COURT SUPP TECH FEE (ARTV)	4.00	4.00	-
11905 COMMUNITY SVC BLOCK GRANT	1.00	1.00	-
11908 DISASTER PREPAREDNESS	1.50	1.50	-
11909 MOSQUITO CONTROL GRANT	8.00	-	(8.00)
11920 NEIGHBOR STABIL PROGRAM GRANT	0.50	0.50	-
11926 CITY OF SANFORD CDBG	1.00	1.00	-
11930 RESOURCE MANAGEMENT GRANTS	0.50	0.80	0.30
12015 SHIP AFFORDABLE HOUSING 14/15	-	-	-
12017 SHIP AFFORDABLE HOUSING 16/17	0.50	0.50	-
12500 EMERGENCY 911 FUND	4.50	4.50	-
13100 ECONOMIC DEVELOPMENT	2.40	2.50	0.10
13300 17/92 REDEVELOPMENT TI FUND	1.50	-	(1.50)
16000 MSBU PROGRAM	4.00	4.00	-
30700 SPORTS COMPLEX/SOLDIERS CREEK	-	-	-
32100 NATURAL LANDS/TRAILS	0.50	0.50	-
40100 WATER AND SEWER FUND	138.90	140.90	2.00
40201 SOLID WASTE FUND	74.10	75.10	1.00
50100 PROPERTY/CASUALTY INSURANCE FU	2.00	2.00	-
50200 WORKERS COMPENSATION FUND	2.00	2.00	-
50300 HEALTH INSURANCE FUND	3.05	3.05	-
Grand Total	1,419.67	1,431.30	11.63

VARIANCE NOTES:

In FY 2017/18, added 9 New Building Positions (9FTE), 2 Grant Positions (2FTE), changed FTE count for one position working in grants from 0.75 to 1.

In FY 2018/19, added 11 new positions (11FTE), eliminated 11 positions (11FTE) and changed FTE count for one position in Leisure Services from 0.62 to 1 (0.38 FTE)

COUNTYWIDE FTE CHANGES

POSITION REQUEST	FUND NAME	FTE CHANGE	BUDGET CHANGE	NOTES
------------------	-----------	---------------	------------------	-------

NEW POSITIONS

ANIMAL SVCS CUSTOMER SVCS REP (OPERATING OFFSET)	00100 GENERAL FUND	1.00	-	NEW POSITION IN RESPONSE TO AN INCREASE IN CUSTOMER SERVICES DEMANDS IN ANIMAL SERVICES .
ANIMAL SVCS VETERINARIAN	00100 GENERAL FUND	1.00	103,871	NEW POSITION - PROGRAM PERFORMING VETERINARIAN DUTIES IN-HOUSE INSTEAD OF THROUGH CONTRACTED SERVICES.
ENV SVS SOLID WASTE CUSTOMER SVCS REP	40201 SOLID WASTE FUND	1.00	36,866	NEW POSITION IN RESPONSE TO AN INCREASE IN CUSTOMER SERVICES DEMANDS.
ENV SVS WATER & SEWER POSITIONS	40100 WATER AND SEWER FUND	2.00	80,313	TWO NEW DISTRIBUTION MECHANICS NEEDED TO PERFORM ROUTINE MAINTENANCE ON VALVES AND HYDRATES AS MANADATED BY THE STATE. CAN REDUCE CONTRACTED SERVICES BY \$400K THAT CURRENTLY PROVIDE THE SERVICE.
FIREFIGHTERS FOR NEW RURAL WATER SUPPLY VEHICLE	11200 FIRE PROTECTION FUND	3.00	152,513	3 NEW FIREFIGHTERS WILL MANAGE A 3,000 GALLON WATER TANKER TO PROVIDE SERVICES IN RURAL AREAS LACKING WATER SUPPLIES FOR FIRE PROTECTION.
MUSEUM COORDINATOR - PART TO FULL TIME	00100 GENERAL FUND	0.38	21,069	POSITION IS TAKING ON MORE OUTREACHING RESPONSIBILITIES WHICH HAS LED TO MORE ATTENDANCE AND INCREASE AN ANNUAL REVENUE.
NEW HOUSING LOCATOR (OPERATING OFFSET)	00100 GENERAL FUND	1.00	-	POSITION ASSOCIATED WITH A NEW COUNTY CONTINUUM OF CARE PROGRAM IN COMMUNITY SERVICES.
NEW MOSQUITO TECH	11909 MOSQUITO CONTROL GRANT	1.00	36,866	THIS IS A GRANT FUNDED POSITION TO HELP WITH MOSQUITO CONTROL OPERATIONS AND COMBAT MOSQUITO BORNE ILLNESSES LIKE ZIKA VIRUS.
NEW TOURISM FUNDED INTERNS	11001 TOURISM SPORTS 4 & 6 CENT FUND	0.00	11,076	NEW TOURSIM RELATED INTERNS TO HELP WITH COUNTY PROMOTIONAL ACTIVITIES.
TRAFFIC - NEW ATMS POSITION	10101 TRANSPORTATION TRUST FUND	1.00	52,008	NEW POSITION NEEDED TO HANDLE AN INCREASE IN TRAFFIC SIGNAL PROJECTS.

RECLASSES

ENVIRONMENTAL SVCS RECLASS	40100 WATER AND SEWER FUND	0.00	7,629	POSITION TASKED WITH MORE RESPONSIBILITIES. NEW TITLES IN LINE WITH JOB RESPONSIBILITIES.
MOSQUITO TECH - REMOVE SEASONAL DISTINCTION	00100 GENERAL FUND	0.00	-	POSITIONS COUNTYWIDE ARE NO LONGER SEASONAL.
VETERANS SERVICES RECLASS	00100 GENERAL FUND	0.00	8,197	POSITION TASKED WITH MORE RESPONSIBILITIES. NEW TITLE IN LINE WITH JOB RESPONSIBILITIES.

NON BOCC POSITION

NEW STATE ATTY SPLIT FUNDED CIO POSITION (NON BOCC POSITION)	11400 ARTICLE V FUND	0.00	35,000	STATE ATTORNEY IS REQUESTING A NEW CIO POSITION TO ESTABLISH NEW PROCESS/POLICY RELATED TO STRATEGIC PLANNING, PAPERLESS INITIATIVE, AND BODY-CAM TECHNOLOGY. FUNDED THROUGH OPERATIONS.
--------------------------------------------------------------	----------------------	------	--------	------------------------------------------------------------------------------------------------------------------------------------------------------------------------------------------

POSITION ELIMINATION

CRA FUNDS NOT AVAILABLE FOR POSITIONS	13300 17/92 REDEVELOPMENT FUND	(1.00)	(71,373)	17-92 CRA FUNDING ENDED IN DECEMBER 2017. THIS POSITION IS NO LONGER NEEDED.
ZIKA FUNDING NOT AVAILABLE FOR POSITIONS	00100 GENERAL FUND	(2.00)	(73,732)	GRANT FUNDS AS OF 10/1/18 WERE NOT AVAILABLE TO CONTINUE THE FUNDING OF THESE POSITIONS.
ZIKA FUNDING NOT AVAILABLE FOR POSITIONS	11909 MOSQUITO CONTROL GRANT	(8.00)	(294,927)	GRANT FUNDS AS OF 10/1/18 WERE NOT AVAILABLE TO CONTINUE THE FUNDING OF THESE POSITIONS.

FUND CHANGES

FIRE - EMS POSITION TRANSFER	00100 GENERAL FUND	(1.00)	(82,220)	POSITION TRANSFERRING PROGRAMS
FIRE - EMS POSITION TRANSFER	11200 FIRE PROTECTION FUND	1.00	82,220	POSITION TRANSFERRING PROGRAMS

Grand Total	0.38 105,377
--------------------	---------------------

INTERNS AND TEMPORARY EMPLOYEES

FUND	PROGRAM	POSITION TITLE	HEAD COUNT
00100 GENERAL FUND	01 HUMAN RESOURCES	HR INTERN	1
11001 TOURISM SPORTS 4 & 6 CENT FUND	01 ECONOMIC DEV & COMMUNITY RELATIONS	TOURISM INTERN	3

FTE COMPARISON BY DEPARTMENT - PROGRAM

DEPARTMENT - PROGRAM	FY18 ADOPTED FTE COUNT	FY19 ADOPTED FTE COUNT	VARIANCE
01 ADMINISTRATION DEPT			
01 17-92 COMMUNITY REDEVELOPMENT	1.50	0.00	(1.50)
01 ANIMAL SERVICES	30.00	32.00	2.00
01 BENEFITS	2.05	2.05	-
01 BOARD OF COUNTY COMMISSIONERS	10.00	10.00	-
01 COUNTY ATTORNEY	13.00	13.00	-
01 COUNTY MANAGER	6.00	6.00	-
01 E-911	7.50	7.50	-
01 ECONOMIC DEV & COMMUNITY RELATIONS	14.70	15.00	0.30
01 EMERGENCY MANAGEMENT	6.00	6.00	-
01 HUMAN RESOURCES	8.95	8.95	-
01 ORGANIZATIONAL DEVELOPMENT	2.00	2.00	-
01 TELECOMMUNICATIONS	10.00	10.00	-
01 ADMINISTRATION DEPT Total	111.70	112.50	0.80
03 COURT SUPPORT DEPT			
03 ARTICLE V COURT TECHNOLOGY	4.00	4.00	-
03 GUARDIAN AD LITEM	1.00	1.00	-
03 JUDICIAL	2.00	2.00	-
03 COURT SUPPORT DEPT Total	7.00	7.00	-
04 LEISURE SERVICES DEPT			
04 EXTENSION SERVICE	8.00	8.00	-
04 GREENWAYS & TRAILS	14.00	14.00	-
04 LEISURE BUSINESS OFFICE	6.00	6.00	-
04 LIBRARY SERVICES	75.00	75.00	-
04 NATURAL LANDS	2.50	2.50	-
04 RECREATIONAL ACTIVITIES & PROG	53.62	54.00	0.38
04 LEISURE SERVICES DEPT Total	159.12	159.50	0.38
05 FIRE DEPT			
05 CASSELBERRY EMS/FIRE	38.50	38.50	-
05 EMERGENCY COMMUNICATIONS	33.00	33.00	-
05 EMS/FIRE/RESCUE	394.00	397.00	3.00
05 FIRE BUSINESS OFFICE	0.00		-
05 FIRE PREVENTION BUREAU	10.00	10.00	-
05 EMS PERFORMANCE MANAGEMENT	1.00	0.00	(1.00)
05 FIRE DEPT Total	476.50	478.50	2.00
06 COMMUNITY SERVICES DEPT			
06 COMMUNITY DEVELOPMENT GRANTS	2.00	2.00	-
06 COMMUNITY SVCS BUSINESS OFFICE	9.00	9.00	-
06 COUNTY LOW INCOME ASSISTANCE	22.00	23.00	1.00
06 GRANT LOW INCOME ASSISTANCE	1.00	1.00	-
06 VETERANS' SERVICES	3.00	3.00	-

FTE COMPARISON BY DEPARTMENT - PROGRAM

DEPARTMENT - PROGRAM	FY18 ADOPTED FTE COUNT	FY19 ADOPTED FTE COUNT	VARIANCE
06 COMMUNITY SERVICES DEPT Total	37.00	38.00	1.00
07 PUBLIC WORKS DEPT			
07 CAPITAL PROJECTS DELIVERY	27.30	27.30	-
07 ENGINEERING PROF SUPPORT	0.70	0.70	-
07 FACILITIES	38.00	38.00	-
07 FLEET MANAGEMENT	31.00	31.00	-
07 LAND MANAGEMENT	3.00	3.00	-
07 MOSQUITO CONTROL	20.10	11.10	(9.00)
07 PUBLIC WORKS BUSINESS OFFICE	2.00	2.00	-
07 ROADS-STORMWATER R&M	108.00	108.00	-
07 TRAFFIC OPERATIONS	33.00	34.00	1.00
07 WATER QUALITY	8.20	8.20	-
07 DEVELOPMENT REVIEW ENGINEERING	8.00	8.00	-
07 PUBLIC WORKS DEPT Total	279.30	271.30	(8.00)
11 DEVELOPMENT SERVICES DEPT			
11 BUILDING	43.50	51.60	8.10
11 DEV SVCS BUSINESS OFFICE	3.30	3.40	0.10
11 PLANNING AND DEVELOPMENT	18.00	18.00	-
11 DEVELOPMENT REVIEW ENGINEERING	0.00	-	-
11 DEVELOPMENT SERVICES DEPT Total	64.80	73.00	8.20
14 INFORMATION SERVICES DEPT			
14 DOCUMENT MANAGEMENT	3.00	3.00	-
14 ENTERPRISE APPLICATION DEVELOP	8.00	9.00	1.00
14 GEOGRAPHIC INFORMATION SYSTEMS	4.00	4.00	-
14 IS BUSINESS OFFICE	4.00	4.00	-
14 NETWORK INFRASTRUCTURE SUPPORT	6.00	7.00	1.00
14 TELEPHONE SUPPORT & MAINTENANC	6.00	6.00	-
14 INFORMATION SERVICES DEPT Total	31.00	33.00	2.00
18 RESOURCE MANAGEMENT DEPT			
18 MAIL SERVICES	2.50	2.00	(0.50)
18 MSBU PROGRAM	4.00	4.00	-
18 OFFICE OF MANAGEMENT & BUDGET	11.50	13.00	1.50
18 PRINTING SERVICES	0.50	1.00	0.50
18 PURCHASING AND CONTRACTS	13.00	13.00	-
18 RECIPIENT AGENCY GRANTS	1.25	2.50	1.25
18 RESOURCE MGT - BUSINESS OFFICE	3.50	3.00	(0.50)
18 RISK MANAGEMENT	4.00	4.00	-
18 RESOURCE MANAGEMENT DEPT Total	40.25	42.50	2.25
08 ES UTILITIES			
08 ES BUSINESS OFFICE	16.90	16.90	-

FTE COMPARISON BY DEPARTMENT - PROGRAM

DEPARTMENT - PROGRAM	FY18 ADOPTED FTE COUNT	FY19 ADOPTED FTE COUNT	VARIANCE
08 UTILITIES ENGINEERING PROGRAM	18.00	18.00	-
08 WASTEWATER OPERATIONS	38.00	38.00	-
08 WATER OPERATIONS	66.00	68.00	2.00
08 ES UTILITIES Total	138.90	140.90	2.00
09 ES SOLID WASTE DEPT			
09 SW-COMPLIANCE & PROGRAM MANAGE	23.00	24.00	1.00
09 CENTRAL TRANSFER STATION OPERA	29.00	29.00	-
09 ES BUSINESS OFFICE	2.10	2.10	-
09 LANDFILL OPERATIONS PROGRAM	20.00	20.00	-
09 ES SOLID WASTE DEPT Total	74.10	75.10	1.00
Grand Total	1,419.67	1431.30	11.63

OVERTIME BY DEPARTMENT - PROGRAM

BY DEPT - PROGRAM	FY17 ACTUALS	FY18 ADOPTED BUDGET	FY19 ADOPTED BUDGET	VARIANCE	%
01 ADMINISTRATION DEPT					
01 ANIMAL SERVICES	90,497	72,562	72,562	0	0%
01 BENEFITS	540	0	0	0	
01 BOARD OF COUNTY COMMISSIONE	20	0	0	0	
01 COUNTY ATTORNEY	1,263	0	0	0	
01 COUNTY MANAGER	1,864	0	0	0	
01 E-911	16,686	1,560	1,560	(0)	0%
01 ECONOMIC DEV & COMMUNITY RE	12,783	0	0	0	
01 EMERGENCY MANAGEMENT	18,520	3,605	3,605	0	0%
01 HUMAN RESOURCES	8,158	0	0	0	
01 OFFICE OF ORGANIZATIONAL EX	3,679	0	0	0	
01 TELECOMMUNICATIONS	43,418	20,095	20,095	0	0%
01 ADMINISTRATION DEPT Total	197,428	97,822	97,822	(0)	0%
02 CONSTITUTIONAL OFFICERS DEP					
02 SHERIFF'S OFFICE	0	0	0	0	
02 CONSTITUTIONAL OFFICERS DEP Total	0	0	0	0	
04 LEISURE SERVICES DEPT					
04 EXTENSION SERVICE	2,508	0	0	0	
04 GREENWAYS & NATURAL LANDS	3,267	1,545	1,545	0	0%
04 LEISURE BUSINESS OFFICE	7,164	0	0	0	
04 LIBRARY SERVICES	63,720	0	0	0	
04 PARKS & RECREATION	60,760	26,875	26,875	0	0%
04 LEISURE SERVICES DEPT Total	137,419	28,420	28,420	0	0%
05 FIRE DEPT					
05 CASSELBERRY EMS/FIRE	255,404	282,090	276,394	(5,696)	-2%
05 EMERGENCY COMMUNICATIONS	343,837	335,563	334,196	(1,367)	0%
05 EMS PERFORMANCE MANAGEMENT	987	0	0	0	
05 EMS/FIRE/RESCUE	3,736,452	3,669,499	3,758,660	89,161	2%
05 FIRE BUSINESS OFFICE	5,441	0	0	0	
05 FIRE PREVENTION BUREAU	31,896	30,000	30,000	0	0%
05 FIRE DEPT Total	4,374,018	4,317,152	4,399,250	82,098	2%
06 COMMUNITY SERVICES DEPT					
06 COUNTY ASSISTANCE PROGRAMS	31,771	0	0	0	
06 GRANT ASSISTANCE PROGRAMS	2,221	0	0	0	
06 COMMUNITY SERVICES DEPT Total	33,992	0	0	0	
07 PUBLIC WORKS DEPT					
07 CAPITAL PROJECTS DELIVERY	10,569	0	0	0	
07 DEVELOPMENT REVIEW ENGINEER	9,722	2,575	2,575	0	0%
07 ENGINEERING PROF SUPPORT	0	0	0	0	
07 FACILITIES	103,639	40,000	40,000	0	0%
07 FLEET MANAGEMENT	11,109	53,060	63,672	10,612	20%
07 LAND MANAGEMENT	2,273	0	0	0	
07 MOSQUITO CONTROL	21,007	9,398	9,398	0	0%
07 PUBLIC WORKS BUSINESS OFFIC	3,407	0	0	0	
07 ROADS-STORMWATER R&M	373,104	128,699	128,699	0	0%
07 TRAFFIC OPERATIONS	242,164	220,006	220,006	0	0%
07 WATER QUALITY	9,594	4,994	4,994	0	0%
07 PUBLIC WORKS DEPT Total	786,589	458,732	469,344	10,612	2%

OVERTIME BY DEPARTMENT - PROGRAM

BY DEPT - PROGRAM	FY17 ACTUALS	FY18 ADOPTED BUDGET	FY19 ADOPTED BUDGET	VARIANCE	%
08 ES UTILITIES					
08 ES BUSINESS OFFICE	4,006	1,500	1,500	0	0%
08 UTILITIES ENGINEERING PROGR	21,502	10,000	12,000	2,000	20%
08 WASTEWATER OPERATIONS	236,766	175,150	205,000	29,850	17%
08 WATER OPERATIONS	376,663	303,200	346,000	42,800	14%
08 ES UTILITIES Total	638,936	489,850	564,500	74,650	15%
09 ES SOLID WASTE DEPT					
09 LANDFILL OPERATIONS PROGRAM	127,108	50,000	125,000	75,000	150%
09 SW-COMPLIANCE & PROGRAM MAN	49,146	15,000	28,000	13,000	87%
09 TRANSFER STATION	235,108	110,000	200,000	90,000	82%
09 ES SOLID WASTE DEPT Total	411,363	175,000	353,000	178,000	102%
11 DEVELOPMENT SERVICES DEPT					
11 BUILDING	51,377	30,000	60,000	30,000	100%
11 DEV SVCS BUSINESS OFFICE	2,751	0	0	0	
11 PLANNING AND DEVELOPMENT	7,418	0	0	0	
11 DEVELOPMENT SERVICES DEPT Total	61,547	30,000	60,000	30,000	100%
14 INFORMATION SERVICES DEPT					
14 ENTERPRISE SOFTWARE DEVELOP	7,757	0	0	0	
14 GEOGRAPHIC INFORMATION SYST	3,736	0	0	0	
14 IS BUSINESS OFFICE	11,486	0	0	0	
14 NETWORK INFRASTRUCTURE SUPP	24,346	13,200	13,200	0	0%
14 TELEPHONE SUPPORT & MAINT	28,076	14,252	14,252	(0)	0%
14 INFORMATION SERVICES DEPT Total	75,400	27,452	27,452	(0)	0%
18 RESOURCE MANAGEMENT DEPT					
18 MAIL SERVICES	3,648	0	0	0	
18 MSBU PROGRAM	143	0	0	0	
18 OFFICE OF MANAGEMENT & BUDG	7,758	0	0	0	
18 PRINTING SERVICES	316	0	0	0	
18 PURCHASING AND CONTRACTS	10,593	0	0	0	
18 RECIPIENT AGENCY GRANTS	0	0	0	0	
18 RESOURCE MGT - BUSINESS OFF	2,237	0	0	0	
18 RISK MANAGEMENT	2,880	0	0	0	
18 RESOURCE MANAGEMENT DEPT Total	27,574	0	0	0	
Grand Total	6,744,265	5,624,429	5,999,788	375,360	7%

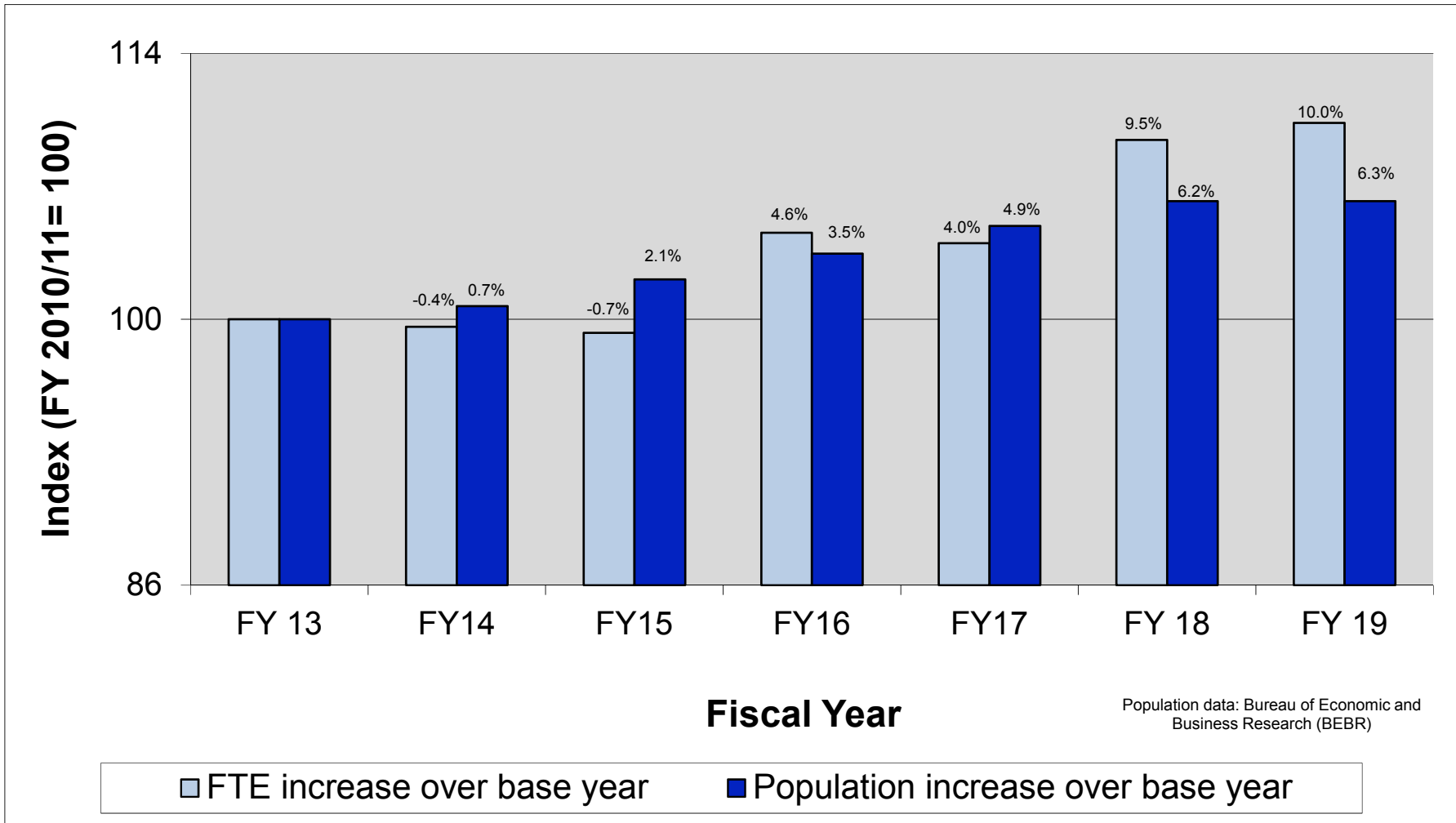
PAY BANDS

BOARD OF COUNTY COMMISSIONERS

All hourly rates are calculated based on 2,080 hours worked per year unless noted otherwise.

Pay Band	Minimum Hourly	Midpoint Hourly	Maximum Hourly	Minimum Annual	Midpoint Annual	Maximum Annual
Band A: General and Support Services						
A1	10.65	15.51	20.37	22,152.00	32,260.80	42,369.60
A2	11.61	16.91	22.21	24,148.80	35,172.80	46,196.80
A3	12.66	18.43	24.21	26,332.80	38,334.40	50,356.80
A4	13.79	20.08	26.37	28,683.20	41,766.40	54,849.60
Band B: Technical and Trades						
B1	12.66	18.43	24.21	26,332.80	38,334.40	50,356.80
B2	13.79	20.08	26.37	28,683.20	41,766.40	54,849.60
B3	15.04	21.89	28.75	31,283.20	45,531.20	59,800.00
B4	16.39	23.87	31.35	34,091.20	49,649.60	65,208.00
Band C: Program and Administrative Services						
C1	15.04	21.89	28.75	31,283.20	45,531.20	59,800.00
C2	16.39	23.87	31.35	34,091.20	49,649.60	65,208.00
C3	17.86	26.01	34.16	37,148.80	54,100.80	71,052.80
C4	19.47	28.35	37.24	40,497.60	58,968.00	77,459.20
Band D: Professionals						
D1	17.86	26.01	34.16	37,148.80	54,100.80	71,052.80
D2	19.47	28.35	37.24	40,497.60	58,968.00	77,459.20
D3	21.41	31.18	40.96	44,532.80	64,854.40	85,196.80
D4	23.56	34.30	45.05	49,004.80	71,344.00	93,704.00
Band DB: Professionals/Building						
DBa	22.58	31.47	40.37	46,966.40	65,457.60	83,969.60
DBb	26.58	35.47	44.37	55,286.40	73,777.60	92,289.60
DBc	30.58	39.47	48.37	63,606.40	82,097.60	100,609.60
DBd	32.58	41.47	50.37	67,766.40	86,257.60	104,769.60
Band E: Managers and Advisors						
E1	21.41	31.18	40.96	44,532.80	64,854.40	85,196.80
E2	24.51	35.70	46.89	50,980.80	74,256.00	97,531.20
E2/2912	17.51	25.50	33.49	50,980.80	74,256.00	97,531.20
E3	28.19	41.05	53.92	58,635.20	85,384.00	112,153.60
E3/2912	20.14	29.32	38.51	58,635.20	85,384.00	112,153.60
E4	32.42	47.22	62.02	67,433.60	98,217.60	129,001.60
Band F: Executives and Department Directors						
F1	35.67	51.94	68.21	74,193.60	108,035.20	141,876.80
F2	41.01	59.73	78.45	85,300.80	124,238.40	163,176.00
F3	49.01	71.38	93.75	101,940.80	148,470.40	195,000.00
Band G: County Attorney's Office						
G2	17.83	27.86	37.90	37,086.40	57,948.80	78,832.00
G3	27.24	40.89	54.54	56,659.20	85,051.20	113,443.20
G4	30.70	49.80	68.90	63,856.00	103,584.00	143,312.00
G5	39.87	60.70	81.47	82,919.20	126,245.60	169,447.40
G6	49.03	71.59	94.16	101,982.40	148,907.20	195,852.80

GROWTH OF COUNTY POPULATION TO GROWTH OF BCC EMPLOYEES



	FY14	FY15	FY16	FY17	FY18	FY19
FTE	1,292	1,288	1,356	1,349	1,420	1,431
Population*	431,074	437,086	442,903	449,124	454,757	454,757
Per Capita**	3.0	2.9	3.1	3.0	3.1	3.1

*Population estimates for FY 2018/19 not provided yet.

**Per Capita = the number of full-time employees per thousand citizens.

INTERNAL SERVICE CHARGES

OVERVIEW

Internal Service Charges (ISCs) have been developed in Seminole County Government as a way to identify and allocate the true cost of services provided by various support programs. Each program requires unique analysis to determine the most appropriate method of both estimating the ISC budgets and allocating the charges.

Currently support programs use the direct and indirect methods to allocate internal service charges. In developing the budget for user programs historical use is analyzed to create an estimate for the upcoming fiscal year. In the direct method of allocating actual charges, the support program tracks service provided to the user program and provides this information to allocate the charges. In the indirect method of allocating charge the percentage of use, or percentage of inventory, is used to determine the proportionate share of each user program. The actual expenses incurred by the support program are then allocated to the user programs based on the proportionate share that has been calculated.

The methodology used to develop the internal service charges is in accordance with Generally Accepted Accounting Principles, and will properly allocate both the direct and indirect costs for the following support program services:

- Fleet Maintenance
- Fleet Fuel
- Mailing Services
- Printing Services
- Facilities Maintenance
 - Regular Facility Maintenance
 - Renewal & Replacement
 - Landscaping Maintenance
- Property Management (Leases, Security, Cleaning Contracts, and Retention Services)
- Radio Support & Maintenance
- Information Services
 - Rentals & Leases - Equipment
 - Desktop Support and Maintenance
 - Network Connection
 - Telecommunication Service
 - Geographic Information Systems (GIS)
- Insurance * *FY19 Internal Financial Controls implemented*
- Administrative Fees

INTERNAL SERVICE CHARGES

INTERNAL SERVICES:

Fleet Maintenance

The Fleet Management program maintains a work order system for all equipment serviced. Direct costs are allocated based contractual services received or on work orders assigned to user programs. Fleet Management's actual overhead costs are charged through the indirect method based on the user program's total service received.

Fleet Fuel

The Fleet Management program maintains a fuel system usage report. Direct costs are allocated based on the total number of gallons of fuel received per user program

Mailing Services

Mail Services tracks costs associated with providing postage and courier services to user programs through usage reports. Direct postage and courier service costs are allocated to the user programs. Mailing Services overhead is calculated through the indirect method and based on the user program's total service received.

Printing Services

The Print Center uses a database to track all print services provided to user programs. Each user program will be cost allocated for actual print services received. Printing Services overhead is calculated through the indirect method and based on the user program's total service received.

Facilities Maintenance

Regular Facility Maintenance

Facilities Maintenance tracks all work completed for user programs through a work order system. User programs are cost allocated for actual repair and maintenance performed on their facilities. Costs are made of up of a labor rate, (loaded to include: all salaries and benefits); cost of work order parts; and all associated contracted services.

Facilities Renewal & Replacement Activities

The ISC's for Facilities Renewal & Replacement Activities are developed through an annual approved work plan. Renewal & Replacement Activities currently provides roof, heating, ventilation & air conditioning, flooring and building exterior maintenance/replacement on a scheduled basis. The Facilities Maintenance Program estimates the costs that will be expended on certain facilities with the understanding that a budget transfer may be required within a department if necessary. A large portion of the renewal & replacement activities provided by Facilities Maintenance are for General Government Facilities.

Landscape Maintenance

Countywide Landscaping Maintenance maintains service contracts for county facilities, miscellaneous properties and various general areas throughout the county. Direct costs are allocated to each user program based on the provider services received.

INTERNAL SERVICE CHARGES

Property Management

The Facilities Maintenance program manages the property leases, security guard, custodial, and various other contracts for countywide user programs. Cost is allocated to each user program for actual leased space, custodial, window cleaning, security guard and other services received. The Document Management program manages records retention for the County. Direct cost is allocated to each user program for total service received.

Radio Support & Maintenance

The Telecommunications program currently manages the radio inventory, service, and support for all County departments, municipalities, Sheriff's Office, and several other outside agencies. Costs are allocated through the indirect method and based on the total actual countywide cost of providing radio service and support by the user program's total number of radios in inventory.

Information Services

Rentals & Leases - Equipment

To ensure technology efficiencies throughout the County, the Information Services Department works in conjunction with the user programs to verify existing equipment, remove expiring rentals/leases, or relocate/remove unused items from inventory. Cost allocations are based on actual billings from the rental/leasing agent for existing or new rental/lease equipment.

Desktop Support and Maintenance

Desktop Support & Maintenance maintains a computer inventory. A physical inventory is taken annually to ensure efficiencies. Costs are allocated based on the total

actual countywide cost of providing desktop support and maintenance by the user program's total number of computers in inventory.

Network Connection

Network Connection comprises of various service programs and consists of complex technical support, including provisional and proactive/reactive maintenance. Service program costs are allocated through the indirect method and based on the user program's total number of computers in inventory.

Telecommunications Service

The Information Services Department works in conjunction with the countywide user programs to verify two inventories: Telephone Inventory; alarm, fax, modem, and phones; and Cellular Inventory; cell phone and air cards/MiFi's. The telephone actual provider service costs are allocated based on the total number of extensions in inventory for each user program. The cellular costs are allocated based on the total number of devices in inventory for each user program.

Telecommunications Support and Maintenance

Telecommunications Support and Maintenance provides for all hardware, personnel support, and maintenance related to telephones. The Telephone Inventory is used to determine the number of extensions per user program. Indirect costs are allocated based on the total countywide cost of providing support & maintenance by the user program's total number of extensions in inventory.

INTERNAL SERVICE CHARGES

Geographic Information Systems (GIS)

Geographic Information Systems (GIS) maintains an inventory of GIS users and has classified them based on their system roles. Power Users are considered: full time GIS positions, use the geoprocessing tools within the software, consistently create maps as part of their job duties, and are custodians (editors) of three or more datasets. GIS service costs are allocated through the indirect method and based on the total number of Power Users in each user program.

Insurance (Property / Liability)

Insurance service provides coverage from losses of property and liability claims. The value of assets insured and claim history is tracked by the Property/Liability Insurance program. Property value is used to calculate direct costs for each user program's percentage of total service provided.

** As part of internal financial controls in FY 2019 Insurance (Property / Liability) will be transferred from Other Charges and recognized under the Operating Expenditure object class.*

Administrative Fees

The General Fund pays for various administrative programs that provide support services for all countywide user programs. The costs of these support programs, which includes Office of Management & Budget, County Manager, Board of County Commissioners, County Attorney, County Finance, Human Resources, Training & Benefits, Administration (Resource Management), Community Information, Business Process Management and Purchasing & Contracts,

are allocated to the appropriate funding sources using specific cost drivers. Ratios are established using various combinations of full time employee counts, computer count, budget amounts, actual expenditure amounts, and employee workload. These ratios are applied to the support program's budget to determine the Administrative Fee charge. At the end of the fiscal year, each funding source is charged back their percentage of the actual expenditures for the support services.

Engineering Capitalization Costs

The Capital Projects Delivery Program contains the costs required to administer the Public Works Capital Program. This includes the County's engineers along with the supplies, certifications, and equipment that are directly utilized in managing capital projects. Each project is charged periodically for labor based on staff time allocated to the project, while supplies and other operating expenses are charged annually.

INTERNAL SERVICE CHARGES SUMMARY BY FUND

FUND	FLEET MAINTENANCE	FLEET FUEL	MAILING SERVICES	PRINTING SERVICES	FACILITIES MAINTENANCE	PROPERTY MANAGEMENT	RADIOS	INFORMATION SERVICES	SUBTOTAL	***PROP / LIABILITY INSURANCE	ADMIN FEES	**TOTAL
GENERAL FUND	531,882	218,522	404,219	169,416	2,877,801	1,098,971	1,376,073	3,998,571	10,675,456		4,826,995	15,502,451
TRANSPORTATION TRUST FUND	1,067,057	429,312	1,758	3,687	105,145	9,025	118,520	723,438	2,457,942		1,477,728	3,935,670
BUILDING PROGRAM	38,286	54,119	1,406	4,017		16,421		288,727	402,976		257,489	660,465
FIRE PROTECTION FUND	1,865,526	345,178	6,767	6,043	449,551	394	381,343	1,404,505	4,459,307		2,218,030	6,677,337
FIRE PROTECT FUND-CASSELBERRY	171,291	19,101			56,728			108,967	356,086		199,620	555,706
TEEN COURT				133				-	133			133
EMERGENCY 911 FUND	823	227				19		80,651	81,721			81,721
ECONOMIC DEVELOPMENT								5,229	5,229			5,229
MSBU PROGRAM			3,032	253				12,004	15,289		35,597	50,886
WATER AND SEWER FUND	561,934	240,124	7,909	11,997	99,531	159,701	70,952	778,380	1,930,529		1,344,447	3,274,976
SOLID WASTE FUND	1,252,722	967,090	7,382	2,929	90,473	114,459	51,765	132,415	2,619,235		634,486	3,253,721
PROPERTY/CASUALTY INSURANCE FU	823	227	835			467		11,444	13,796		36,174	49,971
WORKERS COMPENSATION FUND								3,385	3,385		35,031	38,416
HEALTH INSURANCE FUND								2,777	2,777		255,752	258,529
TOURISM SPORTS 4 & 6 CENT FUND	412		6,108	6,471				30,616	43,606		57,985	101,591
TOURISM PARKS 1,2,3 CENT FUND								-	-		65,665	65,665
CAPITALIZED ENGINEERING COSTS*									4,260,061			4,260,061
TOTAL	5,490,755	2,273,900	439,417	204,946	3,679,229	1,399,457	1,998,654	7,581,109	27,327,527	-	11,445,000	38,772,527

*Capitalized Engineering Costs are not Internal Services Charges, but are budgeted here as chargebacks to another funding source.

** Grant labor, reimbursements, and bad debt allowance are not Internal Service Charges, and are not shown on this report. However, they are budgeted within the Internal Service Charge accounts.

As part of internal financial controls in FY19 Bad Debt Expense (Allowance) will be transferred from Other Charges object class and recognized under Operating Expenditure object class.

***As part of internal financial controls in FY19 Insurance (Property / Liability) will be transferred from Other Charges object class and recognized under Operating Expenditure object class.

INTERNAL SERVICE CHARGES SUMMARY BY DEPARTMENT

DEPARTMENT	FLEET MAINTENANCE	FLEET FUEL	MAILING SERVICES	PRINTING SERVICES	FACILITIES MAINTENANCE	PROPERTY MANAGEMENT	RADIOS	INFORMATION SERVICES	SUBTOTAL	***PROP / LIABILITY INSURANCE	ADMIN FEES	**TOTAL
ADMINISTRATION	83,570	42,749	22,322	48,881	30,263	6,983	45,369	931,677	1,211,815		379,402	1,591,217
CONSTITUTIONAL OFFICERS	17,290	4,093	303,769	74,400	649,396	279,242	1,222,976	640,868	3,192,034			3,192,034
COURT SUPPORT			28,254	2,352	1,159,004	647,135	5,796	277,229	2,119,771			2,119,771
LEISURE SERVICES	178,255	59,349	25,179	34,274	956,346	21,683	16,989	888,860	2,180,933			2,180,933
FIRE DEPARTMENT	2,036,817	364,279	6,767	6,275	506,279	394	396,933	1,670,616	4,988,359		2,417,650	7,406,009
COMMUNITY SERVICES	41,167	15,917	7,997	7,360	52,546	138,213	11,392	259,910	534,504			534,504
PUBLIC WORKS	1,266,307	516,857	4,043	5,912	130,519	12,195	159,493	1,036,714	3,132,040		1,477,728	4,609,768
ES - UTILITIES	561,934	240,124	8,481	11,997	99,531	159,701	70,952	784,451	1,937,171		1,978,933	3,916,104
ES - SOLID WASTE	1,252,722	967,090	6,811	2,929	90,473	114,459	51,765	126,344	2,612,593			2,612,593
DEVELOPMENT SERVICES	40,756	54,346	19,993	5,609		17,695	16,989	400,337	555,725		257,489	813,214
INFORMATION SERVICES	6,175	5,457	483	2,298	1,630			416,740	432,784			432,784
RESOURCE MANAGEMENT	5,763	3,638	5,317	2,657	3,242	1,757		147,364	169,739		4,933,797	5,103,536
CAPITALIZED ENGINEERING COSTS*									4,260,061			4,260,061
TOTAL	5,490,755	2,273,900	439,417	204,946	3,679,229	1,399,457	1,998,654	7,581,109	27,327,527	-	11,445,000	38,772,527

*Capitalized Engineering Costs are not Internal Services Charges, but are budgeted here as chargebacks to another funding source.

** Grant labor, reimbursements, and bad debt allowance are not Internal Service Charges, and are not shown on this report. However, they are budgeted within the Internal Service Charge accounts.

As part of internal financial controls in FY19 Bad Debt Expense (Allowance) will be transferred from Other Charges object class and recognized under Operating Expenditure object class.

***As part of internal financial controls in FY19 Insurance (Property / Liability) will be transferred from Other Charges object class and recognized under Operating Expenditure object class.

INTERNAL SERVICE CHARGES COST DRIVERS BY FUND

Seminole County uses cost drivers, also known as activity drivers, as a method for calculating internal service program costs (activities), which trace back to either a direct cost object or pool by activity cost. Cost drivers measure the cost of service delivery and tie back to an expected scope of work and associated service levels.

FUND NAME	Positions	*Fleet Maintenance Usage	*Fuel Usage	*Postage Usage	*Printing Usage	*Facilities Maintenance Usage	*Landscaping Charges	Property Management Charges	Radio Inventory	Computer Inventory	Device Lease Cost	Telephone Inventory	Cell Phone Inventory	GIS Users	Network Lease Buy
00100 - GENERAL FUND	506.15	529,871	217,109	398,547	160,737	2,336,086	541,715	1,098,971	2,167	1,381	306,890	3,286	99	4	
00110 - ADULT DRUG COURT GRANT FUND	1.70														
00111 - TECHNOLOGY REPLACEMENT FUND															318,239
10101 - TRANSPORTATION TRUST FUND	175.00	1,062,643	426,556	1,759	3,638	93,681	11,464	9,025	167	240	48,799	125	35	3	
10400 - BUILDING PROGRAM	51.60	37,900	53,580	1,395	3,778			16,421		72	25,604	43	56		
11000 - TOURISM PARKS 1,2,3 CENT FUND	1.00														
11001 - TOURISM SPORTS 4 & 6 CENT FUND	6.50	759		6,003	6,119					12	3,361	7	3		
11200 - FIRE PROTECTION FUND	407.00	1,862,897	342,996	6,677	5,868	387,374	62,177	394	538	487	83,043	215	294		
11207 - FIRE PROTECT FUND-CASSELBERRY	38.50	171,163	18,930			45,539	11,189			30	1,132	16	33		
11400 - COURT SUPP TECH FEE (ARTV)	4.00														
11905 - COMMUNITY SVC BLOCK GRANT	1.00														
11908 - DISASTER PREPAREDNESS	1.50														
11920 - NEIGHBOR STABIL PROGRAM GRANT	0.50														
11926 - CITY OF SANFORD CDBG	1.00														
11930 - RESOURCE MANAGEMENT GRANTS	0.80														
12017 - SHIP AFFORDABLE HOUSING 16/17	0.50														
12302 - TEEN COURT					133										
12500 - EMERGENCY 911 FUND	4.50	558	338	3				19		11	1,035	3		1	
13100 - ECONOMIC DEVELOPMENT	2.50										1,958	5	2		
16000 - MSBU PROGRAM	4.00			2,978	250					6	1,566	5			
32100 - NATURAL LANDS/TRAILS	0.50														
40100 - WATER AND SEWER FUND	140.90	559,845	238,539	7,790	11,496	99,531		159,701	100	286	61,527	150	104	1	
40201 - SOLID WASTE FUND	75.10	1,247,680	960,570	7,293	2,783	77,686	12,787	114,459	73	70	16,180	37	2		
50100 - PROPERTY/CASUALTY INSURANCE FU	2.00	694	282	827	8			467		6	638	5	1		
50200 - WORKERS COMPENSATION FUND	2.00									2	236	1			
50300 - HEALTH INSURANCE FUND	3.05									1					
Grand Total	1,431.30	5,474,010	2,258,900	433,272	194,810	3,039,897	639,332	1,399,457	3,045	2,604	551,967	3,898	629	9	318,239

* Based on historical use analysis



SUMMARY OF NON-BASE BUDGETS

Non-Base Budgets

A non-recurring or one-time budget provided to a Department with a specific scope of work, which does not expire until completed. Non-Base Budgets are segregated in individual Business Units that are eligible to be carried forward at the end of each Fiscal Year.

Fleet

Includes any rolling stock equipment (vehicles, off- road equipment, trailers, emergency vehicles and apparatus) of a cost of \$5,000 or greater.

Equipment

Other equipment or technology with a cost of \$5,000 or greater.

Facilities

Projects including renovations and repairs to County facilities with a cost of \$5,000 or greater.

Project

A non-base activity that can be either an operating or capital project with an identifiable cost and scope of services.

FUND TYPE	FLEET		FACILITIES		Total
	VEHICLES	EQUIPMENT	PROJECTS	PROJECTS	
01 GENERAL FUNDS	93,000	314,000	-	3,093,427	3,500,427
02 REPLACEMENT FUNDS	1,890,923	-	231,900	262	2,123,085
04 TRANSPORTATION FUNDS	1,206,410	15,490	-	-	1,221,900
05 SALES TAX FUNDS	-	-	675,000	38,455,101	39,130,101
06 FIRE DISTRICT FUNDS	3,385,040	935,224	385,550	54,948	4,760,762
07 BUILDING FUNDS	117,705	-	-	208,067	325,772
08 TOURISM FUNDS	-	-	-	-	-
09 COURT RELATED FUNDS	-	-	-	75,000	75,000
11 GRANT FUNDS	-	-	-	-	-
13 SPECIAL REVENUE FUNDS	-	-	-	187,500	187,500
14 EMERGENCY 911 FUNDS	-	-	-	200,000	200,000
15 CRA FUNDS	-	-	-	-	-
16 MSBU FUNDS	-	-	-	-	-
18 CAPITAL FUNDS	-	-	-	248,420	248,420
19 WATER & SEWER FUNDS	1,601,238	1,935,546	114,500	24,781,122	28,432,406
20 SOLID WASTE FUNDS	1,056,865	-	-	2,209,157	3,266,022
22 INTERNAL SERVICE FUNDS	-	-	-	17,500	17,500
Total	9,351,181	3,200,260	1,406,950	69,530,504	83,488,896

PROJECTS INTRODUCTION

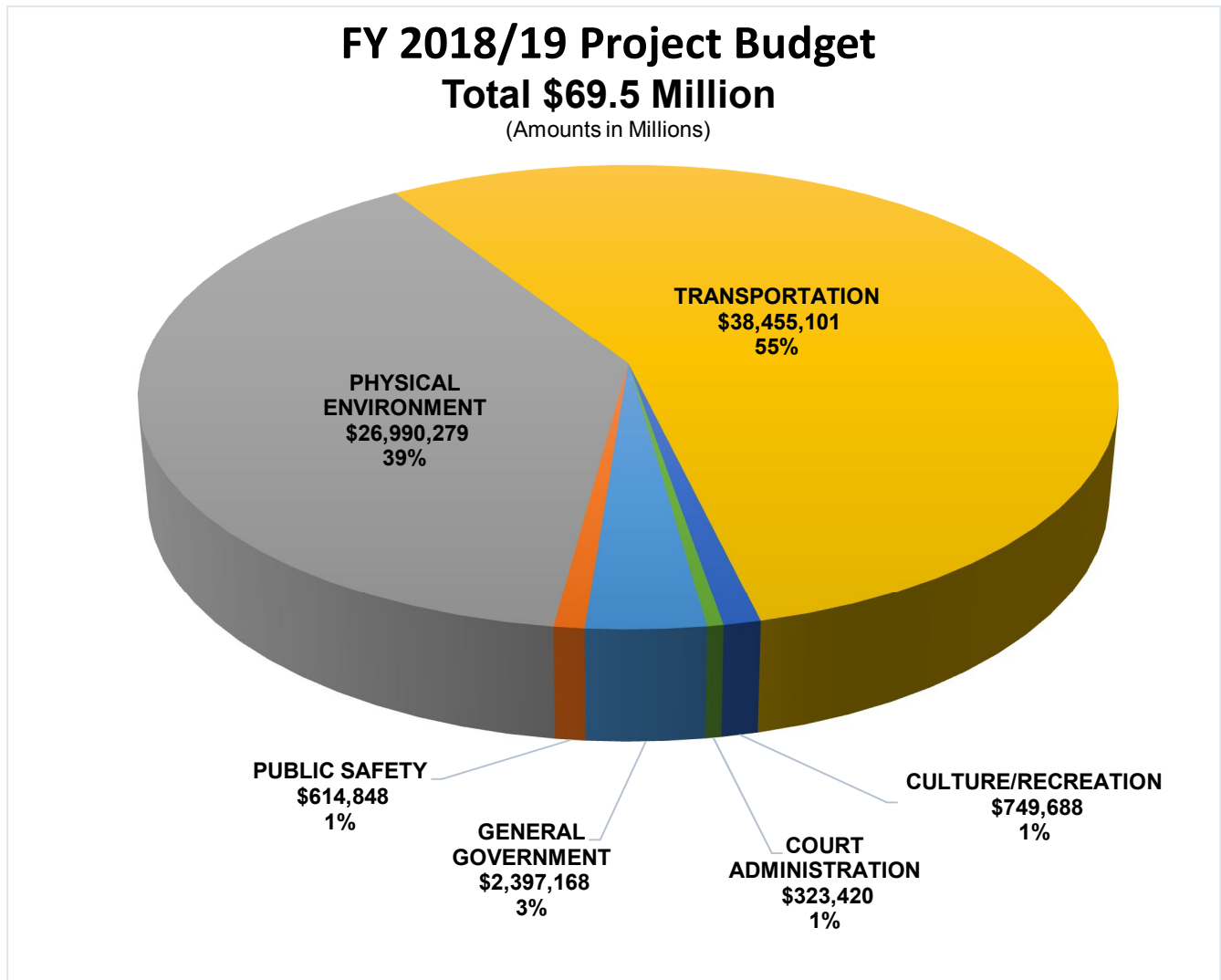
A project is a non-base cost center that can be either a reoccurring operating expense or a one-time project with an identifiable cost and scope of services. A capital project is an improvement which has a minimum cost of five thousand dollars (\$5,000) and a useful life of greater than one year and will include a scope of services, time frame for completion, a location, an estimated total expenditure, and proposed method of financing resulting in the creation, acquisition, or operation of a capital asset.

The project listings do not contain any previously established projects which will be funded in FY 2018/19 solely by a carryforward of available funds from FY 2017/18, nor any amendments made to project budgets after the budget was adopted.

By their nature, many projects tend to incur expenditures over a period of years. The unspent funding for these projects is carried forward from year to year. Other projects are funded by assigning additional funding to an existing project on a yearly basis until the project is completed.

The FY 2018/19 Adopted Budget contains \$69,530,504 in project funding (excluding Fleet, Equipment, Facilities Maintenance). In addition to this funding, unexpended funds from uncompleted projects in FY 2017/18 will be carried forward in December 2018.

The breakdown of projects by Function is represented by the following graphic:



SUMMARY OF MAJOR PROJECTS – OPERATING IMPACTS

The major projects contained within the FY 2018/19 Adopted Budget are the following:

EE Williamson Rd Trail Connection - \$1,700,000

This Public Works project includes the design and construction of a trail along EE Williamson Rd between the Seminole Wekiva Trail and Lake Emma Rd. This project is a part of Seminole County's extensive trails network ensuring safe pedestrian & bicycle access, connection to park sites, natural lands, schools, and mixed development centers. The project was identified in the voter approved One Cent Infrastructure Sales Tax reinstatement on May 20, 2014. Design is currently ongoing and construction is expected to begin in May 2019.

The amount included in the FY 2018/19 budget represents the funding needed for CEI and construction. Additional operations and maintenance costs are estimated at 2% of the construction costs or approximately \$34K a year.

Celery/Mellonville Trail - \$2,800,000

This Public Works project includes the design and construction of a trail from Sanford's Riverwalk to State Road 415. Currently, the Public Works Department is evaluating three different trail routes that have been discussed with the Board and the public. A decision has not been made yet on the specific route. Further Board discussions and/or Public Hearing will be scheduled. It is anticipated that Florida Department of Transportation will assist with construction of this trail. A future agreement is being determined. The project was identified in the voter approved One Cent Infrastructure Sales Tax reinstatement on May 20, 2014.

The amount included in the FY 2018/19 budget represents the funding need for construction with additional funds most likely coming from FDOT. Additional operations and maintenance costs are estimated at 2% of the construction costs or approximately \$56K a year.

Rinehart Rd Intersection Improvements - \$2,650,000

This Public Works project will construct additional intersection improvements including express turn lanes at the intersection of Rinehart Rd and CR 46A. The project was identified in the voter approved One Cent Infrastructure Sales Tax reinstatement on May 20, 2014.

The amount included in the FY 2018/19 budget represents the funding needed to make these improvements. Additional operations and maintenance costs are estimated at 3.7% of the construction costs or approximately \$98K a year.

SR 434 at Mitchell Hammock Road Intersection Improvements - \$1,900,000

This Public Works project consists of funding planning, development and environmental study (PD&E) for the addition of a right turn lane to westbound Mitchell Hammock Rd at SR 434. The project will be completed through an interlocal agreement with the City of Oviedo. The project was identified in the voter approved One Cent Infrastructure Sales Tax reinstatement on May 20, 2014.

The amount included in the FY 2018/19 budget represents funding needed for construction. This project will be managed by the local municipality. Additionally, there will be no increase for maintenance on the state road.

SUMMARY OF MAJOR PROJECTS – OPERATING IMPACTS

ATMS/ITS Program - \$3,375,000

This Public Works project will consist of upgrades to security, cabinets at traffic signals and Variable Message Sign (VMS) equipment at various locations in Seminole County.

The amount included in the FY 2018/19 budget represents funding needed for construction. Additional operations and maintenance costs are estimated at 3% of the construction costs or approximately \$100K a year.

Spring Hammock Preserve Enhancement - \$745,807

This Leisure Services project includes the replacement of the boardwalks to Lake Jesup and a historic cypress tree on site, new rain shelter, picnic pavilion replacement, and additional wayfinding from the Cross-Seminole Trail into the preserve. The project also includes the refurbishment of the parking area, fencing, updated signage, and refurbishment of stairs and footbridges.

The amount included in the FY 2018/19 budget represents funding needed for construction. Additional operations and maintenance costs are estimated at 3% of the construction costs or approximately \$22K a year.

Pump Station Upgrades - \$2,000,000

This Water & Sewer project (Wastewater Pump Station Upgrades family) consists of the design, permitting, and construction of annual pump station upgrades that include wet well rehabilitation, control panels, concrete pad repair, odor control, and generators as needed to achieve efficient maintenance costs, maintain mechanical integrity and extend the useful life of existing stations. Other repairs may be required and are determined by a condition assessment. The project was initiated October 2013, and is estimated to be completed September 2019.

Operating and maintenance impacts are expected to be under \$100K.

Yankee Lake Wastewater Regional Facility - \$2,695,000

Water and Sewer currently has two projects budgeted in FY 2018/19 to address Yankee Lake Wastewater Regional Facility. The first project will include the replacement of return activated sludge pumps, jokey blowers, and air diffusers that have reached the end of their service life (\$1,045,000 budgeted). The second project will purchase property adjacent to Yankee Lake for future facility uses.

There are no additional operating or maintenance costs since this is the replacement of existing equipment at this facility.

Oxford Rd Improvements SR17-92 to SR 436 - \$1,500,000

Utility relocations required to accommodate public works project to improve Oxford Rd and to accommodate growth projected in the vicinity of the County's service area. This project includes design for relocation of potable water and wastewater infrastructure to avoid conflicts with planned improvements to Oxford Road such as pavement widening and drainage infrastructure. Larger pipes will be installed, where appropriate, to increase capacity in support of upcoming developments proposed in recent future land use

SUMMARY OF MAJOR PROJECTS – OPERATING IMPACTS

amendments. The project area is along Oxford Road from SR 436 to Fern Park Boulevard, as well as an extension of Fern Park Boulevard.

The amount included in the FY 2018/19 budget represents the funding needed to make these improvements. Additional operating and maintenance costs are estimated at 3% or approximately \$45K a year.

Orange Blvd Utilities Improvements - \$3,300,000

In conjunction with planned road and drainage improvements along Orange Boulevard, existing water and wastewater mains will need to be relocated to avoid conflicts. This project will also include an extension of the force main to loop the wastewater transmission system and improve system hydraulics, as well as extension and looping of reclaimed main to expand the County's reclaimed water network. Operating and maintenance costs of this extension will be offset with increased system capacity.

The amount included in the FY 2018/19 budget represents the funding needed to make these improvements. Additional operating and maintenance costs are estimated at 3% or approximately \$99K a year.

Apple Valley Distribution Improvements - \$1,770,000

This project will replace undersized distribution piping in the Apple Valley potable water service area. Acquired from a private utility over 10 years ago, the distribution system does not meet current service standards. While replacing the aging infrastructure, the system will be reviewed to ensure compliance with current standards regarding flows, pressures and hydrant locations.

The amount included in the FY 2018/19 budget represents the funding needed to make these improvements. Additional operating and maintenance costs are estimated at 3% or approximately \$53K a year.

Future Operating Impacts

In general, the cost of maintaining a transportation project ranges from 2% (for pedestrian structures) to 3.7% (for roadways) of the total construction cost, per year. However, in the case of expansions of State Roads, the County is not responsible for the maintenance of the roadway. As such, there is no operating impact for additional lanes added to such a roadway. Other projects' operating impact may vary considerably.

COUNTYWIDE PROJECTS BY FUND

FUND TYPE - PROGRAM	BUSINESS UNIT NAME	FY19 ADOPTED BUDGET
01 GENERAL FUNDS		
01 COUNTY MANAGER	00243113 LAND ACQUISITION (ONGOING)	150,000
01 COUNTY MANAGER	01901012 ECONOMIC/CAPITAL STABILIZATION	1,200,000
01 HUMAN RESOURCES	01901010 COMPENSATION STUDY	80,000
01 TELECOMMUNICATIONS	00132902 Critical Infrastructure	160,000
02 CLERK OF THE COURT	00230000 CLERK COURT COVERAGE PAYROLL	30,000
04 GREENWAYS & NATURAL LANDS	01904006 ROLLING HILLS	200,000
04 PARKS & RECREATION	01904008 RED BUG LAKE PARK FISHING PIER	52,500
04 PARKS & RECREATION	01904009 SANLANDO - PERIMETER FENCES	9,688
04 PARKS & RECREATION	01904012 PLAYGROUND-SYLVAN LK SANLANDO	300,000
07 FACILITIES	01907089 HMGP-MATT-PW RETROFIT MATCH	37,500
14 ENTERPRISE SOFTWARE DEVELOP	01901401 UPDATE ACCESS TO MS SQL	25,000
14 ENTERPRISE SOFTWARE DEVELOP	01901402 CONVERT LEGACY INTRANET APPS	30,000
14 ENTERPRISE SOFTWARE DEVELOP	01901403 CONVERT CRYSTAL TO SSRS	15,000
14 ENTERPRISE SOFTWARE DEVELOP	01901404 UPDATE DTS TO SSIS	10,000
14 ENTERPRISE SOFTWARE DEVELOP	01901405 CONVERT NON-SECURE IFRAMES	35,000
14 ENTERPRISE SOFTWARE DEVELOP	01901406 UPDATE SSIS TO 2017	25,000
14 ENTERPRISE SOFTWARE DEVELOP	01901407 UPDATE SSRS TO 2017	15,000
14 ENTERPRISE SOFTWARE DEVELOP	01901408 UPDATE VISUAL STUDIO TO 2017	55,000
14 TELEPHONE SUPPORT & MAINT	00007109 TELEPHONE REFRESH GENERAL GOV	663,739
01 GENERAL FUNDS Total		3,093,427

02 REPLACEMENT FUNDS		
14 WORKSTATION SUPPORT & MAINT	00006651 TECHNOLOGY REPLACEMENT	262
02 REPLACEMENT FUNDS Total		262

05 SALES TAX FUNDS		
07 CAPITAL PROJECTS DELIVERY	00008703 SEMINOLA BLVD AT WINDER PARK D	220,000
07 CAPITAL PROJECTS DELIVERY	00192022 CR 419 @ LOCKWOOD BLVD INTERSE	200,000
07 CAPITAL PROJECTS DELIVERY	00285003 USGS MONITORING PROGRAM TMDL	64,640
07 CAPITAL PROJECTS DELIVERY	01785146 Slavia Rd Capacity Impr	200,000
07 CAPITAL PROJECTS DELIVERY	01785149 SunRail Bike & Ped Impr Alt Sp	500,000
07 CAPITAL PROJECTS DELIVERY	01785165 Mast Arm Refurbishments	200,000
07 CAPITAL PROJECTS DELIVERY	01785169 New Cabinets/Upgrades	300,000
07 CAPITAL PROJECTS DELIVERY	01785176 Resurfacing - Arterial Roads	340,000
07 CAPITAL PROJECTS DELIVERY	01785191 Markham Woods Rd	470,000
07 CAPITAL PROJECTS DELIVERY	01785209 Howell Branch Rd	1,100,000
07 CAPITAL PROJECTS DELIVERY	01785211 Palm Springs Dr	300,000
07 CAPITAL PROJECTS DELIVERY	01785213 Markham Wood Rd	490,000
07 CAPITAL PROJECTS DELIVERY	01785216 Resurfacing - Local Roads	3,400,000
07 CAPITAL PROJECTS DELIVERY	01785222 Pavement Mgmt Testing & Insp	250,000
07 CAPITAL PROJECTS DELIVERY	01785224 Asset Management Insp & Inv	250,000
07 CAPITAL PROJECTS DELIVERY	01785234 Subdivision Retrofit	1,250,000
07 CAPITAL PROJECTS DELIVERY	01785240 Pipe Lining & Related Insp	1,750,000
07 CAPITAL PROJECTS DELIVERY	01785244 W Airport Blvd Sidewalk	367,500
07 CAPITAL PROJECTS DELIVERY	01785245 W Airport Blvd Sidewalk	192,000
07 CAPITAL PROJECTS DELIVERY	01785252 Plumosa Ave	260,000
07 CAPITAL PROJECTS DELIVERY	01785253 Dockside St	12,500
07 CAPITAL PROJECTS DELIVERY	01785256 Carrigan Ave	10,000
07 CAPITAL PROJECTS DELIVERY	01785259 Sanlando Estates Sidewalk	40,000

COUNTYWIDE PROJECTS BY FUND

FUND TYPE - PROGRAM	BUSINESS UNIT NAME	FY19 ADOPTED BUDGET
07 CAPITAL PROJECTS DELIVERY	01785260 Goldie Manor Area Sidewalks	72,000
07 CAPITAL PROJECTS DELIVERY	01785276 E Altamonte Area Sidewalks	425,000
07 CAPITAL PROJECTS DELIVERY	01785277 Seminole Dr	467,400
07 CAPITAL PROJECTS DELIVERY	01785278 Carlton St	30,000
07 CAPITAL PROJECTS DELIVERY	01785279 W McCulloch Rd	38,000
07 CAPITAL PROJECTS DELIVERY	01785297 Minor Projects > \$50,000	150,000
07 CAPITAL PROJECTS DELIVERY	01785298 Lake Howell High School Ent	100,000
07 CAPITAL PROJECTS DELIVERY	01785300 Red Bug Lake Rd Turn Extension	200,000
07 CAPITAL PROJECTS DELIVERY	01785303 Orange Blvd (CR431) Safety Pro	1,000,000
07 CAPITAL PROJECTS DELIVERY	01785310 Miscellaneous Traffic Studies	350,000
07 CAPITAL PROJECTS DELIVERY	01785313 LED Street Sign Upgrade	150,000
07 CAPITAL PROJECTS DELIVERY	01785316 EE Williamson Rd Trail Connect	700,000
07 CAPITAL PROJECTS DELIVERY	01785344 MAST ARM REBUILDS	450,000
07 CAPITAL PROJECTS DELIVERY	01785346 STRIPING	100,000
07 CAPITAL PROJECTS DELIVERY	01785410 CR 427 (RONALD REAGAN BLVD)	700,000
07 CAPITAL PROJECTS DELIVERY	01785444 ADA REPLACEMENT PAVMT MGMT	400,000
07 CAPITAL PROJECTS DELIVERY	01785447 ANNUAL BRIDGE REPAIR - MINOR	75,000
07 CAPITAL PROJECTS DELIVERY	01785448 ANNUAL BRIDGE REPAIR - MAJOR	50,000
07 CAPITAL PROJECTS DELIVERY	01785467 SR 436 @ CASSELTON	300,000
07 CAPITAL PROJECTS DELIVERY	01785474 MISCELLANEOUS TRAIL PROJECTS	25,000
07 CAPITAL PROJECTS DELIVERY	01785478 SIDEWALK REPLACEMENT - ROADS	400,000
07 CAPITAL PROJECTS DELIVERY	01785479 SIDEWALK REPLACEMENT - SW	400,000
07 CAPITAL PROJECTS DELIVERY	01785486 GEC - PROJECT MANAGEMENT	500,000
07 CAPITAL PROJECTS DELIVERY	01785489 ENGINEERING CAPITALIZATION	4,260,061
07 CAPITAL PROJECTS DELIVERY	01785562 BRIDGE INSPECTION	70,000
07 CAPITAL PROJECTS DELIVERY	01785571 SCHOOL FLASHER UPGRADES 10 LOC	100,000
07 CAPITAL PROJECTS DELIVERY	01785718 CURRYVILLE - IRMA	1,320,000
07 CAPITAL PROJECTS DELIVERY	01907032 SR 436 SIGNAL ADAPTIVE(10 SIG)	375,000
07 CAPITAL PROJECTS DELIVERY	01907038 US 17-92 FIBER UPGRADE	300,000
07 CAPITAL PROJECTS DELIVERY	01907046 NETWORK CORE ROUTERS/-UPGRADE	200,000
07 CAPITAL PROJECTS DELIVERY	01907047 CONNECTED VEHICLE/ICM EQUIPMEN	100,000
07 CAPITAL PROJECTS DELIVERY	01907049 VIDEO DECODING WORKSTATIONS/SE	200,000
07 CAPITAL PROJECTS DELIVERY	01907050 SR 436 @ HOWELL BRANCH-MAST AR	500,000
07 CAPITAL PROJECTS DELIVERY	01907052 RED BUG LAKE RD @ SR 417 (EAST	400,000
07 CAPITAL PROJECTS DELIVERY	01907058 LAKE MILLS RD @ CR 419	345,000
07 CAPITAL PROJECTS DELIVERY	01907059 E AIRPORT BLVD @ FS32	250,000
07 CAPITAL PROJECTS DELIVERY	01907060 MAGNOLIA ST SIDEWALKS	12,000
07 CAPITAL PROJECTS DELIVERY	01907061 AZALEA LN SIDEWALKS	10,000
07 CAPITAL PROJECTS DELIVERY	01907062 E. CITRUS ST SIDEWALKS	25,000
07 CAPITAL PROJECTS DELIVERY	01907065 GARDEN LAKE ESTATES SUB	200,000
07 CAPITAL PROJECTS DELIVERY	01907066 SPRING VALLET FARMS OUTFALL #3	150,000
07 CAPITAL PROJECTS DELIVERY	01907068 MULLET LAKE PARK DRAINAGE	300,000
07 CAPITAL PROJECTS DELIVERY	01907076 LK TONY OUTFALL REPLACEMENT	600,000
07 CAPITAL PROJECTS DELIVERY	01907080 LAKE HARNEY BASIN STUDY	100,000
07 CAPITAL PROJECTS DELIVERY	01907084 NORTH ST CORRIDOR STUDY	150,000
07 CAPITAL PROJECTS DELIVERY	01907085 WOODLAND ELEMENTARY TURN LANE	168,000
07 CAPITAL PROJECTS DELIVERY	01907086 FIBER OPTIC PULL BOX	100,000
07 CAPITAL PROJECTS DELIVERY	01907094 LAKE EMMA RD @ I4 INTERSECT	7,700,000
07 CAPITAL PROJECTS DELIVERY	01907095 OLD LOCKWOOD SCHOOL SIDEWALKS	197,000
07 CAPITAL PROJECTS DELIVERY	01907096 BMAP PROJECT ANALYSIS	50,000
07 CAPITAL PROJECTS DELIVERY	01907112 LAKE MILLS RD @ CR 419 -11560	24,000

COUNTYWIDE PROJECTS BY FUND

FUND TYPE - PROGRAM	BUSINESS UNIT NAME	FY19 ADOPTED BUDGET
07 CAPITAL PROJECTS DELIVERY	99999906 Project Management (GEC)	1,000,000
05 SALES TAX FUNDS Total		38,455,101
06 FIRE DISTRICT FUNDS		
05 EMS/FIRE/RESCUE	01907137 FIREFIGHTING WATER SUPPLY	13,619
14 TELEPHONE SUPPORT & MAINT	00007110 TELEPHONE REFRESH FIRE	41,329
06 FIRE DISTRICT FUNDS Total		54,948
07 BUILDING FUNDS		
11 BUILDING	01911011 EASY PERMITS/AVOLVE OAS	117,400
11 BUILDING	01911012 PROJECT FLOW UPGRADE	82,500
14 TELEPHONE SUPPORT & MAINT	00007128 TELEPHONE REFRESH BUILDING	8,167
07 BUILDING FUNDS Total		208,067
09 COURT RELATED FUNDS		
03 ARTICLE V COURT TECHNOLOGY	01903001 CRIMINAL COURT A/V UPDATE	75,000
09 COURT RELATED FUNDS Total		75,000
13 SPECIAL REVENUE FUNDS		
04 GREENWAYS & NATURAL LANDS	00234793 WAYSIDE PARK-BOATER IMPROVEMEN	187,500
13 SPECIAL REVENUE FUNDS Total		187,500
14 EMERGENCY 911 FUNDS		
05 EMERGENCY COMMUNICATIONS	00007132 CAD PROJECT - 12500	200,000
14 EMERGENCY 911 FUNDS Total		200,000
18 CAPITAL FUNDS		
07 FACILITIES	00045205 COURTHOUSE RENOVATIONS	248,420
18 CAPITAL FUNDS Total		248,420
19 WATER & SEWER FUNDS		
08 UTILITIES ENGINEERING PROGR	00021716 OVERSIZING & EXTENSION-SANITAR	50,000
08 UTILITIES ENGINEERING PROGR	00021717 OVERSIZING & EXTENSIONS-POTABL	50,000
08 UTILITIES ENGINEERING PROGR	00024814 SYSTEM WIDE DATA COLLECTION/MG	75,000
08 UTILITIES ENGINEERING PROGR	00040302 CAPITALIZED LABOR PROJECT	580,000
08 UTILITIES ENGINEERING PROGR	00040306 CAPITALIZED LABOR PROJECT	70,000
08 UTILITIES ENGINEERING PROGR	00064574 GALVANIZED PIPE REPLACEMENT PR	200,000
08 UTILITIES ENGINEERING PROGR	00064575 NORTHEAST-NORTHWEST POTABLE WA	250,000
08 UTILITIES ENGINEERING PROGR	00064576 SOUTHWEST SERVICE AREA PIPELIN	500,000
08 UTILITIES ENGINEERING PROGR	00064580 MEREDITH MANOR DISTRIBUTION PI	234,000
08 UTILITIES ENGINEERING PROGR	00064582 APPLE VALLEY DISTRIBUTION IMPR	1,770,000
08 UTILITIES ENGINEERING PROGR	00064583 WATER DISTRIBUTION SYSTEM COND	160,000
08 UTILITIES ENGINEERING PROGR	00064587 BLACK HAMM DISTRI PIPE REPLACE	150,000
08 UTILITIES ENGINEERING PROGR	00064588 NW-W1&2 PIPELINE IMPROVEMENT	100,000
08 UTILITIES ENGINEERING PROGR	00064590 WATER DISTRIBUT SYSTEM REHAB	1,120,000
08 UTILITIES ENGINEERING PROGR	00065234 WEKIVA PARKWAY UTILITY RELOCAT	1,000,000
08 UTILITIES ENGINEERING PROGR	00065236 MINOR ROADS UTILITY UPGRADES-P	150,000
08 UTILITIES ENGINEERING PROGR	00065237 MINOR ROADS UTILITY UPGRADES-S	150,000
08 UTILITIES ENGINEERING PROGR	00065239 OXFORD ROAD IMPROVEMENTS - 17-	1,500,000

COUNTYWIDE PROJECTS BY FUND

FUND TYPE - PROGRAM	BUSINESS UNIT NAME	FY19 ADOPTED BUDGET
08 UTILITIES ENGINEERING PROGR	00065284 ORANGE BLVD FORCE MAIN EXT	3,300,000
08 UTILITIES ENGINEERING PROGR	00065285 COUNTRY CLUB HEIGHT GRAV MAIN	1,500,000
08 UTILITIES ENGINEERING PROGR	00082924 PUMP STATION UPGRADES	1,750,000
08 UTILITIES ENGINEERING PROGR	00083116 FORCE MAIN & AIR RELEASE VALVE	350,000
08 UTILITIES ENGINEERING PROGR	00083117 GRAVITY SEWER & MANHOLE CONDIT	250,000
08 UTILITIES ENGINEERING PROGR	00083120 CR 427 FORCE MAIN REHAB	3,000,000
08 UTILITIES ENGINEERING PROGR	00178313 COUNTRY CLUB WATER TREATMENT P	300,000
08 UTILITIES ENGINEERING PROGR	00195209 YLK WRF REHAB/REPLACEMENT	1,200,000
08 UTILITIES ENGINEERING PROGR	00201522 POTABLE WELL IMPROVEMENTS	75,000
08 UTILITIES ENGINEERING PROGR	00216426 IRON BRIDGE AGREEMENT	2,750,000
08 UTILITIES ENGINEERING PROGR	00227416 GREENWOOD LAKES WATER RECLAIME	1,200,000
08 UTILITIES ENGINEERING PROGR	00243506 LYNWOOD WTF REHAB/REPLACE	100,000
08 UTILITIES ENGINEERING PROGR	00283004 SSNOCWTA INFILTRATION & INFLO	200,000
08 UTILITIES ENGINEERING PROGR	00283006 SCADA AND SECURITY SYSTEMS IMP	325,000
08 UTILITIES ENGINEERING PROGR	00283008 TUSKAWILLA FORCE MAIN	185,000
08 WATER OPERATIONS	00006607 UNIDIRECTIONAL FLUSHING PROGRA	150,000
14 TELEPHONE SUPPORT & MAINT	00007111 TELEPHONE REFRESH WATER SEWER	37,122
19 WATER & SEWER FUNDS Total		24,781,122
20 SOLID WASTE FUNDS		
09 LANDFILL OPERATIONS PROGRAM	00281205 LANDFILL RD & CITIZEN UPGRADE	1,500,000
09 SW-COMPLIANCE & PROGRAM MAN	00201902 TIPPING FLOOR RESURFACING	150,000
09 SW-COMPLIANCE & PROGRAM MAN	00244604 LANDFILL GAS SYSTEM EXPANSION	300,000
09 TRANSFER STATION	00244515 CTS SCALE AUTOMATION UPGRADE	250,000
14 TELEPHONE SUPPORT & MAINT	00007112 TELEPHONE REFRESH SOLID WASTE	9,157
20 SOLID WASTE FUNDS Total		2,209,157
22 INTERNAL SERVICE FUNDS		
01 BENEFITS	00006600 WELLNESS CENTER EQUIPMENT	17,500
22 INTERNAL SERVICE FUNDS Total		17,500
 Grand Total		 69,530,504

5 YEAR CIP BY ELEMENT - SUMMARY

ELEMENT	FY19 BUDGET	FY20 BUDGET	FY21 BUDGET	FY22 BUDGET	FY23 BUDGET	TOTAL BUDGET
DRAINAGE	4,414,640	2,520,000	2,250,000	2,250,000		11,434,640
GENERAL GOVERNMENT	3,600,872	380,000	9,554,509	1,600,000	650,000	15,785,381
MASS TRANSIT	-					-
POTABLE WATER	8,494,000	13,815,000	3,240,000	5,590,000	5,425,000	36,564,000
RECREATION / OPEN SPACE	1,440,000					1,440,000
SANITARY SEWER	15,525,000	5,800,000	7,490,000	4,625,000	4,725,000	38,165,000
SOLID WASTE	700,000	965,000	905,750	3,147,288	614,652	6,332,690
TRANSPORTATION	29,889,961	25,815,000	9,005,000	8,945,000		73,654,961
Grand Total	64,064,473	49,295,000	32,445,259	26,157,288	11,414,652	183,376,672

EXCLUDES \$5,466,031 in Non-CIE projects

5 YEAR CIP BY ELEMENT - PROJECT

ELEMENT	FY19 BUDGET	FY20 BUDGET	FY21 BUDGET	FY22 BUDGET	FY23 BUDGET	TOTAL BUDGET	ANNUAL OP IMPACT
DRAINAGE							
00285003 USGS MONITORING PROGRAM TMDL	64,640					64,640	2,004
01785234 Subdivision Retrofit	1,250,000	500,000	500,000	500,000		2,750,000	85,250
01785240 Pipe Lining & Related Insp	1,750,000	1,750,000	1,750,000	1,750,000		7,000,000	217,000
01907065 GARDEN LAKE ESTATES SUB	200,000					200,000	6,200
01907066 SPRING VALLET FARMS OUTFALL #3	150,000	200,000				350,000	10,850
01907068 MULLET LAKE PARK DRAINAGE	300,000					300,000	9,300
01907076 LK TONY OUTFALL REPLACEMENT	600,000					600,000	18,600
01907080 LAKE HARNEY BASIN STUDY	100,000	70,000				170,000	5,270
DRAINAGE Total	4,414,640	2,520,000	2,250,000	2,250,000		11,434,640	354,474
GENERAL GOVERNMENT							
00006651 TECHNOLOGY REPLACEMENT	262					262	8
00007109 TELEPHONE REFRESH GENERAL GOV	663,739					663,739	20,576
00007110 TELEPHONE REFRESH FIRE	41,329					41,329	1,281
00007111 TELEPHONE REFRESH WATER SEWER	37,122					37,122	1,151
00007132 CAD PROJECT - 12500	200,000					200,000	6,200
00045205 COURTHOUSE RENOVATIONS	248,420					248,420	7,701
00132902 Critical Infrastructure	160,000					160,000	4,960
00225002 Fire Station 39		180,000	6,278,476	1,400,000	150,000	8,008,476	248,263
00243113 LAND ACQUISITION (ONGOING)	150,000					150,000	4,650
00258002 Fire Station 28 - Winter Springs					500,000	500,000	15,500
00281205 LANDFILL RD & CITIZEN UPGRADE	1,500,000					1,500,000	46,500
01785404 WINTER SPRINGS FIRE IMPACT FEE	-		3,076,033			3,076,033	95,357
01907038 US 17-92 FIBER UPGRADE	300,000					300,000	9,300
01907046 NETWORK CORE ROUTERS/-UPGRADE	200,000	100,000	100,000	100,000		500,000	15,500
01907086 FIBER OPTIC PULL BOX	100,000	100,000	100,000	100,000		400,000	12,400
GENERAL GOVERNMENT Total	3,600,872	380,000	9,554,509	1,600,000	650,000	15,785,381	489,347
POTABLE WATER							
00006607 UNIDIRECTIONAL FLUSHING PROGRA	150,000					150,000	4,650
00021717 OVERSIZING & EXTENSIONS-POTABL	50,000	50,000	50,000	50,000	50,000	250,000	7,750
00056606 LAKE MONROE WATER TREATMENT DE	-	-	445,000	-	-	445,000	13,795
00064527 BEAR LAKE WATER MAIN LOOP	-	-	-	-	250,000	250,000	7,750
00064551 NORTHEAST DISTRIBUTION PIPE REPLACEMENT	-	900,000	-	-	-	900,000	27,900
00064573 LAKE MONROE SYSTEM PRESSURE MO	-	-	100,000	-	-	100,000	3,100
00064574 GALVANIZED PIPE REPLACEMENT PR	200,000	2,000,000	-	-	-	2,200,000	68,200
00064575 NORTHEAST-NORTHWEST POTABLE WA	250,000	3,000,000	-	-	-	3,250,000	100,750
00064576 SOUTHWEST SERVICE AREA PIPELIN	500,000	400,000	-	-	-	900,000	27,900
00064580 MEREDITH MANOR DISTRIBUTION PI	234,000	-	-	-	-	234,000	7,254
00064582 APPLE VALLEY DISTRIBUTION IMPR	1,770,000	-	-	-	-	1,770,000	54,870
00064583 WATER DISTRIBUTION SYSTEM COND	160,000	160,000	-	-	-	320,000	9,920
00064587 BLACK HAMM DISTRI PIPE REPLACE	150,000	800,000	-	-	-	950,000	29,450
00064588 NW-W1&2 PIPELINE IMPROVEMENT	100,000	400,000	-	-	-	500,000	15,500
00064590 WATER DISTRIBUT SYSTEM REHAB	1,120,000	1,400,000	1,520,000	4,040,000	4,400,000	12,480,000	386,880
00065234 WEKIVA PARKWAY UTILITY RELOCAT	1,000,000	-	-	-	-	1,000,000	31,000
00065236 MINOR ROADS UTILITY UPGRADES-P	150,000	150,000	150,000	150,000	150,000	750,000	23,250
00065237 MINOR ROADS UTILITY UPGRADES-S	150,000	150,000	150,000	150,000	150,000	750,000	23,250
00065239 OXFORD ROAD IMPROVEMENTS - 17-	1,500,000	-	-	-	-	1,500,000	46,500
00083116 FORCE MAIN & AIR RELEASE VALVE	350,000	350,000	350,000	350,000	350,000	1,750,000	54,250
00178303 GWL WTP DECOMMISSIONING	-	670,000	-	-	-	670,000	20,770
00178313 COUNTRY CLUB WATER TREATMENT P	300,000	-	400,000	-	-	700,000	21,700
00201522 POTABLE WELL IMPROVEMENTS	75,000	75,000	75,000	75,000	75,000	375,000	11,625
00203213 LAKE HAYES WTP PARTIAL DECOMMISSIONING	-	500,000	-	-	-	500,000	15,500
00203302 LAKE HARRIET WTP DEMOLITION	-	380,000	-	-	-	380,000	11,780
00203305 LAKE BRANTLEY WTP DEMOLITION	-	380,000	-	-	-	380,000	11,780
00203317 APPLE VALLEY WATER TREATMENT P	-	370,000	-	-	-	370,000	11,470
00216704 HEATHROW WTP PARTIAL DECOMMISSIONING	-	880,000	-	-	-	880,000	27,280
00216732 MARKHAM WTP REHAB AND REP	-	300,000	-	575,000	-	875,000	27,125
00243506 LYNWOOD WTF REHAB/REPLACE	100,000	-	-	200,000	-	300,000	9,300
00283008 TUSKAWILLA FORCE MAIN	185,000	500,000	-	-	-	685,000	21,235
POTABLE WATER Total	8,494,000	13,815,000	3,240,000	5,590,000	5,425,000	36,564,000	1,133,484
RECREATION / OPEN SPACE							
00234793 WAYSIDE PARK-BOATER IMPROVEMEN	187,500					187,500	5,813
01785316 EE Williamson Rd Trail Connect	700,000					700,000	21,700
01904006 ROLLING HILLS	200,000					200,000	6,200
01904008 RED BUG LAKE PARK FISHING PIER	52,500					52,500	1,628
01904012 PLAYGROUND-SYLVAN LK SANLANDO	300,000					300,000	9,300
RECREATION / OPEN SPACE Total	1,440,000					1,440,000	44,640
SANITARY SEWER							
00021716 OVERSIZING & EXTENSION-SANITAR	50,000	50,000	50,000	50,000	50,000	250,000	7,750

5 YEAR CIP BY ELEMENT - PROJECT

ELEMENT	FY19	FY20	FY21	FY22	FY23	TOTAL	ANNUAL
	BUDGET	BUDGET	BUDGET	BUDGET	BUDGET	BUDGET	OP IMPACT
00065284 ORANGE BLVD FORCE MAIN EXT	3,300,000	-	-	-	-	3,300,000	102,300
00065285 COUNTRY CLUB HEIGHT GRAV MAIN	1,500,000	-	-	-	-	1,500,000	46,500
00065288 BEYOND ULTIMATE I4 RELOCATIONS -	-	-	-	-	100,000	100,000	3,100
00065289 GAC BACKWASH RELOCATIONS	-	200,000	-	-	-	200,000	6,200
00082924 PUMP STATION UPGRADES	1,750,000	1,750,000	1,750,000	1,750,000	1,750,000	8,750,000	271,250
00083117 GRAVITY SEWER & MANHOLE CONDIT	250,000	250,000	250,000	250,000	250,000	1,250,000	38,750
00083120 CR 427 FORCE MAIN REHAB	3,000,000	-	-	-	-	3,000,000	93,000
00181605 YANKEE LAKE SWTF REHAB/REPLACE	-	-	1,300,000	-	-	1,300,000	40,300
00195209 YLK WRF REHAB/REPLACEMENT	1,200,000	-	-	-	-	1,200,000	37,200
00216426 IRON BRIDGE AGREEMENT	2,750,000	1,500,000	150,000	150,000	150,000	4,700,000	145,700
00216733 ORANGE BLVD RECLAIM MAIN EXTENSION	-	1,000,000	-	-	-	1,000,000	31,000
00223001 RESIDENTIAL RECLAIM RETROFIT PH IV	-	-	2,000,000	-	-	2,000,000	62,000
00223201 RESIDENTIAL RECLAIM RETROFIT PH V	-	-	-	2,100,000	2,100,000	4,200,000	130,200
00223209 LONG POND RD RECLAIMED LOOP	-	375,000	-	-	-	375,000	11,625
00227413 GREENWOOD LAKES RAPID INFILTRA	-	100,000	-	-	-	100,000	3,100
00227416 GREENWOOD LAKES WATER RECLAIM	1,200,000	-	1,665,000	-	-	2,865,000	88,815
00283004 SSNOCWTA INFILTRATION & INFLO	200,000	-	-	-	-	200,000	6,200
00283005 NW-RW-2 SYSTEM WIDE OPER EFFIC	-	250,000	-	-	-	250,000	7,750
00283006 SCADA AND SECURITY SYSTEMS IMP	325,000	325,000	325,000	325,000	325,000	1,625,000	50,375
SANITARY SEWER Total	15,525,000	5,800,000	7,490,000	4,625,000	4,725,000	38,165,000	1,183,115
SOLID WASTE							
00160802 LANDFILL ROADWAYS REPAIRS	-	250,000	-	-	-	250,000	7,750
00201902 TIPPING FLOOR RESURFACING	150,000	150,000	175,000	1,850,000	175,000	2,500,000	77,500
00244515 CTS SCALE AUTOMATION UPGRADE	250,000	-	-	-	-	250,000	7,750
00244517 TRANSFER STATION REFURBISHMENT	-	-	100,000	-	-	100,000	3,100
00244520 LANDFILL LEACHATE TANKS	-	250,000	-	-	-	250,000	7,750
00244522 LANDFILL PUMP STATION REPLACEM	-	-	-	-	75,000	75,000	2,325
00244604 LANDFILL GAS SYSTEM EXPANSION	300,000	315,000	330,750	347,288	364,652	1,657,690	51,388
00281203 LANDFILL STAGING AREA REPAVING	-	-	-	500,000	-	500,000	15,500
00281204 GENERAL LANDFILL REFURBISHMENT	-	-	300,000	450,000	-	750,000	23,250
SOLID WASTE Total	700,000	965,000	905,750	3,147,288	614,652	6,332,690	196,313
TRANSPORTATION							
00008703 SEMINOLA BLVD AT WINDER PARK D	220,000	-	-	-	-	220,000	6,820
00192022 CR 419 @ LOCKWOOD BLVD INTERSE	200,000	-	-	-	-	200,000	6,200
01785134 LAKE MARY BLVD INTER 4 LOCATIO	-	1,790,000	-	-	-	1,790,000	55,490
01785139 SR 436 Multimodal Imp-Altamont	-	4,000,000	-	-	-	4,000,000	124,000
01785146 Slavia Rd Capacity Impr	200,000	9,500,000	-	-	-	9,700,000	300,700
01785149 SunRail Bike & Ped Impr Alt Sp	500,000	500,000	-	-	-	1,000,000	31,000
01785165 Mast Arm Refurbishments	200,000	200,000	200,000	200,000	-	800,000	24,800
01785167 ATMS / ITMS Program (PARENT)	-	1,100,000	-	-	-	1,100,000	34,100
01785176 Resurfacing - Arterial Roads	340,000	2,480,000	3,400,000	3,400,000	-	9,620,000	298,220
01785191 Markham Woods Rd	470,000	-	-	-	-	470,000	14,570
01785209 Howell Branch Rd	1,100,000	-	-	-	-	1,100,000	34,100
01785211 Palm Springs Dr	300,000	-	-	-	-	300,000	9,300
01785213 Markham Wood Rd	490,000	-	-	-	-	490,000	15,190
01785216 Resurfacing - Local Roads	3,400,000	3,400,000	3,400,000	3,400,000	-	13,600,000	421,600
01785222 Pavement Mgmt Testing & Insp	250,000	250,000	250,000	250,000	-	1,000,000	31,000
01785224 Asset Management Insp & Inv	250,000	250,000	250,000	250,000	-	1,000,000	31,000
01785233 Subdivision Rehabilitation	-	125,000	-	-	-	125,000	3,875
01785244 W Airport Blvd Sidewalk	367,500	-	-	-	-	367,500	11,393
01785245 W Airport Blvd Sidewalk	192,000	-	-	-	-	192,000	5,952
01785276 E Altamonte Area Sidewalks	425,000	-	-	-	-	425,000	13,175
01785277 Seminole Dr	467,400	-	-	-	-	467,400	14,489
01785297 Minor Projects > \$50,000	150,000	150,000	150,000	150,000	-	600,000	18,600
01785298 Lake Howell High School Ent	100,000	-	-	-	-	100,000	3,100
01785300 Red Bug Lake Rd Turn Extension	200,000	-	-	-	-	200,000	6,200
01785303 Orange Blvd (CR431) Safety Pro	1,000,000	-	-	-	-	1,000,000	31,000
01785310 Miscellaneous Traffic Studies	350,000	350,000	350,000	350,000	-	1,400,000	43,400
01785313 LED Street Sign Upgrade	150,000	150,000	150,000	150,000	-	600,000	18,600
01785344 MAST ARM REBUILDS	450,000	450,000	450,000	450,000	-	1,800,000	55,800
01785346 STRIPING	100,000	100,000	100,000	100,000	-	400,000	12,400
01785410 CR 427 (RONALD REAGAN BLVD)	700,000	-	-	-	-	700,000	21,700
01785444 ADA REPLACEMENT PAVMT MGMT	400,000	50,000	50,000	50,000	-	550,000	17,050
01785447 ANNUAL BRIDGE REPAIR - MINOR	75,000	25,000	25,000	25,000	-	150,000	4,650
01785448 ANNUAL BRIDGE REPAIR - MAJOR	50,000	-	60,000	-	-	110,000	3,410
01785467 SR 436 @ CASSELTON	300,000	-	-	-	-	300,000	9,300
01785474 MISCELLANEOUS TRAIL PROJECTS	25,000	25,000	-	-	-	50,000	1,550
01785478 SIDEWALK REPLACEMENT - ROADS	400,000	375,000	-	-	-	775,000	24,025
01785479 SIDEWALK REPLACEMENT - SW	400,000	375,000	-	-	-	775,000	24,025
01785486 GEC - PROJECT MANAGEMENT	500,000	-	-	-	-	500,000	15,500

5 YEAR CIP BY ELEMENT - PROJECT

ELEMENT	FY19	FY20	FY21	FY22	FY23	TOTAL	ANNUAL
ELEMENT	BUDGET	BUDGET	BUDGET	BUDGET	BUDGET	BUDGET	OP IMPACT
01785489 ENGINEERING CAPITALIZATION	4,260,061					4,260,061	132,062
01785562 BRIDGE INSPECTION	70,000	70,000	70,000	70,000		280,000	8,680
01785571 SCHOOL FLASHER UPGRADES 10 LOC	100,000	100,000	100,000	100,000		400,000	12,400
01907032 SR 436 SIGNAL ADAPTIVE(10 SIG)	375,000					375,000	11,625
01907050 SR 436 @ HOWELL BRANCH-MAST AR	500,000					500,000	15,500
01907052 RED BUG LAKE RD @ SR 417 (EAST	400,000					400,000	12,400
01907058 LAKE MILLS RD @ CR 419	345,000					345,000	10,695
01907059 E AIRPORT BLVD @ FS32	250,000					250,000	7,750
01907085 WOODLAND ELEMENTARY TURN LANE	168,000					168,000	5,208
01907094 LAKE EMMA RD @ I4 INTERSECT	7,700,000					7,700,000	238,700
99999906 Project Management (GEC)	1,000,000					1,000,000	31,000
TRANSPORTATION Total	29,889,961	25,815,000	9,005,000	8,945,000		73,654,961	2,283,304
Grand Total	64,064,473	49,295,000	32,445,259	26,157,288	11,414,652	183,376,672	5,684,677

OTHER NON-BASE BUDGETS BY FUND TYPE - PROGRAM

FUND TYPE - PROGRAM	BUSINESS UNIT NAME	FY19 ADOPTED BUDGET
01 GENERAL FUNDS		
02 FLEET		
04 GREENWAYS & NATURAL LANDS	01904015 NEW-CAT 289D SKIDSTEER MOWER	93,000
03 EQUIPMENT		
02 SHERIFF'S OFFICE	00006939 JAIL - DOOR ACCESS CONTROL SYS	300,000
07 WATER QUALITY	01907029 YSI FIELD SONDE	14,000
01 GENERAL FUNDS Total		407,000
02 REPLACEMENT FUNDS		
02 FLEET		
01 ANIMAL SERVICES	01901001 FORD F250 KENNEL BOX-780269	47,765
01 ANIMAL SERVICES	01901002 FORD F250 KENNEL BOX-780086	47,765
01 ANIMAL SERVICES	01901003 FORD F250 KENNEL BOX-780268	47,765
01 ANIMAL SERVICES	01901005 FORD F250-07442	29,349
01 E-911	01901006 FORD ESCAPE 4X2-04836	19,415
01 EMERGENCY MANAGEMENT	01901007 FORD INTERCEPTOR-04005 GF	12,192
04 EXTENSION SERVICE	01904001 FORD TRANSIT T350-06070172	29,427
04 GREENWAYS & NATURAL LANDS	01904002 FORD F250 REG CAB 4X4-03038	27,547
04 GREENWAYS & NATURAL LANDS	01904003 FORD F150 REG CAB 4X2-24243	23,413
04 GREENWAYS & NATURAL LANDS	01904004 WELLS CARGO ENCL TRAILER-NEW	10,179
04 GREENWAYS & NATURAL LANDS	01904005 FORD F150 REG CAB 4X2-03212	23,413
07 DEVELOPMENT REVIEW ENGINEER	01907001 FORD F150 EXT CAB 4X4-07187	28,273
07 DEVELOPMENT REVIEW ENGINEER	01907002 FORD F150 EXT CAB 4X4-06531	28,273
07 FACILITIES	01907003 FORD TRANSIT T150-20955	29,676
07 FLEET MANAGEMENT	01907004 GENSET CONTROL SYSTEM-NEW	389,135
07 FLEET MANAGEMENT	01907005 GENSET AUTO TRANS. SWITCH-NEW	201,600
07 FLEET MANAGEMENT	01907006 FORD F450 GEN TRUCK-24215	49,405
07 FLEET MANAGEMENT	01907100 GENERATOR 002-KW100 CSB	42,900
07 FLEET MANAGEMENT	01907101 GENERATOR 003-KW100 CSB	42,900
07 FLEET MANAGEMENT	01907102 GENERATOR 004-KW300 CSB	83,200
07 FLEET MANAGEMENT	01907103 GENERATOR 028-KW35 CSB	34,300
07 FLEET MANAGEMENT	01907104 GENERATOR 032-KW125 CCH	46,500
07 FLEET MANAGEMENT	01907105 GENERATOR 046-KW45 FUEL ISL	34,400
07 FLEET MANAGEMENT	01907106 GENERATOR 047-KW45 LANDFILL	38,200
07 FLEET MANAGEMENT	01907107 GENERATOR 051-KW215 HEALTH DEP	70,100
07 FLEET MANAGEMENT	01907108 GENERATOR 079-KW500 JAIL	107,800
07 FLEET MANAGEMENT	01907109 GENERATOR 080-KW800 JAIL	222,700
07 FLEET MANAGEMENT	01907110 GENERATOR 081-KW80 JAIL	39,300
07 FLEET MANAGEMENT	01907111 GENERATOR 105-KW60 CSB	36,600
14 WORKSTATION SUPPORT & MAINT	01914001 FORD TRANSIT CONNECT-07327	25,712
18 MAIL SERVICES	01918001 FORD TRANSIT CONNECT-04507	21,719
04 FACILITIES PROJECTS		
02 CLERK OF THE COURT	01902001 CJC SECURITY BOLLARDS	10,000
02 CLERK OF THE COURT	01902004 CLERK MAINT PLANNED WORK	9,000

OTHER NON-BASE BUDGETS BY FUND TYPE - PROGRAM

FUND TYPE - PROGRAM	BUSINESS UNIT NAME	FY19 ADOPTED BUDGET
04 LIBRARY SERVICES	01904014 ADA RESTROOM COMP - LIBRARIES	54,800
07 FACILITIES	00007084 GENERAL GOVT PLANNED WORK	158,100
02 REPLACEMENT FUNDS Total		2,122,823

04 TRANSPORTATION FUNDS

02 FLEET		
07 ROADS-STORMWATER R&M	01907007 INT'L WORKSTAR 7500-02000	172,529
07 ROADS-STORMWATER R&M	01907008 MGL EX 1 SCALPING SCREEN-00873	141,750
07 ROADS-STORMWATER R&M	01907009 INT'L WORKSTAR 7400-24495	127,574
07 ROADS-STORMWATER R&M	01907010 INT'L WORKSTAR 7400-00663	127,574
07 ROADS-STORMWATER R&M	01907012 CAT 289D SKIDSTEER-04491	72,815
07 ROADS-STORMWATER R&M	01907013 FORD F150 EXT CAB 4X4-24517	34,061
07 ROADS-STORMWATER R&M	01907014 FORD F250 CREW CAB 4X4-00211	33,336
07 ROADS-STORMWATER R&M	01907015 MENZI MUCK-GRAPPLE-NEW	23,387
07 ROADS-STORMWATER R&M	01907016 VERMEER SC30TX-01363	20,453
07 ROADS-STORMWATER R&M	01907017 MENZI MUCK-MOWER ATTACH-NEW	19,215
07 ROADS-STORMWATER R&M	01907018 CAT BRUSH CUTTER ATT-02888	5,749
07 ROADS-STORMWATER R&M	01907020 FORD F450 EXT CAB 4X4-19095	71,000
07 TRAFFIC OPERATIONS	01907021 FORD F550 EXT CAB 4X4-04564	110,150
07 TRAFFIC OPERATIONS	01907022 FORD F450 SIGN TRUCK 4X4-06518	83,052
07 TRAFFIC OPERATIONS	01907023 FORD F150 EXT CAB 4X4-01117	32,753
07 TRAFFIC OPERATIONS	01907024 FORD F150 EXT CAB 4X4-04489	32,753
07 TRAFFIC OPERATIONS	01907025 FORD F150 EXT CAB 4X4-02044	32,753
07 TRAFFIC OPERATIONS	01907026 FORD F150 EXT CAB 4X4-02043	32,753
07 TRAFFIC OPERATIONS	01907027 FORD F150 EXT CAB 4X4-NEW	32,753
03 EQUIPMENT		
07 TRAFFIC OPERATIONS	01907030 CONFLICT MONITOR TESTER	15,490
04 TRANSPORTATION FUNDS Total		1,221,900

05 SALES TAX FUNDS

04 FACILITIES PROJECTS		
02 SHERIFF'S OFFICE	01902007 JAIL - KITCHEN RENOVATION	350,000
02 SHERIFF'S OFFICE	01902008 JAIL-FACILITY BREAKER REPLACEM	150,000
02 SHERIFF'S OFFICE	01902009 JAIL - SECURITY IMPROVEMENTS	175,000
05 SALES TAX FUNDS Total		675,000

06 FIRE DISTRICT FUNDS

02 FLEET		
05 EMS/FIRE/RESCUE	01905001 PIERCE IMPEL-24482	655,000
05 EMS/FIRE/RESCUE	01905002 PIERCE IMPEL-02038	655,000
05 EMS/FIRE/RESCUE	01905003 PIERCE WATER TANKER-05213	400,000
05 EMS/FIRE/RESCUE	01905004 FORD ALS TRANSPORT-03958	285,000
05 EMS/FIRE/RESCUE	01905005 FORD ALS TRANSPORT-03955	285,000

OTHER NON-BASE BUDGETS BY FUND TYPE - PROGRAM

FUND TYPE - PROGRAM	BUSINESS UNIT NAME	FY19 ADOPTED BUDGET
05 EMS/FIRE/RESCUE	01905006 FORD ALS TRANSPORT-04865	285,000
05 EMS/FIRE/RESCUE	01905008 FORD F550 WOODS TRUCK-01374	164,000
05 EMS/FIRE/RESCUE	01905011 FORD EXPLORER AWD-04126	39,800
05 EMS/FIRE/RESCUE	01905013 FORD TRANSIT T250-02759	42,400
05 EMS/FIRE/RESCUE	01905014 FORD F150 EXT CAB 4X2-01418	31,500
05 EMS/FIRE/RESCUE	01905015 KUBOTA UTILITY VEHICLE-04647	18,000
05 EMS/FIRE/RESCUE	01905016 POLARIS RANGER 900-24459	17,000
05 EMS/FIRE/RESCUE	01905018 PIERCE WATER TANKER-NEW	400,000
05 FIRE PREVENTION BUREAU	01905010 FORD F250 CREW CAB 4X4-04008	59,140
05 FIRE PREVENTION BUREAU	01905012 FORD ESCAPE-05211	48,200
03 EQUIPMENT		
05 CASSELBERRY EMS/FIRE	00007179 REP EQUIP FOR FS21 AND FS25	20,000
05 CASSELBERRY EMS/FIRE	01907166 CHEST COMPRESSION SYSTEM 11207	39,789
05 EMS/FIRE/RESCUE	00006671 SPECIAL OPERATIONS TRAINING EQ	40,000
05 EMS/FIRE/RESCUE	00006947 STRETCHERS	87,480
05 EMS/FIRE/RESCUE	00006948 LIFEPAK 15 EKG MONITOR/DEFIB	163,296
05 EMS/FIRE/RESCUE	00007091 DEPT-WIDE HOSE REPLACEMENT PRO	75,000
05 EMS/FIRE/RESCUE	00007165 CHEST COMPRESSION SYSTEM 11200	278,521
05 EMS/FIRE/RESCUE	00008094 FITNESS EQUIPMENT REPLACEMENT	16,000
05 EMS/FIRE/RESCUE	01905021 NEW HIRE PPE/UNIFORMS	173,738
05 EMS/FIRE/RESCUE	01907136 FIRE VENTILATION FANS	41,400
04 FACILITIES PROJECTS		
05 EMS/FIRE/RESCUE	01905019 GENERATOR 60-35KW FIRE STAT 24	38,200
07 FACILITIES	00007087 FIRE DEPT PLANNED WORK	147,350
07 FACILITIES	00007115 FIRE CAPITAL FACILITY SUSTAIN	200,000
06 FIRE DISTRICT FUNDS Total		4,705,814
07 BUILDING FUNDS		
02 FLEET		
11 BUILDING	01911001 FORD F150 REG CAB 4X2-06453	23,541
11 BUILDING	01911002 FORD F150 REG CAB 4X2-07332	23,541
11 BUILDING	01911003 FORD F150 REG CAB 4X2-49618	23,541
11 BUILDING	01911004 FORD F150 REG CAB 4X2-06070245	23,541
11 BUILDING	01911005 FORD F150 REG CAB 4X2-780119	23,541
07 BUILDING FUNDS Total		117,705
19 WATER & SEWER FUNDS		
02 FLEET		
08 ES BUSINESS OFFICE	01908001 FORD EXPLORER XLT 4X4-NEW	37,600
08 WASTEWATER OPERATIONS	01908002 CUES 12FT CCTV TRAILER-03997	304,500
08 WASTEWATER OPERATIONS	01908003 CATERPILLAR 420F-IT-23042	117,960
08 WASTEWATER OPERATIONS	01908004 INT'L DURASTAR 4300-02448	99,000
08 WASTEWATER OPERATIONS	01908005 INT'L DURASTAR 4300-02470	99,000

OTHER NON-BASE BUDGETS BY FUND TYPE - PROGRAM

FUND TYPE - PROGRAM	BUSINESS UNIT NAME	FY19 ADOPTED BUDGET
08 WASTEWATER OPERATIONS	01908006 THOMPSON WATER PUMP-21402	93,500
08 WASTEWATER OPERATIONS	01908009 FORD F250 EXT CAB 4X4-02854	35,175
08 WASTEWATER OPERATIONS	01908010 FORD F150 EXT CAB 4X2-07410	25,725
08 WASTEWATER OPERATIONS	01908011 FORD F150 REG CAB 4X2-NEW	25,725
08 WATER OPERATIONS	01908014 INT'L VACTOR-01445	421,580
08 WATER OPERATIONS	01908015 BOBCAT S650-20250	49,500
08 WATER OPERATIONS	01908016 FORD F250 EXT CAB 4X2-06070230	44,100
08 WATER OPERATIONS	01908017 FORD F250 EXT CAB 4X2-01023	44,100
08 WATER OPERATIONS	01908018 FORD EXPLORER 4X2-01351	30,000
08 WATER OPERATIONS	01908019 FORD F150 EXT CAB 4X2-02861	25,725
08 WATER OPERATIONS	01908020 FORD F150 EXT CAB 4X2-04541	25,725
08 WATER OPERATIONS	01908021 FORD F150 EXT CAB 4X2-04556	25,725
08 WATER OPERATIONS	01908022 FORD TRANSIT VAN T150-05279	23,098
08 WATER OPERATIONS	01908024 FORD F550 EXT CAB 4X2-NEW	73,500
03 EQUIPMENT		
08 UTILITIES ENGINEERING PROGR	00227420 PUMP STATION GENERATORS (19)	1,700,000
08 UTILITIES ENGINEERING PROGR	01908023 GPS ANTENNA EQUIPMENT	6,000
08 WASTEWATER OPERATIONS	01900004 SAMPLER	7,046
08 WASTEWATER OPERATIONS	01900005 SEWER SEE SNAKE (CAMERA)	12,000
08 WASTEWATER OPERATIONS	01900006 CORE BORE SYSTEM	7,800
08 WASTEWATER OPERATIONS	01900007 100 TON PRESS	7,200
08 WASTEWATER OPERATIONS	01900008 NOZZTEQ ROOT CUTTER SYSTEM	6,000
08 WASTEWATER OPERATIONS	01900009 GAS DETECTOR DOCK 2	12,000
08 WASTEWATER OPERATIONS	01900010 SHORE ALUMINUM BOX	13,500
08 WASTEWATER OPERATIONS	01900011 ALL PRO TEST 3	13,000
08 WATER OPERATIONS	00007196 CONSERVATION ENHANCEMENT SOFTW	25,000
08 WATER OPERATIONS	01900001 EQUIPMENT CANOPIES	35,000
08 WATER OPERATIONS	01900002 BULLET MISSILE (SVC LINE REP)	80,000
08 WATER OPERATIONS	01900003 PORTABLE MESSAGE BOARD	11,000
04 FACILITIES PROJECTS		
07 FACILITIES	00007086 WATER SEWER PLANNED WORK	9,500
08 WASTEWATER OPERATIONS	01908007 MULTIQUIP 60KW GENERATOR-05809	52,500
08 WASTEWATER OPERATIONS	01908008 MULTIQUIP 60KW GENERATOR-05813	52,500
19 WATER & SEWER FUNDS Total		3,651,284

20 SOLID WASTE FUNDS

02 FLEET

09 LANDFILL OPERATIONS PROGRAM	01909001 MILITARY SURPLUS TRACTOR	50,000
09 LANDFILL OPERATIONS PROGRAM	01909003 ATM TARPING ATTACHMENT-46972	73,329
09 LANDFILL OPERATIONS PROGRAM	01909004 FORD F150 EXT CAB 4X4-05230	25,633
09 LANDFILL OPERATIONS PROGRAM	01909005 AM SGL MESSAGE BOARD-NEW	11,000
09 TRANSFER STATION	01909006 CAT WHEEL LOADER 966M XE-48225	480,000
09 TRANSFER STATION	01909008 CAT WHEEL LOADER 906M-780081	88,903
09 TRANSFER STATION	01909009 MACK 45 REFUSE TRAILER-781044	75,592
09 TRANSFER STATION	01909010 MACK 45 REFUSE TRAILER-781039	75,592

OTHER NON-BASE BUDGETS BY FUND TYPE - PROGRAM

FUND TYPE - PROGRAM	BUSINESS UNIT NAME	FY19 ADOPTED BUDGET
09 TRANSFER STATION	01909011 MACK 45 REFUSE TRAILER-781042	75,592
09 TRANSFER STATION	01909012 MACK 45 REFUSE TRAILER-48218	75,592
09 TRANSFER STATION	01909013 FORD F150 EXT CAB 4X4-23143	25,633
20 SOLID WASTE FUNDS Total		1,056,865
Grand Total		13,958,391

OTHER NON-BASE BUDGETS BY DEPARTMENT - PROGRAM

DEPARTMENT - PROGRAM	BUSINESS UNIT NAME	FY19 ADOPTED BUDGET
01 ADMINISTRATION DEPT		
02 FLEET		
01 ANIMAL SERVICES	01901001 FORD F250 KENNEL BOX-780269	47,765
01 ANIMAL SERVICES	01901002 FORD F250 KENNEL BOX-780086	47,765
01 ANIMAL SERVICES	01901003 FORD F250 KENNEL BOX-780268	47,765
01 ANIMAL SERVICES	01901005 FORD F250-07442	29,349
01 E-911	01901006 FORD ESCAPE 4X2-04836	19,415
01 EMERGENCY MANAGEMENT	01901007 FORD INTERCEPTOR-04005 GF	12,192
01 ADMINISTRATION DEPT Total		204,251
02 CONSTITUTIONAL OFFICERS DEP		
03 EQUIPMENT		
02 SHERIFF'S OFFICE	00006939 JAIL - DOOR ACCESS CONTROL SYS	300,000
04 FACILITIES PROJECTS		
02 CLERK OF THE COURT	01902001 CJC SECURITY BOLLARDS	10,000
02 CLERK OF THE COURT	01902004 CLERK MAINT PLANNED WORK	9,000
02 SHERIFF'S OFFICE	01902007 JAIL - KITCHEN RENOVATION	350,000
02 SHERIFF'S OFFICE	01902008 JAIL-FACILITY BREAKER REPLACEM	150,000
02 SHERIFF'S OFFICE	01902009 JAIL - SECURITY IMPROVEMENTS	175,000
02 CONSTITUTIONAL OFFICERS DEP Total		994,000
04 LEISURE SERVICES DEPT		
02 FLEET		
04 EXTENSION SERVICE	01904001 FORD TRANSIT T350-06070172	29,427
04 GREENWAYS & NATURAL LANDS	01904002 FORD F250 REG CAB 4X4-03038	27,547
04 GREENWAYS & NATURAL LANDS	01904003 FORD F150 REG CAB 4X2-24243	23,413
04 GREENWAYS & NATURAL LANDS	01904004 WELLS CARGO ENCL TRAILER-NEW	10,179
04 GREENWAYS & NATURAL LANDS	01904005 FORD F150 REG CAB 4X2-03212	23,413
04 GREENWAYS & NATURAL LANDS	01904015 NEW-CAT 289D SKIDSTEER MOWER	93,000
04 FACILITIES PROJECTS		
04 LIBRARY SERVICES	01904014 ADA RESTROOM COMP - LIBRARIES	54,800
04 LEISURE SERVICES DEPT Total		261,779
05 FIRE DEPT		
02 FLEET		
05 EMS/FIRE/RESCUE	01905001 PIERCE IMPEL-24482	655,000
05 EMS/FIRE/RESCUE	01905002 PIERCE IMPEL-02038	655,000
05 EMS/FIRE/RESCUE	01905003 PIERCE WATER TANKER-05213	400,000
05 EMS/FIRE/RESCUE	01905004 FORD ALS TRANSPORT-03958	285,000

OTHER NON-BASE BUDGETS BY DEPARTMENT - PROGRAM

DEPARTMENT - PROGRAM	BUSINESS UNIT NAME	FY19 ADOPTED BUDGET
05 EMS/FIRE/RESCUE	01905005 FORD ALS TRANSPORT-03955	285,000
05 EMS/FIRE/RESCUE	01905006 FORD ALS TRANSPORT-04865	285,000
05 EMS/FIRE/RESCUE	01905008 FORD F550 WOODS TRUCK-01374	164,000
05 EMS/FIRE/RESCUE	01905011 FORD EXPLORER AWD-04126	39,800
05 EMS/FIRE/RESCUE	01905013 FORD TRANSIT T250-02759	42,400
05 EMS/FIRE/RESCUE	01905014 FORD F150 EXT CAB 4X2-01418	31,500
05 EMS/FIRE/RESCUE	01905015 KUBOTA UTILITY VEHICLE-04647	18,000
05 EMS/FIRE/RESCUE	01905016 POLARIS RANGER 900-24459	17,000
05 EMS/FIRE/RESCUE	01905018 PIERCE WATER TANKER-NEW	400,000
05 FIRE PREVENTION BUREAU	01905010 FORD F250 CREW CAB 4X4-04008	59,140
05 FIRE PREVENTION BUREAU	01905012 FORD ESCAPE-05211	48,200
03 EQUIPMENT		
05 CASSELBERRY EMS/FIRE	00007179 REP EQUIP FOR FS21 AND FS25	20,000
05 CASSELBERRY EMS/FIRE	01907166 CHEST COMPRESSION SYSTEM 11207	39,789
05 EMS/FIRE/RESCUE	00006671 SPECIAL OPERATIONS TRAINING EQ	40,000
05 EMS/FIRE/RESCUE	00006947 STRETCHERS	87,480
05 EMS/FIRE/RESCUE	00006948 LIFEPAK 15 EKG MONITOR/DEFIB	163,296
05 EMS/FIRE/RESCUE	00007091 DEPT-WIDE HOSE REPLACEMENT PRC	75,000
05 EMS/FIRE/RESCUE	00007165 CHEST COMPRESSION SYSTEM 11200	278,521
05 EMS/FIRE/RESCUE	00008094 FITNESS EQUIPMENT REPLACEMENT	16,000
05 EMS/FIRE/RESCUE	01905021 NEW HIRE PPE/UNIFORMS	173,738
05 EMS/FIRE/RESCUE	01907136 FIRE VENTILATION FANS	41,400
04 FACILITIES PROJECTS		
05 EMS/FIRE/RESCUE	01905019 GENERATOR 60-35KW FIRE STAT 24	38,200
05 FIRE DEPT Total		4,358,464
07 PUBLIC WORKS DEPT		
02 FLEET		
07 DEVELOPMENT REVIEW ENGINEER	01907001 FORD F150 EXT CAB 4X4-07187	28,273
07 DEVELOPMENT REVIEW ENGINEER	01907002 FORD F150 EXT CAB 4X4-06531	28,273
07 FACILITIES	01907003 FORD TRANSIT T150-20955	29,676
07 FLEET MANAGEMENT	01907004 GENSET CONTROL SYSTEM-NEW	389,135
07 FLEET MANAGEMENT	01907005 GENSET AUTO TRANS. SWITCH-NEW	201,600
07 FLEET MANAGEMENT	01907006 FORD F450 GEN TRUCK-24215	49,405
07 FLEET MANAGEMENT	01907100 GENERATOR 002-KW100 CSB	42,900
07 FLEET MANAGEMENT	01907101 GENERATOR 003-KW100 CSB	42,900
07 FLEET MANAGEMENT	01907102 GENERATOR 004-KW300 CSB	83,200
07 FLEET MANAGEMENT	01907103 GENERATOR 028-KW35 CSB	34,300
07 FLEET MANAGEMENT	01907104 GENERATOR 032-KW125 CCH	46,500
07 FLEET MANAGEMENT	01907105 GENERATOR 046-KW45 FUEL ISL	34,400
07 FLEET MANAGEMENT	01907106 GENERATOR 047-KW45 LANDFILL	38,200

OTHER NON-BASE BUDGETS BY DEPARTMENT - PROGRAM

DEPARTMENT - PROGRAM	BUSINESS UNIT NAME	FY19 ADOPTED BUDGET
07 FLEET MANAGEMENT	01907107 GENERATOR 051-KW215 HEALTH DEF	70,100
07 FLEET MANAGEMENT	01907108 GENERATOR 079-KW500 JAIL	107,800
07 FLEET MANAGEMENT	01907109 GENERATOR 080-KW800 JAIL	222,700
07 FLEET MANAGEMENT	01907110 GENERATOR 081-KW80 JAIL	39,300
07 FLEET MANAGEMENT	01907111 GENERATOR 105-KW60 CSB	36,600
07 ROADS-STORMWATER R&M	01907007 INT'L WORKSTAR 7500-02000	172,529
07 ROADS-STORMWATER R&M	01907008 MGL EX 1 SCALPING SCREEN-00873	141,750
07 ROADS-STORMWATER R&M	01907009 INT'L WORKSTAR 7400-24495	127,574
07 ROADS-STORMWATER R&M	01907010 INT'L WORKSTAR 7400-00663	127,574
07 ROADS-STORMWATER R&M	01907012 CAT 289D SKIDSTEER-04491	72,815
07 ROADS-STORMWATER R&M	01907013 FORD F150 EXT CAB 4X4-24517	34,061
07 ROADS-STORMWATER R&M	01907014 FORD F250 CREW CAB 4X4-00211	33,336
07 ROADS-STORMWATER R&M	01907015 MENZI MUCK-GRAPPLE-NEW	23,387
07 ROADS-STORMWATER R&M	01907016 VERMEER SC30TX-01363	20,453
07 ROADS-STORMWATER R&M	01907017 MENZI MUCK-MOWER ATTACH-NEW	19,215
07 ROADS-STORMWATER R&M	01907018 CAT BRUSH CUTTER ATT-02888	5,749
07 ROADS-STORMWATER R&M	01907020 FORD F450 EXT CAB 4X4-19095	71,000
07 TRAFFIC OPERATIONS	01907021 FORD F550 EXT CAB 4X4-04564	110,150
07 TRAFFIC OPERATIONS	01907022 FORD F450 SIGN TRUCK 4X4-06518	83,052
07 TRAFFIC OPERATIONS	01907023 FORD F150 EXT CAB 4X4-01117	32,753
07 TRAFFIC OPERATIONS	01907024 FORD F150 EXT CAB 4X4-04489	32,753
07 TRAFFIC OPERATIONS	01907025 FORD F150 EXT CAB 4X4-02044	32,753
07 TRAFFIC OPERATIONS	01907026 FORD F150 EXT CAB 4X4-02043	32,753
07 TRAFFIC OPERATIONS	01907027 FORD F150 EXT CAB 4X4-NEW	32,753
03 EQUIPMENT		
07 TRAFFIC OPERATIONS	01907030 CONFLICT MONITOR TESTER	15,490
07 WATER QUALITY	01907029 YSI FIELD SONDE	14,000
04 FACILITIES PROJECTS		
07 FACILITIES	00007084 GENERAL GOVT PLANNED WORK	158,100
07 FACILITIES	00007086 WATER SEWER PLANNED WORK	9,500
07 FACILITIES	00007087 FIRE DEPT PLANNED WORK	147,350
07 FACILITIES	00007115 FIRE CAPITAL FACILITY SUSTAIN	200,000
07 PUBLIC WORKS DEPT Total		3,276,112
08 ES UTILITIES		
02 FLEET		
08 ES BUSINESS OFFICE	01908001 FORD EXPLORER XLT 4X4-NEW	37,600
08 WASTEWATER OPERATIONS	01908002 CUES 12FT CCTV TRAILER-03997	304,500
08 WASTEWATER OPERATIONS	01908003 CATERPILLAR 420F-IT-23042	117,960
08 WASTEWATER OPERATIONS	01908004 INT'L DURASTAR 4300-02448	99,000
08 WASTEWATER OPERATIONS	01908005 INT'L DURASTAR 4300-02470	99,000

OTHER NON-BASE BUDGETS BY DEPARTMENT - PROGRAM

DEPARTMENT - PROGRAM	BUSINESS UNIT NAME	FY19 ADOPTED BUDGET
08 WASTEWATER OPERATIONS	01908006 THOMPSON WATER PUMP-21402	93,500
08 WASTEWATER OPERATIONS	01908009 FORD F250 EXT CAB 4X4-02854	35,175
08 WASTEWATER OPERATIONS	01908010 FORD F150 EXT CAB 4X2-07410	25,725
08 WASTEWATER OPERATIONS	01908011 FORD F150 REG CAB 4X2-NEW	25,725
08 WATER OPERATIONS	01908014 INT'L VACTOR-01445	421,580
08 WATER OPERATIONS	01908015 BOBCAT S650-20250	49,500
08 WATER OPERATIONS	01908016 FORD F250 EXT CAB 4X2-06070230	44,100
08 WATER OPERATIONS	01908017 FORD F250 EXT CAB 4X2-01023	44,100
08 WATER OPERATIONS	01908018 FORD EXPLORER 4X2-01351	30,000
08 WATER OPERATIONS	01908019 FORD F150 EXT CAB 4X2-02861	25,725
08 WATER OPERATIONS	01908020 FORD F150 EXT CAB 4X2-04541	25,725
08 WATER OPERATIONS	01908021 FORD F150 EXT CAB 4X2-04556	25,725
08 WATER OPERATIONS	01908022 FORD TRANSIT VAN T150-05279	23,098
08 WATER OPERATIONS	01908024 FORD F550 EXT CAB 4X2-NEW	73,500
03 EQUIPMENT		
08 UTILITIES ENGINEERING PROGR	00227420 PUMP STATION GENERATORS (19)	1,700,000
08 UTILITIES ENGINEERING PROGR	01908023 GPS ANTENNA EQUIPMENT	6,000
08 WASTEWATER OPERATIONS	01900004 SAMPLER	7,046
08 WASTEWATER OPERATIONS	01900005 SEWER SEE SNAKE (CAMERA)	12,000
08 WASTEWATER OPERATIONS	01900006 CORE BORE SYSTEM	7,800
08 WASTEWATER OPERATIONS	01900007 100 TON PRESS	7,200
08 WASTEWATER OPERATIONS	01900008 NOZZTEQ ROOT CUTTER SYSTEM	6,000
08 WASTEWATER OPERATIONS	01900009 GAS DETECTOR DOCK 2	12,000
08 WASTEWATER OPERATIONS	01900010 SHORE ALUMINUM BOX	13,500
08 WASTEWATER OPERATIONS	01900011 ALL PRO TEST 3	13,000
08 WATER OPERATIONS	00007196 CONSERVATION ENHANCEMENT SOF	25,000
08 WATER OPERATIONS	01900001 EQUIPMENT CANOPIES	35,000
08 WATER OPERATIONS	01900002 BULLET MISSILE (SVC LINE REP)	80,000
08 WATER OPERATIONS	01900003 PORTABLE MESSAGE BOARD	11,000
04 FACILITIES PROJECTS		
08 WASTEWATER OPERATIONS	01908007 MULTIQUIP 60KW GENERATOR-0580:	52,500
08 WASTEWATER OPERATIONS	01908008 MULTIQUIP 60KW GENERATOR-0581:	52,500
08 ES UTILITIES Total		3,641,784
09 ES SOLID WASTE DEPT		
02 FLEET		
09 LANDFILL OPERATIONS PROGRAM	01909001 MILITARY SURPLUS TRACTOR	50,000
09 LANDFILL OPERATIONS PROGRAM	01909003 ATM TARPING ATTACHMENT-46972	73,329
09 LANDFILL OPERATIONS PROGRAM	01909004 FORD F150 EXT CAB 4X4-05230	25,633
09 LANDFILL OPERATIONS PROGRAM	01909005 AM SGL MESSAGE BOARD-NEW	11,000
09 TRANSFER STATION	01909006 CAT WHEEL LOADER 966M XE-48225	480,000

OTHER NON-BASE BUDGETS BY DEPARTMENT - PROGRAM

DEPARTMENT - PROGRAM	BUSINESS UNIT NAME	FY19 ADOPTED BUDGET
09 TRANSFER STATION	01909008 CAT WHEEL LOADER 906M-780081	88,903
09 TRANSFER STATION	01909009 MACK 45 REFUSE TRAILER-781044	75,592
09 TRANSFER STATION	01909010 MACK 45 REFUSE TRAILER-781039	75,592
09 TRANSFER STATION	01909011 MACK 45 REFUSE TRAILER-781042	75,592
09 TRANSFER STATION	01909012 MACK 45 REFUSE TRAILER-48218	75,592
09 TRANSFER STATION	01909013 FORD F150 EXT CAB 4X4-23143	25,633
09 ES SOLID WASTE DEPT Total		1,056,865
11 DEVELOPMENT SERVICES DEPT		
02 FLEET		
11 BUILDING	01911001 FORD F150 REG CAB 4X2-06453	23,541
11 BUILDING	01911002 FORD F150 REG CAB 4X2-07332	23,541
11 BUILDING	01911003 FORD F150 REG CAB 4X2-49618	23,541
11 BUILDING	01911004 FORD F150 REG CAB 4X2-06070245	23,541
11 BUILDING	01911005 FORD F150 REG CAB 4X2-780119	23,541
11 DEVELOPMENT SERVICES DEPT Total		117,705
14 INFORMATION SERVICES DEPT		
02 FLEET		
14 WORKSTATION SUPPORT & MAINT	01914001 FORD TRANSIT CONNECT-07327	25,712
14 INFORMATION SERVICES DEPT Total		25,712
18 RESOURCE MANAGEMENT DEPT		
02 FLEET		
18 MAIL SERVICES	01918001 FORD TRANSIT CONNECT-04507	21,719
18 RESOURCE MANAGEMENT DEPT Total		21,719
Grand Total		13,958,391

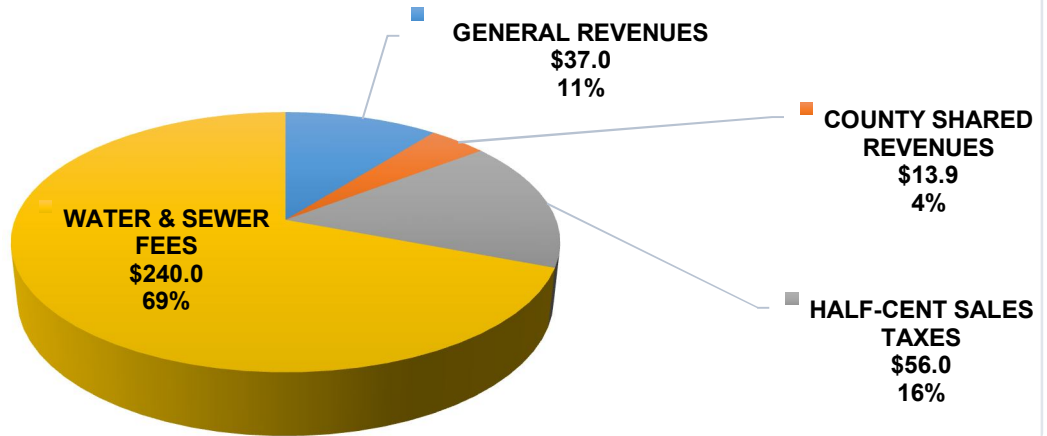


SUMMARY OF OUTSTANDING DEBT

FY 2018/19 Total Outstanding Debt

\$347.0 Million

(Amounts in Millions)



As of October 1, 2018, Seminole County has a total of \$347.0 million of outstanding debt, which includes bonds and bank loans. The outstanding debt is secured by multiple revenue sources. The majority of outstanding debt is secured by revenues from the Water and Sewer System. The following are revenue pledges for County debt outstanding:

General Revenues: General revenues are non-ad valorem revenues. The County has a covenant to budget and appropriate non-ad valorem revenues to secure the Series 2014 Special Obligation Bonds, and Series 2013A and 2013B Capital Improvement Revenue Bonds.

County Shared Revenues: The Florida Revenue Sharing Act of 1972 enacted legislation to create the Revenue Sharing Trust Fund for Counties. The Fund consists of a portion of the cigarette tax and sales and use tax collections, which are allocated to counties, based on a distribution formula and eligibility requirements. Section 218.25 of the Florida Statutes authorizes counties to pledge the guaranteed entitlement for bonded indebtedness up to 50 percent of the funds received in the prior year. The Series 2012 Capital Improvement Revenue Bonds are secured by County Shared Revenues.

Sales Tax: The State levies a 6 percent sales tax of which a portion of net proceeds is transferred to the Local Government Half-Cent Sales Tax Clearing Trust Fund for distributions by the Department of Revenue pursuant to Section 218.61 of the Florida Statutes. The County's Sales Tax Bonds are secured by half-cent sales tax revenue.

Water and Sewer Revenues: The County owns and operates a combined water and wastewater treatment system, associated distribution, collection and effluent disposal facilities. The County's Water and Sewer Bonds are secured by a pledge of net revenues derived from the ownership and operation of the system and connection fees.

Legal Debt Limits

The Constitution of the State of Florida, Statute 200.181 and Seminole County has not taken action to set legal debt limits. However, debt capacity measures such as direct and overall debt per capita and debt per taxable property value are evaluated prior to the issuance of debt.

SUMMARY OF OUTSTANDING DEBT

Capital Improvement Bonds (Bank Loans)

The \$10,000,000 and \$8,140,000 Capital Improvement Revenue Bonds, Series 2013A and 2013B (respectively) were issued to refund the \$20,125,000 Capital Improvement Revenue Bonds, Series 2010. The Series 2010 Bonds were issued to refund the \$24,060,000 Sales Tax Revenue Refunding Bonds, Series 1998. The Series 2013A and 2013B Bonds are secured by general revenues.

The \$22,000,000 Capital Improvement Revenue Bond, Series 2012 was issued to provide financing for the Public Safety Communications P25 Radio Tower Rebuild Projects. The Series 2012 Bond is secured by County Shared Revenues (Guaranteed Entitlement Funds).

FY	PRINCIPAL	INTEREST	TOTAL
2018-19	2,716,000	572,233	3,288,233
2019-20	2,778,000	510,201	3,288,201
2020-21	2,841,000	446,746	3,287,746
2021-22	2,912,000	381,846	3,293,846
2022-23	2,960,000	315,320	3,275,320
2023-24	3,011,000	247,676	3,258,676
2024-25	3,077,000	178,843	3,255,843
2025-26	3,146,000	108,502	3,254,502
2026-27	1,670,000	36,573	1,706,573
TOTAL	\$25,111,000	\$2,797,939	\$27,908,939

SUMMARY OF OUTSTANDING DEBT

Special Obligation Bonds

The \$28,000,000 Special Obligation Bonds, Series 2014 were issued to finance a portion of the costs of the acquisition, construction, equipping and installation of certain capital improvements including, without limitation, a new County Sports Complex and renovations to Soldiers Creek Park. The Series 2014 Bonds are secured by general revenues.

FY	PRINCIPAL	INTEREST	TOTAL
2018-19	585,000	1,055,900	1,640,900
2019-20	610,000	1,026,650	1,636,650
2020-21	635,000	1,002,250	1,637,250
2021-22	660,000	976,850	1,636,850
2022-23	690,000	950,450	1,640,450
2023-24	715,000	922,850	1,637,850
2024-25	745,000	894,250	1,639,250
2025-26	775,000	864,450	1,639,450
2026-27	805,000	833,450	1,638,450
2027-28	830,000	807,288	1,637,288
2028-29	860,000	779,275	1,639,275
2029-30	890,000	749,175	1,639,175
2030-31	920,000	716,913	1,636,913
2031-32	955,000	683,563	1,638,563
2032-33	990,000	647,750	1,637,750
2033-34	1,040,000	598,250	1,638,250
2034-35	1,095,000	546,250	1,641,250
2035-36	1,140,000	501,550	1,641,550
2036-37	1,185,000	455,000	1,640,000
2037-38	1,230,000	406,600	1,636,600
2038-39	1,285,000	356,350	1,641,350
2039-40	1,335,000	303,850	1,638,850
2040-41	1,390,000	247,994	1,637,994
2041-42	1,450,000	189,825	1,639,825
2042-43	1,510,000	129,138	1,639,138
2043-44	1,575,000	65,931	1,640,931
TOTAL	\$25,900,000	\$16,711,800	\$42,611,800

SUMMARY OF OUTSTANDING DEBT

Sales Tax Bonds

The \$29,810,000 Sales Tax Revenue Refunding Bond, Series 2015 (*bank loan*) was issued to refund the outstanding Sales Tax Revenue Bonds, Series 2005A. The \$35,365,000 Sales Tax Revenue Bonds, Series 2005A were issued to finance the renovation and expansion of the County's John E. Polk Correctional Facility. The \$39,700,000 Sales Tax Revenue Refunding Bonds, Series 2005B were issued to advance refund the Series 2001 Bonds maturing in the years 2012 through 2031. The Sales Tax Bonds are secured by half-cent sales tax revenue.

FY	PRINCIPAL	INTEREST	TOTAL
2018-19	2,765,000	2,221,875	4,986,875
2019-20	2,875,000	2,107,100	4,982,100
2020-21	2,990,000	1,987,238	4,977,238
2021-22	3,115,000	1,861,888	4,976,888
2022-23	3,250,000	1,730,663	4,980,663
2023-24	3,385,000	1,593,313	4,978,313
2024-25	3,530,000	1,449,563	4,979,563
2025-26	3,670,000	1,299,300	4,969,300
2026-27	5,645,000	1,142,238	6,787,238
2027-28	5,855,000	932,225	6,787,225
2028-29	6,075,000	713,388	6,788,388
2029-30	6,295,000	485,338	6,780,338
2030-31	6,535,000	247,800	6,782,800
TOTAL	\$55,985,000	\$17,771,925	\$73,756,925

SUMMARY OF OUTSTANDING DEBT

Water and Sewer Bonds

The \$149,270,000 Water and Sewer Revenue Refunding Bonds, Series 2015A were issued to advance refund the outstanding Water and Sewer Revenue Refunding Bonds, Series 2006; and the \$32,025,000 Water and Sewer Revenue Refunding Bonds, Series 2015B were issued to refund the outstanding Water and Sewer Revenue Refunding Bonds, Series 2005. The \$5,255,000 Water and Sewer Revenue Bonds, Series 2010A and \$70,705,000 Water and Sewer Revenue Bonds, Series 2010B (Federally Taxable Build America Bonds – Direct Subsidy) were issued to finance the cost of acquisition, construction and installation of certain additions and improvements to the water and wastewater system.

FY	PRINCIPAL	INTEREST ⁽¹⁾	TOTAL
2018-19	5,820,000	11,969,253	17,789,253
2019-20	6,260,000	11,683,941	17,943,941
2020-21	6,570,000	11,376,636	17,946,636
2021-22	6,895,000	11,053,386	17,948,386
2022-23	7,840,000	10,713,676	18,553,676
2023-24	8,235,000	10,326,486	18,561,486
2024-25	8,635,000	9,919,611	18,554,611
2025-26	9,065,000	9,491,861	18,556,861
2026-27	9,515,000	9,042,811	18,557,811
2027-28	9,985,000	8,561,327	18,546,327
2028-29	10,385,000	8,151,496	18,536,496
2029-30	10,800,000	7,725,086	18,525,086
2030-31	11,235,000	7,281,728	18,516,728
2031-32	11,685,000	6,819,868	18,504,868
2032-33	12,155,000	6,339,398	18,494,398
2033-34	12,640,000	5,839,640	18,479,640
2034-35	13,145,000	5,319,992	18,464,992
2035-36	13,675,000	4,779,534	18,454,534
2036-37	15,370,000	4,217,266	19,587,266
2037-38	16,015,000	3,226,977	19,241,977
2038-39	16,685,000	2,195,130	18,880,130
2039-40	17,385,000	1,120,116	18,505,116
TOTAL	\$239,995,000	\$167,155,217	\$407,150,217

(1) Gross of Build America Bonds (BABs) Subsidy

TOTAL COUNTY DEBT OUTSTANDING

ISSUE AND PURPOSE	FUND	OUTSTANDING	FY 2018/19	FY 2018/19	OUTSTANDING
		PRINCIPAL	PRINCIPAL	INTEREST	PRINCIPAL
		10/1/2018	PRINCIPAL PMT	PAYMENT	9/30/2019
SPECIAL OBLIGATION / REVENUE DEBT					
2014 SPECIAL OBLIGATION BONDS (ENDS 2044)	21235	\$25,900,000	\$585,000	\$1,055,900	\$25,315,000
2013A CAPITAL IMPROVEMENT REVENUE BONDS (ENDS 2026 - BANK LOAN)	21200	\$6,154,000	\$701,000	\$147,081	\$5,453,000
2013B CAPITAL IMPROVEMENT REVENUE BONDS (ENDS 2026 - BANK LOAN)	21200	\$4,997,000	\$575,000	\$119,428	\$4,422,000
2012 CAPITAL IMPROVEMENT REVENUE BONDS (ENDS 2027 - BANK LOAN)	21300	\$13,960,000	\$1,440,000	\$305,724	\$12,520,000
2015 SALES TAX REVENUE REFUNDING BONDS (ENDS 2031 - BANK LOAN)	22500	\$26,085,000	\$1,105,000	\$652,125	\$24,980,000
2005 B SALES TAX REVENUE REFUNDING BONDS (ENDS 2031)	22500	\$29,900,000	\$1,660,000	\$1,569,750	\$28,240,000
TOTAL		\$106,996,000	\$6,066,000	\$3,850,008	\$100,930,000
ENTERPRISE DEBT					
2010A WATER & SEWER REVENUE BONDS (ENDS 2026)	40100	\$2,950,000	\$325,000	\$107,943	\$2,625,000
2010B WATER & SEWER REVENUE BONDS (ENDS 2040)	40100	\$70,705,000	\$0	\$4,553,211	\$70,705,000
2015A WATER & SEWER REVENUE REF. BONDS (ENDS 2036)	40115	\$149,270,000	\$0	\$6,454,600	\$149,270,000
2010B WATER & SEWER REVENUE REF. BONDS (ENDS 2022)	40115	\$17,070,000	\$5,495,000	\$853,500	\$11,575,000
TOTAL		\$239,995,000	\$5,820,000	\$11,969,254	\$234,175,000
Total Bonded Debt		\$346,991,000	\$11,886,000	\$15,819,262	\$335,105,000

ASSIGNED UNDERLYING RATINGS

The following are Seminole County’s assigned ratings for bonds outstanding, excluding bank loans. Seminole County has consistently maintained high quality ratings.

Rating Date	Credit	Moody’s ⁽¹⁾	S&P
	Issuer Rating ⁽²⁾	Aa1	AA
January 2006	Sales Tax Revenue Bonds ⁽³⁾	Aa2	AA
February 2014	Special Obligation Bonds	Aa2	AA-
April 2015	Water and Sewer Bonds ⁽⁴⁾	Aa2	AA

- (1) Moody’s Global Scale Rating, May 7, 2010.
- (2) Rating re-affirmed by Moody’s and Standard & Poor’s February 2014.
- (3) Standard and Poor’s upgrade September 2006.
- (4) Rating re-affirmed by Moody’s and upgraded by Standard & Poor’s April 2015.

Rating Definitions

An underlying rating is a published assessment of a particular debt issue’s credit quality absent credit enhancement.

Moody’s rates bond issues from “Aaa” to “C”. Bonds which are rated “Aaa” are judged to be of the highest quality, with minimal credit risk. Moody’s applies numerical modifiers 1, 2, and 3 in each rating classification from “Aa” through “Caa”. The modifier 1 indicates that the issue ranks in the higher end of the rating category; the modifier 2 indicates a mid-range ranking; and the modifier 3 indicates that the issue ranks in the lower end of the category.

Standard & Poor’s rates bond issues from “AAA” to “D”. Bonds which are rated “AAA” are considered to have extremely strong financial security characteristics. Standard and Poor’s applies modifiers of plus (+) or minus (-) signs following ratings from “AA” to “CCC”, which show relative standing within the major rating categories.

The following are rating assignments for high to medium grade securities:

Category	Moody’s	S&P
Prime Maximum Quality	Aaa	AAA
High Grade – High Quality	Aa1	AA+
	Aa2	AA
	Aa3	AA-
Upper Medium Grade	A1	A+
	A2	A
	A3	A-
Lower Medium Grade	Baa1	BBB+
	Baa2	BBB
	Baa3	BBB-

(1) Beginning in April 2010, Moody’s recalibrated its long-term U.S. Municipal ratings to its global rating scale. The global rating scale is used to rate sovereign, sub-sovereign, financial institution, project finance, structured finance and corporate obligations. This recalibration enhances the comparability of ratings across the Moody’s-rated universe. Upon recalibration Moody’s will maintain a single global scale rating system. (Source: Moody’s Rating Report – Recalibration of Moody’s U.S. Municipal Ratings to its Global Rating Scale, March 2010)



**SEMINOLE COUNTY GOVERNMENT
FY 2018/19 ADOPTED BUDGET DOCUMENT**

ADMINISTRATION DEPT

**17-92 COMMUNITY REDEVELOPMENT
ANIMAL SERVICES
BENEFITS
BOARD OF COUNTY COMMISSIONERS
COUNTY ATTORNEY
COUNTY MANAGER
E-911
ECONOMIC DEV & COMMUNITY RELATIONS
EMERGENCY MANAGEMENT
HUMAN RESOURCES
OFFICE OF ORGANIZATIONAL EXCELLENCE
TELECOMMUNICATIONS**

**SEMINOLE COUNTY GOVERNMENT
FY 2018/19 ADOPTED BUDGET DOCUMENT**

ADMINISTRATION DEPT

Department Message

County Administration consists of the areas of government that provide leadership and formulate policies that fulfill County government's responsibilities as identified in the County Charter, Florida Statutes, and the State Constitution, for the ultimate purpose of providing quality services to the citizens of Seminole County.

**SEMINOLE COUNTY GOVERNMENT
FY 2018/19 ADOPTED BUDGET DOCUMENT**

ADMINISTRATION DEPT

Department Goals/Objectives/Performance Measures

GOAL: PROVIDE RESPONSIBLE, RELIABLE AND EFFICIENT SERVICES TO CITIZENS AND STRIVE TO PRESERVE THE LIVES OF ALL ANIMALS.

Objective: Increase adoptions through extended adoption hours, adoptions offsite, in-house spay/neuters programs, front lobby renovations to include a pet viewing area, and enhanced advertising.

Performance Measure: # of dog and cat adoptions (does not include transfers to rescues)

FY17	FY18	FY19
<u>Actual</u>	<u>Actual</u>	<u>Projected</u>
1,936	2,007	2,400

Objective: Increase public education/awareness through participation in community events, school programs, recruitment of volunteers, and television/radio/print.

Performance Measure: # of activities conducted

FY17	FY18	FY19
<u>Actual</u>	<u>Actual</u>	<u>Projected</u>
97	234	250

Objective: Increase licensing and awareness through advertising, online payments, in-house processing, and reminder programs by mailers and emails.

Performance Measure: # of licenses issued

FY17	FY18	FY19
<u>Actual</u>	<u>Actual</u>	<u>Projected</u>
23,674	14,317	16,000

GOAL: TO MAINTAIN A RELIABLE AND ROBUST 911 SYSTEM AND TO SUPPORT OUR PUBLIC SAFETY ANSWERING CENTERS TO ENSURE ALL CITIZEN'S CALLS FOR HELP ARE ANSWERED.

Objective: Improve internal processes, where applicable, so as to increase efficiency as it relates to providing addressing services and resolution of addressing problems.

Performance Measure: # of projects (development review, permits, posting letters, new addresses, and readdresses)

FY17	FY18	FY19
<u>Actual</u>	<u>Actual</u>	<u>Projected</u>
4,781	4,895	7,200

**SEMINOLE COUNTY GOVERNMENT
FY 2018/19 ADOPTED BUDGET DOCUMENT**

ADMINISTRATION DEPT

Department Goals/Objectives/Performance Measures (CONT.)

Objective: To ensure the 911 Administration's business processes, tools and competencies support the effective delivery of high quality, socially responsible service.

Performance Measure: # of calls received / processed

FY17	FY18	FY19
<u>Actual</u>	<u>Actual</u>	<u>Projected</u>
213,909	203,544	210,863

GOAL: PLANNING, TRAINING, EXERCISING, AND COORDINATING RESOURCES TO READY OUR COMMUNITY FOR ANY EMERGENCY, WHILE PROMOTING A CULTURE OF PREPAREDNESS THAT WILL ENSURE SEMINOLE COUNTY IS A SAFE PLACE TO WORK, LIVE, AND PLAY.

Objective: Enhance current capabilities to prepare the community for all identified hazards.

Performance Measure: # of public education activities conducted

FY17	FY18	FY19
<u>Actual</u>	<u>Actual</u>	<u>Projected</u>
46	72	75

Performance Measure: # of disaster tabletop, function and full-scale exercises conducted

FY17	FY18	FY19
<u>Actual</u>	<u>Actual</u>	<u>Projected</u>
12	16	18

Performance Measure: # of trainings conducted

FY17	FY18	FY19
<u>Actual</u>	<u>Actual</u>	<u>Projected</u>
26	35	37

**SEMINOLE COUNTY GOVERNMENT
FY 2018/19 ADOPTED BUDGET DOCUMENT**

ADMINISTRATION DEPT

Department Goals/Objectives/Performance Measures (CONT.)

GOAL: TO MAINTAIN A RELIABLE AND INTEROPERABLE RADIO TELECOMMUNICATIONS SYSTEM FOR FIRST RESPONDERS AND GOVERNMENTAL STAFF THROUGHOUT ALL MUNICIPALITIES, SCHOOL DISTRICT, HIGHER EDUCATION INSTITUTIONS, AND COUNTY GOVERNMENT AGENCIES.

Objective: Enhance current capabilities to prepare the community for all identified hazards.

Performance Measure: # of completed work orders

FY17	FY18	FY19
<u>Actual</u>	<u>Actual</u>	<u>Projected</u>
1904	1934	4000

Objective: To maintain a qualified and technically educated staff to develop, repair, maintain, and support radio telecommunication services throughout the County.

Performance Measure: # of training courses completed

FY17	FY18	FY19
<u>Actual</u>	<u>Actual</u>	<u>Projected</u>
25	21	18

ADMINISTRATION

FUND TYPE - DIVISION	FY17 ACTUALS	FY18 ADOPTED BUDGET	FY19 ADOPTED BUDGET	VARIANCE	%
01 GENERAL FUNDS					
01 BOARD OF COUNTY COMMISSIONE	1,124,231	1,162,533	1,199,710	37,177	3%
01 COUNTY ATTORNEY	1,469,896	1,809,617	1,622,923	(186,694)	-10%
01 COUNTY MANAGER	1,126,856	1,199,874	2,587,122	1,387,248	116%
01 ECONOMIC DEV & COMMUNITY RE	2,587,579	3,069,227	3,005,828	(63,399)	-2%
01 HUMAN RESOURCES	902,781	860,833	987,745	126,911	15%
01 OFFICE OF EMERGENCY MGMT	5,943,606	6,172,408	6,463,151	290,743	5%
01 OFFICE OF ORGANIZATIONAL EX	141,914	248,620	152,430	(96,191)	-39%
01 GENERAL FUNDS Total	13,296,863	14,523,112	16,018,908	1,495,796	10%
02 REPLACEMENT FUNDS					
01 ECONOMIC DEV & COMMUNITY RE	21,681	0	0	0	
01 OFFICE OF EMERGENCY MGMT	0	80,465	204,251	123,786	154%
02 REPLACEMENT FUNDS Total	21,681	80,465	204,251	123,786	154%
03 AGENCY FUNDS					
01 OFFICE OF EMERGENCY MGMT	(9,643)	0	130,925	130,925	
03 AGENCY FUNDS Total	(9,643)	0	130,925	130,925	
06 FIRE DISTRICT FUNDS					
01 OFFICE OF EMERGENCY MGMT	0	0	0	0	
06 FIRE DISTRICT FUNDS Total	0	0	0	0	
08 TOURISM FUNDS					
01 ECONOMIC DEV & COMMUNITY RE	1,963,673	2,518,473	2,981,565	463,092	18%
08 TOURISM FUNDS Total	1,963,673	2,518,473	2,981,565	463,092	18%
11 GRANT FUNDS					
01 OFFICE OF EMERGENCY MGMT	1,077	(0)	0	0	-100%
11 GRANT FUNDS Total	1,077	(0)	0	0	-100%
14 EMERGENCY 911 FUNDS					
01 OFFICE OF EMERGENCY MGMT	2,244,711	2,003,014	1,971,018	(31,996)	-2%
14 EMERGENCY 911 FUNDS Total	2,244,711	2,003,014	1,971,018	(31,996)	-2%
15 CRA FUNDS					
01 COUNTY MANAGER	2,146,700	478,458	0	(478,458)	-100%
15 CRA FUNDS Total	2,146,700	478,458	0	(478,458)	-100%
18 CAPITAL FUNDS					
01 OFFICE OF EMERGENCY MGMT	0	0	0	0	
18 CAPITAL FUNDS Total	0	0	0	0	
22 INTERNAL SERVICE FUNDS					
01 HUMAN RESOURCES	(697,865)	21,313,572	24,468,026	3,154,454	15%
22 INTERNAL SERVICE FUNDS Total	(697,865)	21,313,572	24,468,026	3,154,454	15%
Grand Total	18,967,197	40,917,094	45,774,693	4,857,599	12%

SEMINOLE COUNTY GOVERNMENT FY 2018/19 ADOPTED BUDGET DOCUMENT

ADMINISTRATION DEPT

17-92 Community Redevelopment

Program Message

The US 17-92 Community Redevelopment Area was a special district established in 1997 to assist in the “revitalization” of one of the County’s major thoroughfares. This designation of this special district helped eliminate blight caused by abandoned or unsafe buildings, code violations, or irregular parcels with the purpose of improving economic vitality and enhancing the image and appearance of the corridor. The US 17-92 CRA program was implemented under the direction of the Seminole County Board of County Commissioners, who served as the members of the US 17-92 Community Redevelopment Agency (CRA). The cities of Casselberry, Lake Mary, Sanford and Winter Springs participated in the US 17-92 CRA program by serving on the US 17-92 Redevelopment Planning Agency (RPA). The US 17-92 RPA was created in 1998 and served as the primary advisory committee to the US 17-92 CRA.

The US 17-92 CRA program was guided by a series of redevelopment plans specific to each area of the corridor. The US 17-92 Corridor Redevelopment Plan, adopted by the County and the participating cities in 1997, contained goals and objectives related to land use planning, infrastructure and services, land development regulations, economic development, housing and aesthetic design. Each year, an annual activity plan containing a list of projects consistent with the goals and objectives of the US 17 -92 Corridor Redevelopment Plan, was prepared by the US 17-92 RPA and forwarded to the US 17-92 CRA for final approval and funding authorization.

The US 17-92 CRA program was funded through the US 17-92 Redevelopment Trust Fund. The Trust Fund utilized tax increment financing to fund the implementation of the Redevelopment Plan. Tax increment financing relied on annual tax revenues generated from the appreciation of property values within the CRA above an established base level (1997). Consequently, as the property values increased within the redevelopment area, the tax increment revenues dedicated to the CRA also increased. The participating cities and the County each made an annual tax increment contribution to the US 17-92 Redevelopment Trust Fund.

Over its 30-year lifespan, the CRA supported 93 projects, 85 of which have been completed. More than \$20 million has been invested in CRA projects and property values within the US 17-92 CRA corridor have increased by 108% since inception in 1997. Current total value of properties estimated at more than \$517,000,000 (base year value of \$247,752,571). Last year, the Florida Avenue and Spartan Road projects were completed. The US 17-92 Community Redevelopment Area was extended in 2007 and expired in 2017.

The program provides the following services:

- Development Liaison and Expedited Permitting
- Public Spaces and Streetscape Improvement
- Existing Small Business Support
- Facility Location
- Redevelopment Partnership
- Small Business Property Improvement

ADMINISTRATION

PROGRAM - ACCT MAJOR - OBJECT ACCT	FY17 ACTUALS	FY18 ADOPTED BUDGET	FY19 ADOPTED BUDGET	VARIANCE	%
01 17-92 COMMUNITY REDEVELOPME					
510 PERSONNEL SERVICES					
510120 REGULAR SALARIES & WAGES	77,276	100,589	0	(100,589)	-100%
510150 SPECIAL PAY	990	990	0	(990)	-100%
510210 SOCIAL SECURITY MATCHING	5,731	7,672	0	(7,672)	-100%
510220 RETIREMENT CONTRIBUTIONS	10,526	13,058	0	(13,058)	-100%
510230 HEALTH AND LIFE INSURANCE	12,423	18,119	0	(18,119)	-100%
510240 WORKERS COMPENSATION	224	271	0	(271)	-100%
510 PERSONNEL SERVICES Total	107,171	140,699	0	(140,699)	-100%
530 OPERATING EXPENDITURES					
530310 PROFESSIONAL SERVICES	225,542	0	0	0	
530400 TRAVEL AND PER DIEM	0	0	0	0	
530401 TRAVEL - TRAINING RELATED	0	800	0	(800)	-100%
530420 TRANSPORTATION	0	0	0	0	
530430 UTILITIES	9,533	15,000	0	(15,000)	-100%
530460 REPAIRS AND MAINTENANCE	15,846	92,000	0	(92,000)	-100%
530470 PRINTING AND BINDING	0	0	0	0	
530480 PROMOTIONAL ACTIVITIES	0	0	0	0	
530490 OTHER CHARGES/OBLIGATIONS	118	300	0	(300)	-100%
530510 OFFICE SUPPLIES	70	250	0	(250)	-100%
530520 OPERATING SUPPLIES	135	250	0	(250)	-100%
530540 BOOKS, DUES PUBLICATIONS	545	575	0	(575)	-100%
530550 TRAINING	0	400	0	(400)	-100%
530 OPERATING EXPENDITURES Total	251,788	109,575	0	(109,575)	-100%
540 INTERNAL SERVICE CHARGES					
540101 OTHER CHRGS/OB-INTERNAL	0	0	0	0	
540202 INTERNAL SERVICE FEES	0	0	0	0	
540 INTERNAL SERVICE CHARGES Total	0	0	0	0	
560 CAPITAL OUTLAY					
560650 CONSTRUCTION IN PROGRESS	0	0	0	0	
560680 CONSTRUCTION & DESIGN	0	0	0	0	
560 CAPITAL OUTLAY Total	0	0	0	0	
580 GRANTS & AIDS					
580811 AID TO GOVT AGENCIES	717,120	228,184	0	(228,184)	-100%
580821 AID TO PRIVATE ORGANIZATIONS	1,070,621	0	0	0	
580 GRANTS & AIDS Total	1,787,741	228,184	0	(228,184)	-100%
590 INTERFUND TRANSFERS OUT					
590910 TRANSFER TO FUND 00100	0	0	0	0	
590 INTERFUND TRANSFERS OUT Total	0	0	0	0	
01 17-92 COMMUNITY REDEVELOPME Total	2,146,700	478,458	0	(478,458)	-100%

**SEMINOLE COUNTY GOVERNMENT
FY 2018/19 ADOPTED BUDGET DOCUMENT**

ADMINISTRATION DEPT

Animal Services

Program Message

The Animal Services Program is charged with the enforcement of the Seminole County Code, Chapter 20, Animals and Fowl, while providing shelter to the lost, stray and unwanted animals in Seminole County. To provide for the health and safety of the citizens of Seminole County and their pets, through the active enforcement of local ordinances and adherence to State laws, to provide for the humane sheltering and disposition of stray and unwanted animals and to promote responsible pet ownership and animal welfare through community education, adoption and outreach programs.

This program contains the following service(s) which have the ultimate purpose of protecting the health and safety of the public, while providing humane services to the animal population through the enforcement of applicable laws and ordinances:

- Animal Shelter Operations
- Dispatch and Field Operations
- Coordination of Volunteer and Foster Care Programs
- Customer Support, Education and Outreach

ADMINISTRATION

PROGRAM - ACCT MAJOR - OBJECT ACCT	FY17 ACTUALS	FY18 ADOPTED BUDGET	FY19 ADOPTED BUDGET	VARIANCE	%
01 ANIMAL SERVICES					
340 CHARGES FOR SERVICES					
346400 ANIMAL CONTROL	0	0	0	0	
340 CHARGES FOR SERVICES Total	0	0	0	0	
360 MISCELLANEOUS REVENUES					
366100 CONTRIBUTIONS & DONATIONS	(24,445)	(20,000)	(20,000)	0	0%
369900 MISCELLANEOUS-OTHER	(42)	0	0	0	
369910 COPYING FEES	(107)	0	0	0	
369925 CC CONVENIENCE FEES	(123)	0	0	0	
360 MISCELLANEOUS REVENUES Total	(24,716)	(20,000)	(20,000)	0	0%
399 FUND BALANCE					
399999 BEGINNING FUND BALANCE	0	0	0	0	
399 FUND BALANCE Total	0	0	0	0	
510 PERSONNEL SERVICES					
510120 REGULAR SALARIES & WAGES	1,014,715	1,096,791	1,121,712	24,921	2%
510140 OVERTIME	90,497	72,562	72,562	0	0%
510150 SPECIAL PAY	1,950	2,400	1,200	(1,200)	-50%
510210 SOCIAL SECURITY MATCHING	81,344	88,758	95,187	6,429	7%
510220 RETIREMENT CONTRIBUTIONS	87,066	94,072	105,205	11,133	12%
510230 HEALTH AND LIFE INSURANCE	291,234	315,458	396,671	81,213	26%
510240 WORKERS COMPENSATION	13,495	16,301	18,133	1,831	11%
510 PERSONNEL SERVICES Total	1,580,301	1,686,342	1,810,669	124,327	7%
530 OPERATING EXPENDITURES					
530310 PROFESSIONAL SERVICES	100,744	174,400	33,600	(140,800)	-81%
530340 OTHER SERVICES	0	1,700	1,700	0	0%
530400 TRAVEL AND PER DIEM	1,295	1,750	1,000	(750)	-43%
530401 TRAVEL - TRAINING RELATED	2,618	2,100	2,100	0	0%
530439 UTILITIES-OTHER	16,937	20,500	19,600	(900)	-4%
530450 INSURANCE	0	0	41,976	41,976	
530460 REPAIRS AND MAINTENANCE	9,061	10,620	10,620	0	0%
530470 PRINTING AND BINDING	1,863	2,000	3,000	1,000	50%
530480 PROMOTIONAL ACTIVITIES	1,120	1,500	1,500	0	0%
530490 OTHER CHARGES/OBLIGATIONS	14,258	13,100	11,100	(2,000)	-15%
530499 CHARGES/OBLIGATIONS-CONTINGENC	0	20,000	150,925	130,925	655%
530510 OFFICE SUPPLIES	2,979	3,000	3,000	0	0%
530520 OPERATING SUPPLIES	145,590	156,850	188,700	31,850	20%
530521 EQUIPMENT \$1000-\$4999	0	0	0	0	
530522 OPERATING SUPPLIES-TECHNOLOGY	18,704	21,792	23,334	1,542	7%
530540 BOOKS, DUES PUBLICATIONS	599	950	950	0	0%
530550 TRAINING	3,075	5,050	5,050	0	0%
530 OPERATING EXPENDITURES Total	318,842	435,312	498,155	62,843	14%
540 INTERNAL SERVICE CHARGES					
540101 OTHER CHRGS/OB-INTERNAL	182,028	183,843	212,649	28,807	16%
540102 OTHER CHRGS/ADMIN FEE CONTRA	136,004	0	0	0	
540201 INTERNAL SER FEES-INSURANCE	53,765	40,124	0	(40,124)	-100%
540202 INTERNAL SERVICE FEES	0	7,673	7,097	(576)	-8%
540 INTERNAL SERVICE CHARGES Total	371,797	231,639	219,746	(11,894)	-5%
560 CAPITAL OUTLAY					
560620 BUILDINGS	0	50,000	0	(50,000)	-100%
560630 IMPROVEMENTS OTH THAN BLD	0	0	0	0	
560642 EQUIPMENT >\$4999	0	32,611	172,644	140,033	429%

ADMINISTRATION

PROGRAM - ACCT MAJOR - OBJECT ACCT	FY17 ACTUALS	FY18 ADOPTED BUDGET	FY19 ADOPTED BUDGET	VARIANCE	%
560650 CONSTRUCTION IN PROGRESS	0	0	0	0	
560 CAPITAL OUTLAY Total	0	82,611	172,644	90,033	109%
01 ANIMAL SERVICES Total	2,246,224	2,415,904	2,681,214	265,309	11%

**SEMINOLE COUNTY GOVERNMENT
FY 2018/19 ADOPTED BUDGET DOCUMENT**

ADMINISTRATION DEPT

Benefits

Program Message

Benefits administers the overall health and wellness programs for the employees of Seminole County Government.

The program provides the following services:

- Management of the Self-Insured Health Plan
- Organization of the Employees Benefits Annual Open Enrollment
- Management of the Annual Wellness Program (Physical/Biometrics/Tobacco non-use)
- Coordination of the retirement process, FRS and deferred compensation providers

ADMINISTRATION

PROGRAM - ACCT MAJOR - OBJECT ACCT	FY17 ACTUALS	FY18 ADOPTED BUDGET	FY19 ADOPTED BUDGET	VARIANCE	%
01 BENEFITS					
340 CHARGES FOR SERVICES					
341220 BOCC INSURANCE EMPLOYER	(14,408,352)	0	0	0	
341230 BOCC INSURANCE EMPLOYEE	(2,707,225)	0	0	0	
341240 BOCC INSURANCE RETIREE	(758,870)	0	0	0	
341250 BOCC INSURANCE COBRA	(15,559)	0	0	0	
341260 TAX COLLECTOR INSURANCE	(1,038,690)	0	0	0	
341265 PROPERTY APPRAISER INSURANCE	(835,691)	0	0	0	
341270 SUPERVISOR OF ELECTIONS INSUR	(185,496)	0	0	0	
341280 PORT AUTHORITY INSURANCE	(50,358)	0	0	0	
341285 CASSELBERRY INS EMPLOYEE PREMS	0	0	0	0	
341290 BOCC HEALTH PROGRAM	(60,595)	0	0	0	
340 CHARGES FOR SERVICES Total	(20,060,836)	0	0	0	
360 MISCELLANEOUS REVENUES					
361100 INTEREST ON INVESTMENTS	0	0	0	0	
366100 CONTRIBUTIONS & DONATIONS	0	0	(80,000)	(80,000)	
369900 MISCELLANEOUS-OTHER	0	(75,000)	0	75,000	-100%
369935 REIMBURSEMENTS - REBATES	(471,290)	0	0	0	
360 MISCELLANEOUS REVENUES Total	(471,290)	(75,000)	(80,000)	(5,000)	7%
399 FUND BALANCE					
399999 BEGINNING FUND BALANCE	0	0	0	0	
399 FUND BALANCE Total	0	0	0	0	
510 PERSONNEL SERVICES					
510120 REGULAR SALARIES & WAGES	102,845	191,350	199,710	8,360	4%
510140 OVERTIME	540	0	0	0	
510150 SPECIAL PAY	511	825	825	0	0%
510210 SOCIAL SECURITY MATCHING	7,263	14,537	15,278	740	5%
510220 RETIREMENT CONTRIBUTIONS	11,384	18,478	20,896	2,418	13%
510230 HEALTH AND LIFE INSURANCE	57,010	48,862	50,824	1,961	4%
510240 WORKERS COMPENSATION	242	513	459	(54)	-10%
510 PERSONNEL SERVICES Total	179,795	274,566	287,992	13,426	5%
530 OPERATING EXPENDITURES					
530310 PROFESSIONAL SERVICES	85,250	106,960	107,460	500	0%
530340 OTHER SERVICES	769,430	865,391	862,841	(2,550)	0%
530400 TRAVEL AND PER DIEM	0	1,050	1,050	0	0%
530420 TRANSPORTATION	(633)	0	0	0	
530440 RENTAL AND LEASES	0	404	404	0	0%
530450 INSURANCE	997,291	1,255,452	1,265,298	9,846	1%
530451 BOCC INSURANCE CLAIMS	14,726,730	14,883,063	17,280,000	2,396,937	16%
530452 OTHER ENTITY INSURANCE CLAIMS	2,873,530	3,616,937	4,320,000	703,063	19%
530460 REPAIRS AND MAINTENANCE	0	10,000	10,000	0	0%
530490 OTHER CHARGES/OBLIGATIONS	6,851	127,452	127,452	0	0%
530510 OFFICE SUPPLIES	59	250	250	0	0%
530520 OPERATING SUPPLIES	4,016	7,350	7,350	0	0%
530521 EQUIPMENT \$1000-\$4999	6,500	25,000	17,500	(7,500)	-30%
530540 BOOKS, DUES PUBLICATIONS	395	500	500	0	0%
530550 TRAINING	0	1,400	1,400	0	0%
530 OPERATING EXPENDITURES Total	19,469,420	20,901,209	24,001,505	3,100,296	15%
540 INTERNAL SERVICE CHARGES					
540101 OTHER CHRGS/OB-INTERNAL	0	2,576	2,586	10	0%
540102 OTHER CHRGS/ADMIN FEE CONTRA	185,045	210,000	255,752	45,752	22%
540202 INTERNAL SERVICE FEES	0	221	191	(30)	-14%
540 INTERNAL SERVICE CHARGES Total	185,045	212,797	258,529	45,731	21%

ADMINISTRATION

PROGRAM - ACCT MAJOR - OBJECT ACCT	FY17 ACTUALS	FY18 ADOPTED BUDGET	FY19 ADOPTED BUDGET	VARIANCE	%
560 CAPITAL OUTLAY					
560642 EQUIPMENT >\$4999	0	0	0	0	
560 CAPITAL OUTLAY Total	0	0	0	0	
590 INTERFUND TRANSFERS OUT					
590910 TRANSFER TO FUND 00100	0	0	0	0	
590 INTERFUND TRANSFERS OUT Total	0	0	0	0	
01 BENEFITS Total	(697,865)	21,313,572	24,468,026	3,154,454	15%

SEMINOLE COUNTY GOVERNMENT FY 2018/19 ADOPTED BUDGET DOCUMENT

ADMINISTRATION DEPT

Board of County Commissioners

Program Message

Board of County Commissioners - A five member Board elected by the voters to represent the County's five districts. Elected by the County at large, each serves a four-year term and the terms are staggered. The Board is the legislative Branch of County government and individual Commissioners serve as both legislative officers and fiscal representatives of the County. The Board is charged with governing the jurisdiction of Seminole County per applicable Florida Statutes. Acting in good faith and within their statutory authority, the Commissioners have wide discretion.

The Board takes official action through creation of policies, ordinances and resolutions at advertised public hearings and public meetings, and conducts worksessions as needed to discuss matters of general importance to the County.

The Board of County Commissioners provide the following services:

- Set policies for the operation of County government in order to provide services to the public which are cost effective, efficient in delivery, and add value to the community
- Communicate with the Public to ensure that County policies reflect the interests of the citizens
- Provide information to the public to keep them informed of Seminole County's policies, services and direction
- Participate in community organizations so that policy decisions are made with as much information as possible

ADMINISTRATION

PROGRAM - ACCT MAJOR - OBJECT ACCT	FY17 ACTUALS	FY18 ADOPTED BUDGET	FY19 ADOPTED BUDGET	VARIANCE	%
01 BOARD OF COUNTY COMMISSIONE					
510 PERSONNEL SERVICES					
510110 EXECUTIVE SALARIES	401,597	409,603	418,542	8,939	2%
510120 REGULAR SALARIES & WAGES	287,722	306,748	301,344	(5,404)	-2%
510140 OVERTIME	20	0	0	0	
510150 SPECIAL PAY	600	600	600	0	0%
510210 SOCIAL SECURITY MATCHING	50,700	54,258	54,388	129	0%
510220 RETIREMENT CONTRIBUTIONS	182,388	195,803	207,300	11,497	6%
510230 HEALTH AND LIFE INSURANCE	112,294	126,315	146,786	20,471	16%
510240 WORKERS COMPENSATION	1,382	1,915	1,635	(280)	-15%
510 PERSONNEL SERVICES Total	1,036,704	1,095,242	1,130,595	35,353	3%
530 OPERATING EXPENDITURES					
530310 PROFESSIONAL SERVICES	0	0	0	0	
530400 TRAVEL AND PER DIEM	1,613	9,500	9,500	0	0%
530470 PRINTING AND BINDING	0	125	125	0	0%
530490 OTHER CHARGES/OBLIGATIONS	0	425	425	0	0%
530510 OFFICE SUPPLIES	1,436	1,500	1,500	0	0%
530520 OPERATING SUPPLIES	0	500	500	0	0%
530540 BOOKS, DUES PUBLICATIONS	1,539	10,000	10,000	0	0%
530550 TRAINING	0	0	0	0	
530 OPERATING EXPENDITURES Total	4,588	22,050	22,050	0	0%
540 INTERNAL SERVICE CHARGES					
540101 OTHER CHRGS/OB-INTERNAL	32,517	41,736	43,928	2,191	5%
540102 OTHER CHRGS/ADMIN FEE CONTRA	50,423	0	0	0	
540202 INTERNAL SERVICE FEES	0	3,505	3,137	(368)	-10%
540 INTERNAL SERVICE CHARGES Total	82,940	45,241	47,065	1,824	4%
01 BOARD OF COUNTY COMMISSIONE Total	1,124,231	1,162,533	1,199,710	37,177	3%

SEMINOLE COUNTY GOVERNMENT FY 2018/19 ADOPTED BUDGET DOCUMENT

ADMINISTRATION DEPT

County Attorney

Program Message

The County Attorney's Office provides quality legal services in a timely manner to the Board of County Commissioners, the County Manager's Office, Departments, boards and in limited areas, upon request of elected Constitutional Officers.

The County Attorney's Office provides the following services:

- Advise all BCC members and County staff on all County legal matters.
- Drafting of legal opinions, ordinances, resolutions, contracts and other legal documents.
- Carry out ethics, public records and sunshine training for employees and new employee orientation.
- Carry out and/or monitor all litigation to which the County is a party, while attempting to resolve all disputes through settlement negotiations and mediations.
- Participate in a direct or support capacity to accomplish County and departmental projects in accordance with priorities established by the Board of County Commissioners and the County Manager's Office.

ADMINISTRATION

PROGRAM - ACCT MAJOR - OBJECT ACCT	FY17 ACTUALS	FY18 ADOPTED BUDGET	FY19 ADOPTED BUDGET	VARIANCE	%
01 COUNTY ATTORNEY					
510 PERSONNEL SERVICES					
510120 REGULAR SALARIES & WAGES	912,742	1,189,522	977,806	(211,716)	-18%
510130 OTHER PERSONAL SERVICES	0	0	0	0	
510140 OVERTIME	1,263	0	0	0	
510150 SPECIAL PAY	0	0	2,400	2,400	
510210 SOCIAL SECURITY MATCHING	61,309	90,296	93,927	3,632	4%
510220 RETIREMENT CONTRIBUTIONS	123,680	150,369	163,184	12,815	9%
510230 HEALTH AND LIFE INSURANCE	138,631	182,310	188,215	5,905	3%
510240 WORKERS COMPENSATION	1,850	2,636	2,087	(548)	-21%
510 PERSONNEL SERVICES Total	1,239,475	1,615,132	1,427,620	(187,512)	-12%
530 OPERATING EXPENDITURES					
530310 PROFESSIONAL SERVICES	47,378	45,204	45,204	0	0%
530330 COURT REPORTER SERVICES	0	3,000	3,000	0	0%
530400 TRAVEL AND PER DIEM	29	2,200	2,200	0	0%
530401 TRAVEL - TRAINING RELATED	4,161	4,000	4,000	0	0%
530420 TRANSPORTATION	70	200	200	0	0%
530460 REPAIRS AND MAINTENANCE	0	500	500	0	0%
530470 PRINTING AND BINDING	3,546	7,200	7,200	0	0%
530490 OTHER CHARGES/OBLIGATIONS	47	200	200	0	0%
530510 OFFICE SUPPLIES	10,665	4,000	4,000	0	0%
530520 OPERATING SUPPLIES	466	500	500	0	0%
530540 BOOKS, DUES PUBLICATIONS	41,107	49,183	49,183	0	0%
530550 TRAINING	4,276	6,600	6,600	0	0%
530 OPERATING EXPENDITURES Total	111,746	122,787	122,787	0	0%
540 INTERNAL SERVICE CHARGES					
540101 OTHER CHRGS/OB-INTERNAL	53,340	65,882	67,187	1,305	2%
540102 OTHER CHRGS/ADMIN FEE CONTRA	65,335	0	0	0	
540201 INTERNAL SER FEES-INSURANCE	0	0	0	0	
540202 INTERNAL SERVICE FEES	0	5,816	5,329	(487)	-8%
540 INTERNAL SERVICE CHARGES Total	118,675	71,698	72,516	818	1%
01 COUNTY ATTORNEY Total	1,469,896	1,809,617	1,622,923	(186,694)	-10%

SEMINOLE COUNTY GOVERNMENT FY 2018/19 ADOPTED BUDGET DOCUMENT

ADMINISTRATION DEPT

County Manager

Program Message

The County Manager's Office purpose is to provide leadership, encourage and stimulate excellence throughout the organization to ensure the efficient and effective delivery of public services to Seminole County residents in accordance with the overall policy of the Board of County Commissioners.

The County Managers Office provides the following services:

- Ensure the delivery of quality and timely services to Seminole County residents in accordance with the overall policy of the Board of County Commissioners
- Cultivate, throughout the organization, a continuous improvement mindset and a customer service attitude that strives to anticipate, meet and exceed customer expectations
- Facilitate communication across the organization
- Provide information to the public regarding County services
- Establish a partnership with the private sector in facilitating economic development and job creation in Seminole County
- Ensure long-term fiscal sustainability

ADMINISTRATION

PROGRAM - ACCT MAJOR - OBJECT ACCT	FY17 ACTUALS	FY18 ADOPTED BUDGET	FY19 ADOPTED BUDGET	VARIANCE	%
01 COUNTY MANAGER					
380 OTHER SOURCES					
388110 SALE OF CAPITAL ASSETS	0	0	0	0	
380 OTHER SOURCES Total	0	0	0	0	
510 PERSONNEL SERVICES					
510120 REGULAR SALARIES & WAGES	616,624	637,772	650,400	12,628	2%
510140 OVERTIME	1,864	0	0	0	
510150 SPECIAL PAY	10,980	7,200	7,200	0	0%
510210 SOCIAL SECURITY MATCHING	40,893	48,306	49,756	1,449	3%
510220 RETIREMENT CONTRIBUTIONS	114,180	120,097	130,841	10,744	9%
510230 HEALTH AND LIFE INSURANCE	72,054	87,966	105,207	17,240	20%
510240 WORKERS COMPENSATION	1,305	1,705	1,496	(209)	-12%
510 PERSONNEL SERVICES Total	857,900	903,046	944,898	41,852	5%
530 OPERATING EXPENDITURES					
530310 PROFESSIONAL SERVICES	0	0	0	0	
530340 OTHER SERVICES	132,000	140,000	140,000	0	0%
530400 TRAVEL AND PER DIEM	655	2,250	2,250	0	0%
530470 PRINTING AND BINDING	0	0	0	0	
530490 OTHER CHARGES/OBLIGATIONS	1,194	2,500	2,500	0	0%
530510 OFFICE SUPPLIES	200	1,000	1,000	0	0%
530520 OPERATING SUPPLIES	873	1,000	1,000	0	0%
530540 BOOKS, DUES PUBLICATIONS	59,198	66,253	66,253	0	0%
530 OPERATING EXPENDITURES Total	194,119	213,003	213,003	0	0%
540 INTERNAL SERVICE CHARGES					
540101 OTHER CHRGS/OB-INTERNAL	39,392	78,221	74,141	(4,080)	-5%
540102 OTHER CHRGS/ADMIN FEE CONTRA	35,444	0	0	0	
540202 INTERNAL SERVICE FEES	0	5,603	5,080	(524)	-9%
540 INTERNAL SERVICE CHARGES Total	74,837	83,824	79,221	(4,604)	-5%
560 CAPITAL OUTLAY					
560610 LAND	0	0	150,000	150,000	
560630 IMPROVEMENTS OTH THAN BLD	0	0	0	0	
560650 CONSTRUCTION IN PROGRESS	0	0	1,200,000	1,200,000	
560 CAPITAL OUTLAY Total	0	0	1,350,000	1,350,000	
580 GRANTS & AIDS					
580811 AID TO GOVT AGENCIES	0	0	0	0	
580 GRANTS & AIDS Total	0	0	0	0	
01 COUNTY MANAGER Total	1,126,856	1,199,874	2,587,122	1,387,248	116%

SEMINOLE COUNTY GOVERNMENT FY 2018/19 ADOPTED BUDGET DOCUMENT

ADMINISTRATION DEPT

E-911

Program Message

The 911 Administration encompasses 911 GIS mapping support, 911 operator training, administration of 911 services and equipment in support of all 911 centers in Seminole County; these centers include Seminole County Sheriff, Seminole County Fire/EMS Communications and Winter Springs P.D. Communications.

The Addressing Office maintains all addresses throughout Seminole County. This information is used for 911 emergency response purposes, building and planning, utilities, code enforcement, and mail. Addressing staff directly address for unincorporated Seminole County and the cities of Casselberry, Lake Mary, and Longwood. All other cities address in partnership with Seminole County Addressing. New development projects and building permits are reviewed for assigning addresses and ensuring the correct address is being used.

Initiatives: Create and update GIS layers and Master Street Address Guide (MSAG) for Next Generation 911 Compliance

Create new Street Centerline Schema and verify against National Emergency Number Association (NENA) standards

Complete cross reference and matching all GIS addresses for every jurisdiction with the emergency services address data.

Enhance County Addressing Ordinance to develop uniformed code for addressing throughout the County

The program provides the following services:

- Provide oversight of training for PSAP Operators in various issues
- Ensures compliance with State Statutes regarding 911
- Administers the monies collected from the 911 surcharge fees
- Insures PSAP equipment works correctly and efficiently
- Evaluation and design of new equipment and networks for 911
- Work with addressing authorities, telephone companies and GIS personnel to ensure an accurate 911 database
- Review and address all new development with unincorporated Seminole County as well as the cities of Longwood, Casselberry and Lake Mary
- Maintain a comprehensive address point GIS layer for the entire county
- Investigate and review all address discrepancies within the county

ADMINISTRATION

PROGRAM - ACCT MAJOR - OBJECT ACCT	FY17 ACTUALS	FY18 ADOPTED BUDGET	FY19 ADOPTED BUDGET	VARIANCE	%
01 E-911					
330 INTERGOVERNMENTAL REVENUE					
335220 E911 WIRELESS	(50,000)	0	0	0	
335225 E911 NON WIRELESS	0	0	0	0	
330 INTERGOVERNMENTAL REVENUE Total	(50,000)	0	0	0	
340 CHARGES FOR SERVICES					
341910 ADDRESSING FEES	(23,235)	0	0	0	
340 CHARGES FOR SERVICES Total	(23,235)	0	0	0	
510 PERSONNEL SERVICES					
510120 REGULAR SALARIES & WAGES	340,541	364,620	364,666	47	0%
510140 OVERTIME	16,686	1,560	1,560	(0)	0%
510150 SPECIAL PAY	0	0	0	0	
510210 SOCIAL SECURITY MATCHING	26,122	25,854	28,016	2,163	8%
510220 RETIREMENT CONTRIBUTIONS	30,705	29,690	33,543	3,853	13%
510230 HEALTH AND LIFE INSURANCE	79,987	85,105	105,083	19,978	23%
510240 WORKERS COMPENSATION	3,854	912	842	(70)	-8%
510 PERSONNEL SERVICES Total	497,895	507,741	533,711	25,970	5%
530 OPERATING EXPENDITURES					
530310 PROFESSIONAL SERVICES	0	6,000	0	(6,000)	-100%
530400 TRAVEL AND PER DIEM	1,720	100	100	0	0%
530401 TRAVEL - TRAINING RELATED	716	7,280	9,080	1,800	25%
530410 COMMUNICATIONS	547,431	770,245	772,245	2,000	0%
530450 INSURANCE	0	0	256	256	
530460 REPAIRS AND MAINTENANCE	213,686	201,428	201,428	0	0%
530480 PROMOTIONAL ACTIVITIES	0	5,000	5,000	0	0%
530490 OTHER CHARGES/OBLIGATIONS	50	0	0	0	
530510 OFFICE SUPPLIES	336	1,145	1,145	0	0%
530520 OPERATING SUPPLIES	676	1,800	1,800	0	0%
530521 EQUIPMENT \$1000-\$4999	0	0	0	0	
530522 OPERATING SUPPLIES-TECHNOLOGY	14,952	18,004	18,004	0	0%
530540 BOOKS, DUES PUBLICATIONS	548	1,080	1,320	240	22%
530550 TRAINING	7,380	7,050	7,050	0	0%
530 OPERATING EXPENDITURES Total	787,495	1,019,132	1,017,428	(1,704)	0%
540 INTERNAL SERVICE CHARGES					
540101 OTHER CHRGS/OB-INTERNAL	13,432	88,400	92,609	4,209	5%
540102 OTHER CHRGS/ADMIN FEE CONTRA	13,659	0	0	0	
540201 INTERNAL SER FEES-INSURANCE	65	0	0	0	
540202 INTERNAL SERVICE FEES	0	3,814	3,541	(273)	-7%
540 INTERNAL SERVICE CHARGES Total	27,156	92,214	96,150	3,936	4%
560 CAPITAL OUTLAY					
560642 EQUIPMENT >\$4999	0	48,500	19,415	(29,085)	-60%
560650 CONSTRUCTION IN PROGRESS	646,870	0	0	0	
560 CAPITAL OUTLAY Total	646,870	48,500	19,415	(29,085)	-60%
580 GRANTS & AIDS					
580811 AID TO GOVT AGENCIES	129,010	119,388	119,388	0	0%
580 GRANTS & AIDS Total	129,010	119,388	119,388	0	0%
596 TRANSFERS TO CONSTITUTIONA					
590963 TRANSFER TO THE SHERIFF	425,000	425,000	425,000	0	0%
596 TRANSFERS TO CONSTITUTIONA Total	425,000	425,000	425,000	0	0%
01 E-911 Total	2,440,191	2,211,974	2,211,092	(883)	0%

SEMINOLE COUNTY GOVERNMENT FY 2018/19 ADOPTED BUDGET DOCUMENT

ADMINISTRATION DEPT

Economic Development & Community Relations

Program Message

Economic Development: Economic Development is committed to Seminole County's economic growth and works directly with businesses while utilizing strategic partnerships to strengthen Seminole County's economy and create new employment opportunities.

The primary focus of the Economic Development Division is the creation of high-wage jobs and recruitment of targeted businesses. Diverse job opportunities for Seminole County residents is essential to our community's future prosperity. In FY2017/2018, Economic Development continued to work toward this goal by strengthening our economy through strategic partnerships, business development services, business retention and expansion programs and professional and technical outreach. Key relationships include: Seminole State College Center for Economic Development, the Orlando Economic Partnerships, Prospera, Seminole County's four Chambers of Commerce, and the University of Central Florida Business Incubation Program. Collaborations with these organizations resulted in more than 300 local business start-ups last year.

Seminole County supported four economic development projects, which created 470 new jobs with an average annual wage of \$51,363 and a capital investment of \$19.4 million. Industries recruited to the county include: information technology, manufacturing, and business and financial services.

Project	Industry	Jobs Created	Average Wage	Capital Investment
Superion	Info Tech	355	\$55,177	\$12M
Next Horizon	Info Tech	20	\$65,360	\$1.9M
QuantumFlo	Manufacturing	25	\$49,000	\$2.5M
Benada	Manufacturing	35	\$35,914	\$2.7M

Business retention and expansion programs continue to be a primary focus for Seminole County Economic Development. Forty individual business interviews were executed this year, and 22 local businesses were highlighted at our Board of County Commission meetings as a way of saying "Thank You" for doing business in Seminole County. The Seminole County Economic Development and Education Network hosted four events that focused on workforce development opportunities in manufacturing, event management and marketing, agriculture, and Cleantech industries.

SEMINOLE COUNTY GOVERNMENT FY 2018/19 ADOPTED BUDGET DOCUMENT

ADMINISTRATION DEPT

Economic Development & Community Relations (CONT.)

Program Message

Community Information: Community Information manages external communication efforts for Seminole County Government with the primary goal of effective outreach to County residents.

Community Information is responsible for ensuring Seminole County has an informed citizenry by providing an unimpeded flow of factual, unbiased information related to the County, local governmental agencies and government partners. Community information manages relationships with members of the media and coordinates the fulfillment of their requests. Additionally, Community Information oversees external communication efforts including: social media efforts, County website, You Tube, newsletters, the County Manager's annual report, and the State of the County address.

SGTV airs Board of County Commission meetings and produces original programming videos in partnership with County departments. Graphics provides professional design, artwork and photography services for internal and external County communication materials.

Tourism: Seminole County Tourism serves as the local resource for Seminole County's visitors, providing information, resources, and support for the hospitality and tourism industry. The CVB manages requests related to conferences and events, the leisure traveler, sporting events, and serves as a liaison to Seminole County's hotel, attraction, and food & beverage industries. Seminole County Tourism is responsible for marketing Seminole County throughout the southeast, therefore staff manages several marketing initiatives. Additionally, the CVB serves as the internal administrator for the Seminole County Tourist Development Council.

FY 2017/18 was another record-breaking year for Seminole County tourism. Our Seminole County hotels maintained an average year-to-date hotel occupancy of 75%, the highest in more than 10 years.

- Occupancy (through 8/2018): 75% occupancy (2018 average)
- Average Daily Rate (through 8/2018): \$103.73 (2018 average)
- Total Room nights (through 8/2018): 1,258,163 (running 12 months)
- Total TDT collections (through 7/2018): \$5M (this will increase based on Aug/Sept)
- Total TDT collections % increase over FY17/18: 9% increase

Seminole County athletic venues hosted more than 100 tournaments with 4,770 participating teams, 130,000 spectators, and 220,000 total visitors. These tournaments resulted in an economic impact of more than \$40 million to Seminole County.

SEMINOLE COUNTY GOVERNMENT FY 2018/19 ADOPTED BUDGET DOCUMENT

ADMINISTRATION DEPT

Economic Development & Community Relations (CONT.)

Program Message

Since opening in May, 2016, the **Boombah Sports Complex**:

- Hosted more than 150 tournaments and upwards of over 350,000 visitors;
- Generated more than 37,000 room nights for Seminole County hotels;
- Resulted in a \$53M economic impact to County residents and businesses;
- Hotels have experienced a 3-4% increase in occupancy numbers (on the weekends and during summer months) since the opening of the sports complex;
- The Sports Complex was selected by Perfect Game National to host a total of eight Perfect Game National Championship events for the summer of 2019. Perfect Game baseball tournaments attract teams, spectators, and visitors from throughout the United States. In total these eight events which will take place over 20+ days in the summer of 2019 are expected to bring in over 10,000 visitors to generate an estimated 6,000 room nights and \$3.5 million in economic impact to Seminole County;
- Seminole County hosted the National Woman's Field Hockey Tournament for the first time in January, 2018. More than 90 woman's field hockey teams from across the country participated, bringing in 400+ college coaches and generating 2,300 hotel rooms and a 1.9M economic impact;
- In FY 2017/2018 alone, the Boombah Sports Complex of Seminole County hosted 60 events generating over 17,500 room nights and a \$22M economic impact for Seminole County which was a 50% increase in room nights and a 16% increase in economic impact from the previous year.

The **Soldiers Creek Park** reopened in May, 2017:

- In 2018, Soldiers Creek hosted 23 events, which resulted in 740 teams, 25,000 visitors, 6,100 hotel room nights and a \$7M economic impact to Seminole County;
- Soldiers Creek hosted several elite softball events including the 2018 Junior College State Softball Championships, USSSA State Fastpitch Tournament, and the Pro Swings Power 50 Invitational.

The program provides the following services:

- Business development programs designed to recruit targeted businesses offering high-wage jobs;
- Business retention and expansion support and programs;
- Host forums and work sessions that focus on workforce development education and expansion opportunities;
- Administer program such as Economic Development Advisory Committee and Seminole Economic Development Education Network;
- New and expanding business surveys and interviews;
- Liaison for local businesses to partners such as Seminole State College, University of Central Florida Incubator, Prospera, Orlando Economic Partnership, and chambers of commerce;
- External communication efforts, including: social media, County website, You Tube, newsletters and press releases, the County Manager's Annual Report, and the State of the County address;

SEMINOLE COUNTY GOVERNMENT FY 2018/19 ADOPTED BUDGET DOCUMENT

Economic Development & Community Relations (CONT.)

Program Message

- Provide an unimpeded flow of factual, unbiased information related to the County, local governmental agencies and government partners;
- Manage relationships with members of the media and coordinate the fulfillment of their requests;
- SGTV broadcasts of Seminole County meetings and production of original, County-related programming;
- Professional design, artwork and photography services for internal and external County communication materials;
- Local resource for Seminole County's visitors, providing information, resources, and support for the hospitality and tourism industry;
- Manages requests related to conferences and events, the leisure traveler, sporting events, and serve as a liaison to Seminole County's hotel, attraction, and food & beverage industries;
- Marketing of Seminole County throughout the southeast;
- Internal administrator for the Seminole County Tourist Development Council.

ADMINISTRATION

PROGRAM - ACCT MAJOR - OBJECT ACCT	FY17 ACTUALS	FY18 ADOPTED BUDGET	FY19 ADOPTED BUDGET	VARIANCE	%
01 ECONOMIC DEV & COMMUNITY RE					
510 PERSONNEL SERVICES					
510120 REGULAR SALARIES & WAGES	776,959	913,644	966,938	53,294	6%
510140 OVERTIME	12,783	0	0	0	
510150 SPECIAL PAY	3,460	3,510	4,500	990	28%
510210 SOCIAL SECURITY MATCHING	57,807	69,278	73,971	4,692	7%
510220 RETIREMENT CONTRIBUTIONS	76,278	88,152	102,690	14,537	16%
510230 HEALTH AND LIFE INSURANCE	154,398	187,773	217,981	30,208	16%
510240 WORKERS COMPENSATION	2,710	2,445	2,224	(221)	-9%
510 PERSONNEL SERVICES Total	1,084,396	1,264,802	1,368,302	103,501	8%
530 OPERATING EXPENDITURES					
530310 PROFESSIONAL SERVICES	897,353	1,594,590	1,640,490	45,900	3%
530340 OTHER SERVICES	892,505	228,060	275,400	47,340	21%
530400 TRAVEL AND PER DIEM	5,400	9,000	12,060	3,060	34%
530401 TRAVEL - TRAINING RELATED	413	16,500	16,500	0	0%
530402 TRAVEL - TRAINING NON-EMPLOYEE	16,777	0	0	0	
530420 TRANSPORTATION	0	0	0	0	
530430 UTILITIES	1,399	1,600	0	(1,600)	-100%
530440 RENTAL AND LEASES	94,192	100,735	147,514	46,779	46%
530450 INSURANCE	0	0	2,529	2,529	
530460 REPAIRS AND MAINTENANCE	14,521	9,950	10,000	50	1%
530470 PRINTING AND BINDING	16,961	20,500	16,000	(4,500)	-22%
530480 PROMOTIONAL ACTIVITIES	337,485	611,013	555,500	(55,513)	-9%
530490 OTHER CHARGES/OBLIGATIONS	0	0	0	0	
530510 OFFICE SUPPLIES	1,255	9,475	2,875	(6,600)	-70%
530520 OPERATING SUPPLIES	7,898	2,000	1,500	(500)	-25%
530521 EQUIPMENT \$1000-\$4999	10,416	10,150	15,000	4,850	48%
530522 OPERATING SUPPLIES-TECHNOLOGY	8,619	1,700	0	(1,700)	-100%
530540 BOOKS, DUES PUBLICATIONS	16,102	25,795	25,795	0	0%
530550 TRAINING	395	12,000	24,000	12,000	100%
530 OPERATING EXPENDITURES Total	2,321,692	2,653,068	2,745,163	92,095	3%
540 INTERNAL SERVICE CHARGES					
540101 OTHER CHRGS/OB-INTERNAL	88,922	144,359	139,333	(5,026)	-3%
540102 OTHER CHRGS/ADMIN FEE CONTRA	92,598	60,000	123,651	63,651	106%
540201 INTERNAL SER FEES-INSURANCE	2,486	2,043	0	(2,043)	-100%
540202 INTERNAL SERVICE FEES	0	16,369	15,244	(1,126)	-7%
540 INTERNAL SERVICE CHARGES Total	184,006	222,771	278,227	55,456	25%
560 CAPITAL OUTLAY					
560640 EQUIPMENT	0	0	0	0	
560642 EQUIPMENT >\$4999	25,107	0	0	0	
560 CAPITAL OUTLAY Total	25,107	0	0	0	
570 DEBT SERVICE					
570710 PRINCIPAL	0	0	270,833	270,833	
570720 INTEREST	0	50,000	35,000	(15,000)	-30%
570 DEBT SERVICE Total	0	50,000	305,833	255,833	512%
580 GRANTS & AIDS					
580811 AID TO GOVT AGENCIES	100,000	0	0	0	
580821 AID TO PRIVATE ORGANIZATIONS	857,732	1,397,060	1,289,868	(107,192)	-8%
580 GRANTS & AIDS Total	957,732	1,397,060	1,289,868	(107,192)	-8%
01 ECONOMIC DEV & COMMUNITY RE Total	4,572,932	5,587,701	5,987,393	399,692	7%

SEMINOLE COUNTY GOVERNMENT FY 2018/19 ADOPTED BUDGET DOCUMENT

ADMINISTRATION DEPT

Emergency Management

Program Message

The Office of Emergency Management (OEM) is responsible for performing technical work in the development, implementation, and management of countywide disaster prevention, protection, response, recovery, and mitigation activities. OEM staff provide countywide planning, training and exercise programs in order to be prepared for natural, technological, and/or man-made emergencies. In addition, staff manage and coordinate the County's Emergency Operations Center during times of emergency.

The development of the Comprehensive Emergency Management Plan (CEMP), Continuity of Operations Plan (COOP), and Local Mitigation Strategy (LMS) is a cooperative effort with various local government entities, non-profit agencies, and faith based organizations.

OEM staff is responsible for the development and maintenance of plans that keep Seminole County safe during a disaster. The Office also provides guidance to its municipalities and support agencies on the development of disaster management plans.

The program provides the following services:

- Disaster Planning, Training and Exercise
- Homeland Security / Prevention
- Public Education / Outreach
- Response Coordination
- Short/Long Term Recovery Activities from Previous Disasters
- Mitigation / Resiliency Program Management / Coordination

ADMINISTRATION

PROGRAM - ACCT MAJOR - OBJECT ACCT	FY17 ACTUALS	FY18 ADOPTED BUDGET	FY19 ADOPTED BUDGET	VARIANCE	%
01 EMERGENCY MANAGEMENT					
330 INTERGOVERNMENTAL REVENUE					
331230 EMERGENCY MANAGEMENT	(186,451)	(41,056)	0	41,056	-100%
334220 PUBLIC SAFETY GRANT	(89,360)	0	0	0	
330 INTERGOVERNMENTAL REVENUE Total	(275,811)	(41,056)	0	41,056	-100%
340 CHARGES FOR SERVICES					
342430 EMERGENCY MGMT REVIEW FEE	0	0	0	0	
340 CHARGES FOR SERVICES Total	0	0	0	0	
510 PERSONNEL SERVICES					
510120 REGULAR SALARIES & WAGES	353,948	300,457	283,558	(16,899)	-6%
510125 PART-TIME PERSONNEL	50,962	0	0	0	
510130 OTHER PERSONAL SERVICES	0	0	0	0	
510140 OVERTIME	18,520	3,605	3,605	0	0%
510150 SPECIAL PAY	150	1,200	1,200	0	0%
510210 SOCIAL SECURITY MATCHING	23,898	24,943	21,968	(2,975)	-12%
510220 RETIREMENT CONTRIBUTIONS	23,443	25,538	23,720	(1,818)	-7%
510230 HEALTH AND LIFE INSURANCE	39,269	47,466	43,942	(3,524)	-7%
510240 WORKERS COMPENSATION	4,043	880	660	(220)	-25%
510 PERSONNEL SERVICES Total	514,234	404,089	378,653	(25,436)	-6%
530 OPERATING EXPENDITURES					
530310 PROFESSIONAL SERVICES	7,888	0	0	0	
530340 OTHER SERVICES	43,340	0	0	0	
530400 TRAVEL AND PER DIEM	2,956	0	0	0	
530401 TRAVEL - TRAINING RELATED	7,057	0	0	0	
530410 COMMUNICATIONS	17,720	6,000	6,000	0	0%
530430 UTILITIES	0	0	0	0	
530440 RENTAL AND LEASES	600	0	0	0	
530450 INSURANCE	0	0	4,204	4,204	
530460 REPAIRS AND MAINTENANCE	0	0	0	0	
530470 PRINTING AND BINDING	1,849	0	0	0	
530480 PROMOTIONAL ACTIVITIES	11,094	0	0	0	
530490 OTHER CHARGES/OBLIGATIONS	276	0	0	0	
530499 CHARGES/OBLIGATIONS-CONTINGENC	0	0	0	0	
530510 OFFICE SUPPLIES	7,317	0	0	0	
530520 OPERATING SUPPLIES	137,488	14,000	2,500	(11,500)	-82%
530521 EQUIPMENT \$1000-\$4999	14,097	0	0	0	
530522 OPERATING SUPPLIES-TECHNOLOGY	17,877	0	11,500	11,500	
530540 BOOKS, DUES PUBLICATIONS	2,809	0	0	0	
530550 TRAINING	30,206	10,000	10,000	0	0%
530 OPERATING EXPENDITURES Total	302,572	30,000	34,204	4,204	14%
540 INTERNAL SERVICE CHARGES					
540101 OTHER CHRGS/OB-INTERNAL	304,776	327,918	363,323	35,405	11%
540102 OTHER CHRGS/ADMIN FEE CONTRA	43,247	0	0	0	
540104 COUNTY LABOR GRANT	0	0	0	0	
540106 OTHER CHRGS/GRANTS	0	0	0	0	
540201 INTERNAL SER FEES-INSURANCE	6,537	6,020	0	(6,020)	-100%
540202 INTERNAL SERVICE FEES	0	38,124	37,098	(1,025)	-3%
540 INTERNAL SERVICE CHARGES Total	354,561	372,062	400,422	28,360	8%
560 CAPITAL OUTLAY					
560620 BUILDINGS	0	0	0	0	
560642 EQUIPMENT >\$4999	0	25,754	12,192	(13,562)	-53%
560646 CAPITAL SOFTWARE>\$4,999	22,042	0	0	0	

ADMINISTRATION

PROGRAM - ACCT MAJOR - OBJECT ACCT	FY17 ACTUALS	FY18 ADOPTED BUDGET	FY19 ADOPTED BUDGET	VARIANCE	%
560650 CONSTRUCTION IN PROGRESS	149,518	0	0	0	
560 CAPITAL OUTLAY Total	171,560	25,754	12,192	(13,562)	-53%
580 GRANTS & AIDS					
580811 AID TO GOVT AGENCIES	0	0	0	0	
580 GRANTS & AIDS Total	0	0	0	0	
01 EMERGENCY MANAGEMENT Total	1,067,116	790,848	825,471	34,622	4%

SEMINOLE COUNTY GOVERNMENT FY 2018/19 ADOPTED BUDGET DOCUMENT

ADMINISTRATION DEPT

Human Resources

Program Message

The Office of Human Resources provides centralized support to Seminole County Government through, providing guidance and support to the Board of County Commissioners on all employee related matters, including but not limited to, State and Federal regulations and labor laws, providing professional counsel on personnel issues facing the County and its employees daily; cultivating a proficient and high performing workforce based on competencies and values needed to accomplish SCG vision; promoting the health and well-being of employees; Increasing responsibility for positive behavior and performance both individually and collectively; and adhering to the values of ethical conduct, innovation, responsibility, leadership, professionalism, respect, customer service and teamwork, to meet the needs of the County. We strive for Seminole County Government to be the employer of choice in the Central Florida.

The program provides the following services:

- Employee and Labor Relations
- Employment and Recruiting
- Classification and Compensation
- Human Resources/Personnel Records
- Training and Development
- Position Control

ADMINISTRATION

PROGRAM - ACCT MAJOR - OBJECT ACCT	FY17 ACTUALS	FY18 ADOPTED BUDGET	FY19 ADOPTED BUDGET	VARIANCE	%
01 HUMAN RESOURCES					
510 PERSONNEL SERVICES					
510120 REGULAR SALARIES & WAGES	489,967	457,877	473,228	15,351	3%
510125 PART-TIME PERSONNEL	0	0	0	0	
510130 OTHER PERSONAL SERVICES	0	0	0	0	
510140 OVERTIME	8,158	0	0	0	
510150 SPECIAL PAY	1,533	2,475	2,475	0	0%
510210 SOCIAL SECURITY MATCHING	36,142	34,689	36,202	1,513	4%
510220 RETIREMENT CONTRIBUTIONS	47,843	45,292	51,347	6,054	13%
510230 HEALTH AND LIFE INSURANCE	108,312	109,886	127,317	17,431	16%
510240 WORKERS COMPENSATION	999	1,224	1,088	(136)	-11%
510 PERSONNEL SERVICES Total	692,954	651,444	691,657	40,213	6%
530 OPERATING EXPENDITURES					
530310 PROFESSIONAL SERVICES	39,873	30,000	118,000	88,000	293%
530340 OTHER SERVICES	42,314	17,000	18,500	1,500	9%
530400 TRAVEL AND PER DIEM	1,102	1,650	1,500	(150)	-9%
530401 TRAVEL - TRAINING RELATED	0	900	400	(500)	-56%
530420 TRANSPORTATION	0	0	0	0	
530460 REPAIRS AND MAINTENANCE	5,415	7,220	7,220	0	0%
530490 OTHER CHARGES/OBLIGATIONS	25,699	30,800	30,800	0	0%
530510 OFFICE SUPPLIES	1,482	3,000	3,000	0	0%
530520 OPERATING SUPPLIES	4,102	4,000	4,000	0	0%
530521 EQUIPMENT \$1000-\$4999	4,472	0	0	0	
530522 OPERATING SUPPLIES-TECHNOLOGY	21,181	27,746	27,746	0	0%
530540 BOOKS, DUES PUBLICATIONS	1,657	1,750	1,300	(450)	-26%
530550 TRAINING	2,573	65,000	60,500	(4,500)	-7%
530 OPERATING EXPENDITURES Total	149,869	189,066	272,966	83,900	44%
540 INTERNAL SERVICE CHARGES					
540101 OTHER CHRGS/OB-INTERNAL	16,677	19,600	22,458	2,858	15%
540102 OTHER CHRGS/ADMIN FEE CONTRA	43,281	0	0	0	
540202 INTERNAL SERVICE FEES	0	723	663	(60)	-8%
540 INTERNAL SERVICE CHARGES Total	59,958	20,323	23,121	2,798	14%
01 HUMAN RESOURCES Total	902,781	860,833	987,745	126,911	15%

SEMINOLE COUNTY GOVERNMENT FY 2018/19 ADOPTED BUDGET DOCUMENT

ADMINISTRATION DEPT

Office of Organizational Excellence

Program Message

The Office of Organizational Excellence (OOE) partners with individuals and teams to improve outcomes for our community and business partners. The OOE accomplishes this goal by applying sound business principles to project management, performance management, strategic planning, employee development, and formal research. More specifically, The OOE provides project management expertise through active involvement in formal projects and by providing project management training via an on-staff certified Project Management Professional (PMP). The OOE also partners with departmental teams to improve performance by integrating process toolkits such as Six Sigma and LEAN. The Office of Organizational Excellence provides strategic planning services to assist departments develop and manage their strategic plans. Additionally, the OOE provides formal analysis and recommendations to help individual employees and teams realize their potential. The OOE also performs high quality research on a wide range of issues that impact programs and clients.

The program provides the following services:

- Formal Project Management
- Performance Management
- Strategic Planning
- Employee Development
- Formal Research

ADMINISTRATION

PROGRAM - ACCT MAJOR - OBJECT ACCT	FY17 ACTUALS	FY18 ADOPTED BUDGET	FY19 ADOPTED BUDGET	VARIANCE	%
01 OFFICE OF ORGANIZATIONAL EX					
510 PERSONNEL SERVICES					
510120 REGULAR SALARIES & WAGES	93,096	182,299	80,498	(101,800)	-56%
510140 OVERTIME	3,679	0	0	0	
510150 SPECIAL PAY	1,042	600	600	0	0%
510210 SOCIAL SECURITY MATCHING	6,968	13,869	13,808	(60)	0%
510220 RETIREMENT CONTRIBUTIONS	11,307	14,358	14,909	551	4%
510230 HEALTH AND LIFE INSURANCE	16,951	31,066	36,148	5,082	16%
510240 WORKERS COMPENSATION	214	489	415	(74)	-15%
510 PERSONNEL SERVICES Total	133,258	242,681	146,378	(96,302)	-40%
530 OPERATING EXPENDITURES					
530400 TRAVEL AND PER DIEM	0	250	250	0	0%
530510 OFFICE SUPPLIES	0	400	400	0	0%
530520 OPERATING SUPPLIES	0	0	0	0	
530540 BOOKS, DUES PUBLICATIONS	486	1,070	1,070	0	0%
530550 TRAINING	0	1,140	1,140	0	0%
530 OPERATING EXPENDITURES Total	486	2,860	2,860	0	0%
540 INTERNAL SERVICE CHARGES					
540101 OTHER CHRGS/OB-INTERNAL	2,768	2,816	2,958	142	5%
540102 OTHER CHRGS/ADMIN FEE CON	5,402	0	0	0	
540202 INTERNAL SERVICE FEES	0	263	234	(30)	-11%
540 INTERNAL SERVICE CHARGES Total	8,170	3,079	3,191	112	4%
01 OFFICE OF ORGANIZATIONAL EX Total	141,914	248,620	152,430	(96,191)	-39%
Grand Total	141,914	248,620	152,430	(96,191)	-39%

SEMINOLE COUNTY GOVERNMENT FY 2018/19 ADOPTED BUDGET DOCUMENT

ADMINISTRATION DEPT

Telecommunications

Program Message

Radio System and Tower: The program services the following; programming, template development, installation, repair, preventive maintenance, modification and integration of two way radio communication to include the tower infrastructure for first responders and County operations personnel of Seminole County Government to include but not limited to City of Altamonte Springs, Casselberry, Lake Mary, Longwood, Oviedo, Sanford and Winter Springs. Services are also provided to Sanford Airport Authority, Central Florida Regional Hospital, South Seminole Community Hospital, Florida Hospital Altamonte, Seminole County School Board Authority, Seminole State College, Florida Highway Patrol, local news agencies, and Federal agencies (U.S. Marshalls, U.S. Drug Enforcement Administration, U.S. Immigration and Customs Enforcement, and U.S. Customs and Border Protection). This team maintains and updates all surveillance camera systems for transmitter sites and server rooms. In addition, the team maintains cyber security access systems and all matters FCC within Seminole County Government jurisdiction.

Telecommunication Infrastructure: The telecommunications infrastructure team supports the wiring and connections throughout Seminole County to include fiber, wiring schemas, connections with outside agencies, and connections in all County buildings. Staff maintains cable television connectivity, audio/visual systems, judicial assisted listening systems, public building addressing systems, and fire station audio systems. The team oversees uninterrupted power supply systems for buildings and transmitter sites. Finally, the team monitors inventory for entire network to ensure supplies are available in the stockroom to ensure fiscal and budget compliance.

The program provides the following services:

- Radio programming to all Seminole County agencies
- Installation of mobile radios in vehicles and specialty apparatus.
- Tower maintenance on County owed towers
- Tower collocation services with private industry
- Provides Interlocal services to governmental agencies
- Security to all Telecommunication and network rooms
- Provides cable services to all Seminole County owed buildings
- Provides building connectivity to building sensors and applications
- Provides Interlocal services to governmental agencies
- Provides audio visual services to Seminole County owed buildings

ADMINISTRATION

PROGRAM - ACCT MAJOR - OBJECT ACCT	FY17 ACTUALS	FY18 ADOPTED BUDGET	FY19 ADOPTED BUDGET	VARIANCE	%
01 TELECOMMUNICATIONS					
340 CHARGES FOR SERVICES					
343901 TOWER COMM FEES	(110,149)	0	0	0	
343902 FIBER WAN FEES	(9,506)	0	0	0	
340 CHARGES FOR SERVICES Total	(119,655)	0	0	0	
350 JUDGEMENTS FINES & FORFEIT					
(blank)	0	0	0	0	
350 JUDGEMENTS FINES & FORFEIT Total	0	0	0	0	
360 MISCELLANEOUS REVENUES					
369940 REIMBURSEMENTS - RADIOS	(98,505)	0	0	0	
360 MISCELLANEOUS REVENUES Total	(98,505)	0	0	0	
510 PERSONNEL SERVICES					
510120 REGULAR SALARIES & WAGES	516,095	542,975	553,727	10,752	2%
510140 OVERTIME	43,418	20,095	20,095	0	0%
510150 SPECIAL PAY	1,200	1,200	1,200	0	0%
510210 SOCIAL SECURITY MATCHING	41,221	42,664	43,897	1,234	3%
510220 RETIREMENT CONTRIBUTIONS	43,025	44,169	47,398	3,228	7%
510230 HEALTH AND LIFE INSURANCE	102,994	123,495	159,330	35,835	29%
510240 WORKERS COMPENSATION	9,494	13,122	12,696	(426)	-3%
510 PERSONNEL SERVICES Total	757,448	787,720	838,343	50,623	6%
530 OPERATING EXPENDITURES					
530310 PROFESSIONAL SERVICES	5,500	0	0	0	
530400 TRAVEL AND PER DIEM	1,365	1,000	2,000	1,000	100%
530401 TRAVEL - TRAINING RELATED	743	8,500	8,500	0	0%
530410 COMMUNICATIONS	1,284	1,740	1,740	0	0%
530420 TRANSPORTATION	500	2,000	2,000	0	0%
530450 INSURANCE	0	0	10,141	10,141	
530460 REPAIRS AND MAINTENANCE	1,648,514	1,807,656	1,838,105	30,449	2%
530510 OFFICE SUPPLIES	697	750	750	0	0%
530520 OPERATING SUPPLIES	25,870	67,000	66,000	(1,000)	-1%
530521 EQUIPMENT \$1000-\$4999	2,400	0	0	0	
530522 OPERATING SUPPLIES-TECHNOI	108	0	0	0	
530540 BOOKS, DUES PUBLICATIONS	773	2,960	2,960	0	0%
530550 TRAINING	3,130	8,000	8,000	0	0%
530 OPERATING EXPENDITURES Total	1,690,884	1,899,606	1,940,196	40,590	2%
540 INTERNAL SERVICE CHARGES					
540101 OTHER CHRGS/OB-INTERNAL	87,456	111,547	104,671	(6,876)	-6%
540102 OTHER CHRGS/ADMIN FEE CON	67,248	0	0	0	
540201 INTERNAL SER FEES-INSURANCE	8,302	7,187	0	(7,187)	-100%
540202 INTERNAL SERVICE FEES	0	9,000	8,359	(641)	-7%
540 INTERNAL SERVICE CHARGES Total	163,007	127,734	113,030	(14,704)	-12%
560 CAPITAL OUTLAY					
560620 BUILDINGS	0	0	160,000	160,000	
560630 IMPROVEMENTS OTH THAN BLDG	0	0	0	0	
560642 EQUIPMENT >\$4999	0	22,100	0	(22,100)	-100%

ADMINISTRATION

PROGRAM - ACCT MAJOR - OBJECT ACCT	FY17 ACTUALS	FY18 ADOPTED BUDGET	FY19 ADOPTED BUDGET	VARIANCE	%
560646 CAPITAL SOFTWARE>\$4,999	0	0	0	0	
560650 CONSTRUCTION IN PROGRESS	33,042	0	0	0	
560 CAPITAL OUTLAY Total	33,042	22,100	160,000	137,900	624%
01 TELECOMMUNICATIONS Total	2,426,221	2,837,160	3,051,569	214,409	8%
Grand Total	2,426,221	2,837,160	3,051,569	214,409	8%



**SEMINOLE COUNTY GOVERNMENT
FY 2018/19 ADOPTED BUDGET DOCUMENT**

CONSTITUTIONAL OFFICERS DEPT

**CLERK OF THE COURT
PROPERTY APPRAISER
SHERIFF'S OFFICE
SUPERVISOR OF ELECTIONS
TAX COLLECTOR**

**SEMINOLE COUNTY GOVERNMENT
FY 2018/19 ADOPTED BUDGET DOCUMENT**

CONSTITUTIONAL OFFICERS DEPT

Department Message

The offices of the Sheriff, Property Appraiser, Tax Collector, Clerk of the Court, and Supervisor of Elections are constitutional offices within Seminole County . The Constitutional Officers are elected by the residents of Seminole County to perform executive and administrative functions as specified by general law, the State Constitution and any specific provisions included in the Seminole County Home Rule Charter. The Constitutional Offices submit their budgets annually to the State for approval. The County will budget a transfer of general funds to each constitutional officer for the amount they request or what is approved.

CONSTITUTIONAL OFFICERS

FUND TYPE - DIVISION	FY17 ACTUALS	FY18 ADOPTED BUDGET	FY19 ADOPTED BUDGET	VARIANCE	%
01 GENERAL FUNDS					
02 CLERK OF THE COURT	2,992,125	2,865,806	3,246,765	380,959	13%
02 PROPERTY APPRAISER	5,058,270	5,113,736	5,132,284	18,548	0%
02 SHERIFF	120,362,932	124,999,936	132,557,108	7,557,172	6%
02 SUPERVISOR OF ELECTIONS	4,339,323	2,922,372	3,211,422	289,050	10%
02 TAX COLLECTOR	6,983,729	7,209,597	7,766,019	556,421	8%
01 GENERAL FUNDS Total	139,736,378	143,111,447	151,913,598	8,802,151	6%
02 REPLACEMENT FUNDS					
02 CLERK OF THE COURT	0	0	19,000	19,000	
02 SHERIFF	539,781	0	0	0	
02 REPLACEMENT FUNDS Total	539,781	0	19,000	19,000	
04 TRANSPORTATION FUNDS					
02 PROPERTY APPRAISER	17,842	18,904	19,991	1,087	6%
02 TAX COLLECTOR	7,766	8,694	9,042	348	4%
04 TRANSPORTATION FUNDS Total	25,608	27,598	29,033	1,435	5%
05 SALES TAX FUNDS					
02 SHERIFF	0	0	675,000	675,000	
05 SALES TAX FUNDS Total	0	0	675,000	675,000	
06 FIRE DISTRICT FUNDS					
02 PROPERTY APPRAISER	529,124	555,665	707,340	151,674	27%
02 TAX COLLECTOR	229,185	301,000	315,000	14,000	5%
06 FIRE DISTRICT FUNDS Total	758,309	856,665	1,022,340	165,674	19%
09 COURT RELATED FUNDS					
02 SHERIFF	160,883	167,755	167,451	(304)	0%
09 COURT RELATED FUNDS Total	160,883	167,755	167,451	(304)	0%
12 LAW ENFORCEMENT FUNDS					
02 SHERIFF	2,452,550	150,000	152,228	2,228	1%
12 LAW ENFORCEMENT FUNDS Total	2,452,550	150,000	152,228	2,228	1%
13 SPECIAL REVENUE FUNDS					
02 SHERIFF	148,169	187,306	187,306	0	0%
13 SPECIAL REVENUE FUNDS Total	148,169	187,306	187,306	0	0%
Grand Total	143,821,678	144,500,771	154,165,955	9,665,185	7%

**SEMINOLE COUNTY GOVERNMENT
FY 2018/19 ADOPTED BUDGET DOCUMENT**

CONSTITUTIONAL OFFICERS DEPT

Clerk of the Court

Program Message

The Clerk of the Court Office's mission is to maintain the records of the County and safeguard the public assets of the Seminole County citizens. The Clerk's Office handles different functions including the County's Finance Department, financial auditing, record keeping, court related cases (civil and criminal) , jury summons, marriage licenses and passports. The Office consists of an elected Clerk of the Court and 30.94 additional FTEs that assists the County.

The program provides the following services:

- Maintain the records of the Court
- Process Jurors for trials
- Act as financial custodian for County funds
- Audit County operations and financial transactions for consistency with Board direction

CONSTITUTIONAL OFFICERS

PROGRAM - ACCT MAJOR - OBJECT ACCT	FY17 ACTUALS	FY18 ADOPTED BUDGET	FY19 ADOPTED BUDGET	VARIANCE	%
02 CLERK OF THE COURT					
530 OPERATING EXPENDITURES					
530450 INSURANCE	0	0	3,002	3,002	
530490 OTHER CHARGES/OBLIGATIONS	12,938	24,000	30,000	6,000	25%
530 OPERATING EXPENDITURES Total	12,938	24,000	33,002	9,002	38%
540 INTERNAL SERVICE CHARGES					
540101 OTHER CHRGS/OB-INTERNAL	209,654	230,548	216,614	(13,934)	-6%
540102 OTHER CHRGS/ADMIN FEE CONTRA	33,417	0	0	0	
540201 INTERNAL SER FEES-INSURANCE	217	1,008	0	(1,008)	-100%
540 INTERNAL SERVICE CHARGES Total	243,287	231,556	216,614	(14,942)	-6%
560 CAPITAL OUTLAY					
560650 CONSTRUCTION IN PROGRESS	0	0	19,000	19,000	
560 CAPITAL OUTLAY Total	0	0	19,000	19,000	
596 TRANSFERS TO CONSTITUTIONA					
590962 TRANSFER TO THE CLERK	2,735,899	2,610,250	2,997,149	386,899	15%
596 TRANSFERS TO CONSTITUTIONA Total	2,735,899	2,610,250	2,997,149	386,899	15%
02 CLERK OF THE COURT Total	2,992,125	2,865,806	3,265,765	399,959	14%

SEMINOLE COUNTY GOVERNMENT FY 2018/19 ADOPTED BUDGET DOCUMENT

CONSTITUTIONAL OFFICERS DEPT

Property Appraiser

Program Message

The Seminole County Property Appraiser is responsible for identifying, locating, and fairly valuing all property, both real and personal, within the county for tax purposes. The "market" value of real property is based on the current real estate market. Finding the "market" value of your property means discovering the price most people would pay for your property. Determining a fair and equitable value is the only role of this office in the taxing process.

The property appraiser does not create the value. People make the value by buying and selling real estate in the market place. The property appraiser has the legal responsibility to study those transactions and appraise your property accordingly.

The Seminole County Property Appraiser's Office has a state-of-the-art technological approach to the valuation process. A progressive Computer Assisted Mass Appraisal (C.A.M.A.) system is used by experienced appraisers to ensure that fair values are set for all Seminole County property owners.

Appraisers are also assisted by our Geographic Information System (GIS) which helps us to provide detailed and up-to-date property ownership maps for field appraisers. The GIS system is updated daily to reflect new changes to the land in Seminole County. This information is also used to analyze property data and gives appraisers yet another tool for comparing similar properties. The Office is made up of an elected Property Appraiser and 50 FTEs.

The program provides the following services:

- Track ownership changes of real property
- Maintains maps of parcel boundaries
- Keeps descriptions of buildings and property characteristics up to date
- Accepts and approves applications from individuals eligible for exemptions and other forms of property tax relief
- Analyzes trends in sales prices, construction costs, and rents to best estimate the value of assessable property

CONSTITUTIONAL OFFICERS

PROGRAM - ACCT MAJOR - OBJECT ACCT	FY17 ACTUALS	FY18 ADOPTED BUDGET	FY19 ADOPTED BUDGET	VARIANCE	%
02 PROPERTY APPRAISER					
530 OPERATING EXPENDITURES					
530450 INSURANCE	0	0	16,877	16,877	
530 OPERATING EXPENDITURES Total	0	0	16,877	16,877	
540 INTERNAL SERVICE CHARGES					
540101 OTHER CHRGS/OB-INTERNAL	47,019	55,461	60,545	5,084	9%
540102 OTHER CHRGS/ADMIN FEE CONTRA	66,615	0	0	0	
540201 INTERNAL SER FEES-INSURANCE	11,906	0	0	0	
540 INTERNAL SERVICE CHARGES Total	125,540	55,461	60,545	5,084	9%
596 TRANSFERS TO CONSTITUTIONA					
590965 TRANSFER-PROPERTY APPRAISER	5,479,696	5,632,844	5,782,192	149,348	3%
596 TRANSFERS TO CONSTITUTIONA Total	5,479,696	5,632,844	5,782,192	149,348	3%
02 PROPERTY APPRAISER Total	5,605,236	5,688,305	5,859,615	171,309	3%

SEMINOLE COUNTY GOVERNMENT FY 2018/19 ADOPTED BUDGET DOCUMENT

CONSTITUTIONAL OFFICERS DEPT

Sheriff's Office

Program Message

The Sheriff's mission is to enhance the quality of life by reducing crime and fear throughout Seminole County. The Sheriff's Office performs the following functions: law enforcement services, court security services for the County's three court facilities, and correctional services through operation of the John E. Polk Correctional Facility and Seminole County Juvenile Detention Center. Some programs included in the Sheriff's Office are law enforcement, jail operations and maintenance, judicial security, police education, probation, PAY Program/Teen Court for at-risk youth, juvenile detention, and administration. The Office includes an elected Sheriff and 1301 other personnel.

The program provides the following services:

- Enforces laws enacted by our legislature
- Patrol the County in an effort to keep the peace
- Provide security within the Court facilities
- Maintain the County Jail
- Provide services to citizens on probation

CONSTITUTIONAL OFFICERS

PROGRAM - ACCT MAJOR - OBJECT ACCT	FY17 ACTUALS	FY18 ADOPTED BUDGET	FY19 ADOPTED BUDGET	VARIANCE	%
02 SHERIFF'S OFFICE					
340 CHARGES FOR SERVICES					
342910 INMPOUND/IMMOBILIZATION	0	0	0	0	
342920 SUPERVISOR - PAY	(28,100)	(25,000)	(25,000)	0	0%
348880 SUPERVISION - PROBATION	0	0	0	0	
340 CHARGES FOR SERVICES Total	(28,100)	(25,000)	(25,000)	0	0%
350 JUDGEMENTS FINES & FORFEIT					
359901 ADULT DIVERSION	0	0	0	0	
359902 COMMUNITY SVC INSURANCE	0	0	0	0	
350 JUDGEMENTS FINES & FORFEIT Total	0	0	0	0	
360 MISCELLANEOUS REVENUES					
369925 CC CONVENIENCE FEES	0	(10,000)	(10,000)	0	0%
360 MISCELLANEOUS REVENUES Total	0	(10,000)	(10,000)	0	0%
510 PERSONNEL SERVICES					
510120 REGULAR SALARIES & WAGES	0	0	0	0	
510140 OVERTIME	0	0	0	0	
510150 SPECIAL PAY	0	0	0	0	
510210 SOCIAL SECURITY MATCHING	0	0	0	0	
510220 RETIREMENT CONTRIBUTIONS	0	0	0	0	
510230 HEALTH AND LIFE INSURANCE	0	0	0	0	
510240 WORKERS COMPENSATION	0	0	0	0	
510 PERSONNEL SERVICES Total	0	0	0	0	
530 OPERATING EXPENDITURES					
530340 OTHER SERVICES	0	0	0	0	
530400 TRAVEL AND PER DIEM	0	0	0	0	
530401 TRAVEL - TRAINING RELATED	0	0	0	0	
530420 TRANSPORTATION	0	0	0	0	
530430 UTILITIES	549,504	0	0	0	
530439 UTILITIES-OTHER	183,091	0	0	0	
530450 INSURANCE	0	0	237,683	237,683	
530460 REPAIRS AND MAINTENANCE	402,001	1,400,000	1,400,000	0	0%
530490 OTHER CHARGES/OBLIGATIONS	188,835	0	0	0	
530499 CHARGES/OBLIGATIONS-CONTINGENC	0	0	0	0	
530510 OFFICE SUPPLIES	0	0	0	0	
530520 OPERATING SUPPLIES	1,427,094	0	0	0	
530521 EQUIPMENT \$1000-\$4999	5,291	0	0	0	
530522 OPERATING SUPPLIES-TECHNOLOGY	0	0	0	0	
530540 BOOKS, DUES PUBLICATIONS	0	0	0	0	
530550 TRAINING	0	0	0	0	
530 OPERATING EXPENDITURES Total	2,755,817	1,400,000	1,637,683	237,683	17%
540 INTERNAL SERVICE CHARGES					
540101 OTHER CHRGS/OB-INTERNAL	1,581,383	2,224,433	2,409,884	185,451	8%
540102 OTHER CHRGS/ADMIN FEE CONTRA	1,426,562	0	0	0	
540201 INTERNAL SER FEES-INSURANCE	255,246	203,043	0	(203,043)	-100%
540202 INTERNAL SERVICE FEES	0	11,896	10,674	(1,222)	-10%
540 INTERNAL SERVICE CHARGES Total	3,263,191	2,439,372	2,420,558	(18,814)	-1%
560 CAPITAL OUTLAY					
560620 BUILDINGS	0	375,000	0	(375,000)	-100%
560630 IMPROVEMENTS OTH THAN BLD	524,953	0	0	0	
560642 EQUIPMENT >\$4999	383,344	1,200,000	900,000	(300,000)	-25%
560650 CONSTRUCTION IN PROGRESS	539,781	0	675,000	675,000	
560 CAPITAL OUTLAY Total	1,448,078	1,575,000	1,575,000	0	0%

CONSTITUTIONAL OFFICERS

PROGRAM - ACCT MAJOR - OBJECT ACCT	FY17 ACTUALS	FY18 ADOPTED BUDGET	FY19 ADOPTED BUDGET	VARIANCE	%
580 GRANTS & AIDS					
580833 OTHER GRANTS & AIDS/INDIVIDUAL	0	0	0	0	
580 GRANTS & AIDS Total	0	0	0	0	
596 TRANSFERS TO CONSTITUTIONA					
590963 TRANSFER TO THE SHERIFF	116,225,329	120,125,624	128,138,624	8,013,000	7%
596 TRANSFERS TO CONSTITUTIONA Total	116,225,329	120,125,624	128,138,624	8,013,000	7%
599 RESERVES					
599998 RESERVE FOR CONTINGENCIES	0	0	2,228	2,228	
599 RESERVES Total	0	0	2,228	2,228	
02 SHERIFF'S OFFICE Total	123,664,315	125,504,996	133,739,093	8,234,097	7%

**SEMINOLE COUNTY GOVERNMENT
FY 2018/19 ADOPTED BUDGET DOCUMENT**

CONSTITUTIONAL OFFICERS DEPT

Supervisor of Elections

Program Message

The Supervisor of Elections Office is responsible for carrying out the election laws adopted by the State Legislature and provides Seminole County residents with important election information. This office handles all Countywide election activities including registering citizens to vote, managing voting booths and providing ballots, and assisting candidates with registration. The mission statement for the Supervisor of Election is: Efficient Elections- Excellent Service - Fiduciary Conservatism - Voter Confidence. The Office includes an elected Supervisor of Elections and 15 other FTEs (not including poll workers).

The program provides the following services:

- Ensure that political elections are conducted within all laws and guidelines
- Provide adequate polling locations, voting equipment, and trained personnel

CONSTITUTIONAL OFFICERS

PROGRAM - ACCT MAJOR - OBJECT ACCT	FY17 ACTUALS	FY18 ADOPTED BUDGET	FY19 ADOPTED BUDGET	VARIANCE	%
02 SUPERVISOR OF ELECTIONS					
330 INTERGOVERNMENTAL REVENUE					
331100 ELECTION GRANTS	0	0	0	0	
330 INTERGOVERNMENTAL REVENUE Total	0	0	0	0	
530 OPERATING EXPENDITURES					
530450 INSURANCE	0	0	5,908	5,908	
530 OPERATING EXPENDITURES Total	0	0	5,908	5,908	
540 INTERNAL SERVICE CHARGES					
540101 OTHER CHRGS/OB-INTERNAL	348,337	405,302	390,233	(15,069)	-4%
540102 OTHER CHRGS/ADMIN FEE CONTRA	47,863	0	0	0	
540201 INTERNAL SER FEES-INSURANCE	5,986	1,512	0	(1,512)	-100%
540 INTERNAL SERVICE CHARGES Total	402,186	406,814	390,233	(16,581)	-4%
596 TRANSFERS TO CONSTITUTIONA					
590961 TRANSFER TO THE BOARD	0	0	0	0	
590966 TRANSFER- SOE	3,937,137	2,515,558	2,815,281	299,723	12%
596 TRANSFERS TO CONSTITUTIONA Total	3,937,137	2,515,558	2,815,281	299,723	12%
02 SUPERVISOR OF ELECTIONS Total	4,339,323	2,922,372	3,211,422	289,050	10%

**SEMINOLE COUNTY GOVERNMENT
FY 2018/19 ADOPTED BUDGET DOCUMENT**

CONSTITUTIONAL OFFICERS DEPT

Tax Collector

Program Message

The Tax Collector's Office collects and remits to the County the tax revenue pertaining to real and personal tangible property in Seminole County, along with other various revenue sources. Under Florida Statute 197, the Tax Collector has the responsibility for the collection of ad valorem taxes and non-ad valorem taxes assessments. These are levied by the county, municipalities, and various taxing authorities in the county. Taxes are based on the assessed value and the millage of each taxing authority.

The program provides the following services:

- Collect and distribute property taxes
- Provide license plates, tags, titles, drivers licenses and recreational licenses

CONSTITUTIONAL OFFICERS

PROGRAM - ACCT MAJOR - OBJECT ACCT	FY17 ACTUALS	FY18 ADOPTED BUDGET	FY19 ADOPTED BUDGET	VARIANCE	%
02 TAX COLLECTOR					
530 OPERATING EXPENDITURES					
530450 INSURANCE	0	0	11,935	11,935	
530 OPERATING EXPENDITURES Total	0	0	11,935	11,935	
540 INTERNAL SERVICE CHARGES					
540101 OTHER CHRGS/OB-INTERNAL	146,990	74,351	104,084	29,732	40%
540102 OTHER CHRGS/ADMIN FEE CONTRA	81,808	0	0	0	
540201 INTERNAL SER FEES-INSURANCE	11,474	10,246	0	(10,246)	-100%
540 INTERNAL SERVICE CHARGES Total	240,272	84,597	104,084	19,486	23%
596 TRANSFERS TO CONSTITUTIONA					
590961 TRANSFER TO THE BOARD	0	0	0	0	
590964 TRANSFER-TAX COLLECTOR	6,980,408	7,434,694	7,974,042	539,348	7%
596 TRANSFERS TO CONSTITUTIONA Total	6,980,408	7,434,694	7,974,042	539,348	7%
02 TAX COLLECTOR Total	7,220,680	7,519,291	8,090,061	570,769	8%

**SEMINOLE COUNTY GOVERNMENT
FY 2018/19 ADOPTED BUDGET DOCUMENT**

COURT SUPPORT DEPT

**ARTICLE V COURT TECHNOLOGY
GUARDIAN AD LITEM
JUDICIAL
LAW LIBRARY
LEGAL AID**

**SEMINOLE COUNTY GOVERNMENT
FY 2018/19 ADOPTED BUDGET DOCUMENT**

COURT SUPPORT DEPT

Department Message

The Court is the primary institution that protects our democracy by upholding the law, ensuring individual rights and liberties, enforcing public order and providing for a peaceful resolution of disputes. The courts uphold the law by ensuring due process and the Courts are open to every person to ensure individual rights and liberties by providing a forum and process by which every person may protect their basic federal and state constitutional rights.

Florida Trial Courts impact every aspect of our society, including: juvenile and adult crime; drug and alcohol addiction; child, spousal, and elder abuse; divorce, paternity, adoption, child custody and support; Guardianship and probate; civil disputes; and traffic and administrative matters.

**SEMINOLE COUNTY GOVERNMENT
FY 2018/19 ADOPTED BUDGET DOCUMENT**

COURT SUPPORT DEPT

Department Goals/Objectives/Performance Measures

GOAL: PROVIDE QUALITY LEGAL REPRESENTATION TO ALL CLIENTS OF THE PUBLIC DEFENDER AT LOWEST FUNDING LEVEL IN THE STATE.

Objective: Lowest funded Public Defender as percentage of State Attorney funding where statewide Public Defenders average 52% of State Attorney funding.

Performance Measure: 18th Circuit Public Defender funding as a percentage of 18th Circuit State Attorney funding

FY17	FY18	FY19
<u>Actual</u>	<u>Actual</u>	<u>Projected</u>
42%	42%	42%

Objective: Lowest attorney staffed Public Defender as percentage of State Attorney staffing - where statewide Public Defenders average 75.58% of State Attorney staffing.

Performance Measure: 18th Circuit Public Defender attorney staff as a percent of 18th Circuit State Attorney staff

FY17	FY18	FY19
<u>Actual</u>	<u>Actual</u>	<u>Projected</u>
53.3%	54.0%	54.0%

Objective: Only withdraw as attorney in a case when there is an unavoidable ethical conflict of interest - where statewide Public Defenders' average withdrawal rate is 5.9%.

Performance Measure: Percent of cases withdrawn for ethical conflict of interest

FY17	FY18	FY19
<u>Actual</u>	<u>Actual</u>	<u>Projected</u>
2.9%	3.2%	3.2%

SEMINOLE COUNTY GOVERNMENT FY 2018/19 ADOPTED BUDGET DOCUMENT

COURT SUPPORT DEPT

Department Goals/Objectives/Performance Measures

GOAL: INCREASE THE NUMBER OF VOLUNTEER CHILD ADVOCATES FOR CHILDREN IN THE DEPENDENCY COURT SYSTEM THROUGH QUALITY TRAINING AND SUPPORT.

Objective: Increase number of volunteers attending Guardian Ad Litem Child Advocacy Training.

Performance Measure: Number of prospective volunteers attending training

FY17	FY18	FY19
<u>Actual</u>	<u>Actual</u>	<u>Projected</u>
48	60	62

Objective: Increase number of Children who are served by Volunteers, instead of paid staff, to 75%.

Performance Measure: Percent of children served by volunteers

FY17	FY18	FY19
<u>Actual</u>	<u>Actual</u>	<u>Projected</u>
68%	75.2%	78%

Due to large increase in number of children entering dependency system the Statewide GAL program added additional staff positions to cover the workload causing more staff to be on cases as the program works to increase volunteers.

Objective: Maintain volunteer retention rate at 75% or greater in order for the program to increase number of volunteers to 225.

Performance Measure: Volunteer retention rate

FY17	FY18	FY19
<u>Actual</u>	<u>Actual</u>	<u>Projected</u>
76%	82%	73%

Objective: Quality advocacy for children will be accomplished by training volunteers and staff on Adverse Childhood Experience and Trauma Informed Care. There will be at least 2 at training opportunities in 2018-2019.

Performance Measure: % of volunteers trained in Trauma Informed Care and/or Adverse Childhood Experience

FY17	FY18	FY19
<u>Actual</u>	<u>Actual</u>	<u>Projected</u>
n/a	n/a	25%

**SEMINOLE COUNTY GOVERNMENT
FY 2018/19 ADOPTED BUDGET DOCUMENT**

COURT SUPPORT DEPT

Department Goals/Objectives/Performance Measures (CONT.)

GOAL: EMPOWER VULNERABLE VETERANS, ELDERLY, DISABLED, PHYSICALLY ABUSED AND FOSTER YOUTHS TO BECOME SELF-SUFFICIENT AND IMPROVE THEIR QUALITY OF THEIR LIFE.

Objective: Increase financial security and resources for vulnerable veterans, elderly, disabled, physically abused and foster youths in Seminole County.

Performance Measure: % of clients secured financial support or resources

FY17	FY18	FY19
<u>Actual</u>	<u>Actual</u>	<u>Projected</u>
80%	80%	85%

Objective: Decrease the immediate displacement of vulnerable veterans, elderly, disabled, physically abused and their children from their housing by provision of legal services to resolve legal issues hindering their housing security.

Performance Measure: % of clients avoiding immediate displacement from their housing

FY17	FY18	FY19
<u>Actual</u>	<u>Actual</u>	<u>Projected</u>
75%	80%	85%

COURT SUPPORT

FUND TYPE - DIVISION	FY17 ACTUALS	FY18 ADOPTED BUDGET	FY19 ADOPTED BUDGET	VARIANCE	%
01 GENERAL FUNDS					
03 COURT SUPPORT	3,090,678	3,212,511	3,116,809	(95,702)	-3%
01 GENERAL FUNDS Total	3,090,678	3,212,511	3,116,809	(95,702)	-3%
03 AGENCY FUNDS					
03 COURT SUPPORT	46,640	0	0	0	
03 AGENCY FUNDS Total	46,640	0	0	0	
09 COURT RELATED FUNDS					
03 ARTICLE V	955,349	1,082,776	1,111,177	28,401	3%
09 COURT RELATED FUNDS Total	955,349	1,082,776	1,111,177	28,401	3%
Grand Total	4,092,667	4,295,287	4,227,986	(67,301)	-2%

SEMINOLE COUNTY GOVERNMENT FY 2018/19 ADOPTED BUDGET DOCUMENT

COURT SUPPORT DEPT

Article V Court Technology

Pursuant to Florida Statutes 29.008(1)(f)2 and (h) “Counties are required by s. 14, Art. V of the State Constitution to fund the cost of communications services, existing radio systems, existing multi-agency criminal justice information systems, and security of facilities for the circuit and county courts, public defenders’ offices, state attorneys’ offices, guardian ad litem offices and the offices of the clerk of the circuit and county courts performing court-related functions.”

F.S. 28.24(12)(e)(1) provides for a \$2 recording fee to fund court related technology budgeted in this program.

Judicial - Seminole County's Judicial Article V funding is intended to fund the cost of communication services and existing multi-agency criminal justice information systems. The Court Technology Office oversees the deployment and maintenance of all computers and supporting devices that are used by judges and support staff while executing their constitutional duties and providing justice for the people of the 18th Judicial Circuit of Florida. To that end, the Court Technology Office installs, configures, and supports productivity and security software on all deployed devices to ease the job requirements of the individuals using them, which includes operating system maintenance and support as well as training and education for software use and best practices.

The Court Technology Office also supports and manages communication solutions to allow effective collaboration between all stakeholders in the organization, across the circuit-wide network, supporting six courthouses and two jail locations.

Public Defender - A poor person not able to hire an attorney who was arrested and charged with a crime did not have a right under the Sixth Amendment to the United States Constitution to have a lawyer represent him until 1963 when the United States Supreme Court decided the Florida case of Gideon versus Wainwright. In the Gideon decision, Justice Hugo J. Black wrote, “From the very beginning, our state and national constitutions and laws have laid great emphasis on procedural and substantive safeguards designed to assure fair trials before impartial tribunals in which every defendant stands equal before the law. This noble idea cannot be realized if the poor man charged with crime has to face his accusers without a lawyer to assist him.” In response to the Gideon decision, the Florida Legislature in 1963 created the Office of the Public Defender. It was the first statewide Public Defender system in the nation. The Public Defender is a constitutional officer under Article V of the Florida Constitution. The Public Defender is an elected official, holding a four year term of office. There are twenty elected Public Defenders in the State of Florida – one for each of the twenty judicial circuits in Florida. Seminole County is in the Eighteenth Judicial Circuit, which includes Brevard County. The Public Defender for Seminole County provides cost-effective legal representation and is the lowest-funded Public Defender office in Florida relative to the State Attorney office of the judicial circuits. There is a description of the Public Defender office and of

SEMINOLE COUNTY GOVERNMENT FY 2018/19 ADOPTED BUDGET DOCUMENT

COURT SUPPORT DEPT

Article V Court Technology (CONT.)

the criminal justice system at the Public Defender's website:
www.18thjudicialcircuitpublicdefender.com.

State Attorney - The Office of the State Attorney pursues vigorous and fair prosecution of criminal cases, with a commitment to serve as an advocate for the rights of all victims, and promote the safety and well-being of the public. The State Attorney's Office excels and is acknowledged as a leader in providing quality prosecution, exceptional service to victims, and for our work in partnership with the community in providing early intervention and preventive education programs for juveniles, consistent with the safety and well-being of the public.

The State Attorney is a constitutional officer under Article V of the Florida Constitution. The State Attorney is an elected official, holding a four year term for office. The State Attorney is dedicated to a fair and objective judicial process for all persons, defending the rights of the victims and witnesses with concern, compassion, and respect for their dignity, and establishing honesty and integrity in fulfilling the responsibilities of this office.

The Office of the State Attorney's Article V funding is designed to fund the cost of communication services and existing multi-agency criminal justice information systems. The Information Technology Services division is responsible for the deployment, upkeep, and maintenance of all computers and supporting devices that are used by attorneys and support staff during their day-to-day work in the pursuit of justice for the People of the 18th Judicial Circuit of Florida. To serve this requirement, IT installs, configures, and supports software application packages on those endpoint devices to facilitate the job requirements of the individuals using them, which includes operating system maintenance and support as well as training and education for software use and best practices.

To enable communication between all stakeholders in the organization, the ITS division maintains a circuit-wide network supporting four branch offices: Sanford, Viera, Titusville, and Melbourne, which complies with FDLE requirements.

The program provides the following services:

Judicial

- Maintain, manage and improve IT infrastructure for 18th Judicial Circuit
- Maintain, network, servers and data storage
- Communicate between all circuit justice partners
- Manage State Virtual Interpretation solution for our Circuit
- Work towards providing a secure IT infrastructure

**SEMINOLE COUNTY GOVERNMENT
FY 2018/19 ADOPTED BUDGET DOCUMENT**

COURT SUPPORT DEPT

Article V Court Technology (CONT.)

Public Defender

- Implement and maintain technologies that support quality legal representation at lowest funding level in the state
- Utilize data sharing processes and technologies to improve quality and availability of information at lowest staff levels
- Utilize optimum mix of cloud based services, internet services, and vendor support, along with local systems and employee staff, to provide efficient office automation and case management services at the lowest cost

State Attorney

- Work with outside agencies- FDLE, DHSMV and various LEAs in the circuit
- Maintain, manage and improve IT infrastructure for The Office of the State Attorney, 18th Circuit
- Maintain servers and data storage
- Communicate between all offices in the circuit

COURT SUPPORT

PROGRAM - ACCT MAJOR - OBJECT ACCT	FY17 ACTUALS	FY18 ADOPTED BUDGET	FY19 ADOPTED BUDGET	VARIANCE	%
03 ARTICLE V COURT TECHNOLOGY					
510 PERSONNEL SERVICES					
510120 REGULAR SALARIES & WAGES	235,689	246,461	250,921	4,460	2%
510210 SOCIAL SECURITY MATCHING	17,108	18,668	19,196	528	3%
510220 RETIREMENT CONTRIBUTIONS	17,976	19,326	20,726	1,400	7%
510230 HEALTH AND LIFE INSURANCE	53,103	57,470	67,744	10,274	18%
510240 WORKERS COMPENSATION	471	659	577	(82)	-12%
510 PERSONNEL SERVICES Total	324,347	342,584	359,165	16,581	5%
530 OPERATING EXPENDITURES					
530310 PROFESSIONAL SERVICES	26,800	20,000	33,310	13,310	67%
530340 OTHER SERVICES	22,955	35,000	16,856	(18,144)	-52%
530400 TRAVEL AND PER DIEM	949	1,000	0	(1,000)	-100%
530401 TRAVEL - TRAINING RELATED	0	3,000	5,654	2,654	88%
530410 COMMUNICATIONS	0	0	4,500	4,500	
530440 RENTAL AND LEASES	0	0	32,680	32,680	
530460 REPAIRS AND MAINTENANCE	71,283	61,509	12,300	(49,209)	-80%
530490 OTHER CHARGES/OBLIGATIONS	0	0	0	0	
530499 CHARGES/OBLIGATIONS-CONTINGENC	11,892	39,071	0	(39,071)	-100%
530510 OFFICE SUPPLIES	2,265	10,500	6,000	(4,500)	-43%
530520 OPERATING SUPPLIES	233,500	278,984	49,422	(229,562)	-82%
530521 EQUIPMENT \$1000-\$4999	118,104	61,381	29,700	(31,681)	-52%
530522 OPERATING SUPPLIES-TECHNOLOGY	74,541	133,967	395,978	262,011	196%
530540 BOOKS, DUES PUBLICATIONS	850	2,000	4,000	2,000	100%
530550 TRAINING	4,084	14,000	19,190	5,190	37%
530 OPERATING EXPENDITURES Total	567,222	660,412	609,590	(50,822)	-8%
540 INTERNAL SERVICE CHARGES					
540102 OTHER CHRGS/ADMIN FEE CONTRA	0	0	0	0	
540 INTERNAL SERVICE CHARGES Total	0	0	0	0	
560 CAPITAL OUTLAY					
560640 EQUIPMENT	0	0	0	0	
560642 EQUIPMENT >\$4999	0	16,000	78,642	62,642	392%
560 CAPITAL OUTLAY Total	0	16,000	78,642	62,642	392%
580 GRANTS & AIDS					
580811 AID TO GOVT AGENCIES	63,780	63,780	63,780	0	0%
580 GRANTS & AIDS Total	63,780	63,780	63,780	0	0%
03 ARTICLE V COURT TECHNOLOGY Total	955,349	1,082,776	1,111,177	28,401	3%

SEMINOLE COUNTY GOVERNMENT FY 2018/19 ADOPTED BUDGET DOCUMENT

COURT SUPPORT DEPT

Guardian Ad Litem

The Seminole County Guardian Ad Litem program began in 1980 as part of a pilot project to test the effectiveness of lay citizens as advocates for abused and neglected children. This program was created to implement sections 39.820, 39.821, 39.822 and 39.8296 of the Florida Statutes. The Legislature has found that the Guardian Ad Litem program has been an indispensable in providing a voice for a child's best interest in dependency court and the Department of Children and Families for 38 years.

The mission of this program is to be a powerful and effective voice advocating for the best interest of abused, abandoned and neglected children who are under the jurisdiction of dependency court. This is done through the team work of professional staff and trained volunteer child advocates. Through county support we are able to recruit, train, support and supervise volunteers to be the voice to speak up about what the child needs.

A portion of the \$65 additional court cost fee is utilized to fund the County's cost of the Guardian Ad Litem program.

The program provides the following major services:

- Child Advocacy for Dependency Children in court and in the community
- 30 hours of training to volunteers so they can become certified child advocates
- 12 hours of ongoing training in areas of Education, Human Trafficking, Impact of Trauma on children, Substance Abuse, Mental Health, Child Welfare issues, Early Childhood Development, Diversity Training and other pertinent topics

COURT SUPPORT

PROGRAM - ACCT MAJOR - OBJECT ACCT	FY17 ACTUALS	FY18 ADOPTED BUDGET	FY19 ADOPTED BUDGET	VARIANCE	%
03 GUARDIAN AD LITEM					
510 PERSONNEL SERVICES					
510120 REGULAR SALARIES & WAGES	46,003	47,857	48,806	949	2%
510210 SOCIAL SECURITY MATCHING	3,437	3,625	3,734	109	3%
510220 RETIREMENT CONTRIBUTIONS	3,509	3,753	4,031	279	7%
510230 HEALTH AND LIFE INSURANCE	8,720	9,779	11,515	1,737	18%
510240 WORKERS COMPENSATION	92	128	112	(16)	-12%
510 PERSONNEL SERVICES Total	61,762	65,141	68,198	3,057	5%
530 OPERATING EXPENDITURES					
530310 PROFESSIONAL SERVICES	0	0	0	0	
530340 OTHER SERVICES	15,785	22,000	22,000	0	0%
530400 TRAVEL AND PER DIEM	0	50	50	0	0%
530420 TRANSPORTATION	0	50	50	0	0%
530440 RENTAL AND LEASES	5,233	4,500	4,500	0	0%
530460 REPAIRS AND MAINTENANCE	0	100	100	0	0%
530480 PROMOTIONAL ACTIVITIES	0	0	0	0	
530490 OTHER CHARGES/OBLIGATIONS	2,000	2,000	2,000	0	0%
530499 CHARGES/OBLIGATIONS-CONTINGENC	0	0	0	0	
530510 OFFICE SUPPLIES	0	835	835	0	0%
530520 OPERATING SUPPLIES	498	750	750	0	0%
530540 BOOKS, DUES PUBLICATIONS	88	200	200	0	0%
530550 TRAINING	1,065	1,900	1,900	0	0%
530 OPERATING EXPENDITURES Total	24,669	32,385	32,385	0	0%
540 INTERNAL SERVICE CHARGES					
540101 OTHER CHRGS/OB-INTERNAL	50,305	66,294	63,448	(2,846)	-4%
540102 OTHER CHRGS/ADMIN FEE CONTRA	4,827	0	0	0	
540202 INTERNAL SERVICE FEES	0	7,333	6,720	(613)	-8%
540 INTERNAL SERVICE CHARGES Total	55,133	73,627	70,168	(3,459)	-5%
03 GUARDIAN AD LITEM Total	141,564	171,154	170,751	(402)	0%

SEMINOLE COUNTY GOVERNMENT FY 2018/19 ADOPTED BUDGET DOCUMENT

COURT SUPPORT DEPT

Judicial

The Eighteenth Judicial Circuit consists of Seminole and Brevard Counties. Sixteen judges with support staff of fifty-four employees serve in Seminole County. Court Administration manages all administrative and case management duties. Nearly 2.8 million new cases are filed each year in Florida's Trial Court and with the substantial population growth in Seminole County, the 18th Judicial Circuit caseload is growing each year.

As of July 1, 2004, pursuant to Senate Bill 2962 (Implementation of Revision 7 to Article V) a \$65 additional court cost was approved to be imposed on criminal traffic cases where the defendant was found guilty or pleaded guilty or nolo contendere. The Board adopted this fee by ordinance on June 8, 2004.

Since the implementation of Revision 7 to the Florida Constitution, Seminole County has continued to work closely with the judicial system. Seminole County will continue to fund facilities, security, existing criminal justice information systems, and communications as specified by the legislature as local requirements (F.S. 29.008).

The Court is responsible for being accessible, fair, effective, responsive and accountable to everyone. The Court also provides many services including but not limited to Adult Drug Court, Veteran's Court, Adoptions and mediation.

The 18th Judicial Circuit provides the following to the citizens of Seminole County:

- Access to the Courts in an innovative and effective manner
- Uphold and interpret the law
- Provide for the peaceful resolution of disputes
- Mediation services for contested family and civil law matters
- Foreign and Sign Language Interpreting services in court proceedings
- Problem Solving Court Programs such as Veteran's, Mental Health, Adult and Juvenile Drug Courts
- Various other services to meet the legal needs of the community

COURT SUPPORT

PROGRAM - ACCT MAJOR - OBJECT ACCT	FY17 ACTUALS	FY18 ADOPTED BUDGET	FY19 ADOPTED BUDGET	VARIANCE	%
03 JUDICIAL					
510 PERSONNEL SERVICES					
510120 REGULAR SALARIES & WAGES	137,534	143,077	145,910	2,833	2%
510210 SOCIAL SECURITY MATCHING	9,959	10,837	11,162	325	3%
510220 RETIREMENT CONTRIBUTIONS	10,491	11,219	12,052	833	7%
510230 HEALTH AND LIFE INSURANCE	24,505	26,624	31,444	4,820	18%
510240 WORKERS COMPENSATION	276	382	336	(47)	-12%
510 PERSONNEL SERVICES Total	182,765	192,140	200,904	8,764	5%
530 OPERATING EXPENDITURES					
530310 PROFESSIONAL SERVICES	21,240	27,500	27,500	0	0%
530340 OTHER SERVICES	3,345	2,400	2,400	0	0%
530450 INSURANCE	0	0	212,018	212,018	
530460 REPAIRS AND MAINTENANCE	0	0	0	0	
530490 OTHER CHARGES/OBLIGATIONS	44,644	0	0	0	
530510 OFFICE SUPPLIES	66	0	0	0	
530520 OPERATING SUPPLIES	6,136	1,230	1,230	0	0%
530522 OPERATING SUPPLIES-TECHNOLOGY	27,377	21,276	0	(21,276)	-100%
530540 BOOKS, DUES PUBLICATIONS	0	250	250	0	0%
530550 TRAINING	500	1,600	1,600	0	0%
530 OPERATING EXPENDITURES Total	103,308	54,256	244,998	190,742	352%
540 INTERNAL SERVICE CHARGES					
540101 OTHER CHRGS/OB-INTERNAL	2,017,456	2,141,358	2,048,363	(92,995)	-4%
540102 OTHER CHRGS/ADMIN FEE CONTRA	10,394	0	0	0	
540201 INTERNAL SER FEES-INSURANCE	225,632	197,734	0	(197,734)	-100%
540 INTERNAL SERVICE CHARGES Total	2,253,481	2,339,092	2,048,363	(290,729)	-12%
03 JUDICIAL Total	2,539,554	2,585,488	2,494,265	(91,223)	-4%

SEMINOLE COUNTY GOVERNMENT FY 2018/19 ADOPTED BUDGET DOCUMENT

COURT SUPPORT DEPT

Law Library

The Fred R. Wilson Law Library provides legal reference materials, referral services, and computer, internet, and West Law access for the judiciary, lawyers, courthouse personnel, and pro se to meet the legal needs of the community.

The Law Library was established by the laws of Florida Chapter 59-1963 and through Revision 7 of Article V, and is supported by 25% of the \$65 additional court cost revenue receipts.

The library provides the following services:

- Case Law & Statutes
- Practice Manuals & Form Books
- Legal Topics A-Z
- Westlaw Computer Resources
- CLE Courses
- Law Practice Resources
- Self-Help Law Books and Forms
- Legal Research
- Photocopier

COURT SUPPORT

PROGRAM - ACCT MAJOR - OBJECT ACCT	FY17 ACTUALS	FY18 ADOPTED BUDGET	FY19 ADOPTED BUDGET	VARIANCE	%
03 LAW LIBRARY					
540 INTERNAL SERVICE CHARGES					
540101 OTHER CHRGS/OB-INTERNAL	1,192	1,198	1,239	41	3%
540102 OTHER CHRGS/ADMIN FEE CONTRA	1,307	0	0	0	
540 INTERNAL SERVICE CHARGES Total	2,499	1,198	1,239	41	3%
580 GRANTS & AIDS					
580821 AID TO PRIVATE ORGANIZATIONS	108,750	108,750	99,443	(9,307)	-9%
580 GRANTS & AIDS Total	108,750	108,750	99,443	(9,307)	-9%
03 LAW LIBRARY Total	111,249	109,948	100,682	(9,266)	-8%

SEMINOLE COUNTY GOVERNMENT FY 2018/19 ADOPTED BUDGET DOCUMENT

COURT SUPPORT DEPT

Legal Aid

Seminole County Bar Association Legal Aid Society renders free civil legal services to residents of Seminole County whose income does not exceed 125% of the Federal Poverty Level. The goal of the provision of these services is to empower vulnerable residents to become self-sufficient, improve their quality of life and safeguard their safety, as well as the safety of members of our community. Priority of service is provided to victims of domestic violence, abused children, the disabled, veterans and the elderly in Seminole County.

Legal aid has been providing these services to the indigent community since 1975. Services are provided with the assistance of staff attorneys, support staff and a panel of volunteer attorneys, law students, and college students.

A new study, commissioned by the Florida Bar Foundation, shows that every dollar spent on civil legal services for the state's low-income residents yields more than \$7 in economic impacts. This study adds to a large body of empirical data – from Florida as well as other states – that clearly demonstrates that society at large benefits when the rights of the poorest and most vulnerable among us are protected. The study points out that civil legal aid also helps ease the burden on Florida's court system by helping people who are self-represented navigate the system and helping the public understand legal processes. Civil legal aid organizations also support and leverage the pro bono work of private attorneys. This study further shows that when vulnerable residents have a good way to resolve their civil legal problems, they can remain important assets to their families, on their jobs and in their communities.

As of July 2004, per Article V, Legal Aid became a local requirement and is funded through the General Fund as mandated in Florida Statute 29.008. Under Article V the budget for Legal Aid is based on a 1.5% increase over the prior fiscal years and is supported by 25% of the \$65 additional court cost revenue receipts.

Legal aid helps our residents as follows:

- Protect physically abused residents obtain protection orders, gain safe timesharing plans for their children, and obtain court orders providing support for their children
- Help vulnerable parents become appointed guardian advocate of their disabled children when their child turns 18 years of age and cannot make decision for themselves due to their disability
- Provide legal advice to veterans at monthly legal clinic held at Casselberry Library
- Assist vulnerable elderly, disabled, veteran, physically abused residents avoid immediate displacement from their housing by providing legal assistance
- Assist disabled foster youths obtain a high school education through legal advocacy at the school
- Helps residents looking for employment seal and expunge an eligible criminal record to secure employment

**SEMINOLE COUNTY GOVERNMENT
FY 2018/19 ADOPTED BUDGET DOCUMENT**

COURT SUPPORT DEPT

Legal Aid (CONT.)

- Help vulnerable grandparents gain custody of their grandchildren when parents are addicted to opioids and unable to properly care for their children
- Help vulnerable elderly resolve their consumer issues
- Provide legal education and assistance to vulnerable residents and groups such as the domestic violence and child abuse task force of Seminole County

COURT SUPPORT

PROGRAM - ACCT MAJOR - OBJECT ACCT	FY17 ACTUALS	FY18 ADOPTED BUDGET	FY19 ADOPTED BUDGET	VARIANCE	%
03 LEGAL AID					
540 INTERNAL SERVICE CHARGES					
540102 OTHER CHRGS/ADMIN FEE CONTRA	4,143	0	0	0	
540 INTERNAL SERVICE CHARGES Total	4,143	0	0	0	
580 GRANTS & AIDS					
580821 AID TO PRIVATE ORGANIZATIONS	340,808	345,921	351,110	5,189	2%
580 GRANTS & AIDS Total	340,808	345,921	351,110	5,189	2%
03 LEGAL AID Total	344,951	345,921	351,110	5,189	2%



**SEMINOLE COUNTY GOVERNMENT
FY 2018/19 ADOPTED BUDGET DOCUMENT**

LEISURE SERVICES DEPT

**EXTENSION SERVICES
GREENWAYS AND NATURAL LANDS
LEISURE SERVICES BUSINESS OFFICE
LIBRARY SERVICES
PARKS AND RECREATION**

SEMINOLE COUNTY GOVERNMENT FY 2018/19 ADOPTED BUDGET DOCUMENT

LEISURE SERVICES DEPT

Department Message

Seminole County Leisure Services Department's mission is; enriching lives through outstanding cultural, educational, environmental and recreational experiences. The Department's vision is providing quality accessible leisure programs, facilities, and services to Seminole County residents and visitors now and for the future. Leisure Services strives to be a nationally recognized agency for delivering excellence in leisure services. The Department is made up of four programs representing: Extension Services, Greenways & Natural Lands, Library Services, and Parks & Recreation; and is supported by the Leisure Services Business Office. Through these programs the Leisure Services Department provides quality services to the entire community with diverse leisure programs for all ages and an integrated, efficient, and safe system of parks, trails, recreational, extension, and library facilities.

Leisure Services strives to create recreational, conservation, preservation, and educational opportunities within the community that maintain healthy, vibrant, and balanced natural surroundings. The Department provides facilities and learning environments for the community to create and maintain healthy lifestyles through wellness opportunities. The Department also provides sound financial management to ensure fiscal sustainability and effective decision making by providing staff with the necessary resources and tools for success. Leisure Services is driven by five goal focus areas which are instrumental in our programming and service delivery: Community Building & Social Equity, Economic Impact, Environmental Sustainability, Health & Wellness, and Financial Sustainability.

SEMINOLE COUNTY GOVERNMENT FY 2018/19 ADOPTED BUDGET DOCUMENT

LEISURE SERVICES DEPT

Department Goals/Objectives/Performance Measures

GOAL: COMMUNITY BUILDING & SOCIAL EQUITY – PROVIDE COMMUNITY ACCESS, ENGAGEMENT, AND AWARENESS THAT ARE SOCIALLY EQUITABLE TO SEMINOLE COUNTY RESIDENTS AND VISITORS.

Objective: Ensure that the community has access to the benefits of local parks, libraries, extension, and natural lands experiences and opportunities.

Performance Measure: # of programs offered

FY15	FY16	FY17	FY18	FY19
<u>Actual</u>	<u>Actual</u>	<u>Actual</u>	<u>Actual</u>	<u>Projected</u>
4,207	3,475	3,559	3,735	3,858

Performance Measure: # of program participants

FY15	FY16	FY17	FY18	FY19
<u>Actual</u>	<u>Actual</u>	<u>Actual</u>	<u>Actual</u>	<u>Projected</u>
877,378	809,677	968,947	972,581	999,202

Performance Measure: # of Library Registered Borrowers

FY15	FY16	FY17	FY18	FY19
<u>Actual</u>	<u>Actual</u>	<u>Actual</u>	<u>Actual</u>	<u>Projected</u>
300,659	319,151	332,610	352,121	365,000

Performance Measure: # of Virtual Library Visits (Catalog and Library Webpage)

FY15	FY16	FY17	FY18	FY19
<u>Actual</u>	<u>Actual</u>	<u>Actual</u>	<u>Actual</u>	<u>Projected</u>
4,050,070	4,782,584	4,670,416	4,802,896	4,946,983

Objective: Increase community engagement to Parks, Trails, Libraries and Extension Services through volunteerism and social connections.

Performance Measure: # of Library Registered Borrowers

FY15	FY16	FY17	FY18	FY19
<u>Actual</u>	<u>Actual</u>	<u>Actual</u>	<u>Actual</u>	<u>Projected</u>
32,009	30,033	30,814	32,354	34,925

SEMINOLE COUNTY GOVERNMENT FY 2018/19 ADOPTED BUDGET DOCUMENT

LEISURE SERVICES DEPT

Department Goals/Objectives/Performance Measures (CONT.)

Performance Measure: # of visitors to Seminole County Leisure Services Department webpage and Facebook

FY15	FY16	FY17	FY18	FY19
<u>Actual</u>	<u>Actual</u>	<u>Actual</u>	<u>Actual</u>	<u>Projected</u>
90,773*	1,003,236	1,058,422	859,703	855,494

* Facebook data unavailable in FY 14/15; Webpage views only for Sept 2015

Objective: Increase community awareness of program and services offering to underserved populations and help them feel connected.

Performance Measure: # of “Scholarship Seminole” scholarships awarded

FY15	FY16	FY17	FY18	FY19
<u>Actual</u>	<u>Actual</u>	<u>Actual</u>	<u>Actual</u>	<u>Projected</u>
50	90	107	110	125

Performance Measure: # of families served through expanded food and nutrition education program

FY15	FY16	FY17	FY18	FY19
<u>Actual</u>	<u>Actual</u>	<u>Actual</u>	<u>Actual</u>	<u>Projected</u>
167	153	154	160	175

GOAL: ECONOMIC IMPACT – GENERATE ECONOMICALLY IMPACTFUL LEISURE OPPORTUNITIES TO PROVIDE ECONOMIC GROWTH THROUGH LEISURE PROGRAMS AND SERVICES.

Objective: Create opportunities and experiences that provide for economic growth and sustainability in the community.

Performance Measure: Amount of program revenue generated

FY15	FY16	FY17	FY18	FY19
<u>Actual</u>	<u>Actual</u>	<u>Actual</u>	<u>Actual</u>	<u>Projected</u>
\$1,642,300	\$1,928,664	\$2,004,213	\$2,225,698	\$2,254,500

Performance Measure: # of Small Business Seminars for entrepreneurs and new business owners

FY15	FY16	FY17	FY18	FY19
<u>Actual</u>	<u>Actual</u>	<u>Actual</u>	<u>Actual</u>	<u>Projected</u>
13	16	15	14	15

SEMINOLE COUNTY GOVERNMENT FY 2018/19 ADOPTED BUDGET DOCUMENT

LEISURE SERVICES DEPT

Department Goals/Objectives/Performance Measures (CONT.)

Performance Measure: # of entrepreneurs and small business owners attending small business seminars

FY15	FY16	FY17	FY18	FY19
<u>Actual</u>	<u>Actual</u>	<u>Actual</u>	<u>Actual</u>	<u>Projected</u>
266	346	265	327	335

Objective: To provide an investment in infrastructure needed to accommodate revenue generating sporting events and tourism benefiting the local economy.

Performance Measure: # of revenue generating sporting events hosted

FY15	FY16	FY17	FY18	FY19
<u>Actual</u>	<u>Actual</u>	<u>Actual</u>	<u>Actual</u>	<u>Projected</u>
114	126	122	130	135

Performance Measure: Amount of economic impact generated

FY15	FY16	FY17	FY18	FY19
<u>Actual</u>	<u>Actual</u>	<u>Actual</u>	<u>Actual</u>	<u>Projected</u>
\$13.7M	\$30M	\$35M	\$40M	\$45M

Objective: Partner with local and regional affiliate groups to increase visibility of facilities on the national stage.

Performance Measure: # of national events/tournaments hosted at facilities

FY15	FY16	FY17	FY18	FY19
<u>Actual</u>	<u>Actual</u>	<u>Actual</u>	<u>Actual</u>	<u>Projected</u>
6	4	4	3	5

Performance Measure: # number local and regional partnerships

FY15	FY16	FY17	FY18	FY19
<u>Actual</u>	<u>Actual</u>	<u>Actual</u>	<u>Actual</u>	<u>Projected</u>
129	134	137	190	167

SEMINOLE COUNTY GOVERNMENT FY 2018/19 ADOPTED BUDGET DOCUMENT

LEISURE SERVICES DEPT

Department Goals/Objectives/Performance Measures (CONT.)

GOAL: ENVIRONMENTAL SUSTAINABILITY- PROVIDE ENVIRONMENTAL SUSTAINABILITY OPPORTUNITIES FOR THE COMMUNITY THROUGH EDUCATION, RECREATION, AND CONSERVATION PROGRAMS AND FACILITIES.

Objective: Create recreational, conservation, preservation, and educational opportunities within the community that maintain healthy, vibrant, and balanced natural surroundings.

Performance Measure: # number local and regional partnerships

FY15	FY16	FY17	FY18	FY19
<u>Actual</u>	<u>Actual</u>	<u>Actual</u>	<u>Actual</u>	<u>Projected</u>
696	523	503	442	512

Performance Measure: # of program participants

FY15	FY16	FY17	FY18	FY19
<u>Actual</u>	<u>Actual</u>	<u>Actual</u>	<u>Actual</u>	<u>Projected</u>
24,389	12,989	25,039	19,575	23,108

Objective: Promote and manage the County's Natural Lands program by providing environmental education programs and services.

Performance Measure: # of SMALL BUSINESS SEMINARS for entrepreneurs and new business owners

FY15	FY16	FY17	FY18	FY19
<u>Actual</u>	<u>Actual</u>	<u>Actual</u>	<u>Actual</u>	<u>Projected</u>
80	89	103	99	106

Performance Measure: # of program participants

FY15	FY16	FY17	FY18	FY19
<u>Actual</u>	<u>Actual</u>	<u>Actual</u>	<u>Actual</u>	<u>Projected</u>
7,281	7,007	10,963	9,501	11,501

Objective: Manage lands for passive recreation activities through best-management practices.

Performance Measure: # of passive parks facility visits by car counter

FY15	FY16	FY17	FY18	FY19
<u>Actual</u>	<u>Actual</u>	<u>Actual</u>	<u>Actual</u>	<u>Projected</u>
296,876	314,431	332,889	270,071	304,000

SEMINOLE COUNTY GOVERNMENT FY 2018/19 ADOPTED BUDGET DOCUMENT

LEISURE SERVICES DEPT

Department Goals/Objectives/Performance Measures (CONT.)

Performance Measure: # of passive parks facility rentals

FY15	FY16	FY17	FY18	FY19
<u>Actual</u>	<u>Actual</u>	<u>Actual</u>	<u>Actual</u>	<u>Projected</u>
1,334	1,849	1,494	1,568	1,600

Objective: Promote and manage the County’s Florida Friendly Yards and Neighborhood program by providing education programs and services.

Performance Measure: # of Florida Friendly Yards and Neighborhood programs offered

FY15	FY16	FY17	FY18	FY19
<u>Actual</u>	<u>Actual</u>	<u>Actual</u>	<u>Actual</u>	<u>Projected</u>
58	46	52	10	36

Performance Measure: # of program participants

FY15	FY16	FY17	FY18	FY19
<u>Actual</u>	<u>Actual</u>	<u>Actual</u>	<u>Actual</u>	<u>Projected</u>
1,258	1,476	1,194	130	650

GOAL: HEALTH & WELLNESS - PROVIDE HEALTH AND WELLNESS OPPORTUNITIES FOR THE COMMUNITY THROUGH PROGRAMMING AND SERVICES THAT PROMOTE A HEALTHY LIFESTYLE.

Objective: Provide facilities and learning environments for the community to create and maintain healthy lifestyles through wellness opportunities.

Performance Measure: # of facilities utilized for use by community groups and organizations to host health and wellness classes

FY15	FY16	FY17	FY18	FY19
<u>Actual</u>	<u>Actual</u>	<u>Actual</u>	<u>Actual</u>	<u>Projected</u>
11	11	12	12	12

Performance Measure: # of programs provided by community groups and organizations to host health and wellness classes

FY15	FY16	FY17	FY18	FY19
<u>Actual</u>	<u>Actual</u>	<u>Actual</u>	<u>Actual</u>	<u>Projected</u>
121	172	185	239	260

SEMINOLE COUNTY GOVERNMENT FY 2018/19 ADOPTED BUDGET DOCUMENT

LEISURE SERVICES DEPT

Department Goals/Objectives/Performance Measures (CONT.)

Objective: Offer wide range of activities and services to provide the community additional opportunities to improve and maintain health and wellness.

Performance Measure: # of varied programs offered which promote health and wellness

FY15	FY16	FY17	FY18	FY19
<u>Actual</u>	<u>Actual</u>	<u>Actual</u>	<u>Actual</u>	<u>Projected</u>
145	163	191	226	233

Performance Measure: # of individuals participating in programs which promote health and wellness

FY15	FY16	FY17	FY18	FY19
<u>Actual</u>	<u>Actual</u>	<u>Actual</u>	<u>Actual</u>	<u>Projected</u>
8,631	12,933	16,110	18,124	19,441

Objective: Identify and partner with internal and external agencies to expand health and wellness opportunities throughout the community.

Performance Measure: #of events hosted in partnership with internal and/or external agencies to promote health and wellness

FY15	FY16	FY17	FY18	FY19
<u>Actual</u>	<u>Actual</u>	<u>Actual</u>	<u>Actual</u>	<u>Projected</u>
85	110	168	200	226

Performance Measure: # of partnerships created to expand health and wellness opportunities throughout the community

FY15	FY16	FY17	FY18	FY19
<u>Actual</u>	<u>Actual</u>	<u>Actual</u>	<u>Actual</u>	<u>Projected</u>
17	23	23	30	34

SEMINOLE COUNTY GOVERNMENT FY 2018/19 ADOPTED BUDGET DOCUMENT

LEISURE SERVICES DEPT

Department Goals/Objectives/Performance Measures (CONT.)

GOAL: FINANCIAL SUSTAINABILITY - CREATE FINANCIAL SUSTAINABILITY THROUGH SOUND FINANCIAL PRACTICES, PROPER CARE OF EQUIPMENT AND FACILITIES, AND RESPONSIBLE USE OF FUNDING AND REVENUE OPPORTUNITIES.

Objective: Provide sound financial management in the Department to ensure fiscal sustainability and effective decision making by providing staff with the necessary resources and tools for success.

Performance Measure: % of staff participating in continued education training

FY15	FY16	FY17	FY18	FY19
<u>Actual</u>	<u>Actual</u>	<u>Actual</u>	<u>Actual</u>	<u>Projected</u>
77%	71%	70%	70%	75%

Performance Measure: \$ spent in training and certification of staff

FY15	FY16	FY17	FY18	FY19
<u>Actual</u>	<u>Actual</u>	<u>Actual</u>	<u>Actual</u>	<u>Projected</u>
\$1,012	\$9,284	\$13,336	\$12,978	\$20,722

Objective: Determine life cycles for equipment and schedule routine maintenance and budget for replacement.

Performance Measure: # of work orders entered through fleet

FY15	FY16	FY17	FY18	FY19
<u>Actual</u>	<u>Actual</u>	<u>Actual</u>	<u>Actual</u>	<u>Projected</u>
536	535	552	574	600

Objective: Utilize budget resources to maximize efficiency and effectiveness.

Performance Measure: % of library materials budget spent on electronic/digital content

FY15	FY16	FY17	FY18	FY19
<u>Actual</u>	<u>Actual</u>	<u>Actual</u>	<u>Actual</u>	<u>Projected</u>
20%	17%	21%	29%	34%

Performance Measure: \$ amount of budget savings

FY15	FY16	FY17	FY18	FY19
<u>Actual</u>	<u>Actual</u>	<u>Actual</u>	<u>Actual</u>	<u>Projected</u>
211,761	397,622	222,740	200,000	200,000

LEISURES SERVICES

FUND TYPE - DIVISION	FY17 ACTUALS	FY18 ADOPTED BUDGET	FY19 ADOPTED BUDGET	VARIANCE	%
01 GENERAL FUNDS					
04 EXTENSION SERVICES	391,997	465,209	471,207	5,999	1%
04 GREENWAYS AND NATURAL LANDS	3,710,538	4,193,041	4,382,692	189,651	5%
04 LEISURE BUSINESS OFFICE	761,518	762,137	784,661	22,524	3%
04 LIBRARY SERVICES	6,099,577	6,572,327	6,390,427	(181,900)	-3%
04 PARKS AND RECREATION	3,428,352	3,170,009	4,139,746	969,738	31%
01 GENERAL FUNDS Total	14,391,982	15,162,722	16,168,733	1,006,011	7%
02 REPLACEMENT FUNDS					
04 EXTENSION SERVICES	0	0	29,427	29,427	
04 GREENWAYS AND NATURAL LANDS	67,901	0	0	0	
04 LIBRARY SERVICES	0	0	54,800	54,800	
04 PARKS AND RECREATION	50,027	52,600	84,552	31,952	61%
02 REPLACEMENT FUNDS Total	117,928	52,600	168,779	116,179	221%
03 AGENCY FUNDS					
04 EXTENSION SERVICES	33,079	0	0	0	
04 GREENWAYS AND NATURAL LANDS	(1,047)	0	0	0	
04 LEISURE BUSINESS OFFICE	65	0	18,000	18,000	
04 LIBRARY SERVICES	69,353	25,000	0	(25,000)	-100%
04 PARKS AND RECREATION	0	22,431	1,000	(21,431)	-96%
03 AGENCY FUNDS Total	101,450	47,431	19,000	(28,431)	-60%
05 SALES TAX FUNDS					
04 GREENWAYS AND NATURAL LANDS	0	111,662	0	(111,662)	-100%
05 SALES TAX FUNDS Total	0	111,662	0	(111,662)	-100%
08 TOURISM FUNDS					
04 PARKS AND RECREATION	5,733,730	232,015	213,563	(18,451)	-8%
08 TOURISM FUNDS Total	5,733,730	232,015	213,563	(18,451)	-8%
11 GRANT FUNDS					
04 GREENWAYS AND NATURAL LANDS	0	0	0	0	
04 LIBRARY SERVICES	0	0	0	0	
11 GRANT FUNDS Total	0	0	0	0	
13 SPECIAL REVENUE FUNDS					
04 GREENWAYS AND NATURAL LANDS	162,272	62,000	187,500	125,500	202%
04 LIBRARY SERVICES	109,464	127,823	127,823	0	0%
13 SPECIAL REVENUE FUNDS Total	271,737	189,823	315,323	125,500	66%
15 CRA FUNDS					
04 GREENWAYS AND NATURAL LANDS	0	0	0	0	
15 CRA FUNDS Total	0	0	0	0	
18 CAPITAL FUNDS					
04 GREENWAYS AND NATURAL LANDS	41,072	811,762	50,909	(760,853)	-94%
04 PARKS AND RECREATION	1,918,359	0	0	0	
18 CAPITAL FUNDS Total	1,959,432	811,762	50,909	(760,853)	-94%
Grand Total	22,576,259	16,608,014	16,936,307	328,293	2%

SEMINOLE COUNTY GOVERNMENT FY 2018/19 ADOPTED BUDGET DOCUMENT

LEISURE SERVICES DEPT

Extension Services

Program Message

Extension Services is a cooperative partnership between Seminole County Government and the University of Florida (UF). The Extension Service's education programs are directed at broad national and state concerns, as well as issues specific to Seminole County, with locally determined and citizen influenced priorities.

Extension Services program areas include: 4-H Youth Development is a youth education program which provides youth the opportunity to learn life skills needed to become productive and self-reliant members of society, good citizens and leaders of tomorrow. Florida Yards and Neighborhood program educates homeowners about how to design, install and maintain healthy landscapes that use a minimum of water, fertilizer, and pesticides. Urban Horticulture promotes the environmentally sound practices to manage plants inside/outside your home, while the Master Gardner program trains volunteers in basic horticulture principles. Families and Consumers Sciences program provides solutions to improve your health, home, finances and family life. Commercial Horticulture/Agriculture is a program where commercial growers and livestock producers can access up to date production and marketing information.

The program's priority initiatives that guide program development, delivery and impact assessment are:

- Increase the sustainability, profitability and competitiveness of agriculture and horticultural enterprises;
- Enhance and protect water quality, quantity, and supply;
- Enhance and conserve Florida's natural resources and environmental quality;
- Produce and conserve traditional and alternative forms of energy;
- Empower individuals and families to build healthy lives and achieve social and economic success;
- Strengthen urban and rural community resources and economic development;
- Prepare youth to be responsible citizens and productive members of the workforce.

LEISURES SERVICES

PROGRAM - ACCT MAJOR - OBJECT ACCT	FY17 ACTUALS	FY18 ADOPTED BUDGET	FY19 ADOPTED BUDGET	VARIANCE	%
04 EXTENSION SERVICE					
360 MISCELLANEOUS REVENUES					
366100 CONTRIBUTIONS & DONATIONS	35	0	0	0	
360 MISCELLANEOUS REVENUES Total	35	0	0	0	
510 PERSONNEL SERVICES					
510120 REGULAR SALARIES & WAGES	194,764	252,445	251,990	(455)	0%
510140 OVERTIME	2,508	0	0	0	
510150 SPECIAL PAY	600	600	600	0	0%
510210 SOCIAL SECURITY MATCHING	12,811	19,204	19,277	73	0%
510220 RETIREMENT CONTRIBUTIONS	13,153	14,123	18,683	4,561	32%
510230 HEALTH AND LIFE INSURANCE	29,532	34,351	29,197	(5,153)	-15%
510240 WORKERS COMPENSATION	729	995	1,169	174	17%
510 PERSONNEL SERVICES Total	254,096	321,717	320,916	(801)	0%
530 OPERATING EXPENDITURES					
530340 OTHER SERVICES	3,486	0	0	0	
530400 TRAVEL AND PER DIEM	1,551	3,852	3,626	(226)	-6%
530401 TRAVEL - TRAINING RELATED	3,516	4,024	4,210	186	5%
530402 TRAVEL - TRAINING NON-EMPLOYEE	0	0	0	0	
530420 TRANSPORTATION	198	150	200	50	33%
530430 UTILITIES	10,055	11,225	11,225	0	0%
530439 UTILITIES-OTHER	8,882	5,094	5,094	0	0%
530440 RENTAL AND LEASES	110	0	0	0	
530450 INSURANCE	0	0	2,466	2,466	
530460 REPAIRS AND MAINTENANCE	300	250	250	0	0%
530490 OTHER CHARGES/OBLIGATIONS	7,258	1,200	1,200	0	0%
530510 OFFICE SUPPLIES	6,160	2,142	2,742	600	28%
530520 OPERATING SUPPLIES	18,284	21,091	20,554	(537)	-3%
530521 EQUIPMENT \$1000-\$4999	0	0	0	0	
530522 OPERATING SUPPLIES-TECHNOLOGY	200	2,080	2,080	0	0%
530540 BOOKS, DUES PUBLICATIONS	7,017	3,561	3,488	(73)	-2%
530550 TRAINING	2,212	1,555	1,555	0	0%
530 OPERATING EXPENDITURES Total	69,229	56,224	58,690	2,466	4%
540 INTERNAL SERVICE CHARGES					
540101 OTHER CHRGS/OB-INTERNAL	57,318	79,884	86,986	7,101	9%
540102 OTHER CHRGS/ADMIN FEE CONTRA	30,067	0	0	0	
540201 INTERNAL SER FEES-INSURANCE	2,419	2,400	0	(2,400)	-100%
540202 INTERNAL SERVICE FEES	0	4,983	4,615	(368)	-7%
540 INTERNAL SERVICE CHARGES Total	89,805	87,267	91,601	4,334	5%
560 CAPITAL OUTLAY					
560642 EQUIPMENT >\$4999	0	0	29,427	29,427	
560 CAPITAL OUTLAY Total	0	0	29,427	29,427	
580 GRANTS & AIDS					
580830 4C COMMUNITY CARE/CHILDRN	11,911	0	0	0	
580 GRANTS & AIDS Total	11,911	0	0	0	
04 EXTENSION SERVICE Total	425,076	465,209	500,634	35,426	8%

SEMINOLE COUNTY GOVERNMENT FY 2018/19 ADOPTED BUDGET DOCUMENT

LEISURE SERVICES DEPT

Greenways and Natural Lands

Program Message

Greenways and Natural Lands purpose is the preservation and management of passive parks, natural land, greenways and public landscapes within Seminole County; to enhance or promote biodiversity, environmental education and passive based recreation for existing and future generations; and to maintain Seminole County's developed properties for resident and visitor in an aesthetically-pleasing, efficient and environmentally responsible manner.

The Greenways and Natural Lands program areas include: Greenways and Trails, which maintains approximately 40+ miles of the County's interconnected system of paved trails, including designated pedestrian bridges and underpasses. Also included are the paved and unpaved trails present within each park. Passive Parks maintains the aesthetics and safety of 21 un-staffed park locations in Seminole County. These park types include boat ramps, neighborhood parks, trailheads and specialty parks. They range in size from Jamestown Park's 1 acre to Henry Levy Mullet Lake Park's 151 acres. The Natural Lands Program has opened a total of 12 of the 13 Natural Lands Program sites for public access consisting of over 97% of NLP acreage. The total Natural Lands Program properties total over 6,628 Acres.

The program provides the following services:

- Maintains County's interconnected system of paved trails, including designated pedestrian bridges, underpasses, and paved, and unpaved trails present within each park;
- Maintains the aesthetics and safety of un-staffed park locations in Seminole County;
- Streetscapes: Coordinating and supervising the maintenance of 60+ miles of landscaped medians throughout the County through several private contracts. The plantings within the median landscapes are maintained following best management practices for the long-term survivability of drought tolerant species;
- Public Facility Landscape Maintenance: responsible for the landscape maintenance at 60+ public buildings and undeveloped County lots maintained at various levels of service through several private contracts;
- Construction and Maintenance Assistance – The Projects Team: provides assistance to the Leisure Services Department in emergency repairs and special construction projects. The Projects Team handles priority or emergency safety projects –such as immediate repairs to facility amenities – as well as proactive inspection of park facilities and inspection of play equipment and other park amenities;
- Land preservation and management of the County's wilderness areas and preserves, maintaining the properties to allow for passive uses such as hiking, biking, horseback riding and ;
- Operates the Ed Yarborough Nature Center for environmental educational and conservation purposes;
- Provides educational outreach to local schools to promote Natural Lands interest, conducts monthly guided hikes through existing Natural Lands properties to promote education;

**SEMINOLE COUNTY GOVERNMENT
FY 2018/19 ADOPTED BUDGET DOCUMENT**

LEISURE SERVICES DEPT

Greenways and Natural Lands (CONT.)

Program Message

- Coordinates volunteer efforts for camps, natural lands maintenance, and special events;
- Participates in the planning of Natural Lands evaluations for future protection and/or acquisition;
- Keep Natural Lands Best Management Practices current through outreach and coordination with local Water Management Districts and other Land Management Agencies.

LEISURES SERVICES

PROGRAM - ACCT MAJOR - OBJECT ACCT	FY17 ACTUALS	FY18 ADOPTED BUDGET	FY19 ADOPTED BUDGET	VARIANCE	%
04 GREENWAYS & NATURAL LANDS					
330 INTERGOVERNMENTAL REVENUE					
331720 FEDERAL RECREATION GRANT	0	0	0	0	
334392 OTHER PHYSICAL ENVIRONMENT	(15,000)	0	(40,000)	(40,000)	
334750 ENVIRONMENTAL PROTECTION GRANT	0	0	0	0	
330 INTERGOVERNMENTAL REVENUE Total	(15,000)	0	(40,000)	(40,000)	
340 CHARGES FOR SERVICES					
341359 ADMIN FEE - MSBU FUNDS	(1,750)	(1,800)	(1,800)	0	0%
347201 PASSIVE PARKS AND TRAILS	(41,857)	0	0	0	
347501 YARBOROUGH NATURE CENTER	(39,655)	0	0	0	
340 CHARGES FOR SERVICES Total	(83,262)	(1,800)	(1,800)	0	0%
360 MISCELLANEOUS REVENUES					
362100 RENTS AND ROYALTIES	(10,750)	0	0	0	
366270 MEMORIAL TREE DONATIONS	(1,272)	0	0	0	
369900 MISCELLANEOUS-OTHER	(510)	0	0	0	
360 MISCELLANEOUS REVENUES Total	(12,532)	0	0	0	
510 PERSONNEL SERVICES					
510120 REGULAR SALARIES & WAGES	756,837	854,865	849,737	(5,128)	-1%
510125 PART-TIME PERSONNEL	10,839	0	0	0	
510140 OVERTIME	3,267	1,545	1,545	0	0%
510150 SPECIAL PAY	600	600	600	0	0%
510210 SOCIAL SECURITY MATCHING	55,410	64,906	65,123	217	0%
510220 RETIREMENT CONTRIBUTIONS	58,538	67,074	70,316	3,241	5%
510230 HEALTH AND LIFE INSURANCE	191,014	225,228	256,334	31,105	14%
510240 WORKERS COMPENSATION	27,189	33,381	32,912	(469)	-1%
510 PERSONNEL SERVICES Total	1,103,694	1,247,600	1,276,567	28,967	2%
530 OPERATING EXPENDITURES					
530310 PROFESSIONAL SERVICES	2,802	28,800	28,800	0	0%
530340 OTHER SERVICES	63,513	92,920	132,920	40,000	43%
530400 TRAVEL AND PER DIEM	1,193	1,800	1,800	0	0%
530401 TRAVEL - TRAINING RELATED	731	0	0	0	
530420 TRANSPORTATION	0	0	0	0	
530430 UTILITIES	23,953	24,458	24,458	0	0%
530439 UTILITIES-OTHER	30,345	29,330	29,330	0	0%
530440 RENTAL AND LEASES	8,845	8,000	8,000	0	0%
530450 INSURANCE	0	0	4,725	4,725	
530460 REPAIRS AND MAINTENANCE	2,075,915	2,187,647	2,187,647	0	0%
530469 REPAIRS/MAINTENANCE-OTHER	0	0	0	0	
530470 PRINTING AND BINDING	192	0	0	0	
530480 PROMOTIONAL ACTIVITIES	248	0	0	0	
530490 OTHER CHARGES/OBLIGATIONS	350	100	2,600	2,500	2500%
530510 OFFICE SUPPLIES	3,412	850	850	0	0%
530520 OPERATING SUPPLIES	154,082	185,918	185,918	0	0%
530521 EQUIPMENT \$1000-\$4999	2,820	1,000	1,000	0	0%
530522 OPERATING SUPPLIES-TECHNOLOGY	665	584	4,034	3,450	591%
530529 OPERATING SUPPLIES-OTHER	4,913	0	0	0	
530540 BOOKS, DUES PUBLICATIONS	1,049	770	950	180	23%
530550 TRAINING	2,467	4,220	4,220	0	0%
530 OPERATING EXPENDITURES Total	2,377,494	2,566,397	2,617,252	50,855	2%
540 INTERNAL SERVICE CHARGES					
540101 OTHER CHRGS/OB-INTERNAL	267,842	429,220	374,782	(54,438)	-13%
540102 OTHER CHRGS/ADMIN FEE CONTRA	97,605	0	0	0	
540103 OTHER CHRGS/ENGINEERING COST	0	0	0	0	
540201 INTERNAL SER FEES-INSURANCE	14,502	10,234	0	(10,234)	-100%

LEISURES SERVICES

PROGRAM - ACCT MAJOR - OBJECT ACCT	FY17 ACTUALS	FY18 ADOPTED BUDGET	FY19 ADOPTED BUDGET	VARIANCE	%
540202 INTERNAL SERVICE FEES	0	7,345	6,801	(544)	-7%
540 INTERNAL SERVICE CHARGES Total	379,950	446,799	381,583	(65,216)	-15%
560 CAPITAL OUTLAY					
560610 LAND	0	0	0	0	
560630 IMPROVEMENTS OTH THAN BLD	131,970	0	0	0	
560642 EQUIPMENT >\$4999	67,901	52,600	177,552	124,952	238%
560650 CONSTRUCTION IN PROGRESS	30,303	822,807	387,500	(435,307)	-53%
560680 CONSTRUCTION & DESIGN	220	96,662	0	(96,662)	-100%
560699 PROJECT CONTINGENCY	0	0	0	0	
560 CAPITAL OUTLAY Total	230,393	972,069	565,052	(407,017)	-42%
580 GRANTS & AIDS					
580811 AID TO GOVT AGENCIES	0	0	0	0	
580 GRANTS & AIDS Total	0	0	0	0	
04 GREENWAYS & NATURAL LANDS Total	3,980,737	5,231,065	4,798,654	(432,411)	-8%

SEMINOLE COUNTY GOVERNMENT FY 2018/19 ADOPTED BUDGET DOCUMENT

LEISURE SERVICES DEPT

Leisure Services Business Office

Program Message

Leisure Services Business Office purpose is to deliver support services to the Leisure Services Department. The Business Office provides management and oversight of the entire department through the following functions:

- Personnel and Administration services;
- Financial Analysis;
- Budget development and fiscal support;
- Fleet and Facility coordination/oversight;
- Contract management and coordination;
- Invoice processing and payment.

LEISURES SERVICES

PROGRAM - ACCT MAJOR - OBJECT ACCT	FY17 ACTUALS	FY18 ADOPTED BUDGET	FY19 ADOPTED BUDGET	VARIANCE	%
04 LEISURE BUSINESS OFFICE					
360 MISCELLANEOUS REVENUES					
366100 CONTRIBUTIONS & DONATIONS	0	0	0	0	
360 MISCELLANEOUS REVENUES Total	0	0	0	0	
510 PERSONNEL SERVICES					
510120 REGULAR SALARIES & WAGES	382,238	406,306	409,276	2,970	1%
510140 OVERTIME	7,164	0	0	0	
510150 SPECIAL PAY	3,300	3,300	3,300	0	0%
510210 SOCIAL SECURITY MATCHING	28,654	30,775	31,310	535	2%
510220 RETIREMENT CONTRIBUTIONS	48,313	51,546	55,466	3,921	8%
510230 HEALTH AND LIFE INSURANCE	69,042	80,634	101,724	21,089	26%
510240 WORKERS COMPENSATION	4,766	6,605	6,730	125	2%
510 PERSONNEL SERVICES Total	543,478	579,166	607,805	28,640	5%
530 OPERATING EXPENDITURES					
530340 OTHER SERVICES	0	0	0	0	
530400 TRAVEL AND PER DIEM	500	1,930	1,930	0	0%
530401 TRAVEL - TRAINING RELATED	524	0	4,000	4,000	
530420 TRANSPORTATION	0	0	0	0	
530460 REPAIRS AND MAINTENANCE	0	0	0	0	
530490 OTHER CHARGES/OBLIGATIONS	0	0	0	0	
530499 CHARGES/OBLIGATIONS-CONTINGENC	0	0	18,000	18,000	
530510 OFFICE SUPPLIES	1,464	250	250	0	0%
530520 OPERATING SUPPLIES	332	522	522	0	0%
530522 OPERATING SUPPLIES-TECHNOLOGY	13,541	14,804	874	(13,930)	-94%
530540 BOOKS, DUES PUBLICATIONS	980	1,340	980	(360)	-27%
530550 TRAINING	805	830	1,830	1,000	120%
530 OPERATING EXPENDITURES Total	18,146	19,676	28,386	8,710	44%
540 INTERNAL SERVICE CHARGES					
540101 OTHER CHRGS/OB-INTERNAL	24,429	26,436	27,250	814	3%
540102 OTHER CHRGS/ADMIN FEE CONTRA	41,827	0	0	0	
540202 INTERNAL SERVICE FEES	0	2,121	1,937	(184)	-9%
540 INTERNAL SERVICE CHARGES Total	66,256	28,557	29,187	630	2%
580 GRANTS & AIDS					
580821 AID TO PRIVATE ORGANIZATIONS	133,703	134,738	137,282	2,544	2%
580 GRANTS & AIDS Total	133,703	134,738	137,282	2,544	2%
04 LEISURE BUSINESS OFFICE Total	761,582	762,137	802,661	40,524	5%

**SEMINOLE COUNTY GOVERNMENT
FY 2018/19 ADOPTED BUDGET DOCUMENT**

LEISURE SERVICES DEPT

Library Services

Program Message

Library Services purpose is to provide services that connect the community to information, ideas, discovery, and learning opportunities. The Program focuses to engage the community with books, digital content, and programming. These services include collection development, public relations, and programming which promote early literacy and lifelong learning.

The program provides the following services:

- Administration and supervision of five library branches;
- Administration and supervision of virtual services;
- Collections development and procurement of print and digital resources;
- Public programming that promotes early literacy and life-long learning;
- Access to technology and digital content to meet public need, to increase access and to bridge the digital divided.

LEISURES SERVICES

PROGRAM - ACCT MAJOR - OBJECT ACCT	FY17 ACTUALS	FY18 ADOPTED BUDGET	FY19 ADOPTED BUDGET	VARIANCE	%
04 LIBRARY SERVICES					
330 INTERGOVERNMENTAL REVENUE					
331722 FEDERAL CULTURE & REC GRANT	(6,005)	0	0	0	
330 INTERGOVERNMENTAL REVENUE Total	(6,005)	0	0	0	
350 JUDGEMENTS FINES & FORFEIT					
352100 LIBRARY	(159,758)	0	0	0	
350 JUDGEMENTS FINES & FORFEIT Total	(159,758)	0	0	0	
360 MISCELLANEOUS REVENUES					
366100 CONTRIBUTIONS & DONATIONS	(1,263)	(24,000)	(50,000)	(26,000)	108%
369900 MISCELLANEOUS-OTHER	47	0	0	0	
369910 COPYING FEES	(51,850)	(50,000)	(50,000)	0	0%
360 MISCELLANEOUS REVENUES Total	(53,065)	(74,000)	(100,000)	(26,000)	35%
399 FUND BALANCE					
399999 BEGINNING FUND BALANCE	0	0	0	0	
399 FUND BALANCE Total	0	0	0	0	
510 PERSONNEL SERVICES					
510120 REGULAR SALARIES & WAGES	2,213,248	3,027,092	2,914,467	(112,625)	-4%
510125 PART-TIME PERSONNEL	590,451	0	0	0	
510140 OVERTIME	63,720	0	0	0	
510150 SPECIAL PAY	2,850	3,000	1,800	(1,200)	-40%
510210 SOCIAL SECURITY MATCHING	213,533	229,859	228,694	(1,164)	-1%
510220 RETIREMENT CONTRIBUTIONS	222,299	238,157	250,702	12,545	5%
510230 HEALTH AND LIFE INSURANCE	495,877	550,979	652,150	101,171	18%
510240 WORKERS COMPENSATION	5,526	8,113	6,876	(1,237)	-15%
510 PERSONNEL SERVICES Total	3,807,504	4,057,199	4,054,689	(2,510)	0%
530 OPERATING EXPENDITURES					
530340 OTHER SERVICES	123,548	85,350	86,850	1,500	2%
530400 TRAVEL AND PER DIEM	2,466	4,394	4,394	0	0%
530401 TRAVEL - TRAINING RELATED	991	0	0	0	
530410 COMMUNICATIONS	3	0	0	0	
530420 TRANSPORTATION	109	15	15	0	0%
530430 UTILITIES	164,055	187,983	187,983	0	0%
530439 UTILITIES-OTHER	63,697	59,648	59,648	0	0%
530440 RENTAL AND LEASES	233,279	233,280	233,280	0	0%
530450 INSURANCE	0	0	39,599	39,599	
530460 REPAIRS AND MAINTENANCE	0	775	775	0	0%
530470 PRINTING AND BINDING	0	5,000	3,500	(1,500)	-30%
530480 PROMOTIONAL ACTIVITIES	0	0	0	0	
530490 OTHER CHARGES/OBLIGATIONS	0	0	0	0	
530499 CHARGES/OBLIGATIONS-CONTINGENC	0	49,000	0	(49,000)	-100%
530510 OFFICE SUPPLIES	11,605	11,052	11,052	0	0%
530520 OPERATING SUPPLIES	70,426	37,395	87,395	50,000	134%
530521 EQUIPMENT \$1000-\$4999	2,641	0	0	0	
530522 OPERATING SUPPLIES-TECHNOLOGY	65,830	90,159	90,159	0	0%
530540 BOOKS, DUES PUBLICATIONS	3,375	3,675	3,675	0	0%
530 OPERATING EXPENDITURES Total	742,024	767,726	808,325	40,599	5%
540 INTERNAL SERVICE CHARGES					
540101 OTHER CHRGS/OB-INTERNAL	649,463	781,417	782,997	1,580	0%
540102 OTHER CHRGS/ADMIN FEE CONTRA	337,739	0	0	0	
540201 INTERNAL SER FEES-INSURANCE	48,221	60,866	0	(60,866)	-100%
540202 INTERNAL SERVICE FEES	0	59,172	53,470	(5,702)	-10%
540 INTERNAL SERVICE CHARGES Total	1,035,424	901,455	836,466	(64,989)	-7%

LEISURES SERVICES

PROGRAM - ACCT MAJOR - OBJECT ACCT	FY17 ACTUALS	FY18 ADOPTED BUDGET	FY19 ADOPTED BUDGET	VARIANCE	%
560 CAPITAL OUTLAY					
560642 EQUIPMENT >\$4999	23,936	0	0	0	
560650 CONSTRUCTION IN PROGRESS	0	154,000	54,800	(99,200)	-64%
560660 LIBRARY BOOKS & MATERIALS	888,335	918,769	918,769	0	0%
560680 CONSTRUCTION & DESIGN	0	0	0	0	
560 CAPITAL OUTLAY Total	912,271	1,072,769	973,569	(99,200)	-9%
04 LIBRARY SERVICES Total	6,278,394	6,725,150	6,573,050	(152,100)	-2%

SEMINOLE COUNTY GOVERNMENT FY 2018/19 ADOPTED BUDGET DOCUMENT

LEISURE SERVICES DEPT

Parks and Recreation

Program Message

Parks and Recreation purpose is to encourage healthy, active lifestyles, social development, and lifelong learning. Sound bodies and sound minds require physical activity and the chance to experience personal growth. The Program provides the setting for social events large and small where people can connect with each other, and participate in classes and group activities for personal enrichment, as well as an investment in the arts and cultural growth within our communities. The Parks and Recreation program areas include Parks and Recreation Activities.

The program provides the following services:

- Manages six active park and sports facilities;
- Offers a wide range of activities suitable for all ages to get outside and get active - teaching positive lifestyle habits in all areas from nutrition to physical activities to sports and life skills;
- Coordinates with partners such as Tourist Development Council (TDC), the Elite Clubs National Leagues (ECNL), United States Tennis Association (USTA) and others to host local, regional and national tournaments for softball, tennis, soccer, youth baseball, field hockey and lacrosse;
- Serves the community as a cultural resource highlighting the role of Seminole County as the historical gateway to Central Florida and features exhibits on early rural life, the county's rich farming history and items of local and regional significance;
- Hosts quarterly exhibits, special events, and research libraries;
- Manages volunteers and organized members within the historical and recreational communities who support Seminole County.

LEISURES SERVICES

PROGRAM - ACCT MAJOR - OBJECT ACCT	FY17 ACTUALS	FY18 ADOPTED BUDGET	FY19 ADOPTED BUDGET	VARIANCE	%
04 PARKS & RECREATION					
340 CHARGES FOR SERVICES					
347200 PARKS AND RECREATION	(1,682,204)	(2,465,031)	(2,152,700)	312,331	-13%
347301 MUSEUM FEES	(1,426)	0	0	0	
340 CHARGES FOR SERVICES Total	(1,683,630)	(2,465,031)	(2,152,700)	312,331	-13%
360 MISCELLANEOUS REVENUES					
366100 CONTRIBUTIONS & DONATIONS	(12,000)	0	0	0	
369930 REIMBURSEMENTS	0	0	0	0	
360 MISCELLANEOUS REVENUES Total	(12,000)	0	0	0	
380 OTHER SOURCES					
388110 SALE OF CAPITAL ASSETS	0	0	0	0	
380 OTHER SOURCES Total	0	0	0	0	
399 FUND BALANCE					
399999 BEGINNING FUND BALANCE	0	0	0	0	
399 FUND BALANCE Total	0	0	0	0	
510 PERSONNEL SERVICES					
510120 REGULAR SALARIES & WAGES	1,382,987	1,869,205	1,878,588	9,383	1%
510125 PART-TIME PERSONNEL	214,091	0	0	0	
510140 OVERTIME	60,760	26,875	26,875	0	0%
510150 SPECIAL PAY	2,883	3,000	3,000	0	0%
510210 SOCIAL SECURITY MATCHING	122,275	143,938	149,593	5,655	4%
510220 RETIREMENT CONTRIBUTIONS	128,614	147,323	160,631	13,308	9%
510230 HEALTH AND LIFE INSURANCE	366,331	455,030	511,896	56,866	12%
510240 WORKERS COMPENSATION	46,876	71,794	76,216	4,421	6%
511000 CONTRA PERSONAL SERVICES	(38,224)	0	0	0	
510 PERSONNEL SERVICES Total	2,286,592	2,717,166	2,806,799	89,633	3%
530 OPERATING EXPENDITURES					
530310 PROFESSIONAL SERVICES	5,599	0	0	0	
530340 OTHER SERVICES	461,042	725,843	711,801	(14,042)	-2%
530400 TRAVEL AND PER DIEM	989	1,200	1,100	(100)	-8%
530401 TRAVEL - TRAINING RELATED	45	0	0	0	
530420 TRANSPORTATION	7	0	0	0	
530430 UTILITIES	337,521	355,891	368,793	12,902	4%
530439 UTILITIES-OTHER	146,468	129,014	149,220	20,206	16%
530440 RENTAL AND LEASES	5,753	11,807	11,807	0	0%
530450 INSURANCE	0	0	69,330	69,330	
530460 REPAIRS AND MAINTENANCE	235,400	329,772	329,256	(516)	0%
530470 PRINTING AND BINDING	0	500	500	0	0%
530480 PROMOTIONAL ACTIVITIES	0	0	0	0	
530490 OTHER CHARGES/OBLIGATIONS	3,741	0	17,500	17,500	
530499 CHARGES/OBLIGATIONS-CONTINGENC	0	22,431	1,000	(21,431)	-96%
530510 OFFICE SUPPLIES	9,886	7,868	7,468	(400)	-5%
530520 OPERATING SUPPLIES	493,671	696,588	669,026	(27,562)	-4%
530521 EQUIPMENT \$1000-\$4999	63,147	31,930	26,291	(5,639)	-18%
530522 OPERATING SUPPLIES-TECHNOLOGY	4,103	584	21,604	21,020	3599%
530529 OPERATING SUPPLIES-OTHER	0	0	0	0	
530540 BOOKS, DUES PUBLICATIONS	10,422	14,494	13,324	(1,170)	-8%
530550 TRAINING	2,045	4,707	4,907	200	4%
530 OPERATING EXPENDITURES Total	1,779,839	2,332,629	2,402,927	70,298	3%
540 INTERNAL SERVICE CHARGES					
540101 OTHER CHRGS/OB-INTERNAL	602,540	792,083	831,531	39,449	5%
540102 OTHER CHRGS/ADMIN FEE CONTRA	244,469	0	0	0	
540201 INTERNAL SER FEES-INSURANCE	58,227	36,217	0	(36,217)	-100%

LEISURES SERVICES

PROGRAM - ACCT MAJOR - OBJECT ACCT	FY17 ACTUALS	FY18 ADOPTED BUDGET	FY19 ADOPTED BUDGET	VARIANCE	%
540202 INTERNAL SERVICE FEES	0	11,390	10,564	(827)	-7%
540 INTERNAL SERVICE CHARGES Total	905,236	839,690	842,095	2,405	0%
560 CAPITAL OUTLAY					
560610 LAND	0	0	0	0	
560630 IMPROVEMENTS OTH THAN BLD	276,949	0	309,688	309,688	
560640 EQUIPMENT	0	0	0	0	
560642 EQUIPMENT >\$4999	223,789	0	0	0	
560646 CAPITAL SOFTWARE>\$4,999	37,119	0	0	0	
560650 CONSTRUCTION IN PROGRESS	7,283,434	0	52,500	52,500	
560680 CONSTRUCTION & DESIGN	0	0	0	0	
560 CAPITAL OUTLAY Total	7,821,290	0	362,188	362,188	
570 DEBT SERVICE					
570720 INTEREST	33,141	0	0	0	
570 DEBT SERVICE Total	33,141	0	0	0	
580 GRANTS & AIDS					
580821 AID TO PRIVATE ORGANIZATIONS	0	0	0	0	
580 GRANTS & AIDS Total	0	0	0	0	
04 PARKS & RECREATION Total	11,130,469	3,424,454	4,261,310	836,855	24%

**SEMINOLE COUNTY GOVERNMENT
FY 2018/19 ADOPTED BUDGET DOCUMENT**

FIRE DEPT

**EMERGENCY COMMUNICATIONS
EMS PERFORMANCE MANAGEMENT
EMS/FIRE/RESCUE
EMS/FIRE/RESCUE - CASSELBERRY
FIRE PREVENTION BUREAU**

SEMINOLE COUNTY GOVERNMENT FY 2018/19 ADOPTED BUDGET DOCUMENT

FIRE DEPT

Department Message

The Fire Department for Seminole County continues to meet the growth and changing needs of our diverse community through a well-trained workforce that pro-actively meets the challenges of excellent customer service as well as fire and life safety protection. The cornerstones of quality emergency service delivery, community education, prevention, and promptly meeting the needs of the citizens, workforce and visitors in an efficient manner establishes the foundation of this organization. Between residents, tourists, the daytime service workforce and commuters there are well over 2 Million citizens traveling to or through Seminole County on a daily basis.

The Seminole County Fire Department (SCFD), was established in 1974 and created to serve unincorporated Seminole County. Today, through mergers with municipalities, the department also provides contracted emergency services for the cities of Altamonte Springs, Casselberry, and Winter Springs. In addition, first response agreements are in place with the Cities of Lake Mary, Longwood, Sanford and Oviedo. First response agreements have also been established with counties that border Seminole County. Seminole County Emergency Communications provides dispatching for all fire departments in Seminole County.

The mission of Seminole County Fire Department is to strive for a 5 minutes response time as established through the National Fire Protection Associations performance standard 1710. In addition, the mission is to have trained personnel, appropriate resources and effective fire prevention. To achieve the mission, SCFD operates 20 fire stations strategically located throughout Seminole County, one (1) jointly operated with Orange County in the area of the University of Central Florida, and a Fire Training Center capable of delivering National Fire Academy, State and local level courses. Emergency Communication's mission is to preserve life and property by delivering professional, effective, and compassionate emergency medical and fire hazards support to the citizens, visitors, employees and first responders of Seminole County.

SEMINOLE COUNTY GOVERNMENT FY 2018/19 ADOPTED BUDGET DOCUMENT

FIRE DEPT

Department Goals/Objectives/Performance Measures

GOAL: TO SERVE THE COMMUNITY AND IMPROVE THE QUALITY OF LIFE.

Objective: Provide EMS/Fire/Rescue services to the citizens and visitors of Seminole County.

Performance Measure: Total # of reported incidents responded to by SCFD

FY17	FY18	FY19
<u>Actual</u>	<u>Actual</u>	<u>Projected</u>
42,041	41,865	43,123

Performance Measure: # of Patients Medically Accessed

FY17	FY18	FY19
<u>Actual</u>	<u>Actual</u>	<u>Projected</u>
27,850	28,613	29,441

Performance Measure: # of Patients Transported

FY17	FY18	FY19
<u>Actual</u>	<u>Actual</u>	<u>Projected</u>
20,796	21,182	21,817
75%	74%	75%

Objective: Maintain a 5-Minute Average Response Time during the calendar year.

Performance Measure: Response time average for first unit on scene for all incidents

CY16	CY17	CY18
<u>Actual</u>	<u>Actual</u>	<u>Projected</u>
5 Min 26 Sec	5 Min 28 Sec	5 Min 35 Sec

GOAL: TO SERVE THE COMMUNITY AND FIRE AGENCIES BY BEING COMMITTED TO DEVELOP AND DELIVER EFFECTIVE TRAINING AND ASSESSMENT, WITH AN EMPHASIS ON THE SAFETY AND HEALTH OF PARTICIPANTS.

Objective: To ensure our members are trained and certified to meet Seminole County service demands during the year.

Performance Measure: Total hours of ongoing education and training of all fire, EMS, officer, and special operations personnel

FY17	FY18	FY19
<u>Actual</u>	<u>Actual</u>	<u>Projected</u>
69,835	61,327	72,100

SEMINOLE COUNTY GOVERNMENT FY 2018/19 ADOPTED BUDGET DOCUMENT

FIRE DEPT

Department Goals/Objectives/Performance Measures (CONT.)

Performance Measure: Hours of orientation and new recruit training

FY17	FY18	FY19
<u>Actual</u>	<u>Actual</u>	<u>Projected</u>
6,000	4,320	8,000

Objective: Maintain the Fire Training Center as a National Testing Network by providing the test administration services necessary for the Candidate Physical Ability Test (CPAT), FireTEAM, and ECOMM Tests.

Performance Measure: # of CPAT, FireTEAM, and ECOMM Tests proctored annually

FY17	FY18	FY19
<u>Actual</u>	<u>Actual</u>	<u>Projected</u>
933	713	830

GOAL: USE SYSTEM-WIDE QUALITY IMPROVEMENT (QI) PROGRAM FOR EVALUATING THE SEMINOLE COUNTY EMERGENCY MEDICAL SERVICES (SCEMS) SYSTEM IN ORDER TO FOSTER CONTINUOUS IMPROVEMENT IN PERFORMANCE AND QUALITY PATIENT CARE.

Objective: Continue to measure performance indicators and benchmarks to identify expected levels of pre-hospital care performance and quality.

Performance Measure: How often heart attack patients are appropriately identified

FY17	FY18	FY19
<u>Actual</u>	<u>Actual</u>	<u>Projected</u>
80%	82%	85%

Performance Measure: Percentage of time that the total response time (from "dispatch complete" to "with patient") to Cardiac Arrests < 6 minutes

FY17	FY18	FY19
<u>Actual</u>	<u>Actual</u>	<u>Projected</u>
60%	72%	85%

SEMINOLE COUNTY GOVERNMENT FY 2018/19 ADOPTED BUDGET DOCUMENT

FIRE DEPT

Department Goals/Objectives/Performance Measures (CONT.)

GOAL: TO SERVE THE FIRE SERVICE AND COMMUNITY BY BEING PROACTIVE BY DELIVERING PROFESSIONAL AND EFFECTIVE EMERGENCY MEDICAL AND FIRE/HAZARD SUPPORT.

Objective: Measure annual performance to meet Seminole County Fire Emergency Communication protocols as well as APCO and NENA standards.

Performance Measure: Total # of non-emergency calls received within the Call Center

FY17	FY18	FY19
<u>Actual</u>	<u>Actual</u>	<u>Projected</u>
35,647	34,564	30,509

Performance Measure: Total # of emergency 911 calls received within the Call Center

FY17	FY18	FY19
<u>Actual</u>	<u>Actual</u>	<u>Projected</u>
46,106	46,905	40,101

Performance Measure: Average call processing time (CAD answer to CAD dispatch)

FY17	FY18	FY19
<u>Actual</u>	<u>Actual</u>	<u>Projected</u>
1 Min 22 Sec	1 Min 14 Sec	1 Min 13 Sec

GOAL: PROTECT THE LIVES AND PROPERTY OF OUR CITIZENS AND FIREFIGHTERS THROUGH AN ASSERTIVE PROGRAM OF FIRE SAFETY, INSPECTIONS, AND CODE ENFORCEMENT ACTIVITIES.

Objective: Enforce the Florida Fire Prevention Code, as well as local laws and ordinances as adopted by both the State of Florida and Seminole County throughout the year by conducting plan reviews and inspections.

Performance Measure: Total # of Plans Reviews which includes: Fire Protection System Plans, Building Reviews, and Site Plan Reviews

FY17	FY18	FY19
<u>Actual</u>	<u>Actual</u>	<u>Projected</u>
3,327	3,042	3,346

Performance Measure: Total # of new construction inspections

FY17	FY18	FY19
<u>Actual</u>	<u>Actual</u>	<u>Projected</u>
1,468	1,614	1,775

SEMINOLE COUNTY GOVERNMENT FY 2018/19 ADOPTED BUDGET DOCUMENT

FIRE DEPT

Department Goals/Objectives/Performance Measures (CONT.)

Performance Measure: Total # of Existing Inspections which includes: Annuals, Complaints, Re-Inspections, Periodic, and Other

FY17	FY18	FY19
<u>Actual</u>	<u>Actual</u>	<u>Projected</u>
2,356	3,282	3,610

Objective: Perform fire ground investigations for confirmed fires.

Performance Measure: Total # of fire ground Investigations

FY17	FY18	FY19
<u>Actual</u>	<u>Actual</u>	<u>Projected</u>
58	62	68

GOAL: PROMOTE COMMUNITY RELATIONS AND ENGAGEMENT.

Objective: Enhance community involvement through improvement and implementation of current and new fire and life safety educational programs by year end.

Performance Measure: Total # of Citizens Fire Academy (graduates)

FY17	FY18	FY19
<u>Actual</u>	<u>Actual</u>	<u>Projected</u>
26	46	60

Performance Measure: Total # of Pledges signed for Pool Safety

FY17	FY18	FY19
<u>Actual</u>	<u>Actual</u>	<u>Projected</u>
270	477	450

Performance Measure: Total # of infant/child car seats inspected

FY17	FY18	FY19
<u>Actual</u>	<u>Actual</u>	<u>Projected</u>
30	40	45

Performance Measure: Total # of Hands only CPR/AED participants

FY17	FY18	FY19
<u>Actual</u>	<u>Actual</u>	<u>Projected</u>
4,785	4,056	5,000

**SEMINOLE COUNTY GOVERNMENT
FY 2018/19 ADOPTED BUDGET DOCUMENT**

FIRE DEPT

Department Goals/Objectives/Performance Measures (CONT.)

Performance Measure: Total # of smoke detectors installed during Smoke Detector Blitz

FY17	FY18	FY19
<u>Actual</u>	<u>Actual</u>	<u>Projected</u>
1,434	427	600

FIRE

FUND TYPE - DIVISION	FY17 ACTUALS	FY18 ADOPTED BUDGET	FY19 ADOPTED BUDGET	VARIANCE	%
01 GENERAL FUNDS					
05 EMERGENCY COMMUNICATIONS	0	0	0	0	
05 EMS/FIRE/RESCUE	2,946,415	2,929,301	3,064,708	135,407	5%
01 GENERAL FUNDS Total	2,946,415	2,929,301	3,064,708	135,407	5%
03 AGENCY FUNDS					
05 EMS/FIRE/RESCUE	0	0	0	0	
03 AGENCY FUNDS Total	0	0	0	0	
05 SALES TAX FUNDS					
05 EMS/FIRE/RESCUE	3,355,242	3,344,130	0	(3,344,130)	-100%
05 SALES TAX FUNDS Total	3,355,242	3,344,130	0	(3,344,130)	-100%
06 FIRE DISTRICT FUNDS					
05 EMERGENCY COMMUNICATIONS	0	0	0	0	
05 EMS/FIRE/RESCUE	56,091,294	62,669,414	67,793,353	5,123,939	8%
06 FIRE DISTRICT FUNDS Total	56,091,294	62,669,414	67,793,353	5,123,939	8%
10 EMS TRUST FUNDS					
05 EMS/FIRE/RESCUE	0	0	0	0	
10 EMS TRUST FUNDS Total	0	0	0	0	
11 GRANT FUNDS					
05 EMERGENCY COMMUNICATIONS	0	0	0	0	
05 EMS/FIRE/RESCUE	0	0	0	0	
11 GRANT FUNDS Total	0	0	0	0	
14 EMERGENCY 911 FUNDS					
05 EMS/FIRE/RESCUE	8,640	0	200,000	200,000	
14 EMERGENCY 911 FUNDS Total	8,640	0	200,000	200,000	
Grand Total	62,401,591	68,942,844	71,058,060	2,115,216	3%

SEMINOLE COUNTY GOVERNMENT FY 2018/19 ADOPTED BUDGET DOCUMENT

FIRE DEPT

Emergency Communications

Program Message

The Seminole County Emergency Communications Center, which provides centralized dispatch services for fire and EMS resources to all fire and Emergency Medical Services (EMS) agencies operating as a part of the Seminole County First Response System. These municipalities include Altamonte Springs, Casselberry, Lake Mary, Longwood, Oviedo, Sanford, Winter Springs, and the unincorporated areas of Seminole County. All Operators working in the Emergency Communications Center are certified Emergency Medical Dispatchers (EMD) and are trained to provide lifesaving instructions to callers during emergency medical situations.

The Center operates a computer aided dispatch system that identifies and recommends for dispatch the nearest appropriate unit to an emergency. In addition, a traffic monitoring system displays real time video of major highways on monitors located in the Emergency Communications Center allowing Operators to actually see the incident and dispatch appropriate emergency equipment to the scene.

The program provides the following services:

- Centralized dispatch services for EMS/Fire/Rescue and HazMat resources to all cities within Seminole County
- Processing of afterhours service requests for Animal Services, Roads, Stormwater, Traffic Engineering, Fleet and Facilities Maintenance

FIRE

PROGRAM - ACCT MAJOR - OBJECT ACCT	FY17 ACTUALS	FY18 ADOPTED BUDGET	FY19 ADOPTED BUDGET	VARIANCE	%
05 EMERGENCY COMMUNICATIONS					
330 INTERGOVERNMENTAL REVENUE					
334220 PUBLIC SAFETY GRANT	0	0	0	0	
330 INTERGOVERNMENTAL REVENUE Total	0	0	0	0	
360 MISCELLANEOUS REVENUES					
369930 REIMBURSEMENTS	0	0	0	0	
360 MISCELLANEOUS REVENUES Total	0	0	0	0	
510 PERSONNEL SERVICES					
510120 REGULAR SALARIES & WAGES	1,156,329	1,263,903	1,281,212	17,309	1%
510125 PART-TIME PERSONNEL	819	0	0	0	
510140 OVERTIME	343,837	335,563	334,196	(1,367)	0%
510150 SPECIAL PAY	3,150	13,760	4,200	(9,560)	-69%
510210 SOCIAL SECURITY MATCHING	110,626	120,686	122,505	1,819	2%
510220 RETIREMENT CONTRIBUTIONS	114,335	110,017	132,273	22,256	20%
510230 HEALTH AND LIFE INSURANCE	325,532	347,286	410,432	63,146	18%
510240 WORKERS COMPENSATION	3,026	4,260	3,683	(576)	-14%
510 PERSONNEL SERVICES Total	2,057,654	2,195,475	2,288,501	93,026	4%
530 OPERATING EXPENDITURES					
530310 PROFESSIONAL SERVICES	0	0	0	0	
530340 OTHER SERVICES	34,605	3,490	4,150	660	19%
530401 TRAVEL - TRAINING RELATED	2,625	3,600	5,600	2,000	56%
530410 COMMUNICATIONS	0	0	0	0	
530460 REPAIRS AND MAINTENANCE	0	0	0	0	
530510 OFFICE SUPPLIES	692	3,000	3,000	0	0%
530520 OPERATING SUPPLIES	9,507	14,300	14,500	200	1%
530521 EQUIPMENT \$1000-\$4999	0	0	0	0	
530522 OPERATING SUPPLIES-TECHNOLOGY	104,422	103,235	251,819	148,584	144%
530540 BOOKS, DUES PUBLICATIONS	221	856	1,531	675	79%
530550 TRAINING	18,868	20,973	36,458	15,485	74%
530 OPERATING EXPENDITURES Total	170,940	149,454	317,058	167,604	112%
540 INTERNAL SERVICE CHARGES					
540101 OTHER CHRGS/OB-INTERNAL	96,050	148,968	143,900	(5,067)	-3%
540102 OTHER CHRGS/ADMIN FEE CONTRA	152,653	0	0	0	
540202 INTERNAL SERVICE FEES	0	20,529	19,151	(1,378)	-7%
540 INTERNAL SERVICE CHARGES Total	248,703	169,497	163,051	(6,445)	-4%
560 CAPITAL OUTLAY					
560620 BUILDINGS	0	0	0	0	
560642 EQUIPMENT >\$4999	8,640	0	0	0	
560646 CAPITAL SOFTWARE>\$4,999	75,740	0	0	0	
560650 CONSTRUCTION IN PROGRESS	0	0	200,000	200,000	
560 CAPITAL OUTLAY Total	84,380	0	200,000	200,000	
05 EMERGENCY COMMUNICATIONS Total	2,561,677	2,514,425	2,968,610	454,185	18%

SEMINOLE COUNTY GOVERNMENT FY 2018/19 ADOPTED BUDGET DOCUMENT

FIRE DEPT

EMS Performance Management

Program Message

The EMS Performance Management Program continues to coordinate the system-wide quality improvement program, improve the “standard of care” based on evidence-based medicine and supported by clinical outcome data, and partner with local hospitals to decrease mortality and morbidity to the citizens of Seminole County. This is accomplished through a continuous quality improvement (CQI) program that utilizes critical performance indicators established by the EMS Medical Director.

This Program adheres to state and federal requirements found in Chapters 396 and 401 of the Florida Statutes, Florida Administrative Code 64E and the Health Insurance Portability and Accountability Act (HIPAA).

The program provides the following services:

- Develops educational programs that will improve or enhance the level of care provided by the system’s EMTs and Paramedics
- Assists EMS Providers and Receiving Hospitals in defining standards, evaluating methodologies and utilizing outcome data results for continued system improvement

FIRE

PROGRAM - ACCT MAJOR - OBJECT ACCT	FY17 ACTUALS	FY18 ADOPTED BUDGET	FY19 ADOPTED BUDGET	VARIANCE	%
05 EMS PERFORMANCE MANAGEMENT					
510 PERSONNEL SERVICES					
510120 REGULAR SALARIES & WAGES	2,200	59,317	0	(59,317)	-100%
510140 OVERTIME	987	0	0	0	
510210 SOCIAL SECURITY MATCHING	233	4,493	0	(4,493)	-100%
510220 RETIREMENT CONTRIBUTIONS	254	4,651	0	(4,651)	-100%
510230 HEALTH AND LIFE INSURANCE	571	14,875	0	(14,875)	-100%
510240 WORKERS COMPENSATION	0	3,336	0	(3,336)	-100%
510 PERSONNEL SERVICES Total	4,244	86,672	0	(86,672)	-100%
530 OPERATING EXPENDITURES					
530310 PROFESSIONAL SERVICES	241,304	260,472	269,846	9,374	4%
530401 TRAVEL - TRAINING RELATED	0	1,250	1,250	0	0%
530410 COMMUNICATIONS	0	0	0	0	
530450 INSURANCE	0	0	862	862	
530460 REPAIRS AND MAINTENANCE	0	1,500	1,500	0	0%
530490 OTHER CHARGES/OBLIGATIONS	7,303	8,150	8,150	0	0%
530510 OFFICE SUPPLIES	0	750	750	0	0%
530520 OPERATING SUPPLIES	0	3,500	3,500	0	0%
530521 EQUIPMENT \$1000-\$4999	0	0	0	0	
530540 BOOKS, DUES PUBLICATIONS	0	325	325	0	0%
530 OPERATING EXPENDITURES Total	248,607	275,947	286,183	10,236	4%
540 INTERNAL SERVICE CHARGES					
540101 OTHER CHRGS/OB-INTERNAL	9,535	9,585	9,915	330	3%
540102 OTHER CHRGS/ADMIN FEE CONTRA	3,074	0	0	0	
540201 INTERNAL SER FEES-INSURANCE	0	0	0	0	
540202 INTERNAL SERVICE FEES	0	0	0	0	
540 INTERNAL SERVICE CHARGES Total	12,609	9,585	9,915	330	3%
05 EMS PERFORMANCE MANAGEMENT Total	265,460	372,204	296,098	(76,107)	-20%

SEMINOLE COUNTY GOVERNMENT FY 2018/19 ADOPTED BUDGET DOCUMENT

FIRE DEPT

EMS/Fire/Rescue

Program Message

The Seminole County Fire Department (SCFD), was established in 1974. The SCFD was created to serve unincorporated Seminole County. Today, we also provide contracted emergency services for the cities of Altamonte Springs, Casselberry, and Winter Springs. The SCFD operates 19 fire stations strategically located throughout Seminole County, one (1) jointly operated with Orange County in the area of the University of Central Florida, and a Fire Training Center capable of delivering National Fire Academy and State and local level courses.

The Seminole County Fire Department Administration directly supports the mission of the Fire Department and coordinates all non-emergency response activities within the department, such as payroll, benefit, Workers Compensation, budget, approval of purchase and repair requests, EMS billing, as well as liaison for the department in legal matters.

The Professional Standards/Training section is responsible for the initial orientation and training of all new recruits, as well as continuing education and training for our 400 plus firefighters. This is accomplished by delivering fire, EMS, officer, and special operations training through a number of formats. Most of our educational courses, training classes, and multi-company drills are offered to the surrounding cities participating in our First Response agreement, as well as the tri-county and state region, and are FCDICE-approved for continuing education credit at the State level. The state-of-art facility has a 5½-story training tower, pressurized rail car, various hazmat training aids and props, and several confined space training areas. The Training Center is now nationally-recognized as a Professional Testing Center for the National Testing Network, providing test administration services for the Candidate Physical Ability Test (CPAT) and FireTEAM test.

The program provides the following services:

- Fire Administration and Support
- EMS/Fire/Rescue Operations
- Special Operations - (HazMat, Technical Rescue and Dive/Water Rescue Services)
- Planning and Analytics
- Internal/External Firefighter and Paramedic Training

FIRE

PROGRAM - ACCT MAJOR - OBJECT ACCT	FY17 ACTUALS	FY18 ADOPTED BUDGET	FY19 ADOPTED BUDGET	VARIANCE	%
05 EMS/FIRE/RESCUE					
320 PERMITS FEES & SPECIAL ASM					
324130 WINTER SPRINGS FIRE IMPCT FEES	(580,172)	0	0	0	
320 PERMITS FEES & SPECIAL ASM Total	(580,172)	0	0	0	
330 INTERGOVERNMENTAL REVENUE					
331230 EMERGENCY MANAGEMENT	(30,224)	0	0	0	
334200 EMS TRUST FUND GRANT	(4,290)	0	0	0	
335210 FIREFIGHTERS SUPPLEMENT	0	0	0	0	
330 INTERGOVERNMENTAL REVENUE Total	(34,514)	0	0	0	
340 CHARGES FOR SERVICES					
342610 AMBULANCE TRANSPORT FEES	0	0	0	0	
342630 FIRE INSPECTION FEES	0	0	0	0	
342930 TRAINING CENTER FEE	0	0	0	0	
340 CHARGES FOR SERVICES Total	0	0	0	0	
360 MISCELLANEOUS REVENUES					
366100 CONTRIBUTIONS & DONATIONS	0	0	0	0	
369900 MISCELLANEOUS-OTHER	0	0	0	0	
360 MISCELLANEOUS REVENUES Total	0	0	0	0	
399 FUND BALANCE					
399999 BEGINNING FUND BALANCE	0	(1,823,967)	0	1,823,967	-100%
399 FUND BALANCE Total	0	(1,823,967)	0	1,823,967	-100%
510 PERSONNEL SERVICES					
510120 REGULAR SALARIES & WAGES	23,147,312	24,905,773	26,021,166	1,115,393	4%
510125 PART-TIME PERSONNEL	0	0	0	0	
510130 OTHER PERSONAL SERVICES	59	0	0	0	
510140 OVERTIME	3,736,452	3,669,499	3,758,660	89,161	2%
510150 SPECIAL PAY	12,200	13,800	15,000	1,200	9%
510190 HOLIDAY PAY	0	1,125,277	1,114,560	(10,717)	-1%
510210 SOCIAL SECURITY MATCHING	1,998,487	2,076,367	1,868,664	(207,703)	-10%
510220 RETIREMENT CONTRIBUTIONS	5,787,019	5,942,088	6,106,557	164,470	3%
510230 HEALTH AND LIFE INSURANCE	5,552,572	5,578,744	6,495,875	917,132	16%
510240 WORKERS COMPENSATION	1,121,234	1,474,148	1,302,977	(171,171)	-12%
510 PERSONNEL SERVICES Total	41,355,335	44,785,695	46,683,459	1,897,764	4%
530 OPERATING EXPENDITURES					
530310 PROFESSIONAL SERVICES	349,580	358,100	393,000	34,900	10%
530340 OTHER SERVICES	324,926	374,763	399,990	25,227	7%
530400 TRAVEL AND PER DIEM	2,886	5,500	5,500	0	0%
530401 TRAVEL - TRAINING RELATED	12,078	36,200	26,200	(10,000)	-28%
530410 COMMUNICATIONS	4,261	4,932	10,224	5,292	107%
530420 TRANSPORTATION	69	100	100	0	0%
530430 UTILITIES	204,801	230,000	230,000	0	0%
530439 UTILITIES-OTHER	104,772	127,000	133,355	6,355	5%
530440 RENTAL AND LEASES	8,848	6,750	9,440	2,690	40%
530450 INSURANCE	0	0	488,698	488,698	
530460 REPAIRS AND MAINTENANCE	330,850	453,912	455,269	1,357	0%
530470 PRINTING AND BINDING	0	4,000	2,000	(2,000)	-50%
530480 PROMOTIONAL ACTIVITIES	13,004	5,000	5,000	0	0%
530490 OTHER CHARGES/OBLIGATIONS	23,117	12,350	50,211	37,861	307%
530499 CHARGES/OBLIGATIONS-CONTINGENC	0	0	0	0	
530510 OFFICE SUPPLIES	22,671	20,000	18,000	(2,000)	-10%
530520 OPERATING SUPPLIES	1,052,594	1,647,215	1,316,345	(330,870)	-20%
530521 EQUIPMENT \$1000-\$4999	242,812	402,805	164,200	(238,605)	-59%
530522 OPERATING SUPPLIES-TECHNOLOGY	130,279	117,417	149,967	32,550	28%

FIRE

PROGRAM - ACCT MAJOR - OBJECT ACCT	FY17 ACTUALS	FY18 ADOPTED	FY19 ADOPTED	VARIANCE	%
		BUDGET	BUDGET		
530529 OPERATING SUPPLIES-OTHER	558,431	720,983	770,983	50,000	7%
530540 BOOKS, DUES PUBLICATIONS	10,844	13,075	12,500	(575)	-4%
530550 TRAINING	146,678	204,800	181,600	(23,200)	-11%
530560 GAS/OIL/LUBE	103,634	130,000	130,000	0	0%
530 OPERATING EXPENDITURES Total	3,647,134	4,874,902	4,952,582	77,680	2%
540 INTERNAL SERVICE CHARGES					
540101 OTHER CHRGS/OB-INTERNAL	2,859,385	3,770,003	4,309,551	539,548	14%
540102 OTHER CHRGS/ADMIN FEE CONTRA	2,616,357	2,170,000	2,218,030	48,030	2%
540201 INTERNAL SER FEES-INSURANCE	272,867	266,368	0	(266,368)	-100%
540202 INTERNAL SERVICE FEES	0	110,929	100,615	(10,314)	-9%
540 INTERNAL SERVICE CHARGES Total	5,748,608	6,317,300	6,628,196	310,896	5%
560 CAPITAL OUTLAY					
560610 LAND	0	1,823,967	0	(1,823,967)	-100%
560620 BUILDINGS	0	0	0	0	
560630 IMPROVEMENTS OTH THAN BLD	144,607	116,075	0	(116,075)	-100%
560640 EQUIPMENT	0	0	0	0	
560642 EQUIPMENT >\$4999	3,549,500	3,713,137	3,667,097	(46,040)	-1%
560646 CAPITAL SOFTWARE>\$4,999	0	0	0	0	
560650 CONSTRUCTION IN PROGRESS	139,928	0	0	0	
560670 ROADS	0	0	0	0	
560 CAPITAL OUTLAY Total	3,834,035	5,653,179	3,667,097	(1,986,082)	-35%
580 GRANTS & AIDS					
580811 AID TO GOVT AGENCIES	338,183	918,048	48,360	(869,688)	-95%
580833 OTHER GRANTS & AIDS/INDIVIDUAL	0	0	0	0	
580 GRANTS & AIDS Total	338,183	918,048	48,360	(869,688)	-95%
590 INTERFUND TRANSFERS OUT					
590910 TRANSFER TO FUND 00100	146,420	0	0	0	
590 INTERFUND TRANSFERS OUT Total	146,420	0	0	0	
599 RESERVES					
599994 RESERVE FOR CAPITAL IMPRV	0	0	0	0	
599 RESERVES Total	0	0	0	0	
05 EMS/FIRE/RESCUE Total	54,455,030	60,725,157	61,979,694	1,254,537	2%

**SEMINOLE COUNTY GOVERNMENT
FY 2018/19 ADOPTED BUDGET DOCUMENT**

FIRE DEPT

EMS/Fire/Rescue - Casselberry

Program Message

The Casselberry Fire Department consolidated all Fire/EMS services with Seminole County Fire Department on October 1, 2015. This included Casselberry fire station 21 and 25 and all emergency and non-emergency personnel.

The program provides the following services:

- EMS/Fire/Rescue Operations
- Special Operations - (HazMat, Technical Rescue and Dive/Water Rescue Services)

FIRE

PROGRAM - ACCT MAJOR - OBJECT ACCT	FY17 ACTUALS	FY18 ADOPTED BUDGET	FY19 ADOPTED BUDGET	VARIANCE	%
05 CASSELBERRY EMS/FIRE					
330 INTERGOVERNMENTAL REVENUE					
335210 FIREFIGHTERS SUPPLEMENT	0	0	0	0	
330 INTERGOVERNMENTAL REVENUE Total	0	0	0	0	
340 CHARGES FOR SERVICES					
342210 FIRE/EMS SERVICES	0	0	0	0	
342610 AMBULANCE TRANSPORT FEES	0	0	0	0	
340 CHARGES FOR SERVICES Total	0	0	0	0	
360 MISCELLANEOUS REVENUES					
369900 MISCELLANEOUS-OTHER	0	0	0	0	
360 MISCELLANEOUS REVENUES Total	0	0	0	0	
399 FUND BALANCE					
399999 BEGINNING FUND BALANCE	0	(210,000)	0	210,000	-100%
399 FUND BALANCE Total	0	(210,000)	0	210,000	-100%
510 PERSONNEL SERVICES					
510120 REGULAR SALARIES & WAGES	2,006,277	2,163,009	2,264,848	101,839	5%
510125 PART-TIME PERSONNEL	29,125	0	0	0	
510140 OVERTIME	255,404	282,090	276,394	(5,696)	-2%
510150 SPECIAL PAY	3,900	3,000	1,800	(1,200)	-40%
510210 SOCIAL SECURITY MATCHING	169,667	166,868	164,525	(2,343)	-1%
510220 RETIREMENT CONTRIBUTIONS	402,713	347,083	402,124	55,041	16%
510230 HEALTH AND LIFE INSURANCE	520,501	538,227	627,984	89,757	17%
510240 WORKERS COMPENSATION	90,521	119,201	101,688	(17,513)	-15%
510 PERSONNEL SERVICES Total	3,478,109	3,619,478	3,839,362	219,884	6%
530 OPERATING EXPENDITURES					
530310 PROFESSIONAL SERVICES	25,200	25,200	25,200	0	0%
530340 OTHER SERVICES	29,866	48,307	48,307	0	0%
530430 UTILITIES	23,011	28,000	28,000	0	0%
530439 UTILITIES-OTHER	15,438	20,000	20,000	0	0%
530450 INSURANCE	0	0	4,829	4,829	
530460 REPAIRS AND MAINTENANCE	33,900	33,820	36,470	2,650	8%
530490 OTHER CHARGES/OBLIGATIONS	1,470	2,080	1,815	(265)	-13%
530499 CHARGES/OBLIGATIONS-CONTINGENC	0	0	0	0	
530510 OFFICE SUPPLIES	0	500	500	0	0%
530520 OPERATING SUPPLIES	35,919	77,447	31,000	(46,447)	-60%
530521 EQUIPMENT \$1000-\$4999	25,742	16,620	0	(16,620)	-100%
530522 OPERATING SUPPLIES-TECHNOLOGY	4,811	3,560	3,560	0	0%
530529 OPERATING SUPPLIES-OTHER	22,392	71,760	77,417	5,657	8%
530560 GAS/OIL/LUBE	0	0	0	0	
530 OPERATING EXPENDITURES Total	217,749	327,294	277,098	(50,196)	-15%
540 INTERNAL SERVICE CHARGES					
540101 OTHER CHRGS/OB-INTERNAL	223,790	380,274	349,099	(31,175)	-8%
540102 OTHER CHRGS/ADMIN FEE CONTRA	174,162	210,000	199,620	(10,380)	-5%
540201 INTERNAL SER FEES-INSURANCE	12,340	22,238	0	(22,238)	-100%
540202 INTERNAL SERVICE FEES	0	7,938	6,987	(951)	-12%
540 INTERNAL SERVICE CHARGES Total	410,292	620,450	555,706	(64,744)	-10%
560 CAPITAL OUTLAY					
560630 IMPROVEMENTS OTH THAN BLD	0	0	0	0	
560642 EQUIPMENT >\$4999	0	20,000	59,789	39,789	199%
560 CAPITAL OUTLAY Total	0	20,000	59,789	39,789	199%
599 RESERVES					

FIRE

PROGRAM - ACCT MAJOR - OBJECT ACCT	FY17 ACTUALS	FY18 ADOPTED BUDGET	FY19 ADOPTED BUDGET	VARIANCE	%
599998 RESERVE FOR CONTINGENCIES	0	0	0	0	
599 RESERVES Total	0	0	0	0	
05 CASSELBERRY EMS/FIRE Total	4,106,150	4,377,222	4,731,955	354,733	8%

SEMINOLE COUNTY GOVERNMENT FY 2018/19 ADOPTED BUDGET DOCUMENT

FIRE DEPT

Fire Prevention Bureau

Program Message

The Seminole County Fire Prevention Bureau is responsible for the enforcement of the Florida Fire Prevention Code, Florida Administrative Code 69-A, local laws and ordinances as adopted by the State of Florida, Seminole County, and the cities of Winter Springs and Casselberry. The first aim of the Fire Prevention Bureau is to provide the prevention services necessary to establish a reasonable level of fire and life safety and property protection from the hazards created by fire, explosion, and other dangerous conditions. The second aim is to provide investigation services necessary to establish safe and systematic investigations of fire or explosions. Community Outreach includes informing and educating the public of emergency safety and skills as well as programs and services.

The program provides the following services:

- Comprehensive Fire Plan review of fire protection systems, building and site plans
- Comprehensive Inspections of new construction, ongoing compliance and false alarms
- Cause and Origination Services through our Fire Investigation team
- Community Outreach, Information and Education

FIRE

PROGRAM - ACCT MAJOR - OBJECT ACCT	FY17 ACTUALS	FY18 ADOPTED BUDGET	FY19 ADOPTED BUDGET	VARIANCE	%
05 FIRE PREVENTION BUREAU					
340 CHARGES FOR SERVICES					
342600 PUBLIC SAFETY - FIRE PERMITS	0	0	0	0	
342605 FIRE PERMITS-WS	0	0	0	0	
340 CHARGES FOR SERVICES Total	0	0	0	0	
510 PERSONNEL SERVICES					
510120 REGULAR SALARIES & WAGES	473,919	541,685	560,531	18,846	3%
510140 OVERTIME	31,896	30,000	30,000	0	0%
510150 SPECIAL PAY	850	1,200	0	(1,200)	-100%
510210 SOCIAL SECURITY MATCHING	36,294	42,753	44,570	1,817	4%
510220 RETIREMENT CONTRIBUTIONS	31,311	54,571	60,762	6,191	11%
510230 HEALTH AND LIFE INSURANCE	144,533	140,822	181,138	40,316	29%
510240 WORKERS COMPENSATION	15,568	16,000	13,648	(2,352)	-15%
510 PERSONNEL SERVICES Total	734,370	827,031	890,650	63,619	8%
530 OPERATING EXPENDITURES					
530400 TRAVEL AND PER DIEM	0	600	600	0	0%
530401 TRAVEL - TRAINING RELATED	3,175	3,000	3,000	0	0%
530460 REPAIRS AND MAINTENANCE	0	0	0	0	
530480 PROMOTIONAL ACTIVITIES	0	5,000	5,000	0	0%
530490 OTHER CHARGES/OBLIGATIONS	0	360	1,133	773	215%
530510 OFFICE SUPPLIES	0	700	400	(300)	-43%
530520 OPERATING SUPPLIES	5,865	8,473	28,000	19,527	230%
530521 EQUIPMENT \$1000-\$4999	5,552	0	0	0	
530522 OPERATING SUPPLIES-TECHNOLOGY	962	300	0	(300)	-100%
530540 BOOKS, DUES PUBLICATIONS	8,983	8,990	8,990	0	0%
530550 TRAINING	4,438	7,450	7,450	0	0%
530 OPERATING EXPENDITURES Total	28,975	34,873	54,573	19,700	56%
540 INTERNAL SERVICE CHARGES					
540101 OTHER CHRGS/OB-INTERNAL	36,317	41,340	41,647	307	1%
540102 OTHER CHRGS/ADMIN FEE CONTRA	43,193	0	0	0	
540202 INTERNAL SERVICE FEES	0	7,921	7,494	(427)	-5%
540 INTERNAL SERVICE CHARGES Total	79,510	49,261	49,141	(120)	0%
560 CAPITAL OUTLAY					
560642 EQUIPMENT >\$4999	0	0	87,340	87,340	
560 CAPITAL OUTLAY Total	0	0	87,340	87,340	
05 FIRE PREVENTION BUREAU Total	842,856	911,165	1,081,703	170,539	19%

**SEMINOLE COUNTY GOVERNMENT
FY 2018/19 ADOPTED BUDGET DOCUMENT**

COMMUNITY SERVICES DEPT

**COUNTY ASSISTANCE PROGRAMS
GRANT ASSISTANCE PROGRAMS**

SEMINOLE COUNTY GOVERNMENT FY 2018/19 ADOPTED BUDGET DOCUMENT

COMMUNITY SERVICES DEPT

Department Message

The Community Services Department engages in activities that involve community development, social services, and mandated services such as public health, indigent care and child protection. These activities require the department to implement, audit, and oversee the compliance with several local, state and federal governmental contracts and grants and maintain working relationships with public officials, School Board, law enforcement, State and local District offices, Social Services, Florida Department of Children and Families, Florida Department of Economic Opportunity, US Department of Housing and Urban Development (HUD), and numerous community committees and public interest groups. The department enhances services and demonstrates internal efficiencies via developing multi-year action plans, leveraging human capital, and streamlining efforts.

Community Services Department Mission:

Stimulate social and economic opportunities to improve the quality of life for Seminole County residents.

Community Services Department Vision:

A thriving community where all residents can achieve social and economic success.

Community Services Goals:

1. Maintain service delivery, staff efficiencies, and public awareness via effective communication.
2. Utilize sound administrative and accounting support to all Sections of the Community Services Department.
3. Provide assurance and accountability of funding to agencies.
4. Provide assistance to lower income Seminole County citizens while promoting social and economic self-sufficiency through multiple County Departments and outside agencies.
5. Provide strategies, opportunities and resources to reduce and/or prevent homelessness in Seminole County.
6. Provide safe, decent, and affordable housing opportunities for lower income households.
7. Provide/increase support services to Seminole County Veterans, their dependents and survivors.
8. Revitalize lower income areas and communities of Seminole County.
9. Provide statutorily mandated services up to the amount specified by law/administrative code for persons classified as indigent.

**SEMINOLE COUNTY GOVERNMENT
FY 2018/19 ADOPTED BUDGET DOCUMENT**

COMMUNITY SERVICES DEPT

Department Message (CONT.)

The Community Services Department is comprised of (3) Teams, (2) Programs, and (7) Services, which are indicated below.

Teams

- 1) Administrative/Business Office
- 2) Community Partnerships and Quality Assurance
- 3) Veterans

Programs

- 1) Community Assistance Program
- 2) Grant Assistance Program

Services

- 1) Community Development Grants
- 2) Community Services Business Office
- 3) County Health Department
- 4) County Low Income Assistance
- 5) Grant Low Income Assistance
- 6) Mandated Services - Community
- 7) Veterans' Services

SEMINOLE COUNTY GOVERNMENT FY 2018/19 ADOPTED BUDGET DOCUMENT

COMMUNITY SERVICES DEPT

Department Goals/Objectives/Performance Measures

GOAL: TO PROVIDE ASSISTANCE TO LOWER INCOME SEMINOLE COUNTY CITIZENS WHILE PROMOTING SOCIAL AND ECONOMIC SELF SUFFICIENCY THROUGH MULTIPLE COUNTY DEPARTMENTS AND OUTSIDE AGENCIES.

Objective: Provide rental assistance for approximately 225 eligible families at a processing cost of up to \$2,500 per applicant with BOCC Funds.

Performance Measure: # of rental assistance provided

FY17	FY18	FY19
<u>Actual</u>	<u>Actual</u>	<u>Projected</u>
180/225	221/225	225/225
80%	98%	100%

Objective: Provide mortgage assistance to approximately 10 eligible families that are in foreclosure or at risk of being in foreclosure.

Performance Measure: # of families assisted

FY17	FY18	FY19
<u>Actual</u>	<u>Actual</u>	<u>Projected</u>
8/10	7/10	10/10
80%	70%	100%

Objective: Provide rental assistance through the Tenant-based Rental Assistance (TBRA) Program to approximately 25 eligible families (Elderly/Disabled) to remove barriers.

Performance Measure: # of elderly/disabled assisted with TBRA

FY17	FY18	FY19
<u>Actual</u>	<u>Actual</u>	<u>Projected</u>
20/20	20/20	25/25
100%	100%	100%

Objective: Provide dental assistance to 60 uninsured Seminole County Residents.

Performance Measure: # of patients

FY17	FY18	FY19
<u>Actual</u>	<u>Actual</u>	<u>Projected</u>
59/60	50/60	60/60
98%	83%	100%

SEMINOLE COUNTY GOVERNMENT FY 2018/19 ADOPTED BUDGET DOCUMENT

COMMUNITY SERVICES DEPT

Department Goals/Objectives/Performance Measures (CONT.)

GOAL: PROVIDE STRATEGIES, OPPORTUNITIES AND RESOURCES TO REDUCE AND/OR PREVENT HOMELESSNESS IN SEMINOLE COUNTY.

Objective: Provide rental assistance and Case management services for 46 chronically homeless households through the S+C Program.

Performance Measure: # of Rental Assistance provided

FY17	FY18	FY19
<u>Actual</u>	<u>Actual</u>	<u>Projected</u>
46/46	46/46	46/46
100%	100%	100%

GOAL: TO PROVIDE STATUTORILY MANDATED SERVICES UP TO THE AMOUNT SPECIFIED IN LAW/ADMINISTRATIVE CODE FOR PERSONS CLASSIFIED AS INDIGENT.

Objective: Provide financial assistance to 30 families for bury/cremation services.

Performance Measure: # of bury/cremation services

FY17	FY18	FY19
<u>Actual</u>	<u>Actual</u>	<u>Projected</u>
58/30	41/30	30/30
193%	137%	100%

Objective: Pay a portion of at least 60 indigent clients' medical cost.

Performance Measure: # of medical cost paid

FY17	FY18	FY19
<u>Actual</u>	<u>Actual</u>	<u>Projected</u>
67/50	68/50	60/60
134%	136%	100%

Objective: Provide financial assistance for 5 eligible clients to cover medical cost through the Health Care Responsibility Act (HCRA).

Performance Measure: # of financial assistance provided

FY17	FY18	FY19
<u>Actual</u>	<u>Actual</u>	<u>Projected</u>
13/5	7/5	5/5
260%	160%	100%

**SEMINOLE COUNTY GOVERNMENT
FY 2018/19 ADOPTED BUDGET DOCUMENT**

COMMUNITY SERVICES DEPT

Department Goals/Objectives/Performance Measures (CONT.)

GOAL: TO PROVIDE/INCREASE SUPPORT SERVICES TO SEMINOLE COUNTY VETERANS, THEIR DEPENDENTS, AND SURVIVORS.

Objective: Process 600 new claims for eligible Veterans to ensure they receive earned VA benefits.

Performance Measure: # of new claims processed

FY17	FY18	FY19
<u>Actual</u>	<u>Actual</u>	<u>Projected</u>
687/400	641/400	600/600
148%	160%	100%

Objective: Complete 150 letters per year for Veterans to obtain Homestead Exemption.

Performance Measure: # of letters processed

FY17	FY18	FY19
<u>Actual</u>	<u>Actual</u>	<u>Projected</u>
185/125	161/150	150/150
148%	107%	100%

GOAL: TO PROVIDE ASSISTANCE TO LOWER INCOME SEMINOLE COUNTY CITIZENS WHILE PROMOTING SOCIAL AND ECONOMIC SELF SUFFICIENCY THROUGH MULTIPLE COUNTY DEPARTMENTS AND OUTSIDE AGENCIES.

Objective: Provide rental assistance and deposits through the Tenant Based Rental Program to approximately 45 eligible families and/or individuals that are homeless to remove barriers.

Performance Measure: # of families receiving rental assistance

FY17	FY18	FY19
<u>Actual</u>	<u>Actual</u>	<u>Projected</u>
23/20	30/30	45/45
115%	100%	100%

SEMINOLE COUNTY GOVERNMENT FY 2018/19 ADOPTED BUDGET DOCUMENT

COMMUNITY SERVICES DEPT

Department Goals/Objectives/Performance Measures (CONT.)

Objective: Provide assistance through the immediate needs program to 40 County and City of Sanford Residents annually for roof, plumbing electrical HVAC or accessibility.

Performance Measure: # of residents receiving assistance

FY17	FY18	FY19
<u>Actual</u>	<u>Actual</u>	<u>Projected</u>
49/40	53/40	40/40
123%	133%	100%

Objective: Obtain and monitor federal ESG funding for shelter operation costs for 3 agencies.

Performance Measure: # of agencies assisted and monitored

FY17	FY18	FY19
<u>Actual</u>	<u>Actual</u>	<u>Projected</u>
3/3	3/3	3/3
100%	100%	100%

Objective: Obtain and monitor Federal ESG funding to rapidly re-house 12 households through subrecipient agreements.

Performance Measure: # of households receiving funding and being monitored

FY17	FY18	FY19
<u>Actual</u>	<u>Actual</u>	<u>Projected</u>
18/12	12/12	15/12
150%	100%	100%

GOAL: PROVIDE SAFE, DECENT, AND AFFORDABLE HOUSING OPPORTUNITIES FOR LOWER INCOME HOUSEHOLDS.

Objective: Provide purchase assistance to 15 eligible first time homebuyers.

Performance Measure: # of first time homebuyers assisted

FY17	FY18	FY19
<u>Actual</u>	<u>Actual</u>	<u>Projected</u>
37/40	23/20	15/15
83%	115%	100%

**SEMINOLE COUNTY GOVERNMENT
FY 2018/19 ADOPTED BUDGET DOCUMENT**

COMMUNITY SERVICES DEPT

Department Goals/Objectives/Performance Measures (CONT.)

Objective: Provide housing rehabilitation/reconstruction for low-income homeowners living in substandard housing.

Performance Measure: # of housing rehab/recon provided

FY17	FY18	FY19
<u>Actual</u>	<u>Actual</u>	<u>Projected</u>
7/10	26/17	17/17
70%	153%	100%

COMMUNITY SERVICES

FUND TYPE - DIVISION	FY17 ACTUALS	FY18 ADOPTED BUDGET	FY19 ADOPTED BUDGET	VARIANCE	%
01 GENERAL FUNDS					
06 COMMUNITY ASSISTANCE	9,729,453	10,213,848	11,370,160	1,156,312	11%
06 COMMUNITY DEVELOPMENT	150,602	80,000	0	(80,000)	-100%
06 COMMUNITY SERVICES BUSINESS	722,192	720,962	871,829	150,867	21%
01 GENERAL FUNDS Total	10,602,247	11,014,810	12,241,989	1,227,179	11%
11 GRANT FUNDS					
06 COMMUNITY ASSISTANCE	0	0	0	(0)	-100%
06 COMMUNITY DEVELOPMENT	(2,997)	0	0	(0)	-100%
11 GRANT FUNDS Total	(2,997)	0	0	(0)	-100%
Grand Total	10,599,250	11,014,810	12,241,989	1,227,179	11%

SEMINOLE COUNTY GOVERNMENT FY 2018/19 ADOPTED BUDGET DOCUMENT

COMMUNITY SERVICES DEPT

Community Assistance

Program Message

Community Assistance consist of several services areas assisting the needs of citizens of Seminole County. These areas are Community Services Administration Business Office, County Health Department, County Low Income Assistance, Mandated Services -Community, and Veterans Services.

Administration: directs, plans, coordinates and implements the day to day activities and personnel of the Community Services Department which includes overseeing the implementation of affordable housing and community development projects, human/social services and financial assistance program, and Veterans services. The Admin Office also includes the Business and Accounting staffing that provide managerial, fiscal, and compliance support for grants and mandated programs such as: County Health Department, mandated services-community services and substance and drug abuse. Financial services include: oversight and stewardship, grant administration, accurate and timely reporting, and budgeting.

Compliance: The Community Partnerships and Quality Assurance Group (CPQA) provides compliance to the Community Services Department. The compliance staff reviews external and internal agency files and supporting documentation to detect any real or incipient violations of regulatory or contractual requirements. It then works with those agencies to correct any deficiencies and work toward full compliance. The Compliance Office also reviews sub-recipient and other agreements to ensure regulatory compliance, and offers opinions and guidance in regulatory and contractual interpretation.

County Health Department: The Health Department provides outreach, clinical assessment, and treatment and referral services to the residents of Seminole County. The Community Services Department monitors health status, focuses on community health resources to improve health outcomes, participates in emergency readiness and response issues and provides health education.

County Low Income Assistance: This service provides financial assistance and resources to aid Seminole County residents who are experiencing an unforeseen financial hardship. The program also serves low income residents working toward self-sufficiency. This program is inclusive of various services and funding sources. The services provided have a significant impact in helping individuals and families residing in Seminole County. These services consist primarily of: rent/mortgage, utility, and first month's rent assistance for homeless households. The Community Partnerships and Quality Assurance Group (CPQA) oversees the funding to countywide local non-profit agencies through Community Partnerships that aid low income, disadvantaged or disabled families and individuals.

Mandated Services – Community: Additionally, the department oversees several State Mandated programs to include: burial/cremation; indigent medical care; child protection team medical examinations and procedures for children physically abused, abandoned, or neglected;

SEMINOLE COUNTY GOVERNMENT FY 2018/19 ADOPTED BUDGET DOCUMENT

COMMUNITY SERVICES DEPT

Community Assistance (CONT.)

Program Message

Health Care Responsibility Act for uninsured Seminole County residents that have a medical emergency outside of Seminole County, but within the State of Florida; Medicaid billing which pays a portion of medical and nursing home expense for Seminole County residents. These services are mandated by state statute and ensure services and support for indigent care.

Veterans' Services: The Seminole County Veterans' Services (CVSO) is dedicated to helping honorably-discharged Seminole County Veterans, their dependents, and survivors by improving their health and economic well-being through education, advocacy, benefits, and long-term health services. This Seminole CVSO educates the community about Veterans' benefits and serves as the Veterans' advocate when filing valid claims with the U.S. Department of Veterans' Affairs (VA).

During FY 2017-2018 the Veterans' Services Office continued to provide the highest level of service to Seminole County residents. Dedicated staffing was one Veterans' Services Officer and two Assistant Veterans' Services Officers. The staff served 525 unique clients with 12,201 client contacts resulting in over \$11 Million in additional VA funding coming into Seminole County in Calendar Year 2018.

The CVSO sponsors an annual Homeless Veterans Stand Down, where homeless Veterans are re-connected to the VA and other local resources. The event brings homeless Veterans out of the woods to a central location where they are encouraged to connect with VA medical and mental health, local attorneys, public defenders, and prosecutors as well as other local homeless service providers. Items and services provided include: showers, clothing, haircuts, housing vouchers, inoculations, bus passes, job-finding assistance, food stamps, and others.

This CVSO is a contributing partner of the Seminole County Veterans' Treatment Court (VetCourt): Judge John L. Woodard III presides. VetCourt provides treatment in lieu of incarceration however, it is not a get-out-of-jail-free card, and in fact, the demands of VetCourt are usually more demanding than pleading out. One in five Veterans who serve in Afghanistan or Iraq has symptoms of a mental health disorder or cognitive impairment, one in six of these Veterans suffers from substance abuse. Research draws a link between substance abuse and combat-related mental illness. Left untreated, these issues can lead to involvement in the criminal justice system. By actively engaging these Veterans early with treatment and counseling, recidivism has dramatically reduced. The service provides the following:

- Provide affordable housing
- Administer human/social services and financial assistance
- Supervise and accommodate Veteran Services
- Steward Federal, State, and local funding

**SEMINOLE COUNTY GOVERNMENT
FY 2018/19 ADOPTED BUDGET DOCUMENT**

COMMUNITY SERVICES DEPT

Community Assistance (CONT.)

Program Message

- Provide financial assistance
- Accommodate self-sufficiency
- Pay rent/mortgage, utilities
- Oversee State Mandated programs
- Improve living conditions of low income and homeless residents
- Provide dental assistance to extremely low to moderate income residents
- Health Care Responsibility Act (HCRA)
- Medicaid & Indigent Care and Burial
- Mental Healthcare
- Child Protection Team
- Medical Examiner
- Helps honorably-discharged Veterans
- Educates Veterans about benefits
- Serves as an advocate when filing claims with the VA
- Orchestrates the annual “Stand Down” event for homeless Veterans
- Partners with Seminole County Veterans’ Court

COMMUNITY SERVICES

PROGRAM - ACCT MAJOR - OBJECT ACCT	FY17 ACTUALS	FY18 ADOPTED BUDGET	FY19 ADOPTED BUDGET	VARIANCE	%
06 COUNTY ASSISTANCE PROGRAMS					
330 INTERGOVERNMENTAL REVENUE					
334690 PROSECUTION ALTERNATIVE	0	0	0	0	
330 INTERGOVERNMENTAL REVENUE Total	0	0	0	0	
510 PERSONNEL SERVICES					
510120 REGULAR SALARIES & WAGES	1,524,545	1,729,813	1,800,091	70,277	4%
510140 OVERTIME	31,771	0	0	0	
510150 SPECIAL PAY	6,300	6,300	7,500	1,200	19%
510210 SOCIAL SECURITY MATCHING	114,605	131,181	137,707	6,526	5%
510220 RETIREMENT CONTRIBUTIONS	139,272	157,484	175,413	17,929	11%
510230 HEALTH AND LIFE INSURANCE	291,024	348,336	418,916	70,581	20%
510240 WORKERS COMPENSATION	6,060	10,455	12,055	1,600	15%
511000 CONTRA PERSONAL SERVICES	(457,824)	(465,000)	0	465,000	-100%
510 PERSONNEL SERVICES Total	1,655,752	1,918,569	2,551,682	633,113	33%
530 OPERATING EXPENDITURES					
530310 PROFESSIONAL SERVICES	16,275	28,700	28,700	0	0%
530340 OTHER SERVICES	2,063,412	2,211,970	2,605,970	394,000	18%
530400 TRAVEL AND PER DIEM	2,460	1,200	1,500	300	25%
530401 TRAVEL - TRAINING RELATED	5,056	5,885	5,885	0	0%
530420 TRANSPORTATION	13	400	400	0	0%
530450 INSURANCE	0	0	45,159	45,159	
530460 REPAIRS AND MAINTENANCE	0	200	200	0	0%
530490 OTHER CHARGES/OBLIGATIONS	1,358	5,150	5,150	0	0%
530510 OFFICE SUPPLIES	405	2,221	2,221	0	0%
530520 OPERATING SUPPLIES	1,981	5,850	6,850	1,000	17%
530521 EQUIPMENT \$1000-\$4999	0	1,455	0	(1,455)	-100%
530540 BOOKS, DUES PUBLICATIONS	1,390	3,700	3,700	0	0%
530550 TRAINING	1,765	2,881	2,881	0	0%
530 OPERATING EXPENDITURES Total	2,094,115	2,269,612	2,708,616	439,004	19%
540 INTERNAL SERVICE CHARGES					
540101 OTHER CHRGS/OB-INTERNAL	337,914	491,181	518,739	27,558	6%
540102 OTHER CHRGS/ADMIN FEE CONTRA	295,990	0	0	0	
540201 INTERNAL SER FEES-INSURANCE	32,441	20,099	0	(20,099)	-100%
540202 INTERNAL SERVICE FEES	0	15,480	15,765	285	2%
540 INTERNAL SERVICE CHARGES Total	666,345	526,760	534,504	7,744	1%
560 CAPITAL OUTLAY					
560650 CONSTRUCTION IN PROGRESS	0	0	0	0	
560 CAPITAL OUTLAY Total	0	0	0	0	
580 GRANTS & AIDS					
580821 AID TO PRIVATE ORGANIZATIONS	1,124,434	1,044,150	1,025,604	(18,546)	-2%
580833 OTHER GRANTS & AIDS/INDIVIDUAL	5,061,602	5,255,720	5,421,584	165,864	3%
580 GRANTS & AIDS Total	6,186,035	6,299,870	6,447,188	147,318	2%
06 COUNTY ASSISTANCE PROGRAMS Total	10,602,247	11,014,810	12,241,989	1,227,179	11%

SEMINOLE COUNTY GOVERNMENT FY 2018/19 ADOPTED BUDGET DOCUMENT

COMMUNITY SERVICES DEPT

Grant Assistance

Program Message

The Community Development Division aims at improving the living conditions of County residents through infrastructure improvements, public services, housing activities, homeless services and economic development. Seminole County receives Federal and State grant funding through several programs funded by the U.S. Department of Housing and Urban Development (HUD) and the Florida Housing Finance Corporation (FHFC). These funding programs are: Community Development Block Grant (CDBG), Emergency Solutions Grants (ESG), Home Investment Partnerships Program (HOME), and State Housing Initiatives Partnership (SHIP).

The **Grant Low Income Assistance** service, through state and federal governmental grants, provides services to improve the living conditions of low income and homeless residents through the provision of temporary shelter and rental subsidies & supportive services for homeless families and chronically homeless individuals. It also provides dental assistance to extremely low to moderate income residents without dental insurance. The grants that fund Low Income Assistance are Community Development Block Grants (CDBG), Community Services Block Grant (CSBG), and the Continuum of Care / Shelter Plus Care (CoC/S+C).

- **Capital Improvements:** This program provides funds for paving and drainage, sewer and water line improvements, construction of sidewalks, limited park improvements, construction and/or improvements to community facilities.
- **Affordable Housing Development:** This program provides funds for site acquisition, infrastructure, and housing development of owner occupied units.
- **Rental Housing Development:** This program provides funds for site acquisition and rehabilitation of affordable multi-family rental housing.
- **Immediate Needs Program:** This program provides funds for immediate repairs and/ or alterations to protect the health, safety, and welfare of the household or to affect the immediate livability of the home. The four (4) trades in which assistance can be provided are roofing, electrical, plumbing, and HVAC (heating and cooling systems). In addition, funds may be provided to persons with disabilities who need modifications to increase accessibility and eliminate hazardous conditions in their home.
- **Housing Rehabilitation/Reconstruction:** This program provides funds for extensive home rehabilitation of owner occupied housing. In some instances, homes that are too severely deteriorated will be demolished & reconstructed.
- **Rental Assistance:** This program provides funds for rental assistance similar to the Section 8 program to special needs populations and homeless households. Households are required to make a monthly contribution.
- **Housing relocation and stabilization services:** This program provides funds to move homeless people quickly to permanent housing by helping defer rental application fees, security deposits, monthly rents, and utility deposits. Housing stability case management is available.

SEMINOLE COUNTY GOVERNMENT FY 2018/19 ADOPTED BUDGET DOCUMENT

COMMUNITY SERVICES DEPT

Grant Assistance (CONT.)

Program Message

- **Micro Enterprise Program:** This program provides funding and assistance to local business to create jobs.
- **Neighborhood Stabilization Program:** The Neighborhood Stabilization Program was established for the purpose of stabilizing neighborhoods suffering from foreclosures, short sales and abandonment. Seminole County received over \$11 million and is implementing two strategies for the use of NSP funds, including property acquisition and rehabilitation for resale to income eligible home buyers, and rental acquisition and rehabilitation to support the need for affordable rental housing stock.
- **City of Sanford Community Development Block Grant (CDBG) Program:** The Community Development Team manages Sanford's CDBG Program, which provides services that principally benefit low-income persons and households and to develop viable urban communities. The highest priorities for the program are Supportive service, Housing Rehabilitation, and Economic Development.
- **Vacant Lots Program:** The County transfers certain County-owned vacant lots to eligible non-profit organizations, via a loan, for the development of affordable housing. In addition, the County has available approximately \$240,000 in State Housing Initiatives Partnership (SHIP) Program funds and \$152,000 in HOME Investment Partnerships Program (HOME) funds towards the development/ construction of affordable housing on these vacant lots.

COMMUNITY SERVICES

PROGRAM - ACCT MAJOR - OBJECT ACCT	FY17 ACTUALS	FY18 ADOPTED BUDGET	FY19 ADOPTED BUDGET	VARIANCE	%
06 GRANT ASSISTANCE PROGRAMS					
330 INTERGOVERNMENTAL REVENUE					
331500 SHELTER PLUS CARE AGREEMENT	0	0	0	0	
331540 COMMUNITY DEVELOPMNT BLK GT	(2,026,690)	(2,066,797)	(2,354,765)	(287,968)	14%
331550 EMERGENCY SHELTER GRANT	(613,483)	(628,276)	(629,050)	(774)	0%
331570 NEIGHBORHOOD STABILIZATION	18,735	(42,295)	(10,000)	32,295	-76%
331590 HOME PROGRAM	(398,355)	(496,754)	(734,777)	(238,023)	48%
331690 FEDERAL GRANT HUMAN SERVICES	(287,012)	(43,561)	(30,000)	13,561	-31%
331692 CHILD MENTAL HEALTH INITIATIVE	0	0	0	0	
334690 PROSECUTION ALTERNATIVE	0	0	0	0	
335520 SHIP PROGRAM REVENUE	(1,642,739)	(42,600)	(729,584)	(686,984)	1613%
330 INTERGOVERNMENTAL REVENUE Total	(4,949,544)	(3,320,283)	(4,488,176)	(1,167,893)	35%
360 MISCELLANEOUS REVENUES					
361100 INTEREST ON INVESTMENTS	(6,076)	0	0	0	
361120 SHIP MORTGAGE INTEREST	0	0	0	0	
366100 CONTRIBUTIONS & DONATIONS	0	0	0	0	
369120 SHIP MORTGAGE PRINCIPAL	(161,304)	0	0	0	
369900 MISCELLANEOUS-OTHER	91,294	0	0	0	
369950 NSP RESALES/PROGRAM INCOME	0	0	0	0	
369955 NON-CASH NSP PROGRAM INCOME	0	0	0	0	
360 MISCELLANEOUS REVENUES Total	(76,086)	0	0	0	
510 PERSONNEL SERVICES					
510120 REGULAR SALARIES & WAGES	170,660	183,112	72,750	(110,362)	-60%
510130 OTHER PERSONAL SERVICES	(348)	0	0	0	
510140 OVERTIME	2,221	0	0	0	
510150 SPECIAL PAY	1,178	1,200	0	(1,200)	-100%
510210 SOCIAL SECURITY MATCHING	12,797	13,932	6,088	(7,844)	-56%
510220 RETIREMENT CONTRIBUTIONS	16,063	17,410	6,573	(10,837)	-62%
510230 HEALTH AND LIFE INSURANCE	30,683	34,631	22,243	(12,388)	-36%
510240 WORKERS COMPENSATION	1,304	492	183	(309)	-63%
511000 CONTRA PERSONAL SERVICES	0	0	0	0	
510 PERSONNEL SERVICES Total	234,558	250,778	107,838	(142,940)	-57%
530 OPERATING EXPENDITURES					
530310 PROFESSIONAL SERVICES	0	0	0	0	
530340 OTHER SERVICES	80,923	8,200	1,000	(7,200)	-88%
530400 TRAVEL AND PER DIEM	9,997	3,300	7,300	4,000	121%
530401 TRAVEL - TRAINING RELATED	8,073	7,400	11,000	3,600	49%
530402 TRAVEL - TRAINING NON-EMPLOYEE	2,512	0	0	0	
530420 TRANSPORTATION	0	300	1,500	1,200	400%
530440 RENTAL AND LEASES	78,840	57,000	60,066	3,066	5%
530480 PROMOTIONAL ACTIVITIES	0	0	0	0	
530490 OTHER CHARGES/OBLIGATIONS	90,616	57,190	87,191	30,001	52%
530499 CHARGES/OBLIGATIONS-CONTINGENC	0	0	0	0	
530510 OFFICE SUPPLIES	9,044	250	3,378	3,128	1251%
530520 OPERATING SUPPLIES	7,333	4,079	2,200	(1,879)	-46%
530521 EQUIPMENT \$1000-\$4999	0	0	0	0	
530522 OPERATING SUPPLIES-TECHNOLOGY	1,227	1,600	0	(1,600)	-100%
530540 BOOKS, DUES PUBLICATIONS	10,510	4,100	7,700	3,600	88%
530550 TRAINING	14,124	4,000	6,000	2,000	50%
530 OPERATING EXPENDITURES Total	313,201	147,419	187,335	39,916	27%
540 INTERNAL SERVICE CHARGES					
540101 OTHER CHRGS/OB-INTERNAL	5,778	1,432	0	(1,432)	-100%
540104 COUNTY LABOR GRANT	452,683	270,000	423,000	153,000	57%
540202 INTERNAL SERVICE FEES	0	944	0	(944)	-100%
540 INTERNAL SERVICE CHARGES Total	458,462	272,376	423,000	150,624	55%

COMMUNITY SERVICES

PROGRAM - ACCT MAJOR - OBJECT ACCT	FY17 ACTUALS	FY18 ADOPTED BUDGET	FY19 ADOPTED BUDGET	VARIANCE	%
560 CAPITAL OUTLAY					
560642 EQUIPMENT >\$4999	0	0	0	0	
560650 CONSTRUCTION IN PROGRESS	0	0	0	0	
560 CAPITAL OUTLAY Total	0	0	0	0	
580 GRANTS & AIDS					
580811 AID TO GOVT AGENCIES	0	0	0	0	
580821 AID TO PRIVATE ORGANIZATIONS	910,372	626,800	1,257,891	631,091	101%
580830 4C COMMUNITY CARE/CHILDREN	0	0	0	0	
580833 OTHER GRANTS & AIDS/INDIVIDUAL	3,106,039	2,022,910	2,512,112	489,202	24%
580834 NON-CASH ASSISTANCE	0	0	0	0	
580 GRANTS & AIDS Total	4,016,412	2,649,710	3,770,003	1,120,293	42%
06 GRANT ASSISTANCE PROGRAMS Total	(2,997)	0	0	(0)	-100%



**SEMINOLE COUNTY GOVERNMENT
FY 2018/19 ADOPTED BUDGET DOCUMENT**

PUBLIC WORKS DEPT

**CAPITAL PROJECTS DELIVERY
DEVELOPMENT REVIEW ENGINEERING
ENGINEERING PROFESSIONAL SUPPORT
FACILITIES
FLEET MANAGEMENT
LAND MANAGEMENT
MOSQUITO CONTROL
PUBLIC WORKS BUSINESS OFFICE
ROADS-STORMWATER R&M
TRAFFIC OPERATIONS
WATER QUALITY**

**SEMINOLE COUNTY GOVERNMENT
FY 2018/19 ADOPTED BUDGET DOCUMENT**

PUBLIC WORKS DEPT

Department Message

The Public Works Department's mission is to improve and maintain Seminole County's Public Infrastructure to enhance the safety of the traveling public and quality of life for Seminole County residents and visitors. The Department provides a comprehensive program of services to manage and maintain the transportation and stormwater infrastructure, including those from new developments proposed within Seminole County.

**SEMINOLE COUNTY GOVERNMENT
FY 2018/19 ADOPTED BUDGET DOCUMENT**

PUBLIC WORKS DEPT

Department Goals/Objectives/Performance Measures

GOAL: TO PROVIDE HIGH QUALITY, COST EFFECTIVE, LANDSCAPE ARCHITECTURE, ENGINEERING AND PROFESSIONAL SURVEYING SERVICES TO SEMINOLE COUNTY CITIZENS, INCLUDING PROJECT DEVELOPMENT AND MANAGEMENT SERVICES, DESIGN AND SURVEY SERVICES, PROJECT PLANNING AND DEVELOPMENT, CONSTRUCTION PROJECT MANAGEMENT AND INSPECTION SERVICES.

Objective: Complete the scheduled list of Major Roadway and Bridge Projects (Arterial and Collector Roadways) identified within the County Capital Improvement Projects (CIP) program.

Performance Measure: # of Major Roadway and Bridge Projects completed

FY17	FY18	FY19
<u>Actual</u>	<u>Actual</u>	<u>Projected</u>
20	26	26

Performance Measure: # of miles resurfaced

FY17	FY18	FY19
<u>Actual</u>	<u>Actual</u>	<u>Projected</u>
54	62	50

GOAL: TO PROVIDE CONNECTIVITY AND ENHANCE MOBILITY FOR CITIZENS OF THE COUNTY, INCLUDING ENHANCED ADA ACCESS AND PATHWAY TO PUBLIC FACILITIES.

Objective: Plan, engineer, and construct sidewalks within budget and to specifications.

Performance Measure: # of sidewalk projects completed within budget and to specifications

FY17	FY18	FY19
<u>Actual</u>	<u>Actual</u>	<u>Projected</u>
23	15	21

Objective: Complete the construction of the total linear feet of sidewalk identified including sidewalk upgrades within the county sidewalk program.

Performance Measure: Linear feet of sidewalk constructed

FY17	FY18	FY19
<u>Actual</u>	<u>Actual</u>	<u>Projected</u>
25,000	53,284	25,000

**SEMINOLE COUNTY GOVERNMENT
FY 2018/19 ADOPTED BUDGET DOCUMENT**

PUBLIC WORKS DEPT

Department Goals/Objectives/Performance Measures (CONT.)

GOAL: IMPROVE MAINTENANCE AND OPERATIONS OF COUNTY OWNED BUILDINGS.

Objective: Improve Work Request process by decreasing the percentage of reactive work requests to less than 58%. This can be accomplished through continuing to build Preventative Maintenance (PM) program to cover all equipment, continuing to increase predictive maintenance measures as funds permit, and continuing to review reactive work requests for routine services that should be moved to “scheduled services” or PM.

Performance Measure: # of incoming work requests, which are reactive work requests

FY17	FY18	FY19
<u>Actual</u>	<u>Actual</u>	<u>Projected</u>
9,316	8,599	< 8,000

Objective: Improve Completion of Preventative Maintenance Work Requests to over 90% by completing the development of the PM program and closer monitoring of PM completions by Supervisor and managers.

Performance Measure: Percentage of Preventive Maintenance Work Requests

FY17	FY18	FY19
<u>Actual</u>	<u>Actual</u>	<u>Projected</u>
88%	99%	> 90%

Objective: Make sure all Planned Work Projects for a specific fiscal year have been completed during the actual fiscal year.

Performance Measure: % of Planned Work Projects completed during current fiscal year

FY17	FY18	FY19
<u>Actual</u>	<u>Actual</u>	<u>Projected</u>
100%	95%	100%

**SEMINOLE COUNTY GOVERNMENT
FY 2018/19 ADOPTED BUDGET DOCUMENT**

PUBLIC WORKS DEPT

Department Goals/Objectives/Performance Measures (CONT.)

GOAL: REDUCE EQUIPMENT DOWN TIME AND INCREASE RELIABILITY.

Objective: Work efficiently and effectively to reduce the amount of service interruptions (Road-Calls) per 30 day cycle.

Performance Measure: # of service Interruptions (Road-Calls) per 30 day cycle

FY17	FY18	FY19
<u>Actual</u>	<u>Actual</u>	<u>Projected</u>
39	16	15

GOAL: PROVIDE SUPERIOR SERVICE IN THE REPAIR AND MAINTENANCE OF ALL COUNTY EQUIPMENT ASSIGNED TO THIS PROGRAM.

Objective: Perform scheduled Preventative Maintenance (PMs) to ensure compliance to standards.

Performance Measure: # of PMs generated and closed within same 30 days cycle

FY17	FY18	FY19
<u>Actual</u>	<u>Actual</u>	<u>Projected</u>
2,615	2,376	2,159

GOAL: ADMINISTER THE FLEET MAINTENANCE PROGRAM TO ACHIEVE MAXIMUM PERFORMANCE.

Objective: Manage and monitor the service to reduce the Average Turnaround Time.

Performance Measure: Average # of days a unit is in the shop

FY17	FY18	FY19
<u>Actual</u>	<u>Actual</u>	<u>Projected</u>
8.6	10.3	9.5

SEMINOLE COUNTY GOVERNMENT FY 2018/19 ADOPTED BUDGET DOCUMENT

PUBLIC WORKS DEPT

Department Goals/Objectives/Performance Measures (CONT.)

GOAL: TO MINIMIZE THE IMPACT OF MOSQUITOS AND SPREAD OF MOSQUITO BORNE DISEASES FOR THE RESIDENTS OF SEMINOLE COUNTY

Objective: Continue to enhance the Mosquito Control Program through expanded surveillance and monitoring activities; and continue to minimize the impacts of mosquito borne diseases through inspections, larviciding and adulticiding.

Performance Measure: # of service requests completed

FY17	FY18	FY19
<u>Actual</u>	<u>Actual</u>	<u>Projected</u>
2,984*	1,781	1,955

Performance Measure: Total acres fogged

FY17	FY18	FY19
<u>Actual</u>	<u>Actual</u>	<u>Projected</u>
369,909*	214,383	214,000

Performance Measure: # of sites inspected

FY17	FY18	FY19
<u>Actual</u>	<u>Actual</u>	<u>Projected</u>
28,731*	14,725	15,000

Performance Measure: # of larvicide treatments

FY17	FY18	FY19
<u>Actual</u>	<u>Actual</u>	<u>Projected</u>
7,177*	3,655	4,000

*Due to Grant Funded Positions

GOAL: MAINTAIN EXISTING INFRASTRUCTURE CONSISTENT WITH COUNTY CODES AND POLICIES, ACCEPTED STANDARDS AND FEDERAL AND STATE REQUIREMENTS.

Objective: Keep canal and ditch system functional year-round by routine inspection and cleaning.

Performance Measure: Linear feet of ditch and canal cleaning

FY17	FY18	FY19
<u>Actual</u>	<u>Actual</u>	<u>Projected</u>
167,196	139,748	150,000

Projection is a typical year without a hurricane.

**SEMINOLE COUNTY GOVERNMENT
FY 2018/19 ADOPTED BUDGET DOCUMENT**

PUBLIC WORKS DEPT

Department Goals/Objectives/Performance Measures (CONT.)

Objective: Repair potholes in county maintained roads as they are reported or discovered.

Performance Measure: Number of potholes repaired

FY17	FY18	FY19
<u>Actual</u>	<u>Actual</u>	<u>Projected</u>
2,029	2,904	2,300

Projection is a typical year without a hurricane.

GOAL: REPAIR AND REPLACE SIDEWALKS IN COUNTY RIGHTS-OF-WAY.

Objective: Utilize contracted and in-house resources to replace broken and displaced sidewalk.

Performance Measure: Square feet of sidewalk replaced

FY17	FY18	FY19
<u>Actual</u>	<u>Actual</u>	<u>Projected</u>
148,000	162,013	150,000

GOAL: IMPROVE CUSTOMER SERVICE BY REDUCING RESPONSE TIMES TO REQUESTS AND INQUIRIES.

Objective: Complete work orders in an effective and efficient manner.

Performance Measure: # and % of new work orders closed annually

FY17	FY18	FY19
<u>Actual</u>	<u>Actual</u>	<u>Projected</u>
4,569	3,890	4,000
89%	93%	90%

SEMINOLE COUNTY GOVERNMENT FY 2018/19 ADOPTED BUDGET DOCUMENT

PUBLIC WORKS DEPT

Department Goals/Objectives/Performance Measures (CONT.)

GOAL: UTILIZE INTELLIGENT TRANSPORTATION SYSTEMS (ITS), TRANSPORTATION SYSTEMS MANAGEMENT AND OPERATIONS (TSM&O) STRATEGIES, AND STANDARDS SUCH AS THE MANUAL ON UNIFORM TRAFFIC CONTROL DEVICES (MUTCD) TO MAXIMIZE SAFETY AND EFFICIENCY ON ALL MAJOR ROADWAYS WITHIN SEMINOLE COUNTY.

Objective: Promote efficient system management and operations through continual improvements to signal operations, optimizing signal coordination and implementing adaptive signal timing control.

Performance Measure: # of corrective signal actions performed

FY17	FY18	FY19
<u>Actual</u>	<u>Actual</u>	<u>Projected</u>
445	305	350

Performance Measure: # of signal modifications made

FY17	FY18	FY19
<u>Actual</u>	<u>Actual</u>	<u>Projected</u>
156	80	100

Performance Measure: # of signal timing changes made

FY17	FY18	FY19
<u>Actual</u>	<u>Actual</u>	<u>Projected</u>
1,257	1,511	1,600

Performance Measure: # of signals utilizing state-of-the-art adaptive signal timing control

FY17	FY18	FY19
<u>Actual</u>	<u>Actual</u>	<u>Projected</u>
69	71	95

Objective: Provide the necessary roadway signage throughout the County's multimodal transportation system.

Performance Measure: # of new signs installed

FY17	FY18	FY19
<u>Actual</u>	<u>Actual</u>	<u>Projected</u>
876	287	400

**SEMINOLE COUNTY GOVERNMENT
FY 2018/19 ADOPTED BUDGET DOCUMENT**

PUBLIC WORKS DEPT

Department Goals/Objectives/Performance Measures (CONT.)

Performance Measure: # of existing signs maintained

FY17	FY18	FY19
<u>Actual</u>	<u>Actual</u>	<u>Projected</u>
3,954	11,010*	4,000

*Due to Hurricane Irma

Objective: Maintain and protect the County's fiber optic network in proper working order through locates and necessary repairs.

Performance Measure: # of underground locates completed

FY17	FY18	FY19
<u>Actual</u>	<u>Actual</u>	<u>Projected</u>
1,628	1,730	1,800

Performance Measure: # of fiber optic repairs completed

FY17	FY18	FY19
<u>Actual</u>	<u>Actual</u>	<u>Projected</u>
27	21	25

Objective: Quickly and effectively respond to roadway incidents and signal malfunctions in order to restore normal traffic flow in a timely manner.

Performance Measure: Number of traffic trouble calls reported

FY17	FY18	FY19
<u>Actual</u>	<u>Actual</u>	<u>Projected</u>
362	295	275

Performance Measure: Number of emergency response calls

FY17	FY18	FY19
<u>Actual</u>	<u>Actual</u>	<u>Projected</u>
51	44	50

SEMINOLE COUNTY GOVERNMENT FY 2018/19 ADOPTED BUDGET DOCUMENT

PUBLIC WORKS DEPT

Department Goals/Objectives/Performance Measures (CONT.)

GOAL: TO PROTECT AND IMPROVE THE WATER QUALITY OF SEMINOLE COUNTY'S SURFACE WATER RESOURCES THROUGH EDUCATIONAL OUTREACH, COLLABORATION WITH OTHER STAKEHOLDERS, RESTORATION ACTIVITIES AND IMPLEMENTING STRUCTURAL AND NON-STRUCTURAL PROJECTS.

Objective: Continue to expand and enhance the educational outreach programs; implement newly adopted Fertilizer Ordinance through educational outreach and informational campaign; and continue to monitor and analyze the long term water quality trends through water chemistry and biological monitoring.

Performance Measure: # of waterbodies monitored

FY17	FY18	FY19
<u>Actual</u>	<u>Actual</u>	<u>Projected</u>
387	429	450

Performance Measure: Total number of water chemistry samples collected

FY17	FY18	FY19
<u>Actual</u>	<u>Actual</u>	<u>Projected</u>
4,110	4,340	4,500

Performance Measure: # of established MSBU's managed

FY17	FY18	FY19
<u>Actual</u>	<u>Actual</u>	<u>Projected</u>
19	19	20

Performance Measure: # of volunteer hours

FY17	FY18	FY19
<u>Actual</u>	<u>Actual</u>	<u>Projected</u>
3,545	3,744	3,745

PUBLIC WORKS

FUND TYPE - DIVISION	FY17 ACTUALS	FY18 ADOPTED BUDGET	FY19 ADOPTED BUDGET	VARIANCE	%
01 GENERAL FUNDS					
07 ENGINEERING	(100)	0	0	0	
07 FACILITIES	9,467,307	9,204,309	9,534,508	330,200	4%
07 FLEET MANAGEMENT	6,961,755	8,197,154	7,917,967	(279,187)	-3%
07 WATERSHED MANAGEMENT	1,575,425	1,880,651	1,934,128	53,476	3%
11 PLANNING AND DEVELOPMENT	(34,045)	402,383	324,517	(77,866)	-19%
01 GENERAL FUNDS Total	17,970,342	19,684,497	19,711,120	26,623	0%
02 REPLACEMENT FUNDS					
07 ENGINEERING	0	0	56,546	56,546	
07 FACILITIES	701,152	576,341	187,776	(388,565)	-67%
07 FLEET MANAGEMENT	0	0	1,439,040	1,439,040	
07 ROADS - STORMWATER	265,489	0	0	0	
07 TRAFFIC ENGINEERING	173,464	0	0	0	
07 WATERSHED MANAGEMENT	87,238	0	0	0	
11 PLANNING AND DEVELOPMENT	0	54,128	0	(54,128)	-100%
02 REPLACEMENT FUNDS Total	1,227,343	630,469	1,683,362	1,052,893	167%
04 TRANSPORTATION FUNDS					
07 ENGINEERING	3,267,718	4,075,239	4,188,385	113,145	3%
07 FACILITIES	203,211	270,969	280,700	9,730	4%
07 FLEET MANAGEMENT	0	0	0	0	
07 PUBLIC WORKS BUSINESS OFFIC	525,060	536,459	532,032	(4,427)	-1%
07 ROADS - STORMWATER	10,531,832	12,364,701	12,771,006	406,305	3%
07 TRAFFIC ENGINEERING	3,162,833	3,877,058	4,187,014	309,956	8%
07 WATERSHED MANAGEMENT	0	0	0	0	
11 PLANNING AND DEVELOPMENT	556	0	0	0	
04 TRANSPORTATION FUNDS Total	17,691,210	21,124,427	21,959,136	834,709	4%
05 SALES TAX FUNDS					
07 ENGINEERING	43,808,497	49,497,780	37,405,101	(12,092,679)	-24%
07 TRAFFIC ENGINEERING	0	0	0	0	
99 NON DEPARTMENTAL	0	0	1,050,000	1,050,000	
05 SALES TAX FUNDS Total	43,808,497	49,497,780	38,455,101	(11,042,679)	-22%
06 FIRE DISTRICT FUNDS					
07 FACILITIES	191,024	299,305	347,350	48,045	16%
06 FIRE DISTRICT FUNDS Total	191,024	299,305	347,350	48,045	16%
11 GRANT FUNDS					
07 ENGINEERING	0	0	0	0	
07 FACILITIES	0	0	0	0	
07 WATERSHED MANAGEMENT	1,709	(0)	0	0	-100%
11 GRANT FUNDS Total	1,709	(0)	0	0	-100%
13 SPECIAL REVENUE FUNDS					
07 ENGINEERING	0	0	0	0	
13 SPECIAL REVENUE FUNDS Total	0	0	0	0	
15 CRA FUNDS					
07 ENGINEERING	0	0	0	0	
15 CRA FUNDS Total	0	0	0	0	
18 CAPITAL FUNDS					
07 ENGINEERING	140,329	0	0	0	
07 FACILITIES	0	0	248,420	248,420	
18 CAPITAL FUNDS Total	140,329	0	248,420	248,420	
19 WATER & SEWER FUNDS					

PUBLIC WORKS

FUND TYPE - DIVISION	FY17 ACTUALS	FY18 ADOPTED BUDGET	FY19 ADOPTED BUDGET	VARIANCE	%
07 FACILITIES	54,992	51,150	9,500	(41,650)	-81%
19 WATER & SEWER FUNDS Total	54,992	51,150	9,500	(41,650)	-81%
20 SOLID WASTE FUNDS					
07 FACILITIES	37,016	81,010	0	(81,010)	-100%
20 SOLID WASTE FUNDS Total	37,016	81,010	0	(81,010)	-100%
Grand Total	81,122,464	91,368,638	82,413,990	(8,954,649)	-10%

SEMINOLE COUNTY GOVERNMENT FY 2018/19 ADOPTED BUDGET DOCUMENT

PUBLIC WORKS DEPT

Capital Projects Delivery

Program Message

Capital Projects has the ultimate purpose of delivering capital projects (roadway, stormwater, subdivision rehabilitation, sidewalks and trails) that eliminate congestion, increase personal mobility, update aging infrastructure, minimizing flooding and meet federally mandated water quality improvement requirements while assuring that public pedestrian and vehicular bridges are safe and structurally adequate.

This program provides the following services:

- Pedestrian/vehicular bridge inspections and repair
- Engineering Services
- Construction Engineering Inspections
- Pavement resurfacing and reconstruction program
- Transportation concurrency and transportation impact fee reviews
- Project Management

PUBLIC WORKS

PROGRAM - ACCT MAJOR - OBJECT ACCT	FY17 ACTUALS	FY18 ADOPTED BUDGET	FY19 ADOPTED BUDGET	VARIANCE	%
07 CAPITAL PROJECTS DELIVERY					
330 INTERGOVERNMENTAL REVENUE					
331391 OTHER PHYSICAL ENV FED GRANTS	0	0	0	0	
331490 TRANSPORTATION REVENUE GRANT	(543,591)	0	0	0	
334225 JUVENILE ASSESSMENT CTR GRANT	0	0	0	0	
334360 STORMWATER MANAGEMENT	(315,983)	0	0	0	
334490 TRANSPORTATION REV GRANT	(2,626,395)	0	0	0	
337900 LOCAL GRANTS & AIDS	(260,896)	0	0	0	
330 INTERGOVERNMENTAL REVENUE Total	(3,746,865)	0	0	0	
360 MISCELLANEOUS REVENUES					
361100 INTEREST ON INVESTMENTS	(46,519)	0	0	0	
366100 CONTRIBUTIONS & DONATIONS	0	0	0	0	
366175 SEMINOLE COUNTY HEROES MEMORIA	(100)	0	0	0	
369400 REIMBURSEMENTS	0	0	0	0	
369900 MISCELLANEOUS-OTHER	0	0	0	0	
369930 REIMBURSEMENTS	0	0	0	0	
360 MISCELLANEOUS REVENUES Total	(46,619)	0	0	0	
399 FUND BALANCE					
399999 BEGINNING FUND BALANCE	0	0	0	0	
399 FUND BALANCE Total	0	0	0	0	
510 PERSONNEL SERVICES					
510120 REGULAR SALARIES & WAGES	1,559,521	1,875,114	1,919,314	44,201	2%
510125 PART-TIME PERSONNEL	0	0	0	0	
510140 OVERTIME	10,569	0	0	0	
510150 SPECIAL PAY	1,255	1,800	1,800	0	0%
510210 SOCIAL SECURITY MATCHING	114,475	137,744	146,828	9,083	7%
510220 RETIREMENT CONTRIBUTIONS	133,096	153,512	173,148	19,636	13%
510230 HEALTH AND LIFE INSURANCE	274,458	345,455	403,644	58,188	17%
510240 WORKERS COMPENSATION	33,357	38,165	37,303	(862)	-2%
511000 CONTRA PERSONAL SERVICES	0	0	0	0	
510 PERSONNEL SERVICES Total	2,126,730	2,551,790	2,682,036	130,246	5%
530 OPERATING EXPENDITURES					
530310 PROFESSIONAL SERVICES	215,548	728,100	411,640	(316,460)	-43%
530340 OTHER SERVICES	248,918	107,400	106,800	(600)	-1%
530400 TRAVEL AND PER DIEM	3,140	3,200	1,200	(2,000)	-63%
530401 TRAVEL - TRAINING RELATED	0	380	380	0	0%
530420 TRANSPORTATION	300	365	365	0	0%
530430 UTILITIES	62,961	100,000	75,000	(25,000)	-25%
530439 UTILITIES-OTHER	12,261	50,000	25,000	(25,000)	-50%
530440 RENTAL AND LEASES	300	300	300	0	0%
530450 INSURANCE	0	0	8,908	8,908	
530460 REPAIRS AND MAINTENANCE	22,846	1,220	0	(1,220)	-100%
530490 OTHER CHARGES/OBLIGATIONS	0	0	0	0	
530510 OFFICE SUPPLIES	2,946	5,300	3,200	(2,100)	-40%
530520 OPERATING SUPPLIES	247,136	3,800	4,800	1,000	26%
530521 EQUIPMENT \$1000-\$4999	0	0	0	0	
530522 OPERATING SUPPLIES-TECHNOLOGY	23,653	8,300	25,000	16,700	201%
530530 ROAD MATERIALS & SUPPLIES	0	0	0	0	
530540 BOOKS, DUES PUBLICATIONS	6,146	5,025	5,414	389	8%
530550 TRAINING	2,963	3,100	2,353	(747)	-24%
530 OPERATING EXPENDITURES Total	849,116	1,016,490	670,360	(346,130)	-34%
540 INTERNAL SERVICE CHARGES					
540101 OTHER CHRGS/OB-INTERNAL	292,954	357,506	355,996	(1,510)	0%
540102 OTHER CHRGS/ADMIN FEE CONTRA	569,049	620,000	697,504	77,504	13%

PUBLIC WORKS

PROGRAM - ACCT MAJOR - OBJECT ACCT	FY17 ACTUALS	FY18 ADOPTED	FY19 ADOPTED	VARIANCE	%
		BUDGET	BUDGET		
540103 OTHER CHRGS/ENGINEERING COST	0	4,090,483	0	(4,090,483)	-100%
540105 OTHER CHRGS/ENGINEERING CAP	0	0	4,260,061	4,260,061	
540201 INTERNAL SER FEES-INSURANCE	6,108	6,094	0	(6,094)	-100%
540202 INTERNAL SERVICE FEES	0	13,555	12,423	(1,133)	-8%
540 INTERNAL SERVICE CHARGES Total	868,112	5,087,638	5,325,985	238,346	5%
560 CAPITAL OUTLAY					
560610 LAND	1,068,155	0	712,500	712,500	
560630 IMPROVEMENTS OTH THAN BLD	174,580	0	0	0	
560640 EQUIPMENT	0	0	0	0	
560642 EQUIPMENT >\$4999	41,722	0	0	0	
560646 CAPITAL SOFTWARE>\$4,999	30,000	0	0	0	
560650 CONSTRUCTION IN PROGRESS	21,740,959	34,366,721	20,784,000	(13,582,721)	-40%
560651 PROJECT MANAGEMENT	1,441,570	0	1,000,000	1,000,000	
560652 CEI SERVICES	793,136	2,045,800	480,200	(1,565,600)	-77%
560670 ROADS	5,550,720	0	0	0	
560680 CONSTRUCTION & DESIGN	2,424,919	7,606,676	3,183,700	(4,422,976)	-58%
560690 ENGINEERING COSTS	2,992,829	0	0	0	
560699 PROJECT CONTINGENCY	0	0	0	0	
560 CAPITAL OUTLAY Total	36,258,589	44,019,197	26,160,400	(17,858,797)	-41%
580 GRANTS & AIDS					
580811 AID TO GOVT AGENCIES	385,018	0	0	0	
580812 AID TO GOVT AGENCY-LAND	269,535	0	7,100,000	7,100,000	
580813 AID TO GOVT AGEN-DESIGN	738,498	0	600,000	600,000	
580814 AID TO GOVT AGENCY-CIP	9,261,319	750,000	0	(750,000)	-100%
580817 AID TO GOVT AGENCY-CEI	207,353	0	0	0	
580 GRANTS & AIDS Total	10,861,722	750,000	7,700,000	6,950,000	927%
07 CAPITAL PROJECTS DELIVERY Total	47,170,786	53,425,115	42,538,781	(10,886,334)	-20%

**SEMINOLE COUNTY GOVERNMENT
FY 2018/19 ADOPTED BUDGET DOCUMENT**

PUBLIC WORKS DEPT

Development Review Engineering

Program Message

The Development Review Engineering Program administers the Land Development Code (LDC) and the Engineering Manual (EM) as it relates to new development and Right-of-Way projects. The Program ensures the compliance with Federal and State laws through the review of the development plans.

This program provides the following services:

- Permit and regulate construction within Seminole County's Right-of-Ways
- Inspection of all new construction projects
- Floodplain administration
- Enforcement of policies within Seminole County's Right-of-Ways

PUBLIC WORKS

PROGRAM - ACCT MAJOR - OBJECT ACCT	FY17 ACTUALS	FY18 ADOPTED BUDGET	FY19 ADOPTED BUDGET	VARIANCE	%
07 DEVELOPMENT REVIEW ENGINEER					
340 CHARGES FOR SERVICES					
342516 AFTER HOURS INSPECTIONS	(1,200)	0	0	0	
342560 ENGINEERING	(700,483)	(350,000)	(500,000)	(150,000)	43%
340 CHARGES FOR SERVICES Total	(701,683)	(350,000)	(500,000)	(150,000)	43%
510 PERSONNEL SERVICES					
510120 REGULAR SALARIES & WAGES	430,034	504,718	533,514	28,797	6%
510140 OVERTIME	9,722	2,575	2,575	0	0%
510150 SPECIAL PAY	200	0	0	0	
510210 SOCIAL SECURITY MATCHING	33,054	38,476	41,011	2,535	7%
510220 RETIREMENT CONTRIBUTIONS	36,844	43,443	48,504	5,061	12%
510230 HEALTH AND LIFE INSURANCE	61,785	95,659	114,068	18,409	19%
510240 WORKERS COMPENSATION	10,122	13,248	13,130	(118)	-1%
510 PERSONNEL SERVICES Total	581,761	698,119	752,803	54,684	8%
530 OPERATING EXPENDITURES					
530400 TRAVEL AND PER DIEM	1,634	1,800	1,900	100	6%
530401 TRAVEL - TRAINING RELATED	712	4,500	100	(4,400)	-98%
530470 PRINTING AND BINDING	290	275	300	25	9%
530510 OFFICE SUPPLIES	77	1,000	800	(200)	-20%
530520 OPERATING SUPPLIES	2,164	3,063	5,360	2,297	75%
530522 OPERATING SUPPLIES-TECHNOLOGY	0	0	0	0	
530540 BOOKS, DUES PUBLICATIONS	944	2,525	1,385	(1,140)	-45%
530550 TRAINING	385	6,875	3,205	(3,670)	-53%
530 OPERATING EXPENDITURES Total	6,205	20,038	13,050	(6,988)	-35%
540 INTERNAL SERVICE CHARGES					
540101 OTHER CHRGS/OB-INTERNAL	42,904	30,439	55,341	24,902	82%
540102 OTHER CHRGS/ADMIN FEE CONTRA	37,323	0	0	0	
540202 INTERNAL SERVICE FEES	0	3,788	3,323	(464)	-12%
540 INTERNAL SERVICE CHARGES Total	80,228	34,227	58,664	24,438	71%
560 CAPITAL OUTLAY					
560642 EQUIPMENT >\$4999	0	54,128	56,546	2,418	4%
560 CAPITAL OUTLAY Total	0	54,128	56,546	2,418	4%
07 DEVELOPMENT REVIEW ENGINEER Total	(33,489)	456,511	381,063	(75,448)	-17%

**SEMINOLE COUNTY GOVERNMENT
FY 2018/19 ADOPTED BUDGET DOCUMENT**

PUBLIC WORKS DEPT

Engineering Professional Support

Program Message

The Engineering Professional Support Program functions to the Department and County residents in the form of Transportation Asset Management, Right-of-way information, utility permitting within the county's right-of-way, technical support, asset management, transportation related GIS services, building permitting and development and review services.

This program contains the following services which have the ultimate purpose of providing technical support to the general public as well as other County departments:

- Right of way research
- Utility permitting

PUBLIC WORKS

PROGRAM - ACCT MAJOR - OBJECT ACCT	FY17 ACTUALS	FY18 ADOPTED BUDGET	FY19 ADOPTED BUDGET	VARIANCE	%
07 ENGINEERING PROF SUPPORT					
330 INTERGOVERNMENTAL REVENUE					
331510 DISASTER RELIEF (FEMA)	0	0	(112,500)	(112,500)	
330 INTERGOVERNMENTAL REVENUE Total	0	0	(112,500)	(112,500)	
340 CHARGES FOR SERVICES					
342560 ENGINEERING	(58,053)	0	0	0	
340 CHARGES FOR SERVICES Total	(58,053)	0	0	0	
510 PERSONNEL SERVICES					
510120 REGULAR SALARIES & WAGES	55,841	62,547	49,693	(12,854)	-21%
510140 OVERTIME	0	0	0	0	
510150 SPECIAL PAY	0	0	0	0	
510210 SOCIAL SECURITY MATCHING	3,952	9,212	3,801	(5,411)	-59%
510220 RETIREMENT CONTRIBUTIONS	4,263	9,537	4,105	(5,433)	-57%
510230 HEALTH AND LIFE INSURANCE	12,086	21,536	11,169	(10,367)	-48%
510240 WORKERS COMPENSATION	978	3,306	956	(2,351)	-71%
510 PERSONNEL SERVICES Total	77,119	106,138	69,723	(36,415)	-34%
530 OPERATING EXPENDITURES					
530310 PROFESSIONAL SERVICES	0	0	0	0	
530400 TRAVEL AND PER DIEM	0	0	0	0	
530401 TRAVEL - TRAINING RELATED	0	150	150	0	0%
530460 REPAIRS AND MAINTENANCE	0	0	0	0	
530470 PRINTING AND BINDING	325	325	325	0	0%
530510 OFFICE SUPPLIES	199	70	70	0	0%
530520 OPERATING SUPPLIES	0	0	0	0	
530522 OPERATING SUPPLIES-TECHNOLOGY	0	0	0	0	
530540 BOOKS, DUES PUBLICATIONS	0	0	0	0	
530550 TRAINING	0	0	0	0	
530 OPERATING EXPENDITURES Total	524	545	545	0	0%
540 INTERNAL SERVICE CHARGES					
540101 OTHER CHRGS/OB-INTERNAL	21,854	36,467	31,128	(5,340)	-15%
540102 OTHER CHRGS/ADMIN FEE CONTRA	3,584	0	0	0	
540201 INTERNAL SER FEES-INSURANCE	630	1,201	0	(1,201)	-100%
540202 INTERNAL SERVICE FEES	0	3,553	3,309	(243)	-7%
540 INTERNAL SERVICE CHARGES Total	26,068	41,221	34,437	(6,784)	-16%
560 CAPITAL OUTLAY					
560650 CONSTRUCTION IN PROGRESS	0	0	112,500	112,500	
560 CAPITAL OUTLAY Total	0	0	112,500	112,500	
07 ENGINEERING PROF SUPPORT Total	45,659	147,905	104,705	(43,199)	-29%

**SEMINOLE COUNTY GOVERNMENT
FY 2018/19 ADOPTED BUDGET DOCUMENT**

PUBLIC WORKS DEPT

Facilities

Program Message

The Facilities Management Program is a customer-driven support organization responsible for providing Facilities Maintenance services to all County agencies and offices within our available resources. We are committed to maintaining a safe, functional, and reliable building inventory while striving to provide both cost effective and efficient services to all departments in Seminole County.

The program provides the following services:

- Construction Management
- Lease/Property Management
- Building Maintenance and Repair (Emergency, Routine, and Preventive Maintenance)
- Pro-Active Maintenance/Planner Work Projects

PUBLIC WORKS

PROGRAM - ACCT MAJOR - OBJECT ACCT	FY17 ACTUALS	FY18 ADOPTED BUDGET	FY19 ADOPTED BUDGET	VARIANCE	%
07 FACILITIES					
330 INTERGOVERNMENTAL REVENUE					
331510 DISASTER RELIEF (FEMA)	0	0	(83,398)	(83,398)	
330 INTERGOVERNMENTAL REVENUE Total	0	0	(83,398)	(83,398)	
360 MISCELLANEOUS REVENUES					
369400 REIMBURSEMENTS	0	0	0	0	
360 MISCELLANEOUS REVENUES Total	0	0	0	0	
510 PERSONNEL SERVICES					
510120 REGULAR SALARIES & WAGES	1,672,626	1,757,462	1,482,136	(275,326)	-16%
510125 PART-TIME PERSONNEL	0	0	0	0	
510140 OVERTIME	103,639	40,000	40,000	0	0%
510150 SPECIAL PAY	6,135	4,500	4,500	0	0%
510210 SOCIAL SECURITY MATCHING	128,541	136,252	137,481	1,228	1%
510220 RETIREMENT CONTRIBUTIONS	139,313	146,301	158,160	11,859	8%
510230 HEALTH AND LIFE INSURANCE	426,482	479,259	572,787	93,528	20%
510240 WORKERS COMPENSATION	43,441	64,268	64,594	326	1%
510 PERSONNEL SERVICES Total	2,520,177	2,628,043	2,459,657	(168,385)	-6%
530 OPERATING EXPENDITURES					
530310 PROFESSIONAL SERVICES	54,749	25,000	16,170	(8,830)	-35%
530340 OTHER SERVICES	1,280,347	1,358,020	1,492,498	134,478	10%
530400 TRAVEL AND PER DIEM	32	0	0	0	
530430 UTILITIES	1,568,001	1,870,202	1,600,000	(270,202)	-14%
530439 UTILITIES-OTHER	1,182,947	627,487	1,297,805	670,318	107%
530440 RENTAL AND LEASES	610,362	595,600	571,598	(24,002)	-4%
530450 INSURANCE	0	0	43,958	43,958	
530460 REPAIRS AND MAINTENANCE	1,628,802	2,051,751	1,584,954	(466,797)	-23%
530490 OTHER CHARGES/OBLIGATIONS	4,487	6,190	6,115	(75)	-1%
530499 CHARGES/OBLIGATIONS-CONTINGENC	0	0	0	0	
530510 OFFICE SUPPLIES	855	1,000	1,000	0	0%
530520 OPERATING SUPPLIES	395,376	376,140	383,755	7,615	2%
530521 EQUIPMENT \$1000-\$4999	14,476	5,000	5,000	0	0%
530522 OPERATING SUPPLIES-TECHNOLOGY	63,743	14,382	22,442	8,060	56%
530540 BOOKS, DUES PUBLICATIONS	944	300	300	0	0%
530550 TRAINING	0	200	200	0	0%
530560 GAS/OIL/LUBE	363	0	0	0	
530 OPERATING EXPENDITURES Total	6,805,484	6,931,272	7,025,795	94,523	1%
540 INTERNAL SERVICE CHARGES					
540101 OTHER CHRGS/OB-INTERNAL	239,815	408,318	318,787	(89,530)	-22%
540102 OTHER CHRGS/ADMIN FEE CONTRA	256,401	0	0	0	
540201 INTERNAL SER FEES-INSURANCE	32,423	11,799	0	(11,799)	-100%
540202 INTERNAL SERVICE FEES	0	8,544	7,719	(825)	-10%
540 INTERNAL SERVICE CHARGES Total	528,639	428,660	326,506	(102,154)	-24%
560 CAPITAL OUTLAY					
560620 BUILDINGS	0	0	0	0	
560630 IMPROVEMENTS OTH THAN BLD	17,628	0	0	0	
560642 EQUIPMENT >\$4999	0	24,140	29,676	5,536	23%
560650 CONSTRUCTION IN PROGRESS	579,565	200,000	569,318	369,318	185%
560 CAPITAL OUTLAY Total	597,193	224,140	598,994	374,854	167%
07 FACILITIES Total	10,451,492	10,212,115	10,327,554	115,440	1%

**SEMINOLE COUNTY GOVERNMENT
FY 2018/19 ADOPTED BUDGET DOCUMENT**

PUBLIC WORKS DEPT

Fleet Management

Program Message

The Fleet Management Program develops, applies and maintains innovative, efficient and cost effective fleet maintenance methods to ensure proficient and safe utilization of County vehicles and equipment. These methods are applied to more than 2,000 vehicles and pieces of equipment. Fleet Services also operates and maintains the County's vehicle refueling systems. We acquire and distribute over one million gallons of gasoline and diesel per year.

The program provides the following services:

- Equipment Repair and Replacement
- Fuel Distribution
- Fleet Replacement

PUBLIC WORKS

PROGRAM - ACCT MAJOR - OBJECT ACCT	FY17 ACTUALS	FY18 ADOPTED BUDGET	FY19 ADOPTED BUDGET	VARIANCE	%
07 FLEET MANAGEMENT					
510 PERSONNEL SERVICES					
510120 REGULAR SALARIES & WAGES	219,589	1,269,118	1,296,696	27,578	2%
510140 OVERTIME	11,109	53,060	63,672	10,612	20%
510150 SPECIAL PAY	1,026	1,800	4,200	2,400	133%
510210 SOCIAL SECURITY MATCHING	16,935	93,054	111,718	18,664	20%
510220 RETIREMENT CONTRIBUTIONS	17,644	96,339	124,343	28,004	29%
510230 HEALTH AND LIFE INSURANCE	39,986	270,773	374,796	104,022	38%
510240 WORKERS COMPENSATION	2,154	66,246	44,862	(21,384)	-32%
510 PERSONNEL SERVICES Total	308,443	1,850,390	2,020,287	169,897	9%
530 OPERATING EXPENDITURES					
530340 OTHER SERVICES	10,300	8,600	20,550	11,950	139%
530400 TRAVEL AND PER DIEM	82	500	3,700	3,200	640%
530439 UTILITIES-OTHER	0	0	0	0	
530440 RENTAL AND LEASES	23,244	2,550	1,000	(1,550)	-61%
530450 INSURANCE	0	0	22,702	22,702	
530460 REPAIRS AND MAINTENANCE	4,384,580	2,765,520	2,129,835	(635,685)	-23%
530490 OTHER CHARGES/OBLIGATIONS	0	330	350	20	6%
530510 OFFICE SUPPLIES	1,036	2,500	3,500	1,000	40%
530520 OPERATING SUPPLIES	12,710	1,133,985	1,030,426	(103,559)	-9%
530521 EQUIPMENT \$1000-\$4999	0	9,976	10,000	24	0%
530522 OPERATING SUPPLIES-TECHNOLOGY	3,543	6,500	35,000	28,500	438%
530540 BOOKS, DUES PUBLICATIONS	1,682	2,525	3,300	775	31%
530550 TRAINING	162	5,481	6,500	1,019	19%
530560 GAS/OIL/LUBE	1,953,402	2,252,000	2,548,792	296,792	13%
530 OPERATING EXPENDITURES Total	6,390,740	6,190,467	5,815,655	(374,812)	-6%
540 INTERNAL SERVICE CHARGES					
540101 OTHER CHRGS/OB-INTERNAL	50,604	59,816	77,164	17,348	29%
540102 OTHER CHRGS/ADMIN FEE CONTRA	196,258	0	0	0	
540201 INTERNAL SER FEES-INSURANCE	15,709	15,386	0	(15,386)	-100%
540202 INTERNAL SERVICE FEES	0	3,720	4,861	1,141	31%
540903 BAD DEBT EXPENSE	0	0	0	0	
540 INTERNAL SERVICE CHARGES Total	262,571	78,922	82,025	3,103	4%
560 CAPITAL OUTLAY					
560642 EQUIPMENT >\$4999	0	77,375	1,439,040	1,361,665	1760%
560 CAPITAL OUTLAY Total	0	77,375	1,439,040	1,361,665	1760%
07 FLEET MANAGEMENT Total	6,961,755	8,197,154	9,357,007	1,159,853	14%

SEMINOLE COUNTY GOVERNMENT FY 2018/19 ADOPTED BUDGET DOCUMENT

PUBLIC WORKS DEPT

Land Management

Program Message

The Land Management Program manages all aspects pertaining to County owned property or property interests. This includes land acquisition in coordination with other County departments, processing transfers of County property interests to the Florida Department of Transportation for State projects within Seminole County, and processing Tax Certificates struck to the County.

The program provides the following services:

- Reviews Preliminary Subdivision Plans for accuracy in right-of way information
- Reviews requests for Trustees of the Internal Improvement Trust Fund right-of-way reservation releases
- Reviews vacates
- Provides vetting for roads to be accepted into the County's road maintenance system
- Supports the Roads-Stormwater Repair and Maintenance Program's Pavement Management System in order to maintain the County's infrastructure in compliance with the Seminole County Administrative Code.
- Maintains the County owned lands layer in GIS
- Coordinates and manages title searches, surveys, environmental and appraisal reports for subject properties
- Provides right-of-way information to internal and external customers (e.g., property owners, utility customers, surveyors)
- Researches construction plans, imaging system (OnBase), maps, property titles, agenda minutes of the Seminole County Board of County Commissioners, County owned property and County interests as it pertains to right-of-way easements, and various files.

PUBLIC WORKS

PROGRAM - ACCT MAJOR - OBJECT ACCT	FY17 ACTUALS	FY18 ADOPTED BUDGET	FY19 ADOPTED BUDGET	VARIANCE	%
07 LAND MANAGEMENT					
510 PERSONNEL SERVICES					
510120 REGULAR SALARIES & WAGES	141,963	188,339	193,287	4,948	3%
510140 OVERTIME	2,273	0	0	0	
510210 SOCIAL SECURITY MATCHING	10,374	14,298	14,786	488	3%
510220 RETIREMENT CONTRIBUTIONS	14,334	18,092	19,626	1,534	8%
510230 HEALTH AND LIFE INSURANCE	29,826	39,659	46,769	7,110	18%
510240 WORKERS COMPENSATION	4,093	4,426	3,732	(694)	-16%
510 PERSONNEL SERVICES Total	202,863	264,814	278,200	13,385	5%
530 OPERATING EXPENDITURES					
530310 PROFESSIONAL SERVICES	0	450	450	0	0%
530400 TRAVEL AND PER DIEM	50	50	50	0	0%
530401 TRAVEL - TRAINING RELATED	0	150	0	(150)	-100%
530460 REPAIRS AND MAINTENANCE	0	1,675	1,200	(475)	-28%
530510 OFFICE SUPPLIES	298	300	300	0	0%
530522 OPERATING SUPPLIES-TECHNOLOGY	0	1,390	0	(1,390)	-100%
530540 BOOKS, DUES PUBLICATIONS	0	1,540	500	(1,040)	-68%
530550 TRAINING	0	600	0	(600)	-100%
530 OPERATING EXPENDITURES Total	348	6,155	2,500	(3,655)	-59%
540 INTERNAL SERVICE CHARGES					
540101 OTHER CHRGS/OB-INTERNAL	0	0	0	0	
540202 INTERNAL SERVICE FEES	0	0	0	0	
540 INTERNAL SERVICE CHARGES Total	0	0	0	0	
07 LAND MANAGEMENT Total	203,211	270,969	280,700	9,730	4%

**SEMINOLE COUNTY GOVERNMENT
FY 2018/19 ADOPTED BUDGET DOCUMENT**

PUBLIC WORKS DEPT

Mosquito Control

Program Message

The Mosquito Control Program provides a countywide, consolidated means for preventing the transmission of West Nile Virus, Encephalitis and other mosquito borne diseases through the reduction of its primary vector, the mosquito.

The program contains the following services which have the ultimate purpose of protecting the well-being of humans, domestic animals and wildlife by minimizing the transmission of mosquito-borne diseases:

- Public Outreach/Education
- Countywide larvaciding
- Mosquito Abatement
- Entomological services to determine effectiveness of control operations, sources of mosquitoes, species of mosquitoes, as well as necessity of larvae and adult mosquito control measures.
- Assist property owners in abating breeding places by providing consulting services.

PUBLIC WORKS

PROGRAM - ACCT MAJOR - OBJECT ACCT	FY17 ACTUALS	FY18 ADOPTED BUDGET	FY19 ADOPTED BUDGET	VARIANCE	%
07 MOSQUITO CONTROL					
330 INTERGOVERNMENTAL REVENUE					
334697 MOSQUITO CONTROL GRANT	(1,233,961)	(502,468)	(41,646)	460,822	-92%
330 INTERGOVERNMENTAL REVENUE Total	(1,233,961)	(502,468)	(41,646)	460,822	-92%
360 MISCELLANEOUS REVENUES					
369900 MISCELLANEOUS-OTHER	0	0	0	0	
360 MISCELLANEOUS REVENUES Total	0	0	0	0	
510 PERSONNEL SERVICES					
510120 REGULAR SALARIES & WAGES	538,606	662,624	458,459	(204,165)	-31%
510125 PART-TIME PERSONNEL	12,674	0	0	0	
510130 OTHER PERSONAL SERVICES	0	0	0	0	
510140 OVERTIME	21,007	9,398	9,398	0	0%
510150 SPECIAL PAY	1,458	1,200	1,200	0	0%
510210 SOCIAL SECURITY MATCHING	42,526	50,954	32,605	(18,349)	-36%
510220 RETIREMENT CONTRIBUTIONS	38,744	52,752	35,205	(17,547)	-33%
510230 HEALTH AND LIFE INSURANCE	110,509	184,691	131,758	(52,932)	-29%
510240 WORKERS COMPENSATION	13,945	43,548	25,994	(17,554)	-40%
511000 CONTRA PERSONAL SERVICES	0	0	(41,645)	(41,645)	
510 PERSONNEL SERVICES Total	779,469	1,005,166	652,975	(352,192)	-35%
530 OPERATING EXPENDITURES					
530310 PROFESSIONAL SERVICES	7,667	0	0	0	
530340 OTHER SERVICES	93,139	0	0	0	
530400 TRAVEL AND PER DIEM	0	0	0	0	
530401 TRAVEL - TRAINING RELATED	169	2,540	1,665	(875)	-34%
530410 COMMUNICATIONS	0	0	0	0	
530420 TRANSPORTATION	0	200	200	0	0%
530450 INSURANCE	0	0	9,513	9,513	
530460 REPAIRS AND MAINTENANCE	1,524	5,000	5,000	0	0%
530490 OTHER CHARGES/OBLIGATIONS	1,500	1,500	1,500	0	0%
530499 CHARGES/OBLIGATIONS-CONTINGENC	42,212	47,085	0	(47,085)	-100%
530510 OFFICE SUPPLIES	742	728	728	0	0%
530520 OPERATING SUPPLIES	491,527	108,469	108,469	0	0%
530521 EQUIPMENT \$1000-\$4999	32,243	4,537	0	(4,537)	-100%
530522 OPERATING SUPPLIES-TECHNOLOGY	1,260	0	0	0	
530540 BOOKS, DUES PUBLICATIONS	270	865	865	0	0%
530550 TRAINING	1,945	1,965	3,340	1,375	70%
530 OPERATING EXPENDITURES Total	674,198	172,889	131,280	(41,609)	-24%
540 INTERNAL SERVICE CHARGES					
540101 OTHER CHRGS/OB-INTERNAL	80,741	106,982	132,119	25,137	23%
540102 OTHER CHRGS/ADMIN FEE CONTRA	58,443	0	0	0	
540201 INTERNAL SER FEES-INSURANCE	3,067	727	0	(727)	-100%
540202 INTERNAL SERVICE FEES	0	5,815	5,080	(735)	-13%
540 INTERNAL SERVICE CHARGES Total	142,251	113,524	137,199	23,675	21%
560 CAPITAL OUTLAY					
560642 EQUIPMENT >\$4999	261,812	27,931	0	(27,931)	-100%
560646 CAPITAL SOFTWARE>\$4,999	6,489	0	0	0	
560650 CONSTRUCTION IN PROGRESS	0	0	0	0	
560 CAPITAL OUTLAY Total	268,302	27,931	0	(27,931)	-100%
07 MOSQUITO CONTROL Total	630,258	817,042	879,807	62,765	8%

**SEMINOLE COUNTY GOVERNMENT
FY 2018/19 ADOPTED BUDGET DOCUMENT**

PUBLIC WORKS DEPT

Public Works Business Office

Program Message

The Director's Office provides leadership, management oversight and direction to all programs in the Public Works Department. This program includes services for providing day-to-day management and technical support for the Department's capital and maintenance programs that insure long-term sustainability and effective, efficient infrastructure systems for Seminole County citizens.

The following services are provided in this program:

- Management Oversight, Personnel, Financial, Fiscal Support
- Customer Service / Issues Management

PUBLIC WORKS

PROGRAM - ACCT MAJOR - OBJECT ACCT	FY17 ACTUALS	FY18 ADOPTED BUDGET	FY19 ADOPTED BUDGET	VARIANCE	%
07 PUBLIC WORKS BUSINESS OFFIC					
510 PERSONNEL SERVICES					
510120 REGULAR SALARIES & WAGES	194,132	210,276	207,847	(2,429)	-1%
510140 OVERTIME	3,407	0	0	0	
510150 SPECIAL PAY	3,300	3,300	3,300	0	0%
510210 SOCIAL SECURITY MATCHING	13,611	15,927	15,900	(27)	0%
510220 RETIREMENT CONTRIBUTIONS	37,826	38,413	41,292	2,879	7%
510230 HEALTH AND LIFE INSURANCE	30,389	38,636	45,445	6,809	18%
510240 WORKERS COMPENSATION	406	562	478	(84)	-15%
510 PERSONNEL SERVICES Total	283,070	307,113	314,262	7,149	2%
530 OPERATING EXPENDITURES					
530450 INSURANCE	0	0	11,162	11,162	
530510 OFFICE SUPPLIES	199	200	200	0	0%
530520 OPERATING SUPPLIES	270	1,785	270	(1,515)	-85%
530540 BOOKS, DUES PUBLICATIONS	171,624	174,411	176,218	1,807	1%
530550 TRAINING	0	140	0	(140)	-100%
530 OPERATING EXPENDITURES Total	172,093	176,536	187,850	11,314	6%
540 INTERNAL SERVICE CHARGES					
540101 OTHER CHRGS/OB-INTERNAL	23,380	30,586	28,026	(2,560)	-8%
540102 OTHER CHRGS/ADMIN FEE CONTRA	26,960	0	0	0	
540201 INTERNAL SER FEES-INSURANCE	12,239	12,281	0	(12,281)	-100%
540202 INTERNAL SERVICE FEES	0	2,078	1,894	(184)	-9%
540 INTERNAL SERVICE CHARGES Total	62,579	44,945	29,920	(15,025)	-33%
580 GRANTS & AIDS					
580811 AID TO GOVT AGENCIES	7,318	7,865	0	(7,865)	-100%
580 GRANTS & AIDS Total	7,318	7,865	0	(7,865)	-100%
07 PUBLIC WORKS BUSINESS OFFIC Total	525,060	536,459	532,032	(4,427)	-1%

SEMINOLE COUNTY GOVERNMENT FY 2018/19 ADOPTED BUDGET DOCUMENT

PUBLIC WORKS DEPT

Roads - Stormwater Repair and Maintenance

Program Message

The Roads-Stormwater Program maintains the accepted county system of roads and associated drainage facilities. This includes a number of activities related to road and right-of-way maintenance such as pavement repair, sidewalk repair and replacement, shoulder maintenance, safety tree trimming (contracted), mowing of non-residential roadsides (contracted), maintenance of street drainage systems including curb and gutter, inlets and pipes, roadside ditch and swale maintenance, and street sweeping (contracted). Stormwater facilities including retention ponds, canals and major outfall ditches also require repairs and maintenance of pipes and structures, dredging and excavating, and mowing (contracted). Lining of stormwater pipes to extend their life is also performed by contract.

The Roads Stormwater Program is responsible for the repair and maintenance of county roadways, primary and secondary drainage facilities including canals, ditches, retention ponds, pipes and associated structures; tree trimming/removal within County easements and right-of-ways. We also plan and provide construction of flood prevention projects.

This program contains the following services which have the ultimate purpose of maintaining existing roads and drainage systems:

- Routine maintenance of existing roads
- Maintenance of public rights of way (tree trimming, mowing, guardrails and etc.)
- Maintenance of stormwater infrastructure, ditches, canals and retention ponds
- Vertical and horizontal surveying controls
- Plat review/approval

PUBLIC WORKS

PROGRAM - ACCT MAJOR - OBJECT ACCT	FY17 ACTUALS	FY18 ADOPTED BUDGET	FY19 ADOPTED BUDGET	VARIANCE	%
07 ROADS-STORMWATER R&M					
510 PERSONNEL SERVICES					
510120 REGULAR SALARIES & WAGES	3,824,402	4,128,389	4,281,551	153,162	4%
510140 OVERTIME	373,104	128,699	128,699	0	0%
510150 SPECIAL PAY	5,450	5,700	5,700	0	0%
510210 SOCIAL SECURITY MATCHING	305,086	337,175	337,384	209	0%
510220 RETIREMENT CONTRIBUTIONS	346,010	358,533	385,752	27,219	8%
510230 HEALTH AND LIFE INSURANCE	1,010,606	1,243,828	1,424,534	180,705	15%
510240 WORKERS COMPENSATION	272,045	367,032	429,536	62,504	17%
511000 CONTRA PERSONAL SERVICES	0	0	0	0	
510 PERSONNEL SERVICES Total	6,136,703	6,569,357	6,993,156	423,799	6%
530 OPERATING EXPENDITURES					
530310 PROFESSIONAL SERVICES	555	5,000	5,000	0	0%
530340 OTHER SERVICES	25	0	0	0	
530400 TRAVEL AND PER DIEM	11,899	11,460	12,560	1,100	10%
530420 TRANSPORTATION	0	0	0	0	
530430 UTILITIES	10,814	13,000	13,000	0	0%
530439 UTILITIES-OTHER	46,672	83,420	83,420	0	0%
530440 RENTAL AND LEASES	62,683	64,925	64,925	0	0%
530450 INSURANCE	0	0	321,372	321,372	
530460 REPAIRS AND MAINTENANCE	1,261,996	1,413,370	1,438,650	25,280	2%
530490 OTHER CHARGES/OBLIGATIONS	0	0	0	0	
530510 OFFICE SUPPLIES	2,147	4,540	4,540	0	0%
530520 OPERATING SUPPLIES	299,016	214,222	215,854	1,632	1%
530521 EQUIPMENT \$1000-\$4999	4,065	21,010	8,025	(12,985)	-62%
530522 OPERATING SUPPLIES-TECHNOLOGY	42,523	44,000	44,000	0	0%
530530 ROAD MATERIALS & SUPPLIES	202,987	249,830	249,830	0	0%
530540 BOOKS, DUES PUBLICATIONS	2,172	3,279	3,304	25	1%
530550 TRAINING	1,419	3,810	3,810	0	0%
530 OPERATING EXPENDITURES Total	1,948,974	2,131,866	2,468,290	336,424	16%
540 INTERNAL SERVICE CHARGES					
540101 OTHER CHRGS/OB-INTERNAL	1,184,513	1,881,589	1,661,341	(220,248)	-12%
540102 OTHER CHRGS/ADMIN FEE CONTRA	894,756	840,000	780,224	(59,776)	-7%
540201 INTERNAL SER FEES-INSURANCE	366,886	300,959	0	(300,959)	-100%
540202 INTERNAL SERVICE FEES	0	19,926	18,552	(1,374)	-7%
540 INTERNAL SERVICE CHARGES Total	2,446,155	3,042,474	2,460,117	(582,358)	-19%
560 CAPITAL OUTLAY					
560642 EQUIPMENT >\$4999	265,489	621,004	849,443	228,439	37%
560 CAPITAL OUTLAY Total	265,489	621,004	849,443	228,439	37%
07 ROADS-STORMWATER R&M Total	10,797,321	12,364,701	12,771,006	406,305	3%

SEMINOLE COUNTY GOVERNMENT FY 2018/19 ADOPTED BUDGET DOCUMENT

PUBLIC WORKS DEPT

Traffic Operations

Program Message

Traffic Operations provides engineering and operations functions related to traffic safety and efficiency elements as provided by Florida Law and the BCC in accordance with all Federal, State, and Local standards. This includes the planning, design, construction and maintenance of multiple related systems, signals, fiber optic network, signing, striping, and Advanced Traffic Management System. Infrastructure includes 374 signals, 192 flashers, 350+ corridor miles of fiber, 28,000 signs, and 29 variable message signs.

Traffic Engineering's "Traffic Operations Program" maintains the following services which have the ultimate purpose of managing traffic to ensure the safety and efficiency of the transportation system:

- Traffic signal installation, repair and timing
- Traffic sign installation, repair, maintenance and replacement
- Roadway striping and other markings
- Fiber and Advanced Traffic Management System (ATMS) installation, repair, maintenance and management
- Transportation studies and data processing

PUBLIC WORKS

PROGRAM - ACCT MAJOR - OBJECT ACCT	FY17 ACTUALS	FY18 ADOPTED BUDGET	FY19 ADOPTED BUDGET	VARIANCE	%
07 TRAFFIC OPERATIONS					
340 CHARGES FOR SERVICES					
344910 SIGNALS/CHARGES FOR SERVICES	(1,046,730)	(1,080,984)	(1,106,701)	(25,717)	2%
344920 FIBER CONSTRUCTION AND MAINT	(337,264)	(384,389)	(394,000)	(9,611)	3%
340 CHARGES FOR SERVICES Total	(1,383,994)	(1,465,373)	(1,500,701)	(35,328)	2%
510 PERSONNEL SERVICES					
510120 REGULAR SALARIES & WAGES	1,683,269	1,843,861	1,880,873	37,012	2%
510140 OVERTIME	242,164	220,006	220,006	0	0%
510150 SPECIAL PAY	6,343	6,900	5,700	(1,200)	-17%
510210 SOCIAL SECURITY MATCHING	140,268	156,569	160,717	4,148	3%
510220 RETIREMENT CONTRIBUTIONS	153,706	166,752	178,715	11,963	7%
510230 HEALTH AND LIFE INSURANCE	381,882	440,403	539,704	99,301	23%
510240 WORKERS COMPENSATION	96,751	124,777	148,694	23,917	19%
511000 CONTRA PERSONAL SERVICES	0	0	0	0	
510 PERSONNEL SERVICES Total	2,704,383	2,959,268	3,134,409	175,141	6%
530 OPERATING EXPENDITURES					
530340 OTHER SERVICES	450,737	468,000	475,000	7,000	1%
530400 TRAVEL AND PER DIEM	2,036	250	1,400	1,150	460%
530420 TRANSPORTATION	437	3,200	3,300	100	3%
530430 UTILITIES	192,688	235,000	235,000	0	0%
530450 INSURANCE	0	0	24,438	24,438	
530460 REPAIRS AND MAINTENANCE	239,062	508,221	504,221	(4,000)	-1%
530470 PRINTING AND BINDING	0	0	0	0	
530490 OTHER CHARGES/OBLIGATIONS	0	0	0	0	
530510 OFFICE SUPPLIES	209	2,500	2,500	0	0%
530520 OPERATING SUPPLIES	500,896	579,320	572,575	(6,745)	-1%
530521 EQUIPMENT \$1000-\$4999	5,719	30,474	3,900	(26,574)	-87%
530522 OPERATING SUPPLIES-TECHNOLOGY	0	2,000	2,000	0	0%
530530 ROAD MATERIALS & SUPPLIES	0	0	0	0	
530540 BOOKS, DUES PUBLICATIONS	2,448	3,143	3,143	0	0%
530550 TRAINING	1,080	8,100	8,100	0	0%
530 OPERATING EXPENDITURES Total	1,395,312	1,840,208	1,835,577	(4,631)	0%
540 INTERNAL SERVICE CHARGES					
540101 OTHER CHRGS/OB-INTERNAL	227,279	316,232	312,138	(4,094)	-1%
540102 OTHER CHRGS/ADMIN FEE CONTRA	175,975	0	0	0	
540201 INTERNAL SER FEES-INSURANCE	11,077	18,355	0	(18,355)	-100%
540202 INTERNAL SERVICE FEES	0	10,971	33,135	22,164	202%
540 INTERNAL SERVICE CHARGES Total	414,331	345,558	345,273	(285)	0%
560 CAPITAL OUTLAY					
560640 EQUIPMENT	0	0	0	0	
560642 EQUIPMENT >\$4999	206,264	197,397	372,457	175,060	89%
560650 CONSTRUCTION IN PROGRESS	0	0	0	0	
560690 ENGINEERING COSTS	0	0	0	0	
560 CAPITAL OUTLAY Total	206,264	197,397	372,457	175,060	89%
07 TRAFFIC OPERATIONS Total	3,336,297	3,877,058	4,187,014	309,956	8%

SEMINOLE COUNTY GOVERNMENT FY 2018/19 ADOPTED BUDGET DOCUMENT

PUBLIC WORKS DEPT

Water Quality

Program Message

The Water Quality Program provides water quality directly relating to the quality of water coming into the lakes from their surrounding watersheds. Seminole County Lake Management Program offers options that are understandable and responsive to undesirable lake conditions affecting water quality and biological habitats for insects, fish, birds, etc.

Seminole County Lake Management Program promotes remediation of undesirable lake conditions by facilitating stewardships (lake associations) and partnerships among various stakeholders including fellow neighbors, landowners, community groups, and local and state government professionals working together protecting/improving/managing your lake.

This program contains the following federally mandated services which have the ultimate purpose of keeping the County's natural water bodies clean and also protect, conserve and restore Seminole County's natural water resources through a multi-pronged approach, including:

- Pollution prevention and reduction
- Pollution detection, tracking, forecasting and assessment
- Environmental impact and restoration assessments
- Providing and participating in public education to maintain and improve water quality in Seminole County
- Providing leadership and guidance in watershed management through sound science and a collaborative, comprehensive process
- Watershed awareness, education, training, volunteer opportunities and projects
- Environmental regulatory compliance, intergovernmental and interdepartmental coordination and assistance
- Waterbody restoration, enhancement & maintenance
- Maintaining water quality, meteorologic and hydrologic systems
- Manage County MSBU program

PUBLIC WORKS

PROGRAM - ACCT MAJOR - OBJECT ACCT	FY17 ACTUALS	FY18 ADOPTED BUDGET	FY19 ADOPTED BUDGET	VARIANCE	%
07 WATER QUALITY					
330 INTERGOVERNMENTAL REVENUE					
331510 DISASTER RELIEF (FEMA)	0	0	0	0	
337300 NPDES CITIES	0	(23,070)	(27,000)	(3,930)	17%
337900 LOCAL GRANTS & AIDS	(88,000)	(47,000)	(47,000)	0	0%
330 INTERGOVERNMENTAL REVENUE Total	(88,000)	(70,070)	(74,000)	(3,930)	6%
340 CHARGES FOR SERVICES					
341359 ADMIN FEE - MSBU FUNDS	(15,470)	(9,500)	0	9,500	-100%
343904 SVC CHGS-OTH PHYSICAL ENVIRON	(17,708)	(53,000)	(53,000)	0	0%
340 CHARGES FOR SERVICES Total	(33,178)	(62,500)	(53,000)	9,500	-15%
510 PERSONNEL SERVICES					
510120 REGULAR SALARIES & WAGES	389,838	469,817	477,177	7,360	2%
510125 PART-TIME PERSONNEL	0	0	0	0	
510130 OTHER PERSONAL SERVICES	21,747	0	0	0	
510140 OVERTIME	9,594	4,994	4,994	0	0%
510150 SPECIAL PAY	2,502	4,500	4,500	0	0%
510210 SOCIAL SECURITY MATCHING	31,168	36,036	36,886	850	2%
510220 RETIREMENT CONTRIBUTIONS	32,159	37,308	39,827	2,519	7%
510230 HEALTH AND LIFE INSURANCE	74,169	87,081	98,997	11,916	14%
510240 WORKERS COMPENSATION	7,450	10,414	9,347	(1,067)	-10%
510 PERSONNEL SERVICES Total	568,627	650,150	671,729	21,579	3%
530 OPERATING EXPENDITURES					
530310 PROFESSIONAL SERVICES	121,367	131,000	137,000	6,000	5%
530340 OTHER SERVICES	227,132	233,500	173,500	(60,000)	-26%
530400 TRAVEL AND PER DIEM	487	980	980	0	0%
530401 TRAVEL - TRAINING RELATED	2,721	2,610	3,000	390	15%
530420 TRANSPORTATION	626	300	300	0	0%
530440 RENTAL AND LEASES	0	0	0	0	
530450 INSURANCE	0	0	1,544	1,544	
530460 REPAIRS AND MAINTENANCE	36,237	55,000	55,000	0	0%
530470 PRINTING AND BINDING	0	3,000	3,000	0	0%
530490 OTHER CHARGES/OBLIGATIONS	9,176	6,500	6,500	0	0%
530510 OFFICE SUPPLIES	749	750	750	0	0%
530520 OPERATING SUPPLIES	23,567	32,500	37,500	5,000	15%
530521 EQUIPMENT \$1000-\$4999	4,720	1,445	2,534	1,089	75%
530522 OPERATING SUPPLIES-TECHNOLOGY	0	0	0	0	
530540 BOOKS, DUES PUBLICATIONS	2,099	1,680	2,280	600	36%
530550 TRAINING	1,328	1,560	2,000	440	28%
530 OPERATING EXPENDITURES Total	430,210	470,825	425,888	(44,937)	-10%
540 INTERNAL SERVICE CHARGES					
540101 OTHER CHRGS/OB-INTERNAL	41,444	55,107	64,582	9,475	17%
540102 OTHER CHRGS/ADMIN FEE CONTRA	38,472	0	0	0	
540106 OTHER CHRGS/GRANTS	0	0	0	0	
540201 INTERNAL SER FEES-INSURANCE	4,174	1,923	0	(1,923)	-100%
540202 INTERNAL SERVICE FEES	0	4,174	5,121	947	23%
540 INTERNAL SERVICE CHARGES Total	84,090	61,204	69,703	8,500	14%
560 CAPITAL OUTLAY					
560642 EQUIPMENT >\$4999	72,366	14,000	14,000	0	0%
560650 CONSTRUCTION IN PROGRESS	0	0	0	0	
560690 ENGINEERING COSTS	0	0	0	0	
560 CAPITAL OUTLAY Total	72,366	14,000	14,000	0	0%
07 WATER QUALITY Total	1,034,114	1,063,609	1,054,320	(9,288)	-1%



**SEMINOLE COUNTY GOVERNMENT
FY 2018/19 ADOPTED BUDGET DOCUMENT**

ENVIRONMENTAL SERVICES UTILITIES DEPT

**ENVIRONMENTAL SERVICES BUSINESS OFFICE
UTILITIES ENGINEERING PROGRAM
WASTEWATER OPERATIONS
WATER OPERATIONS**

**SEMINOLE COUNTY GOVERNMENT
FY 2018/19 ADOPTED BUDGET DOCUMENT**

ENVIRONMENTAL SERVICES UTILITIES DEPT

Department Message

The Environmental Services Utilities Department operates water and wastewater utilities. Both utility systems provide high quality and cost effective services to Seminole County customers. The Environmental Services Utilities Department provides timely responsiveness to its customers, operates each utility system to meet or exceed regulatory standards, and maintains a capital improvement program that ensures the utilities maintain current levels of service, plans for future growth, and changes in the regulatory environment.

The Environmental Services Utilities Department is comprised of four Programs, including Business Office; Utilities Engineering; Water Operations; and Wastewater Operations. The Business Office Program provides accounting, utilities customer service and billing, and management oversight of all programs in the department. The Utilities Engineering Program assists in the planning, development and execution of water and wastewater capital and operational projects. The Water Operations Program provides water customers with potable drinking water supply and promotes water conservation. The Wastewater Operations Program provides wastewater customers with wastewater collection, treatment and reclaimed water that meets or exceeds all regulatory standards and is provided in a cost effective manner.

**SEMINOLE COUNTY GOVERNMENT
FY 2018/19 ADOPTED BUDGET DOCUMENT**

ENVIRONMENTAL SERVICES UTILITIES DEPT

Department Goals/Objectives/Performance

GOAL: TO PROVIDE THE HIGHEST QUALITY WATER AND UTILITY SERVICES POSSIBLE BY ENSURING EXCELLENT RESPONSIVENESS TO OUR CUSTOMERS OF OUR SYSTEMS THROUGH TIMELY AND ACCURATE CUSTOMER SERVICE EFFORTS.

Objective: Answer 90% of customer service calls presented (approximately 5% of calls are not presented to customer service due to customer's ability to get automated information).

Performance Measure: % of calls answered

FY17	FY18	FY19
<u>Actual</u>	<u>Actual</u>	<u>Projected</u>
93%	92%	94%

Objective: Maintain an average telephone hold time to less than 3 minutes.

Performance Measure: Average number of minutes and seconds on hold

FY17	FY18	FY19
<u>Actual</u>	<u>Actual</u>	<u>Projected</u>
1:53	1:40	1:45

Objective: Increase participation in Auto-Pay by 3,887 participants per year.

Performance Measure: # of customers using AutoPay

FY17	FY18	FY19
<u>Actual</u>	<u>Actual</u>	<u>Projected</u>
3,478	7,365	8,500

GOAL: TO PROVIDE SAFE, RELIABLE, HIGH QUALITY WATER AND WASTEWATER UTILITY SERVICES THAT MEET ALL REGULATORY STANDARDS AND PROVIDE MAXIMUM CUSTOMER SATISFACTION IN A COST EFFECTIVE MANNER.

Objective: Maintain 100% compliance with all state and federal regulatory standards.

Performance Measure: % of regulatory standards met

FY17	FY18	FY19
<u>Actual</u>	<u>Actual</u>	<u>Projected</u>
100%	100%	100%

SEMINOLE COUNTY GOVERNMENT FY 2018/19 ADOPTED BUDGET DOCUMENT

ENVIRONMENTAL SERVICES UTILITIES DEPT

Department Goals/Objectives/Performance (CONT.)

Objective: Review 100% of engineering plans and inspect construction of new development that connects to County utilities.

Performance Measure: % of new developments reviewed and inspected

FY17	FY18	FY19
<u>Actual</u>	<u>Actual</u>	<u>Projected</u>
100%	100%	100%

GOAL: TO PROACTIVELY ENSURE THE RELIABILITY OF THE SYSTEM, REDUCE SERVICE INTERRUPTIONS AND TO CREATE COST EFFICIENCIES IN THE MAINTENANCE AND REPAIR OF UTILITY INFRASTRUCTURE.

Objective: To reduce the amount of inflow and infiltration issues within the gravity sewer systems to reduce the unnecessary treatment of non-wastewater sources by conducting inspections of 25 miles of gravity sewer mains per year.

Performance Measure: Miles of gravity sewer mains inspected per year

FY17	FY18	FY19
<u>Actual</u>	<u>Actual</u>	<u>Projected</u>
22 miles	25 miles	25 miles

Objective: To perform preventive maintenance and inspections on 1750 county owned fire hydrants annually, so as to ensure that all county owned fire hydrants are in proper working order and repair all non-operational hydrants.

Performance Measure: # of hydrants inspected and preventitive maintenance performed per year

FY17	FY18	FY19
<u>Actual</u>	<u>Actual</u>	<u>Projected</u>
1,750	1,750	3,600

Objective: Inspect 3000 county owned valves to ensure that all are in proper working order and repair all non-operational valves.

Performance Measure: # of valves inspected per year

FY17	FY18	FY19
<u>Actual</u>	<u>Actual</u>	<u>Projected</u>
2,440	3,300	3,500

**SEMINOLE COUNTY GOVERNMENT
FY 2018/19 ADOPTED BUDGET DOCUMENT**

ENVIRONMENTAL SERVICES UTILITIES DEPT

Department Goals/Objectives/Performance (CONT.)

Objective: To upgrade all standard meters with Automated Meter Reading (AMR) equipment, which will provide increased customer service by removing human error from visual meter readings, provide a more predictable meter reading schedule, allow for proactive notification of leaks or increased consumption patterns and provide information to help resolve high bill complaints.

Performance Measure: # of AMR meters installed per year

FY17	FY18	FY19
<u>Actual</u>	<u>Actual</u>	<u>Projected</u>
6,800	17,345	2,422

ENVIRONMENTAL SERVICES - UTILITIES

FUND TYPE - DIVISION	FY17 ACTUALS	FY18 ADOPTED BUDGET	FY19 ADOPTED BUDGET	VARIANCE	%
19 WATER & SEWER FUNDS					
08 ES BUSINESS OFFICE	1,866,590	3,201,588	3,239,694	38,106	1%
08 UTILITIES	66,309,912	66,412,918	76,965,180	10,552,262	16%
19 WATER & SEWER FUNDS Total	68,176,501	69,614,506	80,204,873	10,590,367	15%
20 SOLID WASTE FUNDS					
08 ES BUSINESS OFFICE	133,606	696,806	868,436	171,631	25%
20 SOLID WASTE FUNDS Total	133,606	696,806	868,436	171,631	25%
Grand Total	68,310,107	70,311,312	81,073,310	10,761,998	15%

**SEMINOLE COUNTY GOVERNMENT
FY 2018/19 ADOPTED BUDGET DOCUMENT**

ENVIRONMENTAL SERVICES UTILITIES DEPT

Environmental Services Business Office

Program Message

The Business Office Program provides the following functions in support of the mission of the Environmental Services Department:

- Administration
 - o Provides leadership, management oversight and direction to all programs in the Environmental Service Department
- Accounting
 - o Operating and Capital Budgeting
 - o Financial Analysis
 - o Payroll and Accounts Payable
 - o Accounts Receivable Reconciliations
 - o Inventory Cost Tracking
 - o Financial Reporting
 - o Bond Compliance and Coverage
- Customer Service and Billing
 - o Utilities Customer Support
 - o Utilities Billing and Revenue Collections
 - o One-Stop Permitting

ENVIRONMENTAL SERVICES - UTILITIES

PROGRAM - ACCT MAJOR - OBJECT ACCT	FY17 ACTUALS	FY18 ADOPTED BUDGET	FY19 ADOPTED BUDGET	VARIANCE	%
08 ES BUSINESS OFFICE					
510 PERSONNEL SERVICES					
510120 REGULAR SALARIES & WAGES	787,214	935,498	948,023	12,525	1%
510140 OVERTIME	4,006	1,500	1,500	0	0%
510150 SPECIAL PAY	2,175	2,400	3,000	600	25%
510210 SOCIAL SECURITY MATCHING	65,078	70,992	72,639	1,646	2%
510220 RETIREMENT CONTRIBUTIONS	76,040	71,655	76,371	4,716	7%
510230 HEALTH AND LIFE INSURANCE	169,033	207,765	217,111	9,346	4%
510240 WORKERS COMPENSATION	2,711	2,506	2,183	(323)	-13%
511000 CONTRA PERSONAL SERVICES	(10,112)	(105,046)	(60,000)	45,046	-43%
510 PERSONNEL SERVICES Total	1,096,146	1,187,270	1,260,827	73,557	6%
530 OPERATING EXPENDITURES					
530310 PROFESSIONAL SERVICES	50,441	59,500	59,500	0	0%
530340 OTHER SERVICES	217,420	220,888	145,840	(75,048)	-34%
530400 TRAVEL AND PER DIEM	580	400	700	300	75%
530401 TRAVEL - TRAINING RELATED	969	1,970	2,500	530	27%
530420 TRANSPORTATION	1,100	1,425	1,475	50	4%
530440 RENTAL AND LEASES	888	900	921	21	2%
530450 INSURANCE	0	0	17,772	17,772	
530490 OTHER CHARGES/OBLIGATIONS	246,175	263,700	268,100	4,400	2%
530493 OTHER CHRGS/OB-BAD DEBT	75,157	0	85,000	85,000	
530510 OFFICE SUPPLIES	16,500	4,950	5,000	50	1%
530520 OPERATING SUPPLIES	5,338	5,500	250	(5,250)	-95%
530521 EQUIPMENT \$1000-\$4999	0	0	1,500	1,500	
530522 OPERATING SUPPLIES-TECHNOLOGY	4,248	500	17,100	16,600	3320%
530540 BOOKS, DUES PUBLICATIONS	160	11,100	6,700	(4,400)	-40%
530550 TRAINING	6,955	9,075	10,700	1,625	18%
530 OPERATING EXPENDITURES Total	625,931	579,908	623,058	43,150	7%
540 INTERNAL SERVICE CHARGES					
540101 OTHER CHRGS/OB-INTERNAL	183,088	257,760	204,844	(52,915)	-21%
540102 OTHER CHRGS/ADMIN FEE CONTRA	85,287	1,760,000	1,978,933	218,933	12%
540201 INTERNAL SER FEES-INSURANCE	9,744	0	0	0	
540202 INTERNAL SERVICE FEES	0	3,456	2,868	(588)	-17%
540903 BAD DEBT EXPENSE	0	100,000	0	(100,000)	-100%
(blank)	0	0	0	0	
540 INTERNAL SERVICE CHARGES Total	278,119	2,121,216	2,186,645	65,430	3%
560 CAPITAL OUTLAY					
560642 EQUIPMENT >\$4999	0	0	37,600	37,600	
560646 CAPITAL SOFTWARE>\$4,999	0	10,000	0	(10,000)	-100%
560 CAPITAL OUTLAY Total	0	10,000	37,600	27,600	276%
08 ES BUSINESS OFFICE Total	2,000,196	3,898,394	4,108,130	209,736	5%

SEMINOLE COUNTY GOVERNMENT FY 2018/19 ADOPTED BUDGET DOCUMENT

ENVIRONMENTAL SERVICES UTILITIES DEPT

Utilities Engineering

Program Message

The Utilities Engineering team is responsible for project management (concept to completion) of all elements of Seminole County's utility capital improvement program. This service entails management of the planning, design, permitting and construction of all aspects of the potable (drinking) water, wastewater and reclaimed water systems within the County's four utility service areas. Our team ensures quality, cost effective utility infrastructure improvements complying with Federal and State regulations. Examples of the types of utility infrastructure managed include: water plants, wastewater plants, drinking water wells, wastewater pump stations, reclaimed water facilities and pipelines conveying water, waste and reclaimed water.

Utilities Engineering also provides services for County departmental design review and permitting, negotiating and monitoring utility interlocal agreements, MSBU support, updating and maintaining CAD details sheets and standards within the Engineering Manual, utility hydraulic modeling, publication and distribution of utility system maps, providing fire flow data support to Public Safety.

The Utility Inspection Team inspects County owned water, wastewater and reclaimed water infrastructure that is installed in unincorporated areas of Seminole County. These projects may be County capital improvement projects or private development projects where the infrastructure will become part of the County's utility system. Inspectors are responsible for observing the construction of the facilities to ensure compliance with contract documents and County standards. Inspectors observe taps to water mains and sewage force mains, as well as inspecting water mains, reclaimed water mains, sewage force mains, gravity sewer collection systems and wastewater pump stations. Inspectors also observe water main pressure testing, chlorination of water mains and bacteriological testing. They coordinate fire hydrant flow tests, backflow preventer certification, and wastewater pump station start-ups and acceptance testing. Prior to final acceptance of the project, they review record drawings and perform final inspections.

The Utilities Engineering Program provides the following functions:

- Project Management for CIP projects
- Water, Wastewater and Reclaimed Water Engineering
- Backflow Compliance and Testing
- Development Review, Support and Inspections
- Construction Engineering Inspection/County Agency Support
- Utilities and Solid Waste Master Planning
- GIS Infrastructure Data Management

ENVIRONMENTAL SERVICES - UTILITIES

PROGRAM - ACCT MAJOR - OBJECT ACCT	FY17 ACTUALS	FY18 ADOPTED BUDGET	FY19 ADOPTED BUDGET	VARIANCE	%
08 UTILITIES ENGINEERING PROGR					
360 MISCELLANEOUS REVENUES					
369400 REIMBURSEMENTS	0	(100,000)	0	100,000	-100%
360 MISCELLANEOUS REVENUES Total	0	(100,000)	0	100,000	-100%
380 OTHER SOURCES					
381100 TRANSFER	0	(100,000)	(200,000)	(100,000)	100%
385100 PROCEEDS OF REFUNDING BONDS	0	0	0	0	
380 OTHER SOURCES Total	0	(100,000)	(200,000)	(100,000)	100%
510 PERSONNEL SERVICES					
510120 REGULAR SALARIES & WAGES	848,449	1,110,914	1,169,759	58,845	5%
510140 OVERTIME	21,502	10,000	12,000	2,000	20%
510150 SPECIAL PAY	300	600	600	0	0%
510210 SOCIAL SECURITY MATCHING	63,049	85,151	90,405	5,253	6%
510220 RETIREMENT CONTRIBUTIONS	69,841	91,565	97,613	6,048	7%
510230 HEALTH AND LIFE INSURANCE	167,855	210,641	284,700	74,059	35%
510240 WORKERS COMPENSATION	19,828	26,632	23,846	(2,786)	-10%
511000 CONTRA PERSONAL SERVICES	(221,091)	(506,920)	(275,000)	231,920	-46%
510 PERSONNEL SERVICES Total	969,733	1,028,583	1,403,922	375,339	36%
530 OPERATING EXPENDITURES					
530310 PROFESSIONAL SERVICES	1,732,102	4,360,000	3,385,000	(975,000)	-22%
530340 OTHER SERVICES	0	0	0	0	
530400 TRAVEL AND PER DIEM	2,052	3,300	3,000	(300)	-9%
530401 TRAVEL - TRAINING RELATED	590	500	750	250	50%
530420 TRANSPORTATION	0	250	200	(50)	-20%
530460 REPAIRS AND MAINTENANCE	0	200	200	0	0%
530470 PRINTING AND BINDING	0	1,000	1,000	0	0%
530490 OTHER CHARGES/OBLIGATIONS	400	0	15,000	15,000	
530510 OFFICE SUPPLIES	1,706	2,000	2,000	0	0%
530520 OPERATING SUPPLIES	3,974	5,600	6,600	1,000	18%
530521 EQUIPMENT \$1000-\$4999	26,360	0	19,000	19,000	
530522 OPERATING SUPPLIES-TECHNOLOGY	12,787	31,000	26,000	(5,000)	-16%
530540 BOOKS, DUES PUBLICATIONS	1,505	8,950	4,450	(4,500)	-50%
530550 TRAINING	1,925	4,000	5,000	1,000	25%
530 OPERATING EXPENDITURES Total	1,783,400	4,416,800	3,468,200	(948,600)	-21%
540 INTERNAL SERVICE CHARGES					
540101 OTHER CHRGS/OB-INTERNAL	142,245	151,230	167,613	16,383	11%
540102 OTHER CHRGS/ADMIN FEE CONTRA	113,125	0	0	0	
540201 INTERNAL SER FEES-INSURANCE	2,372	0	0	0	
540202 INTERNAL SERVICE FEES	0	10,513	9,785	(728)	-7%
540902 AMORTIZATION	(1,798,927)	0	0	0	
540904 REIMBURSEMENTS/REFUNDS	3,000	15,000	0	(15,000)	-100%
540 INTERNAL SERVICE CHARGES Total	(1,538,184)	176,743	177,397	655	0%
560 CAPITAL OUTLAY					
560610 LAND	0	1,650,000	0	(1,650,000)	-100%
560640 EQUIPMENT	0	0	1,700,000	1,700,000	
560642 EQUIPMENT >\$4999	534,445	82,500	6,000	(76,500)	-93%
560646 CAPITAL SOFTWARE>\$4,999	11,500	0	0	0	
560650 CONSTRUCTION IN PROGRESS	6,510,235	12,350,000	21,409,000	9,059,000	73%
560651 PROJECT MANAGEMENT	192,674	0	0	0	
560680 CONSTRUCTION & DESIGN	0	0	0	0	
560690 ENGINEERING COSTS	0	0	0	0	
560 CAPITAL OUTLAY Total	7,248,853	14,082,500	23,115,000	9,032,500	64%
570 DEBT SERVICE					

ENVIRONMENTAL SERVICES - UTILITIES

PROGRAM - ACCT MAJOR - OBJECT ACCT	FY17 ACTUALS	FY18 ADOPTED BUDGET	FY19 ADOPTED BUDGET	VARIANCE	%
570710 PRINCIPAL	0	5,550,000	5,820,000	270,000	5%
570720 INTEREST	9,230,397	12,240,353	11,969,254	(271,099)	-2%
570730 OTHER DEBT SERVICE	3,205	3,000	3,000	0	0%
570750 BOND ISSUANCE COSTS	0	0	0	0	
570 DEBT SERVICE Total	9,233,602	17,793,353	17,792,254	(1,099)	0%
580 GRANTS & AIDS					
580811 AID TO GOVT AGENCIES	0	0	0	0	
580 GRANTS & AIDS Total	0	0	0	0	
590 INTERFUND TRANSFERS OUT					
590910 TRANSFER TO FUND 00100	1,598,227	1,400,000	1,400,000	0	0%
590 INTERFUND TRANSFERS OUT Total	1,598,227	1,400,000	1,400,000	0	0%
08 UTILITIES ENGINEERING PROGR Total	19,295,631	38,697,978	47,156,773	8,458,795	22%

SEMINOLE COUNTY GOVERNMENT FY 2018/19 ADOPTED BUDGET DOCUMENT

ENVIRONMENTAL SERVICES UTILITIES DEPT

Wastewater Operations

Program Message

At the other end of the water system, wastewater treatment plants clean the wastewater and recycle it as reclaimed water for irrigation. The use of reclaimed water enhances and helps preserve Florida's water supply for the future.

Raw sewage is collected and pumped through force mains to the treatment facility. The average daily influent flow to both wastewater plants is 4.61 million gallons. Larger particles such as rags and grit are removed before sending the sewage to the oxidation ditches for treatment. Microorganisms use the sewage for food and produce a stabilized sludge. The sludge is pressed into a cake-like substance. The monthly average is 806.96 tons of solids. These solids are then transported to the Seminole County Landfill.

The liquid, or effluent, is filtered, then treated before it is sent out as Public Access reclaimed water for irrigation purposes. Nearly 1.67 billion gallons of wastewater is treated. Currently, Seminole County has 214 reclaimed water commercial customers in the Lake Mary and unincorporated Seminole County area. There are approximately 2,345 residential customers. With an average daily flow of about 3.99 million gallons a day, this helps us conserve the potable water for drinking purposes. Reclaimed Operations delivered 1.46 billion gallons of reclaimed water to utility customers, of which 49.2 million gallons were by way of the surface water plant.

The Wastewater Operations Program provides the following services:

- Wastewater Collection
- Wastewater Treatment
- Reclaimed Water
- Sampling and analysis of systems to verify regulatory compliance
- Operation and Maintenance of:
 - Wastewater collection systems
 - Wastewater Treatment Facilities
 - Reclaimed Water System

ENVIRONMENTAL SERVICES - UTILITIES

PROGRAM - ACCT MAJOR - OBJECT ACCT	FY17 ACTUALS	FY18 ADOPTED BUDGET	FY19 ADOPTED BUDGET	VARIANCE	%
08 WASTEWATER OPERATIONS					
510 PERSONNEL SERVICES					
510120 REGULAR SALARIES & WAGES	1,583,791	1,739,379	1,769,914	30,535	2%
510140 OVERTIME	236,766	175,150	205,000	29,850	17%
510150 SPECIAL PAY	200	0	0	0	
510210 SOCIAL SECURITY MATCHING	133,294	145,283	151,081	5,798	4%
510220 RETIREMENT CONTRIBUTIONS	152,822	163,021	173,042	10,021	6%
510230 HEALTH AND LIFE INSURANCE	389,785	456,720	527,803	71,083	16%
510240 WORKERS COMPENSATION	46,341	65,576	61,230	(4,346)	-7%
511000 CONTRA PERSONAL SERVICES	(14,040)	(10,452)	(20,000)	(9,548)	91%
510 PERSONNEL SERVICES Total	2,528,959	2,734,676	2,868,069	133,393	5%
530 OPERATING EXPENDITURES					
530310 PROFESSIONAL SERVICES	103,898	379,000	391,000	12,000	3%
530340 OTHER SERVICES	4,787,642	5,215,175	6,011,675	796,500	15%
530400 TRAVEL AND PER DIEM	6,217	6,800	6,700	(100)	-1%
530401 TRAVEL - TRAINING RELATED	4,443	9,520	9,520	0	0%
530410 COMMUNICATIONS	3,339	6,500	6,500	0	0%
530420 TRANSPORTATION	45	650	500	(150)	-23%
530430 UTILITIES	874,801	901,000	968,000	67,000	7%
530439 UTILITIES-OTHER	337,417	325,630	358,750	33,120	10%
530440 RENTAL AND LEASES	5,532	7,580	1,500	(6,080)	-80%
530450 INSURANCE	0	0	187,507	187,507	
530460 REPAIRS AND MAINTENANCE	1,169,513	1,458,900	1,522,900	64,000	4%
530461 R&M - MAINT OPS	60,019	84,800	69,700	(15,100)	-18%
530470 PRINTING AND BINDING	0	0	0	0	
530490 OTHER CHARGES/OBLIGATIONS	3,360	4,525	4,175	(350)	-8%
530510 OFFICE SUPPLIES	3,114	6,150	3,450	(2,700)	-44%
530520 OPERATING SUPPLIES	227,017	202,667	251,383	48,716	24%
530521 EQUIPMENT \$1000-\$4999	4,376	51,900	57,600	5,700	11%
530522 OPERATING SUPPLIES-TECHNOLOGY	7,652	37,100	235,800	198,700	536%
530525 CHEMICALS	338,113	330,000	358,000	28,000	8%
530540 BOOKS, DUES PUBLICATIONS	2,609	2,210	8,460	6,250	283%
530550 TRAINING	22,742	17,050	27,850	10,800	63%
530 OPERATING EXPENDITURES Total	7,961,849	9,047,157	10,480,970	1,433,813	16%
540 INTERNAL SERVICE CHARGES					
540101 OTHER CHRGS/OB-INTERNAL	551,435	665,747	724,867	59,120	9%
540102 OTHER CHRGS/ADMIN FEE CONTRA	257,769	0	0	0	
540201 INTERNAL SER FEES-INSURANCE	104,109	73,207	0	(73,207)	-100%
540202 INTERNAL SERVICE FEES	0	25,892	23,681	(2,212)	-9%
540 INTERNAL SERVICE CHARGES Total	913,314	764,846	748,548	(16,299)	-2%
560 CAPITAL OUTLAY					
560642 EQUIPMENT >\$4999	348,282	579,800	984,131	404,331	70%
560646 CAPITAL SOFTWARE>\$4,999	0	0	0	0	
560650 CONSTRUCTION IN PROGRESS	0	0	0	0	
560 CAPITAL OUTLAY Total	348,282	579,800	984,131	404,331	70%
08 WASTEWATER OPERATIONS Total	11,752,404	13,126,479	15,081,718	1,955,238	15%

SEMINOLE COUNTY GOVERNMENT FY 2018/19 ADOPTED BUDGET DOCUMENT

ENVIRONMENTAL SERVICES UTILITIES DEPT

Water Operations

Program Message

The Seminole County Water Program pumps, treats, and delivers drinking water to almost 40,000 residential and commercial accounts through approximately 601 miles of water mains in unincorporated Seminole County. Seminole County Water Utilities treated over 5.4 billion gallons of potable water in Fiscal Year 2018 via the six potable water treatment plants it owns and operates. The County's six water treatment plants produce a maximum capacity of 37.353 million gallons of water per day.

Water Operations reliably treats and delivers high quality water that complies and exceeds drinking water regulations. Providing our customers with safe, high quality drinking water is our highest priority. Our compliance division collects and tests about 3,200 water samples for bacteria each year as well as numerous samples for other chemical parameters to ensure the safety of your water. Other health and safety features of the water system include addition of fluoride and chlorine for disinfection purposes. Other health and safety features of the water system include addition of fluoride, chlorine for disinfection purposes, ozone treatment (at 3 facilities), and maintaining over 3,500 fire hydrants.

The Water Operations Program provides the following services and functions:

- Maintaining Compliance with all Regulatory Standards for Drinking Water
- Water Quality Complaint Resolution
- Distribution Flushing
- Sampling and Analysis of Systems to Verify Regulatory Compliance
- Operation and Maintenance of: Water Treatment Facilities and Water Distribution Systems
- Irrigation Evaluations
- Rain sensor installation
- Landscape consulting
- Toilet Rebate Program
- Shower Head exchange
- Leak detector kits
- Energy/Water Conservation kits to all Seminole County residents
- Water Conservation literature
- Water Conservation Festivals and Events in the community to distribute and educate the citizens
- Water Treatment Plant Tours
- Speakers Bureau outreach to Home owner associations, schools, and civic organizations
- Florida Master Gardener Certification – to assist customers with landscaping issues

ENVIRONMENTAL SERVICES - UTILITIES

PROGRAM - ACCT MAJOR - OBJECT ACCT	FY17 ACTUALS	FY18 ADOPTED BUDGET	FY19 ADOPTED BUDGET	VARIANCE	%
08 WATER OPERATIONS					
330 INTERGOVERNMENTAL REVENUE					
337900 LOCAL GRANTS & AIDS	0	0	(25,000)	(25,000)	
330 INTERGOVERNMENTAL REVENUE Total	0	0	(25,000)	(25,000)	
510 PERSONNEL SERVICES					
510120 REGULAR SALARIES & WAGES	2,720,331	3,074,911	3,132,382	57,472	2%
510140 OVERTIME	376,663	303,200	346,000	42,800	14%
510150 SPECIAL PAY	5,050	6,600	3,600	(3,000)	-45%
510210 SOCIAL SECURITY MATCHING	226,135	257,994	266,096	8,102	3%
510220 RETIREMENT CONTRIBUTIONS	242,749	272,762	294,575	21,814	8%
510230 HEALTH AND LIFE INSURANCE	644,146	760,885	895,333	134,448	18%
510240 WORKERS COMPENSATION	84,661	124,002	126,079	2,077	2%
511000 CONTRA PERSONAL SERVICES	(252,470)	(177,582)	(295,000)	(117,418)	66%
510 PERSONNEL SERVICES Total	4,047,264	4,622,772	4,769,066	146,294	3%
530 OPERATING EXPENDITURES					
530310 PROFESSIONAL SERVICES	212,307	826,000	831,000	5,000	1%
530340 OTHER SERVICES	1,468,304	2,003,425	1,755,920	(247,505)	-12%
530400 TRAVEL AND PER DIEM	17,775	16,450	19,450	3,000	18%
530401 TRAVEL - TRAINING RELATED	5,523	10,000	10,000	0	0%
530420 TRANSPORTATION	36	780	530	(250)	-32%
530430 UTILITIES	1,018,142	1,055,150	1,126,300	71,150	7%
530439 UTILITIES-OTHER	8,399	9,500	9,050	(450)	-5%
530440 RENTAL AND LEASES	0	25,000	45,000	20,000	80%
530450 INSURANCE	0	0	213,195	213,195	
530460 REPAIRS AND MAINTENANCE	1,121,880	1,570,000	1,882,000	312,000	20%
530461 R&M - MAINT OPS	404,875	572,000	551,000	(21,000)	-4%
530470 PRINTING AND BINDING	0	800	800	0	0%
530490 OTHER CHARGES/OBLIGATIONS	35,377	35,700	37,500	1,800	5%
530510 OFFICE SUPPLIES	4,957	14,250	8,750	(5,500)	-39%
530520 OPERATING SUPPLIES	235,798	257,450	266,150	8,700	3%
530521 EQUIPMENT \$1000-\$4999	19,551	16,600	29,000	12,400	75%
530522 OPERATING SUPPLIES-TECHNOLOGY	127,391	153,740	159,500	5,760	4%
530525 CHEMICALS	554,110	1,327,000	1,245,000	(82,000)	-6%
530540 BOOKS, DUES PUBLICATIONS	7,110	2,938	22,420	19,482	663%
530550 TRAINING	23,800	40,490	52,490	12,000	30%
530570 DEPRECIATION-BUILDING	2,028,882	0	0	0	
530580 DEPRECIATION-EQUIPMENT	1,160,688	0	0	0	
530590 DEPRECIATION-OTHER	3,470,055	0	0	0	
530690 DEPRECIATION-OTH INFRASTRUCTUR	14,885,308	0	0	0	
530 OPERATING EXPENDITURES Total	26,810,270	7,937,273	8,265,055	327,782	4%
540 INTERNAL SERVICE CHARGES					
540101 OTHER CHRGS/OB-INTERNAL	608,032	847,461	769,177	(78,284)	-9%
540102 OTHER CHRGS/ADMIN FEE CONTRA	815,070	0	0	0	
540201 INTERNAL SER FEES-INSURANCE	159,203	523,632	0	(523,632)	-100%
540202 INTERNAL SERVICE FEES	0	35,722	34,337	(1,386)	-4%
540902 AMORTIZATION	1,945,198	0	0	0	
540905 OPEB - OTHER POST EMP BENEFITS	39,439	0	0	0	
540906 GASB 68 FRS PENSION	373,058	0	0	0	
540 INTERNAL SERVICE CHARGES Total	3,939,999	1,406,815	803,514	(603,301)	-43%
560 CAPITAL OUTLAY					
560640 EQUIPMENT	0	0	0	0	
560642 EQUIPMENT >\$4999	464,343	596,600	889,053	292,453	49%

ENVIRONMENTAL SERVICES - UTILITIES

PROGRAM - ACCT MAJOR - OBJECT ACCT	FY17 ACTUALS	FY18 ADOPTED BUDGET	FY19 ADOPTED BUDGET	VARIANCE	%
560646 CAPITAL SOFTWARE>\$4,999	0	25,000	25,000	0	0%
560 CAPITAL OUTLAY Total	464,343	621,600	914,053	292,453	47%
08 WATER OPERATIONS Total	35,261,877	14,588,460	14,726,689	138,228	1%

**SEMINOLE COUNTY GOVERNMENT
FY 2018/19 ADOPTED BUDGET DOCUMENT**

ENVIRONMENTAL SERVICES SOLID WASTE DEPT

**CENTRAL TRANSFER STATION OPERATIONS
LANDFILL OPERATIONS PROGRAM
SW-COMPLIANCE & PROGRAM MANAGEMENT**

**SEMINOLE COUNTY GOVERNMENT
FY 2018/19 ADOPTED BUDGET DOCUMENT**

ENVIRONMENTAL SERVICES SOLID WASTE DEPT

Department Message

The Environmental Services Solid Waste Department's mission is to provide high quality, cost effective, and environmentally responsible solid waste management for the citizens' of Seminole County and other internal and external customers.

The Environmental Services Solid Waste Department is comprised of the three Programs, including Central Transfer Station Operations; Landfill Operations; and Solid Waste Compliance and Program Management. The Central Transfer Station Operations Program provides a centrally located facility for waste delivery in order to make solid waste disposal more efficient for the citizens. The Landfill Operations Program provides a responsible and environmentally compliant means for disposal of municipal solid waste in Seminole County. The Solid Waste Compliance and Program Management supports operations, provides customer service, and oversees environmental compliance in order to support the Environmental Services Solid Waste Department's mission.

SEMINOLE COUNTY GOVERNMENT FY 2018/19 ADOPTED BUDGET DOCUMENT

ENVIRONMENTAL SERVICES SOLID WASTE DEPT

Department Goals/Objectives/Performance

GOAL: TO PROVIDE SEMINOLE COUNTY'S CITIZENS AND BUSINESSES WITH A HIGH LEVEL OF SOLID WASTE MANAGEMENT SERVICES AT A LOW OPERATING COST, AND TO PROTECT THE COUNTY'S ENVIRONMENT THROUGH PUBLIC OUTREACH AND EDUCATION.

Objective: Ensure that all solid waste activities are in full compliance with applicable Federal, State and local regulations and are provided to the citizens in a cost-effective and efficient manner.

Performance Measure: Tons of waste processed through transfer station

FY17	FY18	FY19
<u>Actual</u>	<u>Actual</u>	<u>Projected</u>
351,588	342,105	350,000

Performance Measure: Tons of waste disposed or recycled at landfill

FY17	FY18	FY19
<u>Actual</u>	<u>Actual</u>	<u>Projected</u>
419,829	410,469	420,000

Performance Measure: Tons of waste managed per operations hour worked

FY17	FY18	FY19
<u>Actual</u>	<u>Actual</u>	<u>Projected</u>
3.05	3.03	3.05

Performance Measure: Residential recycling tons processed per year

FY17	FY18	FY19
<u>Actual</u>	<u>Actual</u>	<u>Projected</u>
15,544	14,451	15,000

Performance Measure: # of county employees trained in environmental management per year

FY17	FY18	FY19
<u>Actual</u>	<u>Actual</u>	<u>Projected</u>
200*	550	550

Performance Measure: # of environmental inspections or investigations conducted per year

FY17	FY18	FY19
<u>Actual</u>	<u>Actual</u>	<u>Projected</u>
250*	325	300

*Numbers are lower due to allocating personnel to Hurricane Irma recovery.

ENVIRONMENTAL SERVICES - SOLID WASTE

FUND TYPE - DIVISION	FY17 ACTUALS	FY18 ADOPTED BUDGET	FY19 ADOPTED BUDGET	VARIANCE	%
20 SOLID WASTE FUNDS					
09 SOLID WASTE	16,295,236	11,544,679	13,070,750	1,526,071	13%
20 SOLID WASTE FUNDS Total	16,295,236	11,544,679	13,070,750	1,526,071	13%
Grand Total	16,295,236	11,544,679	13,070,750	1,526,071	13%

**SEMINOLE COUNTY GOVERNMENT
FY 2018/19 ADOPTED BUDGET DOCUMENT**

ENVIRONMENTAL SERVICES SOLID WASTE DEPT

Central Transfer Station Operations

Program Message

The Central Transfer Station provides a centrally located facility for solid waste delivery in order to make solid waste disposal more efficient. Approximately 80% of all solid waste disposed of at the County's landfill first passes through the transfer station. The facility operates in accordance with the following state permits, as confirmed by regular site inspections. The Program's administrative offices for customer service staff, and environmental compliance and program management are based out of the transfer station.

Major services and permits include:

- Receive and process incoming garbage, yard waste and recyclables
 - o 77,783 customers serviced at the transfer station in FY2018
- County staff manages and transfers garbage and yard waste to the landfill
 - o 342,105 tons of waste transferred in FY2018
- Receive and process curbside recycling
 - o 14,452 tons of recyclables received and sent offsite for recycling in for FY2018
- Solid Waste Operating Permit – Waste Processing Facility (0024066-006-SO-31) authorized by FDEP
- Stormwater Discharge Associated with Industrial Activity (FLR05H280-002) authorized by FDEP

ENVIRONMENTAL SERVICES - SOLID WASTE

PROGRAM - ACCT MAJOR - OBJECT ACCT	FY17 ACTUALS	FY18 ADOPTED BUDGET	FY19 ADOPTED BUDGET	VARIANCE	%
09 TRANSFER STATION					
510 PERSONNEL SERVICES					
510120 REGULAR SALARIES & WAGES	893,990	932,306	981,856	49,549	5%
510140 OVERTIME	235,108	110,000	200,000	90,000	82%
510150 SPECIAL PAY	1,350	0	0	0	
510210 SOCIAL SECURITY MATCHING	81,813	80,756	90,412	9,656	12%
510220 RETIREMENT CONTRIBUTIONS	88,728	82,804	96,699	13,896	17%
510230 HEALTH AND LIFE INSURANCE	289,813	339,608	400,551	60,943	18%
510240 WORKERS COMPENSATION	74,119	97,963	84,397	(13,566)	-14%
511000 CONTRA PERSONAL SERVICES	(2,263)	0	0	0	
510 PERSONNEL SERVICES Total	1,662,659	1,643,438	1,853,915	210,478	13%
530 OPERATING EXPENDITURES					
530310 PROFESSIONAL SERVICES	0	0	10,000	10,000	
530340 OTHER SERVICES	0	200	200	0	0%
530400 TRAVEL AND PER DIEM	628	100	100	0	0%
530401 TRAVEL - TRAINING RELATED	0	250	600	350	140%
530440 RENTAL AND LEASES	10,250	5,000	5,250	250	5%
530450 INSURANCE	0	0	15,856	15,856	
530460 REPAIRS AND MAINTENANCE	0	0	1,000	1,000	
530520 OPERATING SUPPLIES	35,550	20,000	20,500	500	3%
530540 BOOKS, DUES PUBLICATIONS	61	200	200	0	0%
530550 TRAINING	2,000	2,200	2,200	0	0%
530 OPERATING EXPENDITURES Total	48,489	27,950	55,906	27,956	100%
540 INTERNAL SERVICE CHARGES					
540101 OTHER CHRGS/OB-INTERNAL	960,068	1,705,813	1,383,591	(322,222)	-19%
540102 OTHER CHRGS/ADMIN FEE CONTRA	378,026	0	0	0	
540201 INTERNAL SER FEES-INSURANCE	68,472	163,517	0	(163,517)	-100%
540202 INTERNAL SERVICE FEES	0	0	591	591	
540 INTERNAL SERVICE CHARGES Total	1,406,566	1,869,330	1,384,182	(485,148)	-26%
560 CAPITAL OUTLAY					
560610 LAND	0	0	0	0	
560642 EQUIPMENT >\$4999	1,235,297	1,020,000	896,904	(123,096)	-12%
560650 CONSTRUCTION IN PROGRESS	0	0	250,000	250,000	
560 CAPITAL OUTLAY Total	1,235,297	1,020,000	1,146,904	126,904	12%
09 TRANSFER STATION Total	4,353,011	4,560,718	4,440,907	(119,811)	-3%

SEMINOLE COUNTY GOVERNMENT FY 2018/19 ADOPTED BUDGET DOCUMENT

ENVIRONMENTAL SERVICES SOLID WASTE DEPT

Landfill Operations

Program Message

The Osceola Road Solid Waste Management Facility – Class I Landfill provides responsible and environmentally compliant means for disposal of municipal solid waste in Seminole County. The landfill receives all solid waste and yard trash for Seminole County, City of Maitland, and City of Winter Park. Waste is managed and disposed of in accordance with five separate permits as confirmed by regular site inspections.

Major services and permits include:

- Landfill operations receives and manages incoming garbage, yard waste, C&D, and waste tires
 - o 435,334 tons of waste managed in FY2018
- Shuttling of waste between landfill, Staging Area, and Citizens Area
 - o 15,430 trailers of garbage were managed by staff in FY2018
- Leachate management
 - o 12,569,800 gallons of leachate hauled from landfill for offsite treatment in FY2018
- Solid Waste Operation Permit – Landfill (0128543-016-SO-MM) authorized by FDEP
- Solid Waste Operation Permit – Waste Processing Facility C&D Recycling Operations (0128543-015-SO-31) authorized by FDEP
- Title V Air Operation Permit (1170084-011-AV) authorized by FDEP
- Stormwater Discharge Associated with Industrial Activity (FLR05C057-004) authorized by FDEP
- Seminole County Industrial User Permit (0197)

ENVIRONMENTAL SERVICES - SOLID WASTE

PROGRAM - ACCT MAJOR - OBJECT ACCT	FY17 ACTUALS	FY18 ADOPTED BUDGET	FY19 ADOPTED BUDGET	VARIANCE	%
09 LANDFILL OPERATIONS PROGRAM					
510 PERSONNEL SERVICES					
510120 REGULAR SALARIES & WAGES	587,723	659,216	647,754	(11,462)	-2%
510140 OVERTIME	127,108	50,000	125,000	75,000	150%
510150 SPECIAL PAY	650	1,200	1,200	0	0%
510210 SOCIAL SECURITY MATCHING	51,640	53,798	59,116	5,318	10%
510220 RETIREMENT CONTRIBUTIONS	57,007	57,773	66,156	8,383	15%
510230 HEALTH AND LIFE INSURANCE	196,030	222,757	276,180	53,422	24%
510240 WORKERS COMPENSATION	47,254	62,779	54,170	(8,609)	-14%
511000 CONTRA PERSONAL SERVICES	(1,650)	0	0	0	
510 PERSONNEL SERVICES Total	1,065,763	1,107,523	1,229,575	122,052	11%
530 OPERATING EXPENDITURES					
530310 PROFESSIONAL SERVICES	0	0	25,000	25,000	
530340 OTHER SERVICES	0	200	200	0	0%
530400 TRAVEL AND PER DIEM	0	0	0	0	
530401 TRAVEL - TRAINING RELATED	0	250	600	350	140%
530420 TRANSPORTATION	0	0	0	0	
530440 RENTAL AND LEASES	767,916	967,000	967,000	0	0%
530450 INSURANCE	0	0	111,695	111,695	
530460 REPAIRS AND MAINTENANCE	2,588	20,000	31,000	11,000	55%
530490 OTHER CHARGES/OBLIGATIONS	0	0	0	0	
530520 OPERATING SUPPLIES	23,184	13,300	24,000	10,700	80%
530521 EQUIPMENT \$1000-\$4999	47,995	0	25,000	25,000	
530530 ROAD MATERIALS & SUPPLIES	0	0	15,000	15,000	
530540 BOOKS, DUES PUBLICATIONS	34	200	200	0	0%
530550 TRAINING	3,000	3,200	3,200	0	0%
530570 DEPRECIATION-BUILDING	519,582	0	0	0	
530580 DEPRECIATION-EQUIPMENT	1,285,602	0	0	0	
530590 DEPRECIATION-OTHER	291,557	0	0	0	
530 OPERATING EXPENDITURES Total	2,941,458	1,004,150	1,202,895	198,745	20%
540 INTERNAL SERVICE CHARGES					
540101 OTHER CHRGS/OB-INTERNAL	748,993	857,856	891,144	33,288	4%
540102 OTHER CHRGS/ADMIN FEE CONTRA	98,223	0	0	0	
540201 INTERNAL SER FEES-INSURANCE	15,838	15,427	0	(15,427)	-100%
540202 INTERNAL SERVICE FEES	0	221	191	(30)	-14%
540901 CLOSURE COST ACCRUAL	700,623	0	0	0	
540 INTERNAL SERVICE CHARGES Total	1,563,677	873,503	891,335	17,832	2%
560 CAPITAL OUTLAY					
560642 EQUIPMENT >\$4999	470,705	440,000	159,962	(280,038)	-64%
560650 CONSTRUCTION IN PROGRESS	335,887	0	1,500,000	1,500,000	
560 CAPITAL OUTLAY Total	806,593	440,000	1,659,962	1,219,962	277%
09 LANDFILL OPERATIONS PROGRAM Total	6,377,490	3,425,176	4,983,766	1,558,590	46%

SEMINOLE COUNTY GOVERNMENT FY 2018/19 ADOPTED BUDGET DOCUMENT

ENVIRONMENTAL SERVICES SOLID WASTE DEPT

Solid Waste Compliance & Program Management

Program Message

The Compliance and Program Management support operations, provides customer service, and oversees environmental compliance in order to support the Environmental Services Solid Waste Department's mission.

Customer Service interacts with customers at the scalehouse when they arrive at either solid waste facility and by phone, email, and online request to address customers' questions or concerns. Scale houses are located at the ingress/egress for the transfer station and landfill. Scale Operators document the amount, type, and source for each incoming waste load in accordance with Chapter 62-701, F.A.C., conduct financial transactions as required, and direct customers to the appropriate location for service on the facility. Customer Service Representatives provide customers with an assortment of information, work to resolve customer complaints, and document service violations in order to hold the service contractors accountable.

The Environmental Compliance Assistance and Pollution Prevention Program (ECAP3) is responsible for overseeing and coordinating environmental compliance for solid waste and assist with environmental compliance throughout the County. The Small Quantity Generator Program is state mandated under Florida Statute 403.7225 and requires compliance assistance visits at businesses that potentially generate hazardous waste to educate and achieve compliance waste management regulations. Additionally, ECAP3 provides environmental training and conducts internal audits to assist BCC Departments with Countywide compliance.

Major services include:

- Solid Waste System Planning
- Residential Waste Collection and Management
- Scalehouse Customer Service
 - o 145,947 customers assisted at the scalehouse in FY2018
- Solid Waste Customer Service
 - o Approximately 3,000 inquires documented monthly in FY2018, outside of hurricane influenced months
- Regulatory Compliance
 - o Conduct monthly internal audits at both facilities and successfully completed all FDEP inspections for FY2018
- Special Waste Management
- Assist with Countywide Environmental Compliance
 - o 28 Environmental Awareness Trainings conducted to educate 550 employees in order to meet FDEP and NPDES permit requirements in FY2018
 - o 66 request for assistance related to hazardous materials investigated in FY2018
- Small Quantity Generator Program

**SEMINOLE COUNTY GOVERNMENT
FY 2018/19 ADOPTED BUDGET DOCUMENT**

ENVIRONMENTAL SERVICES SOLID WASTE DEPT

Solid Waste Compliance & Program Management (CONT.)

Program Message

- o 325 compliance assistance visits conducted at Seminole County businesses in FY2018
- Household Hazardous Waste Management
 - o 64,520 lbs. of household hazardous waste properly disposed of outside of the landfill in FY2018
 - o Approximately 2,000 tons of electronic waste sent for recycling in FY2018
 - o Over 30,000 gallons of used oil received and recycled in FY2018
 - o Over 100,000 gallons of waste paint received in FY2018
- Disaster Debris Management Plan Coordination

ENVIRONMENTAL SERVICES - SOLID WASTE

PROGRAM - ACCT MAJOR - OBJECT ACCT	FY17 ACTUALS	FY18 ADOPTED BUDGET	FY19 ADOPTED BUDGET	VARIANCE	%
09 SW-COMPLIANCE & PROGRAM MAN					
330 INTERGOVERNMENTAL REVENUE					
334340 GARBAGE/SOLID WASTE	(200,000)	0	0	0	
330 INTERGOVERNMENTAL REVENUE Total	(200,000)	0	0	0	
360 MISCELLANEOUS REVENUES					
369900 MISCELLANEOUS-OTHER	(17,747)	0	0	0	
360 MISCELLANEOUS REVENUES Total	(17,747)	0	0	0	
510 PERSONNEL SERVICES					
510120 REGULAR SALARIES & WAGES	845,584	948,513	961,939	13,426	1%
510140 OVERTIME	49,146	15,000	28,000	13,000	87%
510150 SPECIAL PAY	3,750	4,200	4,200	0	0%
510210 SOCIAL SECURITY MATCHING	65,378	73,188	75,730	2,543	3%
510220 RETIREMENT CONTRIBUTIONS	71,662	78,009	84,260	6,251	8%
510230 HEALTH AND LIFE INSURANCE	210,691	233,839	287,843	54,003	23%
510240 WORKERS COMPENSATION	28,885	40,502	33,075	(7,427)	-18%
511000 CONTRA PERSONAL SERVICES	(97,266)	0	0	0	
510 PERSONNEL SERVICES Total	1,177,830	1,393,251	1,475,047	81,796	6%
530 OPERATING EXPENDITURES					
530310 PROFESSIONAL SERVICES	188,197	285,000	265,000	(20,000)	-7%
530340 OTHER SERVICES	2,879,203	755,100	743,200	(11,900)	-2%
530400 TRAVEL AND PER DIEM	169	250	250	0	0%
530401 TRAVEL - TRAINING RELATED	1,804	1,500	3,350	1,850	123%
530420 TRANSPORTATION	119	150	150	0	0%
530430 UTILITIES	85,821	90,000	90,000	0	0%
530439 UTILITIES-OTHER	72,206	82,500	77,500	(5,000)	-6%
530440 RENTAL AND LEASES	5,036	3,000	4,000	1,000	33%
530450 INSURANCE	0	0	38,704	38,704	
530460 REPAIRS AND MAINTENANCE	97,359	85,000	95,000	10,000	12%
530470 PRINTING AND BINDING	5,614	5,000	5,000	0	0%
530490 OTHER CHARGES/OBLIGATIONS	2,463	3,300	3,300	0	0%
530493 OTHER CHRGS/OB-BAD DEBT	2,507	0	1,000	1,000	
530510 OFFICE SUPPLIES	2,797	2,000	2,500	500	25%
530520 OPERATING SUPPLIES	250,264	41,750	44,500	2,750	7%
530521 EQUIPMENT \$1000-\$4999	4,209	0	0	0	
530522 OPERATING SUPPLIES-TECHNOLOGY	15,181	7,000	7,000	0	0%
530530 ROAD MATERIALS & SUPPLIES	8,876	15,000	0	(15,000)	-100%
530540 BOOKS, DUES PUBLICATIONS	395	1,000	1,000	0	0%
530550 TRAINING	2,464	2,500	2,500	0	0%
530 OPERATING EXPENDITURES Total	3,624,682	1,380,050	1,383,954	3,904	0%
540 INTERNAL SERVICE CHARGES					
540101 OTHER CHRGS/OB-INTERNAL	285,876	297,358	326,868	29,510	10%
540102 OTHER CHRGS/ADMIN FEE CONTRA	118,429	0	0	0	
540201 INTERNAL SER FEES-INSURANCE	48,314	41,555	0	(41,555)	-100%
540202 INTERNAL SERVICE FEES	0	10,570	10,208	(363)	-3%
540902 AMORTIZATION	36,947	0	0	0	
540903 BAD DEBT EXPENSE	0	1,000	0	(1,000)	-100%
540905 OPEB - OTHER POST EMP BENEFITS	19,877	0	0	0	
540906 GASB 68 FRS PENSION	158,477	0	0	0	
540 INTERNAL SERVICE CHARGES Total	667,919	350,484	337,076	(13,408)	-4%
560 CAPITAL OUTLAY					
560640 EQUIPMENT	0	0	0	0	
560642 EQUIPMENT >\$4999	0	0	0	0	

ENVIRONMENTAL SERVICES - SOLID WASTE

PROGRAM - ACCT MAJOR - OBJECT ACCT	FY17 ACTUALS	FY18 ADOPTED BUDGET	FY19 ADOPTED BUDGET	VARIANCE	%
560650 CONSTRUCTION IN PROGRESS	312,050	435,000	450,000	15,000	3%
560 CAPITAL OUTLAY Total	312,050	435,000	450,000	15,000	3%
580 GRANTS & AIDS					
580821 AID TO PRIVATE ORGANIZATIONS	0	0	0	0	
580 GRANTS & AIDS Total	0	0	0	0	
09 SW-COMPLIANCE & PROGRAM MAN Total	5,564,735	3,558,785	3,646,077	87,292	2%

**SEMINOLE COUNTY GOVERNMENT
FY 2018/19 ADOPTED BUDGET DOCUMENT**

DEVELOPMENT SERVICES DEPT

**BUILDING
DEVELOPMENT SERVICES BUSINESS OFFICE
MASS TRANSIT PROGRAM (LYNX)
PLANNING AND DEVELOPMENT**

**SEMINOLE COUNTY GOVERNMENT
FY 2018/19 ADOPTED BUDGET DOCUMENT**

DEVELOPMENT SERVICES DEPT

Department Message

The Seminole County Development Services Department continues to focus on promoting the quality of life within Seminole County. The Department's emphasis is on efficiently providing quality customer service. This offers opportunities for each of the Department's staff members to meet the challenges faced by an active department, whose functions are closely linked to the fluctuations of the economy and development trends. The Department also focuses on meeting the needs of the development community through participation in Open for Business, the nation's first regional streamlined permitting initiative.

SEMINOLE COUNTY GOVERNMENT FY 2018/19 ADOPTED BUDGET DOCUMENT

DEVELOPMENT SERVICES DEPT

Department Goals/Objectives/Performance Measures

GOAL: PROVIDE AN INTUITIVE STREAMLINED PERMITTING, PLAN REVIEW AND INSPECTION SERVICE EXPERIENCE TO THE SEMINOLE COUNTY COMMUNITY THROUGH A MANAGED ELECTRONIC INTAKE AND PLAN REVIEW PROCESS.

Objective: Continue to increase the number of permit applications created* in the ePlan System.

Performance Measure: Number of permit applications created* in ePlan

FY17	FY18	FY19
<u>Actual</u>	<u>Actual</u>	<u>Projected</u>
14,313	17,907	21,130**

*Permit applications created represents the total possible applications that could be processed through ePlan. This number varies pending permit completion and timing of same.

**An 18% increase based on projections provided through the Building Program Strategic Plan.

GOAL: CONTRIBUTE TO THE STRUCTURAL LONGEVITY AND SAFETY OF THE SEMINOLE COUNTY BUILT ENVIRONMENT BY FACILITATING A COUNTY-WIDE STREAMLINED SIMULTANEOUS REVIEW PROCESS FROM INITIAL APPLICATION TO PERMIT ISSUANCE.

Objective: To increase the number of permit applications processed and approved through ePlan and reduce walk-in customers by a minimum of 20%.

Performance Measure: # of Permit Applications Processed Completely Through ePlan

FY17	FY18	FY19
<u>Actual</u>	<u>Actual</u>	<u>Projected</u>
11,508	16,383	19,660*

Performance Measure: # of Walk In Customers

FY17	FY18	FY19
<u>Actual</u>	<u>Actual</u>	<u>Projected</u>
10,566	12,620	10,096**

The number of permits will greatly exceed the number of applications as each application can have many associated permits under one application number. By decreasing walk in customers, the permit applications processed through ePlan would be expected to increase by the same or similar amount.

*20% increase

**20% decrease

SEMINOLE COUNTY GOVERNMENT FY 2018/19 ADOPTED BUDGET DOCUMENT

DEVELOPMENT SERVICES DEPT

Department Goals/Objectives/Performance Measures (CONT.)

GOAL: FACILITATE THE GROWTH AND LONGEVITY OF SEMINOLE COUNTY’S BUILT ENVIRONMENT BY ENSURING STRUCTURES ARE SAFE AND CAN WITHSTAND THE RIGORS OF CONSTANT USE AND OCCUPANCY AS WELL AS EXPOSURE TO THE SEVERITY OF NATURAL ELEMENTS COMMONLY OCCURRING IN THE STATE OF FLORIDA.

Objective: Continue to inspect all permitted structures according to the requirements of the Florida Building Code.

Performance Measure: Number of Inspections performed

FY17	FY18	FY19
<u>Actual</u>	<u>Actual</u>	<u>Projected</u>
58,436	71,227	84,123*

*An 18% increase based on projections provided through the Building Program Strategic Plan.

GOAL: CONTRIBUTE TO THE ECONOMIC GROWTH OF SEMINOLE COUNTY BY FACILITATING PROPOSED DEVELOPMENT THROUGH A STREAMLINED REVIEW PROCESS.

Objective: Continue to assist applicants through the Rezone, Site Plan and Subdivision processes.

Performance Measure: Approved Commercial Square Footage

FY17	FY18	FY19
<u>Actual</u>	<u>Actual</u>	<u>Projected</u>
541,881	493,092	400,000

Performance Measure: New Single Family Residential Lots

FY17	FY18	FY19
<u>Actual</u>	<u>Actual</u>	<u>Projected</u>
723	474	300

Performance Measure: Total Number of New Project Applications

FY17	FY18	FY19
<u>Actual</u>	<u>Actual</u>	<u>Projected</u>
425	442	450

Performance Measure: Approved Planned Development Re-Zoning for Multi Family Units

FY17	FY18	FY19
<u>Actual</u>	<u>Actual</u>	<u>Projected</u>
561	514	500

DEVELOPMENT SERVICES

FUND TYPE - DIVISION	FY17 ACTUALS	FY18 ADOPTED BUDGET	FY19 ADOPTED BUDGET	VARIANCE	%
01 GENERAL FUNDS					
11 BUILDING	33,707	57,548	61,841	4,292	7%
11 PLANNING AND DEVELOPMENT	1,060,114	2,070,830	2,103,804	32,973	2%
01 GENERAL FUNDS Total	1,093,821	2,128,379	2,165,645	37,266	2%
04 TRANSPORTATION FUNDS					
11 PLANNING AND DEVELOPMENT	6,536,795	6,924,779	7,240,619	315,840	5%
04 TRANSPORTATION FUNDS Total	6,536,795	6,924,779	7,240,619	315,840	5%
07 BUILDING FUNDS					
11 BUILDING	3,304,368	3,889,448	5,362,481	1,473,033	38%
07 BUILDING FUNDS Total	3,304,368	3,889,448	5,362,481	1,473,033	38%
11 GRANT FUNDS					
11 PLANNING AND DEVELOPMENT	0	0	0	0	
11 GRANT FUNDS Total	0	0	0	0	
13 SPECIAL REVENUE FUNDS					
11 PLANNING AND DEVELOPMENT	0	148,669	145,697	(2,972)	-2%
13 SPECIAL REVENUE FUNDS Total	0	148,669	145,697	(2,972)	-2%
Grand Total	10,934,984	13,091,275	14,914,442	1,823,167	14%

SEMINOLE COUNTY GOVERNMENT FY 2018/19 ADOPTED BUDGET DOCUMENT

DEVELOPMENT SERVICES DEPT

Building

Program Message

The Seminole County Building Program exists to ensure the safety of the built environment, by helping customers with varying levels of experience through the Permitting, Plan Review, and Inspections processes required by the Florida Building Code. The Building Program strives to operate in a fair and efficient manner using all available resources to meet customer needs and economic demands.

The Building Program consists of three primary functional areas of operations of Permitting, Plan Review, and Inspections along with Enforcement of Unpermitted Construction and overall Program Administration.

Permitting involves the administration and program management for the intake and technical screening of construction permit applications along with the eventual issuance and creation of Building, Mechanical, Plumbing, Gas, and Electrical Permits upon approval of the submitted documentation by the appropriate Program authority.

Each trade for permits issued is represented by an accompanying State Licensed Plan reviewer(s) that must perform a thorough review of all submitted Permit Application documentation while focusing on the scope of work as an initial guide for understanding submitted drawings and technical documents requiring review. All plan review is performed in detail to ensure that the construction project meets the minimum requirements of the Florida Building Code and other associated construction codes, and to avoid any need for later revision.

There are three separate Inspection Teams who are assigned by the construction trades of Building, Electrical and a combined team of Plumbing-Mechanical-Gas, who perform onsite inspections of the built environment by State Licensed Inspectors. Inspectors use the County approved plan drawings and technical documents to perform a thorough inspection at each site to ensure that the construction occurring onsite meets the requirements of the drawings. Many times Inspections must occur in stages with a Rough Inspection, followed by a Final Inspection.

The program provides the following services:

- Building Plan Review
- Building Permitting
- Building Inspection

DEVELOPMENT SERVICES

PROGRAM - ACCT MAJOR - OBJECT ACCT	FY17 ACTUALS	FY18 ADOPTED BUDGET	FY19 ADOPTED BUDGET	VARIANCE	%
11 BUILDING					
320 PERMITS FEES & SPECIAL ASM					
322100 BUILDING PERMITS	0	0	0	0	
322102 ELECTRICAL	0	0	0	0	
322103 PLUMBING	0	0	0	0	
322104 MECHANICAL	0	0	0	0	
322106 WELLS	0	0	0	0	
322107 SIGNS	0	0	0	0	
322108 GAS	0	0	0	0	
320 PERMITS FEES & SPECIAL ASM Total	0	0	0	0	
340 CHARGES FOR SERVICES					
342516 AFTER HOURS INSPECTIONS	0	0	0	0	
342590 REINSPECTIONS	0	0	0	0	
349210 FLOOD ZONE REVIEW	0	0	0	0	
340 CHARGES FOR SERVICES Total	0	0	0	0	
360 MISCELLANEOUS REVENUES					
361100 INTEREST ON INVESTMENTS	0	0	0	0	
364100 FIXED ASSET SALE PROCEEDS	0	0	0	0	
367110 COMPETENCY CERTIFICATE	0	0	0	0	
369900 MISCELLANEOUS-OTHER	0	0	0	0	
369910 COPYING FEES	0	0	0	0	
369925 CC CONVENIENCE FEES	0	0	0	0	
360 MISCELLANEOUS REVENUES Total	0	0	0	0	
399 FUND BALANCE					
399999 BEGINNING FUND BALANCE	0	0	0	0	
399 FUND BALANCE Total	0	0	0	0	
510 PERSONNEL SERVICES					
510120 REGULAR SALARIES & WAGES	1,902,314	2,176,645	2,874,116	697,471	32%
510140 OVERTIME	51,377	30,000	60,000	30,000	100%
510150 SPECIAL PAY	1,591	1,590	3,390	1,800	113%
510210 SOCIAL SECURITY MATCHING	141,620	170,311	222,165	51,853	30%
510220 RETIREMENT CONTRIBUTIONS	162,751	182,959	259,720	76,761	42%
510230 HEALTH AND LIFE INSURANCE	475,912	569,335	735,238	165,903	29%
510240 WORKERS COMPENSATION	34,274	50,033	53,274	3,241	6%
510 PERSONNEL SERVICES Total	2,769,838	3,180,874	4,207,903	1,027,029	32%
530 OPERATING EXPENDITURES					
530310 PROFESSIONAL SERVICES	0	0	0	0	
530340 OTHER SERVICES	83,618	109,660	307,400	197,740	180%
530400 TRAVEL AND PER DIEM	3,002	8,000	9,000	1,000	13%
530401 TRAVEL - TRAINING RELATED	1,905	4,450	5,400	950	21%
530450 INSURANCE	0	0	10,109	10,109	
530460 REPAIRS AND MAINTENANCE	0	300	300	0	0%
530490 OTHER CHARGES/OBLIGATIONS	5,084	6,500	11,500	5,000	77%
530510 OFFICE SUPPLIES	3,148	7,575	9,375	1,800	24%
530520 OPERATING SUPPLIES	4,677	12,574	20,388	7,814	62%
530522 OPERATING SUPPLIES-TECHNOLOGY	1,236	2,050	4,050	2,000	98%
530540 BOOKS, DUES PUBLICATIONS	12,433	23,687	23,687	0	0%
530550 TRAINING	9,424	30,200	30,200	0	0%
530 OPERATING EXPENDITURES Total	124,529	204,996	431,409	226,413	110%
540 INTERNAL SERVICE CHARGES					
540101 OTHER CHRGS/OB-INTERNAL	223,585	270,111	389,822	119,711	44%
540102 OTHER CHRGS/ADMIN FEE CONTRA	193,703	180,000	257,489	77,489	43%
540201 INTERNAL SER FEES-INSURANCE	5,493	13,158	0	(13,158)	-100%

DEVELOPMENT SERVICES

PROGRAM - ACCT MAJOR - OBJECT ACCT	FY17 ACTUALS	FY18 ADOPTED BUDGET	FY19 ADOPTED BUDGET	VARIANCE	%
540202 INTERNAL SERVICE FEES	0	16,357	19,995	3,638	22%
540 INTERNAL SERVICE CHARGES Total	422,780	479,625	667,305	187,680	39%
560 CAPITAL OUTLAY					
560620 BUILDINGS	0	5,453	0	(5,453)	-100%
560630 IMPROVEMENTS OTH THAN BLD	0	0	0	0	
560642 EQUIPMENT >\$4999	20,928	66,618	117,705	51,087	77%
560646 CAPITAL SOFTWARE>\$4,999	0	9,430	0	(9,430)	-100%
560 CAPITAL OUTLAY Total	20,928	81,501	117,705	36,204	44%
11 BUILDING Total	3,338,075	3,946,996	5,424,322	1,477,326	37%

**SEMINOLE COUNTY GOVERNMENT
FY 2018/19 ADOPTED BUDGET DOCUMENT**

DEVELOPMENT SERVICES DEPT

Development Services Business Office

Program Message

The Development Services Department Business Office provides leadership, management and financial oversight to the entire Department, including the County's Impact Fee program.

The program provides the following services:

- Annual Budget Development
- General and Financial Accounting
- Purchase order and contracts tracking
- Financial Reporting
- Accounts payable and Payroll
- Account reconciliation
- Impact Fees and Concurrency
- Oversees Department Leadership & Management

DEVELOPMENT SERVICES

PROGRAM - ACCT MAJOR - OBJECT ACCT	FY17 ACTUALS	FY18 ADOPTED BUDGET	FY19 ADOPTED BUDGET	VARIANCE	%
11 DEV SVCS BUSINESS OFFICE					
320 PERMITS FEES & SPECIAL ASM					
329170 ARBOR PERMIT	0	0	0	0	
329180 DREDGE/FILL PERMIT	0	0	0	0	
320 PERMITS FEES & SPECIAL ASM Total	0	0	0	0	
340 CHARGES FOR SERVICES					
341320 SCHOOL ADMIN FEE	0	0	0	0	
341910 ADDRESSING FEES	0	0	0	0	
349200 CONCURRENCY REVIEW	0	0	0	0	
340 CHARGES FOR SERVICES Total	0	0	0	0	
350 JUDGEMENTS FINES & FORFEIT					
354200 CODE ENFORCEMENT	0	0	0	0	
350 JUDGEMENTS FINES & FORFEIT Total	0	0	0	0	
360 MISCELLANEOUS REVENUES					
369900 MISCELLANEOUS-OTHER	0	0	0	0	
369910 COPYING FEES	0	0	0	0	
369911 MAPS AND PUBLICATIONS	0	0	0	0	
360 MISCELLANEOUS REVENUES Total	0	0	0	0	
510 PERSONNEL SERVICES					
510120 REGULAR SALARIES & WAGES	248,812	223,316	227,184	3,868	2%
510140 OVERTIME	2,751	0	0	0	
510150 SPECIAL PAY	2,310	2,310	2,310	0	0%
510210 SOCIAL SECURITY MATCHING	18,559	16,915	17,380	465	3%
510220 RETIREMENT CONTRIBUTIONS	31,126	30,129	32,649	2,520	8%
510230 HEALTH AND LIFE INSURANCE	47,269	46,782	58,688	11,906	25%
510240 WORKERS COMPENSATION	508	2,612	523	(2,089)	-80%
510 PERSONNEL SERVICES Total	351,335	322,063	338,733	16,669	5%
530 OPERATING EXPENDITURES					
530310 PROFESSIONAL SERVICES	0	5,000	5,000	0	0%
530340 OTHER SERVICES	6,188	159,029	152,697	(6,332)	-4%
530400 TRAVEL AND PER DIEM	16	200	200	0	0%
530401 TRAVEL - TRAINING RELATED	8	2,022	1,072	(950)	-47%
530510 OFFICE SUPPLIES	729	3,000	3,000	0	0%
530520 OPERATING SUPPLIES	932	750	750	0	0%
530522 OPERATING SUPPLIES-TECHNOLOGY	448	968	968	0	0%
530540 BOOKS, DUES PUBLICATIONS	74,981	95,483	96,660	1,177	1%
530550 TRAINING	680	1,680	1,180	(500)	-30%
530 OPERATING EXPENDITURES Total	83,981	268,132	261,527	(6,605)	-2%
540 INTERNAL SERVICE CHARGES					
540101 OTHER CHRGS/OB-INTERNAL	25,860	36,939	35,494	(1,444)	-4%
540102 OTHER CHRGS/ADMIN FEE CONTRA	19,998	0	0	0	
540202 INTERNAL SERVICE FEES	0	3,043	2,698	(345)	-11%
540 INTERNAL SERVICE CHARGES Total	45,857	39,981	38,192	(1,789)	-4%
560 CAPITAL OUTLAY					
560646 CAPITAL SOFTWARE>\$4,999	0	9,430	0	(9,430)	-100%
560 CAPITAL OUTLAY Total	0	9,430	0	(9,430)	-100%
11 DEV SVCS BUSINESS OFFICE Total	481,174	639,607	638,452	(1,155)	0%

SEMINOLE COUNTY GOVERNMENT FY 2018/19 ADOPTED BUDGET DOCUMENT

DEVELOPMENT SERVICES DEPT

Mass Transit Program (LYNX)

Program Message

The purpose of the Seminole County Mass Transit program (LYNX) is to provide transit opportunities for those who lack personal transportation, paratransit service to those with certified disabilities/handicaps, and to serve as an alternative mode of transportation to the personal car. The transit services offered provide residents access to jobs, schools, medical care and shopping markets throughout the Seminole/Orange/Osceola area. In 2014, the County expanded bus service in support of the four Seminole SunRail Commuter Stations.

The Mass Transit program is administered by the Development Services Department and is designed to plan and pay for transit services countywide. These services are provided through a contract between Seminole County and the Central Florida Regional Transportation Authority, aka LYNX; a standalone, governmental unit.

LYNX provides public transportation services to both the municipalities and unincorporated area of Seminole County in three modes:

- Fixed Bus Service - Offered along major transit corridors within the urban area of Seminole County, both incorporated and unincorporated.
- Americans with Disabilities Act (ADA) Paratransit Service - Known as ACCESS LYNX, this service provides residents unable to use the bus system due to certified disabilities and/or handicaps the ability to schedule a pickup and delivery by a van to accomplish basic living tasks such as medical appointments, etc. The service is available countywide, to both unincorporated and municipal residents.
- NeighborLink – A shuttle service providing on-call area wide pickup and drop-off.

DEVELOPMENT SERVICES

PROGRAM - ACCT MAJOR - OBJECT ACCT	FY17 ACTUALS	FY18 ADOPTED BUDGET	FY19 ADOPTED BUDGET	VARIANCE	%
11 MASS TRANSIT PROGRAM (LYNX)					
530 OPERATING EXPENDITURES					
530340 OTHER SERVICES	0	0	0	0	
530490 OTHER CHARGES/OBLIGATIONS	0	0	0	0	
530 OPERATING EXPENDITURES Total	0	0	0	0	
580 GRANTS & AIDS					
580811 AID TO GOVT AGENCIES	6,536,795	6,924,779	7,240,619	315,840	5%
580 GRANTS & AIDS Total	6,536,795	6,924,779	7,240,619	315,840	5%
11 MASS TRANSIT PROGRAM (LYNX) Total	6,536,795	6,924,779	7,240,619	315,840	5%

SEMINOLE COUNTY GOVERNMENT FY 2018/19 ADOPTED BUDGET DOCUMENT

DEVELOPMENT SERVICES DEPT

Planning and Development

Program Message

The purpose of the Planning and Development Program is to carry out the mission of Seminole County by providing excellent customer service in the administering of the State mandated Comprehensive Plan and the Land Development Code of Seminole County. This program ensures compatibility between existing and proposed developments and assists property owners in the pursuit of beneficial development, thereby protecting the quality of life in Seminole County.

Planning and Development administers programs and processes necessary to implement comprehensive and current planning to comply with state and county ordinances. The Program maintains effective public relations with other departments, state agencies, cities and the public in general. The Program presents applications and reports to the Board of County Commissioners, the Planning and Zoning Commission, the Board of Adjustment and, the Code Enforcement Special Magistrate and the Code Enforcement Board, which includes the gathering of planning, legal and engineering data, preparing special reports, general meeting preparation and public contacts. The Program holds meetings with customers on technical and contentious planning issues and attends Development Review Committee meetings. The Planning Program oversees numerous processes related to land use and zoning changes.

The program provides the following services:

- Long Range/Comprehensive Planning
- Current Planning, Zoning and Development Review
- Code Enforcement
- Board of Adjustment (zoning, variances and special exceptions)

DEVELOPMENT SERVICES

PROGRAM - ACCT MAJOR - OBJECT ACCT	FY17 ACTUALS	FY18 ADOPTED BUDGET	FY19 ADOPTED BUDGET	VARIANCE	%
11 PLANNING AND DEVELOPMENT					
320 PERMITS FEES & SPECIAL ASM					
329115 URBAN CHICKENS PERMIT	(300)	0	0	0	
329170 ARBOR PERMIT	(5,500)	0	0	0	
329180 DREDGE/FILL PERMIT	(750)	0	0	0	
329190 ABANDONED PROPERTY REGISTRATIO	(193,300)	0	0	0	
320 PERMITS FEES & SPECIAL ASM Total	(199,850)	0	0	0	
330 INTERGOVERNMENTAL REVENUE					
331599 FED - ECONOMIC ENVIRONMENT	0	0	0	0	
330 INTERGOVERNMENTAL REVENUE Total	0	0	0	0	
340 CHARGES FOR SERVICES					
341200 ZONING FEES	(469,214)	0	0	0	
341320 SCHOOL ADMIN FEE	(183,357)	0	0	0	
349200 CONCURRENCY REVIEW	(20,220)	0	0	0	
340 CHARGES FOR SERVICES Total	(672,791)	0	0	0	
350 JUDGEMENTS FINES & FORFEIT					
354200 CODE ENFORCEMENT	(27,534)	0	0	0	
350 JUDGEMENTS FINES & FORFEIT Total	(27,534)	0	0	0	
360 MISCELLANEOUS REVENUES					
369900 MISCELLANEOUS-OTHER	(40,015)	0	0	0	
369910 COPYING FEES	(2,989)	0	0	0	
369925 CC CONVENIENCE FEES	(1,662)	0	0	0	
360 MISCELLANEOUS REVENUES Total	(44,666)	0	0	0	
510 PERSONNEL SERVICES					
510120 REGULAR SALARIES & WAGES	938,649	976,512	979,111	2,599	0%
510140 OVERTIME	7,418	0	0	0	
510150 SPECIAL PAY	600	600	600	0	0%
510210 SOCIAL SECURITY MATCHING	69,293	73,964	74,902	938	1%
510220 RETIREMENT CONTRIBUTIONS	72,288	72,122	79,457	7,335	10%
510230 HEALTH AND LIFE INSURANCE	204,366	232,625	256,197	23,571	10%
510240 WORKERS COMPENSATION	1,907	2,610	3,667	1,056	40%
510 PERSONNEL SERVICES Total	1,294,521	1,358,433	1,393,933	35,500	3%
530 OPERATING EXPENDITURES					
530310 PROFESSIONAL SERVICES	26,094	60,000	48,000	(12,000)	-20%
530340 OTHER SERVICES	3,129	10,000	10,000	0	0%
530400 TRAVEL AND PER DIEM	36	500	500	0	0%
530401 TRAVEL - TRAINING RELATED	759	4,150	4,150	0	0%
530420 TRANSPORTATION	0	150	150	0	0%
530490 OTHER CHARGES/OBLIGATIONS	29,076	27,000	30,000	3,000	11%
530510 OFFICE SUPPLIES	1,787	2,500	2,500	0	0%
530520 OPERATING SUPPLIES	570	2,000	2,000	0	0%
530522 OPERATING SUPPLIES-TECHNOLOGY	499	600	600	0	0%
530540 BOOKS, DUES PUBLICATIONS	2,781	6,500	6,500	0	0%
530550 TRAINING	1,912	5,000	5,000	0	0%
530 OPERATING EXPENDITURES Total	66,642	118,400	109,400	(9,000)	-8%
540 INTERNAL SERVICE CHARGES					
540101 OTHER CHRGS/OB-INTERNAL	77,711	93,088	99,032	5,944	6%
540102 OTHER CHRGS/ADMIN FEE CONTRA	84,461	0	0	0	
540201 INTERNAL SER FEES-INSURANCE	445	493	0	(493)	-100%
540202 INTERNAL SERVICE FEES	0	9,479	8,684	(795)	-8%
540 INTERNAL SERVICE CHARGES Total	162,618	103,060	107,716	4,656	5%

DEVELOPMENT SERVICES

PROGRAM - ACCT MAJOR - OBJECT ACCT	FY17 ACTUALS	FY18 ADOPTED BUDGET	FY19 ADOPTED BUDGET	VARIANCE	%
580 GRANTS & AIDS					
580813 AID TO GOVT AGEN-DESIGN	0	0	0	0	0
580 GRANTS & AIDS Total	0	0	0	0	0
11 PLANNING AND DEVELOPMENT Total	578,941	1,579,893	1,611,049	31,156	2%



**SEMINOLE COUNTY GOVERNMENT
FY 2018/19 ADOPTED BUDGET DOCUMENT**

INFORMATION SERVICES DEPT

**ENTERPRISE SOFTWARE DEVELOPMENT
GEOGRAPHIC INFORMATION SYSTEMS
INFORMATION SERVICES BUSINESS OFFICE
NETWORK INFRASTRUCTURE SUPPORT
TELEPHONE SUPPORT & MAINTENANCE
WORKSTATION SUPPORT & MAINTENANCE**

**SEMINOLE COUNTY GOVERNMENT
FY 2018/19 ADOPTED BUDGET DOCUMENT**

INFORMATION SERVICES DEPT

Department Message

The Information Services Department's mission is to deliver and support technology throughout the County. The Department is organized into functional teams that work together to ensure the County's technology investments are properly maintained, secured, and available to enhance the efficiency of the delivery of County services. The Information Services Department partners with local municipalities and Constitutional agencies to share information and resources in order to support the overall mission to provide the best citizen experience while being fiscally responsible. The Department's budget is comprised of six programs that are focused on providing countywide technology services.

SEMINOLE COUNTY GOVERNMENT FY 2018/19 ADOPTED BUDGET DOCUMENT

INFORMATION SERVICES DEPT

Department Goals/Objectives/Performance Measures

GOAL: IMPROVE THE LEVEL OF SERVICE TO COUNTY EMPLOYEES.

Service Level Criteria:

Request Priority	Resolution Time
Emergency	4 Hours
High	8 Hours (1 Work Day)
Standard	24 Hours (3 Work Days)
Scheduled	40 Hours (5 Work Days)

Objective: Meet Service Level Criteria for the installation of PC software.

Performance Measure: Percentage of requests that meet Service Level Criteria

FY17	FY18	FY19
<u>Actual</u>	<u>Actual</u>	<u>Projected</u>
94.7%	93%	93.5%

Objective: Meet Service Level Criteria for the Deskside Support.

Performance Measure: Percentage of requests that meet Service Level Criteria

FY17	FY18	FY19
<u>Actual</u>	<u>Actual</u>	<u>Projected</u>
87.7%	87%	87.5%

Objective: Meet Service Level Criteria for moves, adds, and changes.

Performance Measure: Percentage of requests that meet Service Level Criteria

FY17	FY18	FY19
<u>Actual</u>	<u>Actual</u>	<u>Projected</u>
76.3%	91%	91.5%

Objective: Meet Service Level Criteria for Account Administration.

Performance Measure: Percentage of requests that meet Service Level Criteria

FY17	FY18	FY19
<u>Actual</u>	<u>Actual</u>	<u>Projected</u>
97.7%	96%	96.5%

**SEMINOLE COUNTY GOVERNMENT
FY 2018/19 ADOPTED BUDGET DOCUMENT**

INFORMATION SERVICES DEPT

Department Goals/Objectives/Performance Measures (CONT.)

Objective: Meet Service Level Criteria for the repair of printers/MFDs.

Performance Measure: Percentage of requests that meet Service Level Criteria

FY17	FY18	FY19
<u>Actual</u>	<u>Actual</u>	<u>Projected</u>
92.2%	95%	95.5%

Objective: Meet Service Level Criteria for the resolution of virus and spam notifications.

Performance Measure: Percentage of requests that meet Service Level Criteria

FY17	FY18	FY19
<u>Actual</u>	<u>Actual</u>	<u>Projected</u>
98.2%	96%	96.5%

Objective: Meet Service Level Criteria for network repair.

Performance Measure: Percentage of requests that meet Service Level Criteria

FY17	FY18	FY19
<u>Actual</u>	<u>Actual</u>	<u>Projected</u>
88.5%	94%	94.33%

Objective: Meet Service Level Criteria for the Customer Service Desk.

Performance Measure: Percentage of requests that meet Service Level Criteria

FY17	FY18	FY19
<u>Actual</u>	<u>Actual</u>	<u>Projected</u>
92.3%	75%	77.5%

INFORMATION SERVICES

FUND TYPE - DIVISION	FY17 ACTUALS	FY18 ADOPTED BUDGET	FY19 ADOPTED BUDGET	VARIANCE	%
01 GENERAL FUNDS					
14 INFORMATION SERVICES	6,559,332	7,627,168	8,311,366	684,199	9%
01 GENERAL FUNDS Total	6,559,332	7,627,168	8,311,366	684,199	9%
02 REPLACEMENT FUNDS					
14 INFORMATION SERVICES	526,522	605,581	600,265	(5,316)	-1%
02 REPLACEMENT FUNDS Total	526,522	605,581	600,265	(5,316)	-1%
06 FIRE DISTRICT FUNDS					
14 INFORMATION SERVICES	0	0	41,329	41,329	
06 FIRE DISTRICT FUNDS Total	0	0	41,329	41,329	
07 BUILDING FUNDS					
14 INFORMATION SERVICES	0	0	8,167	8,167	
07 BUILDING FUNDS Total	0	0	8,167	8,167	
19 WATER & SEWER FUNDS					
14 INFORMATION SERVICES	0	0	37,122	37,122	
19 WATER & SEWER FUNDS Total	0	0	37,122	37,122	
20 SOLID WASTE FUNDS					
14 INFORMATION SERVICES	0	0	9,157	9,157	
20 SOLID WASTE FUNDS Total	0	0	9,157	9,157	
Grand Total	7,085,854	8,232,749	9,007,406	774,658	9%

SEMINOLE COUNTY GOVERNMENT FY 2018/19 ADOPTED BUDGET DOCUMENT

INFORMATION SERVICES DEPT

Enterprise Software Development

Program Message

The Enterprise Software Development program consists of a managed team of ten software developers, database administrators, business analysts and application support personnel who are responsible for maintaining over 120 applications and databases throughout the County. The Information Services Department discourages the internal development of software unless it is unavoidable. This program's focus is on providing application support, reporting and integration services as well as maintaining and updating legacy systems.

This program is also responsible for the design and maintenance of the County's websites and primary document retention management system.

This program is measured based upon projects completed that add value and efficiency to the County's operations, as well as incident response and resolution times.

Key services provided by this program:

- Application Development
- Application Support
- Business Analysis
- Enterprise content management system
- Oversight of the County's records retention process
- Administration of the County's multi-function printer deployment

INFORMATION SERVICES

PROGRAM - ACCT MAJOR - OBJECT ACCT	FY17 ACTUALS	FY18 ADOPTED BUDGET	FY19 ADOPTED BUDGET	VARIANCE	%
14 ENTERPRISE SOFTWARE DEVELOP					
510 PERSONNEL SERVICES					
510120 REGULAR SALARIES & WAGES	676,824	754,974	821,014	66,040	9%
510140 OVERTIME	7,757	0	0	0	
510150 SPECIAL PAY	950	1,200	0	(1,200)	-100%
510210 SOCIAL SECURITY MATCHING	50,971	57,258	62,808	5,550	10%
510220 RETIREMENT CONTRIBUTIONS	52,259	59,279	67,816	8,537	14%
510230 HEALTH AND LIFE INSURANCE	100,954	122,430	173,960	51,530	42%
510240 WORKERS COMPENSATION	1,413	2,021	1,888	(133)	-7%
510 PERSONNEL SERVICES Total	891,128	997,161	1,127,485	130,324	13%
530 OPERATING EXPENDITURES					
530310 PROFESSIONAL SERVICES	4,800	5,000	5,000	0	0%
530340 OTHER SERVICES	129,268	149,030	150,112	1,082	1%
530400 TRAVEL AND PER DIEM	416	4,600	8,500	3,900	85%
530401 TRAVEL - TRAINING RELATED	1,060	3,000	3,000	0	0%
530440 RENTAL AND LEASES	229,679	305,696	305,696	0	0%
530460 REPAIRS AND MAINTENANCE	100,455	115,000	115,000	0	0%
530520 OPERATING SUPPLIES	21,793	24,000	24,000	0	0%
530521 EQUIPMENT \$1000-\$4999	3,050	0	0	0	
530522 OPERATING SUPPLIES-TECHNOLOGY	602,431	725,568	794,388	68,820	9%
530540 BOOKS, DUES PUBLICATIONS	195	800	1,750	950	119%
530550 TRAINING	28,554	31,800	31,800	0	0%
530 OPERATING EXPENDITURES Total	1,121,700	1,364,494	1,439,246	74,752	5%
540 INTERNAL SERVICE CHARGES					
540101 OTHER CHRGS/OB-INTERNAL	28,788	62,302	36,506	(25,796)	-41%
540102 OTHER CHRGS/ADMIN FEE CONTRA	64,875	0	0	0	
540202 INTERNAL SERVICE FEES	0	7,684	7,199	(485)	-6%
540 INTERNAL SERVICE CHARGES Total	93,663	69,986	43,705	(26,281)	-38%
560 CAPITAL OUTLAY					
560640 EQUIPMENT	0	0	0	0	
560646 CAPITAL SOFTWARE>\$4,999	0	250,000	0	(250,000)	-100%
560 CAPITAL OUTLAY Total	0	250,000	0	(250,000)	-100%
14 ENTERPRISE SOFTWARE DEVELOP Total	2,106,492	2,681,641	2,610,437	(71,205)	-3%

SEMINOLE COUNTY GOVERNMENT FY 2018/19 ADOPTED BUDGET DOCUMENT

INFORMATION SERVICES DEPT

Geographic Information Systems

Program Message

The Seminole County GIS (Geographic Information Systems) program provides mapping and spatial analysis services to the County. The program produces over 300 layers of information detailing everything from addresses to physical assets and infrastructure.

GIS has become increasingly vital to the County's ability to provide excellent public safety through improved incident response times as well as general efficiencies by reducing drive times and providing problem analysis based upon geographic location.

This program is measured based upon projects completed that add value and efficiency to the County's operations.

Key services provided by this program:

- Spatial Analysis
- Layer Production
- Map Production

INFORMATION SERVICES

PROGRAM - ACCT MAJOR - OBJECT ACCT	FY17 ACTUALS	FY18 ADOPTED BUDGET	FY19 ADOPTED BUDGET	VARIANCE	%
14 GEOGRAPHIC INFORMATION SYST					
510 PERSONNEL SERVICES					
510120 REGULAR SALARIES & WAGES	274,333	282,215	287,804	5,589	2%
510140 OVERTIME	3,736	0	0	0	
510210 SOCIAL SECURITY MATCHING	20,952	21,376	22,017	641	3%
510220 RETIREMENT CONTRIBUTIONS	21,219	22,130	23,773	1,642	7%
510230 HEALTH AND LIFE INSURANCE	40,951	46,701	55,169	8,469	18%
510240 WORKERS COMPENSATION	549	754	662	(92)	-12%
510 PERSONNEL SERVICES Total	361,740	373,175	389,424	16,249	4%
530 OPERATING EXPENDITURES					
530310 PROFESSIONAL SERVICES	0	0	0	0	
530400 TRAVEL AND PER DIEM	1,666	2,000	2,000	0	0%
530510 OFFICE SUPPLIES	1,701	2,300	2,300	0	0%
530520 OPERATING SUPPLIES	0	0	0	0	
530521 EQUIPMENT \$1000-\$4999	0	2,500	0	(2,500)	-100%
530522 OPERATING SUPPLIES-TECHNOLOGY	109,703	113,467	117,167	3,700	3%
530540 BOOKS, DUES PUBLICATIONS	0	0	0	0	
530550 TRAINING	1,290	3,000	3,000	0	0%
530 OPERATING EXPENDITURES Total	114,361	123,267	124,467	1,200	1%
540 INTERNAL SERVICE CHARGES					
540101 OTHER CHRGS/OB-INTERNAL	187,714	270,416	282,075	11,659	4%
540102 OTHER CHRGS/ADMIN FEE CONTRA	20,893	0	0	0	
540202 INTERNAL SERVICE FEES	0	6,659	6,290	(370)	-6%
540 INTERNAL SERVICE CHARGES Total	208,608	277,075	288,364	11,290	4%
14 GEOGRAPHIC INFORMATION SYST Total	684,708	773,517	802,256	28,739	4%

SEMINOLE COUNTY GOVERNMENT FY 2018/19 ADOPTED BUDGET DOCUMENT

INFORMATION SERVICES DEPT

Information Services Business Office

Program Message

This program provides strategic direction and policy for all information systems countywide in addition to the centralized administration and oversight for the Information Services Department. Additional responsibilities include: managing the operating budget, general and financial accounting including payroll and accounts payable; and oversight and coordination for countywide IT purchases and strategic planning. This program also provides administrative support countywide for: voice, data, and long distance plans; air cards, cell phones, and accessories; as well as inventory and procurement support of computer workstations and technology for all county departments.

Key services provided by this program:

- Department Administration
- Budget Management
- Financial Accounting
- Purchasing Oversight

INFORMATION SERVICES

PROGRAM - ACCT MAJOR - OBJECT ACCT	FY17 ACTUALS	FY18 ADOPTED BUDGET	FY19 ADOPTED BUDGET	VARIANCE	%
14 IS BUSINESS OFFICE					
510 PERSONNEL SERVICES					
510120 REGULAR SALARIES & WAGES	235,053	248,032	230,741	(17,292)	-7%
510140 OVERTIME	11,486	0	0	0	
510150 SPECIAL PAY	3,300	3,300	3,300	0	0%
510210 SOCIAL SECURITY MATCHING	18,508	18,787	17,652	(1,135)	-6%
510220 RETIREMENT CONTRIBUTIONS	37,828	41,361	39,881	(1,480)	-4%
510230 HEALTH AND LIFE INSURANCE	38,443	43,397	49,270	5,873	14%
510240 WORKERS COMPENSATION	553	663	531	(132)	-20%
510 PERSONNEL SERVICES Total	345,172	355,541	341,374	(14,167)	-4%
530 OPERATING EXPENDITURES					
530310 PROFESSIONAL SERVICES	23,546	10,000	10,000	0	0%
530340 OTHER SERVICES	(750)	0	0	0	
530400 TRAVEL AND PER DIEM	746	1,200	1,200	0	0%
530440 RENTAL AND LEASES	0	0	0	0	
530450 INSURANCE	0	0	318	318	
530510 OFFICE SUPPLIES	1,726	2,500	2,500	0	0%
530520 OPERATING SUPPLIES	203	500	500	0	0%
530522 OPERATING SUPPLIES-TECHNOLOGY	248	0	0	0	
530540 BOOKS, DUES PUBLICATIONS	692	1,675	1,675	0	0%
530550 TRAINING	425	2,000	2,000	0	0%
530 OPERATING EXPENDITURES Total	26,837	17,875	18,193	318	2%
540 INTERNAL SERVICE CHARGES					
540101 OTHER CHRGS/OB-INTERNAL	9,496	23,562	24,190	628	3%
540102 OTHER CHRGS/ADMIN FEE CONTRA	19,628	0	0	0	
540201 INTERNAL SER FEES-INSURANCE	674	424	0	(424)	-100%
540202 INTERNAL SERVICE FEES	0	3,607	3,297	(310)	-9%
540 INTERNAL SERVICE CHARGES Total	29,798	27,593	27,487	(106)	0%
560 CAPITAL OUTLAY					
560646 CAPITAL SOFTWARE>\$4,999	0	0	0	0	
560 CAPITAL OUTLAY Total	0	0	0	0	
14 IS BUSINESS OFFICE Total	401,807	401,009	387,054	(13,955)	-3%

SEMINOLE COUNTY GOVERNMENT FY 2018/19 ADOPTED BUDGET DOCUMENT

INFORMATION SERVICES DEPT

Network Infrastructure Support

Program Message

This program is responsible for the support, maintenance, lifecycle management, service delivery, security of servers, storage, data centers, and associated systems. Examples of these services include: email, website access, user account administration, electronic file storage, and the housing of server-based software.

This program ensures disaster recovery by performing backups of critical software systems and data, ensures the security of critical servers, and designs data centers for reliability and availability. Performance of this team is measured on its ability to meet service levels associated with system up-time and data loss prevention.

Key services provided by this program:

- Account Administration
- Application Hosting Services
- Data Storage Services
- Email Services
- Remote Access Services
- Security Services
- Technology Consulting Services

INFORMATION SERVICES

PROGRAM - ACCT MAJOR - OBJECT ACCT	FY17 ACTUALS	FY18 ADOPTED BUDGET	FY19 ADOPTED BUDGET	VARIANCE	%
14 NETWORK INFRASTRUCTURE SUPP					
510 PERSONNEL SERVICES					
510120 REGULAR SALARIES & WAGES	365,401	419,871	488,522	68,651	16%
510140 OVERTIME	24,346	13,200	13,200	0	0%
510150 SPECIAL PAY	0	0	0	0	
510210 SOCIAL SECURITY MATCHING	28,695	32,867	38,382	5,515	17%
510220 RETIREMENT CONTRIBUTIONS	29,744	34,027	41,442	7,415	22%
510230 HEALTH AND LIFE INSURANCE	62,267	76,213	114,917	38,704	51%
510240 WORKERS COMPENSATION	1,012	1,160	1,154	(6)	-1%
510 PERSONNEL SERVICES Total	511,465	577,339	697,617	120,278	21%
530 OPERATING EXPENDITURES					
530310 PROFESSIONAL SERVICES	3,960	5,000	5,000	0	0%
530400 TRAVEL AND PER DIEM	686	300	300	0	0%
530440 RENTAL AND LEASES	0	0	0	0	
530460 REPAIRS AND MAINTENANCE	7,729	17,000	17,000	0	0%
530520 OPERATING SUPPLIES	20,294	26,000	27,000	1,000	4%
530521 EQUIPMENT \$1000-\$4999	0	0	0	0	
530522 OPERATING SUPPLIES-TECHNOLOGY	54,555	64,450	47,450	(17,000)	-26%
530540 BOOKS, DUES PUBLICATIONS	0	0	0	0	
530550 TRAINING	5,210	11,994	11,994	0	0%
530 OPERATING EXPENDITURES Total	92,434	124,744	108,744	(16,000)	-13%
540 INTERNAL SERVICE CHARGES					
540101 OTHER CHRGS/OB-INTERNAL	19,765	23,679	24,240	561	2%
540102 OTHER CHRGS/ADMIN FEE CONTRA	49,061	0	0	0	
540202 INTERNAL SERVICE FEES	0	1,390	1,390	0	0%
540 INTERNAL SERVICE CHARGES Total	68,826	25,069	25,630	561	2%
14 NETWORK INFRASTRUCTURE SUPP Total	672,724	727,152	831,991	104,839	14%

SEMINOLE COUNTY GOVERNMENT FY 2018/19 ADOPTED BUDGET DOCUMENT

INFORMATION SERVICES DEPT

Telephone Support & Maintenance

Program Message

This program is responsible for the design, implementation, support, maintenance, availability and security of the County's data and voice networks. Examples of these services include: phone system troubleshooting and repair, network troubleshooting and repair, installation and management of public and internal wireless local area networking (WIFI) systems, installation and management of security cameras and overall network security and firewall support.

The performance of this team is measured based upon the availability and performance of the County's network and telephone systems as well as incident response and repair times.

Key services provided by this program:

- Internet Access
- Network Services
- Wireless Services
- Security Services
- Site Design and Build Services
- Technology Consulting Services
- Telephone Services
- Video Services

INFORMATION SERVICES

PROGRAM - ACCT MAJOR - OBJECT ACCT	FY17 ACTUALS	FY18 ADOPTED BUDGET	FY19 ADOPTED BUDGET	VARIANCE	%
14 TELEPHONE SUPPORT & MAINT					
510 PERSONNEL SERVICES					
510120 REGULAR SALARIES & WAGES	442,504	455,128	464,140	9,011	2%
510140 OVERTIME	28,076	14,252	14,252	(0)	0%
510210 SOCIAL SECURITY MATCHING	34,352	35,563	35,507	(56)	0%
510220 RETIREMENT CONTRIBUTIONS	35,958	36,818	38,338	1,520	4%
510230 HEALTH AND LIFE INSURANCE	85,030	95,533	110,077	14,544	15%
510240 WORKERS COMPENSATION	906	1,217	1,068	(149)	-12%
510 PERSONNEL SERVICES Total	626,826	638,510	663,381	24,870	4%
530 OPERATING EXPENDITURES					
530310 PROFESSIONAL SERVICES	24,000	30,000	30,000	0	0%
530340 OTHER SERVICES	0	5,000	5,000	0	0%
530400 TRAVEL AND PER DIEM	0	0	0	0	
530410 COMMUNICATIONS	550,244	597,501	668,984	71,483	12%
530411 COMMUNICATIONS - EQUIPMENT	27,359	29,502	31,440	1,938	7%
530460 REPAIRS AND MAINTENANCE	25,619	30,000	30,000	0	0%
530520 OPERATING SUPPLIES	7,229	6,950	6,950	0	0%
530521 EQUIPMENT \$1000-\$4999	0	0	0	0	
530522 OPERATING SUPPLIES-TECHNOLOGY	62,302	101,000	102,150	1,150	1%
530550 TRAINING	2,048	9,828	9,828	0	0%
530 OPERATING EXPENDITURES Total	698,801	809,781	884,352	74,571	9%
540 INTERNAL SERVICE CHARGES					
540101 OTHER CHRGS/OB-INTERNAL	28,408	31,959	43,306	11,347	36%
540102 OTHER CHRGS/ADMIN FEE CONTRA	38,208	0	0	0	
540202 INTERNAL SERVICE FEES	0	4,286	3,918	(368)	-9%
540 INTERNAL SERVICE CHARGES Total	66,616	36,245	47,224	10,980	30%
560 CAPITAL OUTLAY					
560620 BUILDINGS	0	0	0	0	
560630 IMPROVEMENTS OTH THAN BLD	0	0	759,514	759,514	
560640 EQUIPMENT	0	0	0	0	
560642 EQUIPMENT >\$4999	0	48,500	0	(48,500)	-100%
560 CAPITAL OUTLAY Total	0	48,500	759,514	711,014	1466%
14 TELEPHONE SUPPORT & MAINT Total	1,392,243	1,533,036	2,354,471	821,435	54%

SEMINOLE COUNTY GOVERNMENT FY 2018/19 ADOPTED BUDGET DOCUMENT

INFORMATION SERVICES DEPT

Workstation Support & Maintenance

Program Message

This program is responsible for providing county switchboard services, computer help desk and the support and maintenance of computer workstations, peripherals, and locally installed applications. This program also provides on-site technical support, troubleshooting and computer refreshes.

The performance of this program is measured based upon a number of service levels including call answering time and incident resolution time based upon priority. The general functions of this program are currently outsourced to Vitol, Inc.

Key services provided by this program:

- County Switchboard
- Computer Help Desk
- Computer Workstation Support

INFORMATION SERVICES

PROGRAM - ACCT MAJOR - OBJECT ACCT	FY17 ACTUALS	FY18 ADOPTED BUDGET	FY19 ADOPTED BUDGET	VARIANCE	%
14 WORKSTATION SUPPORT & MAINT					
340 CHARGES FOR SERVICES					
341210 INTERNAL SERVICE FEES	0	0	0	0	
340 CHARGES FOR SERVICES Total	0	0	0	0	
510 PERSONNEL SERVICES					
510120 REGULAR SALARIES & WAGES	0	0	0	0	
510210 SOCIAL SECURITY MATCHING	0	0	0	0	
510220 RETIREMENT CONTRIBUTIONS	0	0	0	0	
510230 HEALTH AND LIFE INSURANCE	0	0	0	0	
510 PERSONNEL SERVICES Total	0	0	0	0	
530 OPERATING EXPENDITURES					
530310 PROFESSIONAL SERVICES	794,312	963,944	914,920	(49,024)	-5%
530340 OTHER SERVICES	50,754	50,004	50,004	0	0%
530440 RENTAL AND LEASES	339,960	442,020	446,325	4,305	1%
530450 INSURANCE	0	0	1,566	1,566	
530460 REPAIRS AND MAINTENANCE	0	0	0	0	
530510 OFFICE SUPPLIES	3	0	0	0	
530520 OPERATING SUPPLIES	14,109	23,420	15,000	(8,420)	-36%
530521 EQUIPMENT \$1000-\$4999	5,184	41,611	27,100	(14,511)	-35%
530522 OPERATING SUPPLIES-TECHNOLOGY	474,091	434,936	440,160	5,224	1%
530 OPERATING EXPENDITURES Total	1,678,412	1,955,935	1,895,075	(60,860)	-3%
540 INTERNAL SERVICE CHARGES					
540101 OTHER CHRGS/OB-INTERNAL	42,859	33,777	372	(33,405)	-99%
540102 OTHER CHRGS/ADMIN FEE CONTRA	0	0	0	0	
540201 INTERNAL SER FEES-INSURANCE	1,190	946	0	(946)	-100%
540202 INTERNAL SERVICE FEES	0	3,385	0	(3,385)	-100%
540 INTERNAL SERVICE CHARGES Total	44,049	38,108	372	(37,736)	-99%
560 CAPITAL OUTLAY					
560642 EQUIPMENT >\$4999	105,419	121,000	125,751	4,751	4%
560646 CAPITAL SOFTWARE>\$4,999	0	0	0	0	
560 CAPITAL OUTLAY Total	105,419	121,000	125,751	4,751	4%
14 WORKSTATION SUPPORT & MAINT Total	1,827,880	2,115,043	2,021,198	(93,845)	-4%



**SEMINOLE COUNTY GOVERNMENT
FY 2018/19 ADOPTED BUDGET DOCUMENT**

RESOURCE MANAGEMENT DEPT

<p>CENTRAL CHARGES</p> <p>MAIL SERVICES</p> <p>MSBU PROGRAM</p> <p>OFFICE OF MANAGEMENT & BUDGET</p> <p>PRINTING SERVICES</p> <p>PURCHASING AND CONTRACTS</p> <p>RECIPIENT AGENCY GRANTS</p> <p>RESOURCE MANAGEMENT BUSINESS OFFICE</p> <p>RISK MANAGEMENT</p>

**SEMINOLE COUNTY GOVERNMENT
FY 2018/19 ADOPTED BUDGET DOCUMENT**

RESOURCE MANAGEMENT DEPT

Department Message

The Resource Management Department focuses on improving Seminole County Citizens' quality of life through the provision of an effective and efficient government. The department is committed to promoting long-term fiscal stability and resiliency, acting as stewards of the County's financial resources. The Department works to foster transparency and accountability with respect to financial matters; ensuring compliance with applicable laws, rules and regulations. The Department provides information and analysis that assists the County Manager and Board of County Commissioners in their ultimate goals of providing leadership and services to the citizens of Seminole County.

The Department strives to provide sound fiscal management, policy development, timely and accurate information, quality assistance, and reliable recommendations relative to the County's strategic priorities.

SEMINOLE COUNTY GOVERNMENT FY 2018/19 ADOPTED BUDGET DOCUMENT

RESOURCE MANAGEMENT DEPT

Department Goals/Objectives/Performance Measures

GOAL: TO PRODUCE A CONSOLIDATED NON-AD VALOREM ASSESSMENT ROLL THAT IS ACCURATE, STATUTORILY SOUND AND SUFFICIENT TO GENERATE THE REVENUE REQUIRED TO FUND THE ASSESSMENT-FUNDED PUBLIC SERVICES AUTHORIZED BY THE BOARD OF COUNTY COMMISSIONERS.

Objective: Follow established protocol for conducting routine and periodic record audits and data checks to confirm accuracy of data throughout year and prior to generation of the annual assessment roll.

Objective: Provide weekly response to changes yielded by property record updates, notices of annexation, certificates of occupancy, raze permits, and building permits.

Performance Measure: Number of Assessment Corrections

FY17	FY18	FY19
<u>Actual</u>	<u>Actual</u>	<u>Projected</u>
61 of 122,881	46 of 123,272	25

Performance Measure: Number of Assessment Refunds

FY17	FY18	FY19
<u>Actual</u>	<u>Actual</u>	<u>Projected</u>
7 of 122,881	35 of 123,272	5

FY18 accuracy impacted due to database revisions that delayed response to certain types of property records changes until after Tax Roll submittal deadline.

GOAL: TO PROVIDE FINANCIAL MANAGEMENT OF ACTIVE MSBU'S IN A MANNER THAT PROMOTES STABILITY AND SUSTAINABILITY RELATIVE TO THE PUBLIC SERVICES FUNDED BY NON-AD VALOREM ASSESSMENTS.

Objective: Maintain annual rate adjustments with +/- \$5.00 of prior year rate for street lighting and residential solid waste management assessments.

Performance Measure: % of Residential Solid Waste Rate Changes within +/- \$5.00

FY17	FY18	FY19
<u>Actual</u>	<u>Actual</u>	<u>Projected</u>
100%	100%	100%

SEMINOLE COUNTY GOVERNMENT FY 2018/19 ADOPTED BUDGET DOCUMENT

RESOURCE MANAGEMENT DEPT

Department Goals/Objectives/Performance (CONT.)

Performance Measure: % of Street Lighting Rate Changes within +/- \$5.00

FY17	FY18	FY19
<u>Actual</u>	<u>Actual</u>	<u>Projected</u>
97.68%	95.98%	99.99%

GOAL: PROVIDE EFFECTIVE INFORMATION TO THE CITIZENS, BOARD OF COUNTY COMMISSIONERS, COUNTY STAFF, AND THE GOVERNMENT FINANCE OFFICERS ASSOCIATION (GFOA).

Objective: Utilize best practices when preparing a communication device, policy document, financial plan, and operations guide.

Performance Measure: Achievement of GFOA Distinguished Budget Presentation Award

FY16	FY17	FY18	FY19
<u>Actual</u>	<u>Actual</u>	<u>Projected</u>	<u>Projected</u>
Yes	Yes	Yes	Yes

Performance Measure: Develop and adopt the County's annual budget prior to October 1st of the preceding year

FY16	FY17	FY18	FY19
<u>Actual</u>	<u>Actual</u>	<u>Projected</u>	<u>Projected</u>
Yes	Yes	Yes	Yes

GOAL: DEVELOP AN ACCURATE BUDGET THAT ALLOWS COUNTYWIDE DEPARTMENTS TO MEET THEIR GOALS AND OBJECTIVES AT THE LOWEST COST WITH MAXIMUM EFFICIENCY AND VALUE TO THE TAXPAYERS.

Objective: Minimize the number of amendments to the Board Approved Budget.

Performance Measure: Process less than 50 Budget Transfer Requests per year

FY16	FY17	FY18	FY19
<u>Actual</u>	<u>Actual</u>	<u>Projected</u>	<u>Projected</u>
96	31	30	30

SEMINOLE COUNTY GOVERNMENT FY 2018/19 ADOPTED BUDGET DOCUMENT

RESOURCE MANAGEMENT DEPT

Department Goals/Objectives/Performance (CONT.)

Objective: Minimize the amount of unnecessary budget in the approved countywide base operating budget, so that a minimum of 96% of this budget is expended.

Performance Measure: >95% of Countywide base operating budget expended

FY16	FY17	FY18	FY19
<u>Actual</u>	<u>Actual</u>	<u>Projected</u>	<u>Projected</u>
96.8%	98.3%	97%	>95%

Objective: Minimize the number of budgeted non-base projects (Fleet, Equipment, CIP) with no activity during the year to <30% of non-base projects.

Performance Measure: <30% of budgeted non-base projects with no activity

FY16	FY17	FY18	FY19
<u>Actual</u>	<u>Actual</u>	<u>Projected</u>	<u>Projected</u>
226/685	222/562	233/634	195/650
33%	39.5%	37%	30%

GOAL: PROVIDE MAXIMUM USAGE OF THE PROCUREMENT PROCESS USING BIDS, RFPS AND BEST VALUE PROCUREMENT PRACTICES.

Objective: Provide best in class procurement services using procurement policies, procedures and regulations to deliver the overall Best Value (price and value) to our citizens.

Performance Measure: Savings using the competitive process and negotiations

FY17	FY18	FY19
<u>Actual</u>	<u>Actual</u>	<u>Projected</u>
\$6,223,304	\$5,971,062	\$6 million

Performance Measure: Total number of competitive procurements over \$5K

FY17	FY18	FY19
<u>Actual</u>	<u>Actual</u>	<u>Projected</u>
113	131	135

SEMINOLE COUNTY GOVERNMENT FY 2018/19 ADOPTED BUDGET DOCUMENT

RESOURCE MANAGEMENT DEPT

Department Goals/Objectives/Performance (CONT.)

GOAL: CONTINUE TO DEVELOP AND UTILIZE E-PROCUREMENT/E-COMMERCE TO ENHANCE PROCUREMENT EFFICIENCIES.

Objective: Use J.D. Edwards' enhancements to be the principal procurement software and embrace new functionality that enhances efficiencies to shorten the Procurement Administrative Lead Time (PALT) calendar days from the time large contract and purchase order requisitions are approved by the Department to the time it is awarded by the Purchasing and Contracts Program.

Performance Measure: PALT calendar days from the time the large contract requisition is approved by the Department to the time it is awarded by the Purchasing and Contracts Program

FY17	FY18	FY19
<u>Actual</u>	<u>Actual</u>	<u>Projected</u>
131	139	125

Performance Measure: PALT calendar days from the time the purchase order requisition is approved by the Department to the time it is awarded by the Purchasing and Contracts Program

FY17	FY18	FY19
<u>Actual</u>	<u>Actual</u>	<u>Projected</u>
5	5	5

Objective: Use VendorLink as the County's main portal do to business with vendors and maximize the functionality of this software.

Performance Measure: Registered vendors in VendorLink

FY17	FY18	FY19
<u>Actual</u>	<u>Actual</u>	<u>Projected</u>
21,828	29,134	30,000

GOAL: EXPAND USE OF PROCUREMENT CARD VERSUS PURCHASE ORDERS.

Objective: Use the County's Purchasing Card program to reduce the number of costly purchase orders.

Performance Measure: Number of Card users

FY17	FY18	FY19
<u>Actual</u>	<u>Actual</u>	<u>Projected</u>
195	213	220

SEMINOLE COUNTY GOVERNMENT FY 2018/19 ADOPTED BUDGET DOCUMENT

RESOURCE MANAGEMENT DEPT

Department Goals/Objectives/Performance (CONT.)

Objective: Use the County's Purchasing Card to increase the County's rebate by paying large targeted invoices for payment.

Performance Measure: Rebate to the County

FY17	FY18	FY19
<u>Actual</u>	<u>Actual</u>	<u>Projected</u>
\$119,572	\$138,784	\$140,000

GOAL: ENHANCE THE EDUCATION OF PURCHASING STAFF, INTERNAL CUSTOMERS, AND VENDORS IN THE AREA OF PURCHASING AND CONTRACTS.

Objective: Provide countywide training classes on Basic Purchasing, Basic Contracting, Advanced Purchasing and Contracts, and Policies and Procedure.

Performance Measure: Number of Countywide classes

FY17	FY18	FY19
<u>Actual</u>	<u>Actual</u>	<u>Projected</u>
6	8	9

Includes classes provided for the Comptroller

Objective: Provide Professional Procurement classes for Purchasing and Contracts staff.

Performance Measure: Number of Professional Procurement classes for Purchasing and Contracts Program staff

FY17	FY18	FY19
<u>Actual</u>	<u>Actual</u>	<u>Projected</u>
15	15	15

Objective: Provide vendor educational seminars/classes, trade shows, speaking engagements, small business, and women/veteran/minority owner meetings.

Performance Measure: Number of events conducted

FY17	FY18	FY19
<u>Actual</u>	<u>Actual</u>	<u>Projected</u>
10	9	10

RESOURCE MANAGEMENT

FUND TYPE - DIVISION	FY17 ACTUALS	FY18 ADOPTED BUDGET	FY19 ADOPTED BUDGET	VARIANCE	%
01 GENERAL FUNDS					
18 OFFICE OF MANAGEMENT & BUDG	724,909	924,578	1,202,453	277,875	30%
18 PRINT & MAIL	421,223	612,966	624,893	11,927	2%
18 PURCHASING & CONTRACTS	1,173,306	1,186,464	1,231,081	44,617	4%
18 RM BUSINESS OFFICE	3,721,339	9,013,203	8,205,719	(807,483)	-9%
01 GENERAL FUNDS Total	6,040,777	11,737,211	11,264,146	(473,065)	-4%
02 REPLACEMENT FUNDS					
18 PRINT & MAIL	0	0	21,719	21,719	
02 REPLACEMENT FUNDS Total	0	0	21,719	21,719	
11 GRANT FUNDS					
18 OFFICE OF MANAGEMENT & BUDG	(787)	0	0	(0)	-100%
11 GRANT FUNDS Total	(787)	0	0	(0)	-100%
16 MSBU FUNDS					
18 MSBU	16,921,133	19,625,134	20,053,460	428,326	2%
16 MSBU FUNDS Total	16,921,133	19,625,134	20,053,460	428,326	2%
17 DEBT SERVICE FUNDS					
18 RM BUSINESS OFFICE	9,908,927	9,911,401	9,917,258	5,857	0%
17 DEBT SERVICE FUNDS Total	9,908,927	9,911,401	9,917,258	5,857	0%
22 INTERNAL SERVICE FUNDS					
18 RISK MANAGEMENT	4,520,677	4,929,498	5,105,308	175,810	4%
22 INTERNAL SERVICE FUNDS Total	4,520,677	4,929,498	5,105,308	175,810	4%
Grand Total	37,390,727	46,203,245	46,361,891	158,646	0%

**SEMINOLE COUNTY GOVERNMENT
FY 2018/19 ADOPTED BUDGET DOCUMENT**

RESOURCE MANAGEMENT DEPT

Central Charges

Program Message

Central Charges represent a collection of centralized accounts for expenditures of a countywide nature, not related to any single operating department or program. Expenses primarily include Community Redevelopment Agency (CRA) payments, debt payments, PTO payout to employees upon termination, county document recording, countywide external accounting and audit contracts, and postage for tax notices and property insurance for general government facilities.

The program provides the following services:

- Allow for non-departmental transactions to be recorded in the County's financial accounting system

RESOURCE MANAGEMENT

PROGRAM - ACCT MAJOR - OBJECT ACCT	FY17 ACTUALS	FY18 ADOPTED BUDGET	FY19 ADOPTED BUDGET	VARIANCE	%
18 CENTRAL CHARGES					
380 OTHER SOURCES					
385100 PROCEEDS OF REFUNDING BONDS	0	0	0	0	
380 OTHER SOURCES Total	0	0	0	0	
510 PERSONNEL SERVICES					
510120 REGULAR SALARIES & WAGES	327,416	594,323	594,323	0	0%
510150 SPECIAL PAY	321	0	0	0	
510210 SOCIAL SECURITY MATCHING	24,881	45,466	45,466	0	0%
510220 RETIREMENT CONTRIBUTIONS	24,876	0	0	0	
510230 HEALTH AND LIFE INSURANCE	3,623	0	0	0	
510240 WORKERS COMPENSATION	1,241	0	0	0	
510250 UNEMPLOYMENT COMPENSATION	19,124	0	0	0	
510 PERSONNEL SERVICES Total	401,482	639,789	639,789	0	0%
530 OPERATING EXPENDITURES					
530310 PROFESSIONAL SERVICES	55,274	75,000	75,000	0	0%
530320 ACCOUNTING AND AUDITING	257,535	250,000	250,000	0	0%
530340 OTHER SERVICES	0	45,000	45,000	0	0%
530400 TRAVEL AND PER DIEM	0	0	0	0	
530420 TRANSPORTATION	113,478	110,000	110,000	0	0%
530450 INSURANCE	0	0	184,369	184,369	
530490 OTHER CHARGES/OBLIGATIONS	145,876	104,000	104,000	0	0%
530499 CHARGES/OBLIGATIONS-CONTINGENC	0	0	0	0	
530520 OPERATING SUPPLIES	16,354	0	0	0	
530550 TRAINING	35,048	0	0	0	
530 OPERATING EXPENDITURES Total	623,565	584,000	768,369	184,369	32%
540 INTERNAL SERVICE CHARGES					
540102 OTHER CHRGS/ADMIN FEE CONTRA	34,806	4,860,000	4,826,995	(33,005)	-1%
540201 INTERNAL SER FEES-INSURANCE	179,766	203,109	0	(203,109)	-100%
540 INTERNAL SERVICE CHARGES Total	214,572	5,063,109	4,826,995	(236,114)	-5%
570 DEBT SERVICE					
570710 PRINCIPAL	5,674,000	5,862,000	6,066,000	204,000	3%
570720 INTEREST	4,233,677	4,048,151	3,850,008	(198,143)	-5%
570730 OTHER DEBT SERVICE	1,450	1,250	1,250	0	0%
570750 BOND ISSUANCE COSTS	0	0	0	0	
570 DEBT SERVICE Total	9,909,127	9,911,401	9,917,258	5,857	0%
580 GRANTS & AIDS					
580811 AID TO GOVT AGENCIES	2,009,357	2,267,673	1,576,145	(691,528)	-30%
580821 AID TO PRIVATE ORGANIZATIONS	0	0	0	0	
580 GRANTS & AIDS Total	2,009,357	2,267,673	1,576,145	(691,528)	-30%
590 INTERFUND TRANSFERS OUT					
590951 PAYMENT TO ESCROW AGENT	0	0	0	0	
590 INTERFUND TRANSFERS OUT Total	0	0	0	0	
18 CENTRAL CHARGES Total	13,158,103	18,465,972	17,728,556	(737,416)	-4%

SEMINOLE COUNTY GOVERNMENT FY 2018/19 ADOPTED BUDGET DOCUMENT

RESOURCE MANAGEMENT DEPT

Mail Services

Program Message

The Mail Center located in the County Services Building, Sanford, provides a variety of mailing services; first-class presort to standard processing to BCC departments and other elected officials. Other services offered are: electronic certified mail, electronic package tracking, and folding and inserting. On a monthly basis, the Mail Center processes approximately 320,000 pieces of mail and sorts and delivers approximately 100,000 pieces of interoffice mail. Mail Center staff will meet with customers to assist with pricing for bulk, discounted, first class mail, or use of the County's mail permit.

The program provides the following services:

- Receipt, sorting, and delivery of mail between County Programs and external delivery services
- Coordination and delivery of inter-office mail
- Folding, collating, and stuffing of bulk mailing needs (elections, water bills, etc)

RESOURCE MANAGEMENT

PROGRAM - ACCT MAJOR - OBJECT ACCT	FY17 ACTUALS	FY18 ADOPTED BUDGET	FY19 ADOPTED BUDGET	VARIANCE	%
18 MAIL SERVICES					
510 PERSONNEL SERVICES					
510120 REGULAR SALARIES & WAGES	87,518	101,109	84,879	(16,230)	-16%
510140 OVERTIME	3,648	0	0	0	
510210 SOCIAL SECURITY MATCHING	6,606	7,658	6,493	(1,165)	-15%
510220 RETIREMENT CONTRIBUTIONS	6,980	7,929	7,011	(918)	-12%
510230 HEALTH AND LIFE INSURANCE	24,887	31,854	28,144	(3,709)	-12%
510240 WORKERS COMPENSATION	3,870	5,413	5,763	351	6%
510 PERSONNEL SERVICES Total	133,510	153,962	132,291	(21,671)	-14%
530 OPERATING EXPENDITURES					
530340 OTHER SERVICES	0	0	0	0	
530420 TRANSPORTATION	154,837	277,000	277,000	0	0%
530440 RENTAL AND LEASES	6,366	12,000	12,000	0	0%
530450 INSURANCE	0	0	447	447	
530460 REPAIRS AND MAINTENANCE	3,153	5,200	5,200	0	0%
530510 OFFICE SUPPLIES	45	150	150	0	0%
530520 OPERATING SUPPLIES	935	3,300	3,300	0	0%
530550 TRAINING	0	75	75	0	0%
530 OPERATING EXPENDITURES Total	165,337	297,725	298,172	447	0%
540 INTERNAL SERVICE CHARGES					
540101 OTHER CHRGS/OB-INTERNAL	11,716	15,036	12,884	(2,153)	-14%
540102 OTHER CHRGS/ADMIN FEE CONTRA	14,387	0	0	0	
540201 INTERNAL SER FEES-INSURANCE	65	72	0	(72)	-100%
540202 INTERNAL SERVICE FEES	0	658	598	(60)	-9%
540 INTERNAL SERVICE CHARGES Total	26,169	15,766	13,482	(2,284)	-14%
560 CAPITAL OUTLAY					
560642 EQUIPMENT >\$4999	0	0	21,719	21,719	
560 CAPITAL OUTLAY Total	0	0	21,719	21,719	
18 MAIL SERVICES Total	325,016	467,453	465,664	(1,789)	0%

SEMINOLE COUNTY GOVERNMENT FY 2018/19 ADOPTED BUDGET DOCUMENT

RESOURCE MANAGEMENT DEPT

Municipal Services Benefit Unit (MSBU) Program

Program Message

The MSBU Program provides application coordination and financial management of the non-ad valorem assessment districts for unincorporated Seminole County as stipulated by the Seminole County Administrative Code [Section 22.10]. In addition to ensuring compliance with Administrative Code provisions, the MSBU Program is accountable for compliance with respective Florida Statutes. The MSBU Program has responsibility for over 400 assessment districts through which over 72,000 properties receive the benefit of assessment-funded public services. The MSBU Program offers customer oriented services through online alternatives, communication brochures, application packets, and speaking engagements at public meetings.

Non-ad valorem assessment districts are established by Ordinance of the Seminole County Board of County Commissioners. These districts are referred to individually as a Municipal Services Benefit Unit or MSBU. Once established, an MSBU provides funding for a municipal (public) service that offers special benefit on a localized or community-based basis. The assessment associated with each MSBU is based on the cost to provide the public service, the number of assessed properties, and the benefit unit allocated to each property. The assessment-funded public services coordinated through the Seminole County MSBU Program are intended to benefit properties located in unincorporated Seminole County, but may include properties in other taxing jurisdictions if appropriately authorized.

Public services that meet the criteria set forth in the County's Administrative Code [Section 22.10] may qualify for assessment funding. An MSBU may be established for on-going municipal services (such as residential solid waste management services, street lighting or aquatic weed control) or for a one-time capital improvement (such as road paving, water utility transmission line installation, or neighborhood wall reconstruction). Assessments may be levied annually, or may include financing arrangements by which an assessment is collected via annual installments. Assessments and installment payments are collected through annual property tax bills. Notice of proposed assessments are mailed annually to property owners in advance of the assessment roll being approved (subsequent to a public hearing) by the Board.

For community initiated MSBU creation requests, the process of establishing an MSBU begins when the County receives an application (available from the MSBU Program) for qualifying services. An application fee for each type of MSBU was established by Seminole County Board of County Commissioners and is documented in the Seminole County Administrative Code [Section 20.37]. The application process includes confirmation of service scope, development of cost and assessment estimates, and evaluation of community support for the proposed MSBU. A formal petition process is used by the MSBU Program to determine the percentage of community support for creating the MSBU. Following confirmation of sufficient support within the requesting community, a public hearing is conducted to provide public input and Board consideration for establishing the MSBU. Following creation of an MSBU by the Board of County Commissioners, the funding for the designated essential services is generated by assessments levied against the specially benefited properties.

**SEMINOLE COUNTY GOVERNMENT
FY 2018/19 ADOPTED BUDGET DOCUMENT**

RESOURCE MANAGEMENT DEPT

Municipal Services Benefit Unit (MSBU) Program (CONT.)

Program Message

The financial management services provided by the MSBU Program on behalf of each MSBU includes coordinating activities with the County operating department or service entity that provides the assessment-funded public service, preparing and monitoring budgets, developing assessment recommendations for Board consideration, and insuring assessments (and/or installment billings) are reported accurately and timely to the Seminole County Tax Collector for collection.

The primary functions (or Major Services) fulfilled by the MSBU Program are as listed:

- Preparation of the annual Non-Ad Valorem Assessment Roll for Seminole County
- Assuring statutory compliance of non-ad valorem assessment activity
- Coordination of MSBU Application process for new MSBUs
- Providing financial management of established MSBUs

RESOURCE MANAGEMENT

PROGRAM - ACCT MAJOR - OBJECT ACCT	FY17 ACTUALS	FY18 ADOPTED BUDGET	FY19 ADOPTED BUDGET	VARIANCE	%
18 MSBU PROGRAM					
510 PERSONNEL SERVICES					
510120 REGULAR SALARIES & WAGES	220,855	238,154	242,869	4,715	2%
510140 OVERTIME	143	0	0	0	
510150 SPECIAL PAY	1,160	1,200	1,200	0	0%
510210 SOCIAL SECURITY MATCHING	16,494	18,038	18,579	541	3%
510220 RETIREMENT CONTRIBUTIONS	16,834	18,675	20,061	1,386	7%
510230 HEALTH AND LIFE INSURANCE	35,199	41,163	48,751	7,588	18%
510240 WORKERS COMPENSATION	459	637	559	(78)	-12%
510 PERSONNEL SERVICES Total	291,145	317,867	332,018	14,152	4%
530 OPERATING EXPENDITURES					
530310 PROFESSIONAL SERVICES	0	0	0	0	
530340 OTHER SERVICES	10,794,942	11,351,350	11,828,700	477,350	4%
530400 TRAVEL AND PER DIEM	209	350	325	(25)	-7%
530401 TRAVEL - TRAINING RELATED	14	350	325	(25)	-7%
530420 TRANSPORTATION	27,610	32,850	33,000	150	0%
530430 UTILITIES	2,253,010	2,128,750	2,162,000	33,250	2%
530460 REPAIRS AND MAINTENANCE	98,398	340,945	454,595	113,650	33%
530470 PRINTING AND BINDING	8,041	3,750	12,500	8,750	233%
530490 OTHER CHARGES/OBLIGATIONS	3,302,267	3,413,900	3,364,600	(49,300)	-1%
530492 OTHER CHRGS/OB CONSTITUTIONALS	83,317	80,000	90,000	10,000	13%
530499 CHARGES/OBLIGATIONS-CONTINGENC	0	1,898,634	1,716,490	(182,144)	-10%
530510 OFFICE SUPPLIES	4	500	250	(250)	-50%
530520 OPERATING SUPPLIES	202	500	325	(175)	-35%
530522 OPERATING SUPPLIES-TECHNOLOGY	0	750	500	(250)	-33%
530540 BOOKS, DUES PUBLICATIONS	219	300	550	250	83%
530550 TRAINING	203	550	3,050	2,500	455%
530 OPERATING EXPENDITURES Total	16,568,436	19,253,479	19,667,210	413,731	2%
540 INTERNAL SERVICE CHARGES					
540101 OTHER CHRGS/OB-INTERNAL	10,973	12,671	14,261	1,590	13%
540102 OTHER CHRGS/ADMIN FEE CONTRA	23,630	30,000	35,597	5,597	19%
540202 INTERNAL SERVICE FEES	0	1,117	1,028	(89)	-8%
540 INTERNAL SERVICE CHARGES Total	34,602	43,788	50,886	7,098	16%
560 CAPITAL OUTLAY					
560610 LAND	0	0	0	0	
560650 CONSTRUCTION IN PROGRESS	0	0	0	0	
560 CAPITAL OUTLAY Total	0	0	0	0	
580 GRANTS & AIDS					
580811 AID TO GOVT AGENCIES	0	0	0	0	
580 GRANTS & AIDS Total	0	0	0	0	
590 INTERFUND TRANSFERS OUT					
590910 TRANSFER TO FUND 00100	26,950	10,000	3,345	(6,655)	-67%
(blank)	0	0	0	0	
590 INTERFUND TRANSFERS OUT Total	26,950	10,000	3,345	(6,655)	-67%
18 MSBU PROGRAM Total	16,921,133	19,625,134	20,053,460	428,326	2%

SEMINOLE COUNTY GOVERNMENT FY 2018/19 ADOPTED BUDGET DOCUMENT

RESOURCE MANAGEMENT DEPT

Office of Management and Budget

Program Message

The Office of Management and Budget program carries out the vision, mission, and goals of Seminole County by providing timely, accurate, and transparent information along with fiscal management support to our stakeholders. OMB emphasizes strong customer service and the use of technology to facilitate daily operations. This program develops and applies sensible policies that promote community trust and the responsible use of scarce public resources. Budgets developed under this program have been awarded the distinguished budget presentation award by the Government Finance Officers Association (GFOA) for 26 consecutive years.

The program provides the following services:

- Work with County departments to develop accurate, efficient budgets that allow for the delivery of Board approved services
- Accurately present budget requests to County decision makers
- Create financial policy to govern operations
- Audit revenues/expenditures for compliance with Board direction
- Facilitate amendments to the budget
- Coordinate Internal Service Charge budgets and allocations
- Forecast revenues, expenditures and reserves for all major funds

RESOURCE MANAGEMENT

PROGRAM - ACCT MAJOR - OBJECT ACCT	FY17 ACTUALS	FY18 ADOPTED BUDGET	FY19 ADOPTED BUDGET	VARIANCE	%
18 OFFICE OF MANAGEMENT & BUDG					
510 PERSONNEL SERVICES					
510120 REGULAR SALARIES & WAGES	478,023	661,477	722,767	61,290	9%
510140 OVERTIME	7,758	0	0	0	
510150 SPECIAL PAY	600	600	600	0	0%
510210 SOCIAL SECURITY MATCHING	35,761	50,224	62,942	12,718	25%
510220 RETIREMENT CONTRIBUTIONS	35,867	48,237	67,960	19,724	41%
510230 HEALTH AND LIFE INSURANCE	86,726	121,893	203,615	81,721	67%
510240 WORKERS COMPENSATION	1,376	1,773	1,892	120	7%
511000 CONTRA PERSONAL SERVICES	0	0	0	0	
510 PERSONNEL SERVICES Total	646,111	884,203	1,059,776	175,573	20%
530 OPERATING EXPENDITURES					
530340 OTHER SERVICES	0	0	76,000	76,000	
530400 TRAVEL AND PER DIEM	27	0	0	0	
530401 TRAVEL - TRAINING RELATED	0	600	600	0	0%
530420 TRANSPORTATION	0	0	0	0	
530490 OTHER CHARGES/OBLIGATIONS	0	0	24,000	24,000	
530510 OFFICE SUPPLIES	254	1,000	1,100	100	10%
530520 OPERATING SUPPLIES	804	1,000	1,000	0	0%
530540 BOOKS, DUES PUBLICATIONS	730	1,100	1,100	0	0%
530550 TRAINING	0	3,500	4,000	500	14%
530 OPERATING EXPENDITURES Total	1,816	7,200	107,800	100,600	1397%
540 INTERNAL SERVICE CHARGES					
540101 OTHER CHRGS/OB-INTERNAL	23,188	29,076	31,089	2,013	7%
540102 OTHER CHRGS/ADMIN FEE CONTRA	49,418	0	0	0	
540202 INTERNAL SERVICE FEES	0	4,098	3,788	(310)	-8%
540 INTERNAL SERVICE CHARGES Total	72,606	33,174	34,877	1,703	5%
18 OFFICE OF MANAGEMENT & BUDG Total	720,533	924,578	1,202,453	277,875	30%

**SEMINOLE COUNTY GOVERNMENT
FY 2018/19 ADOPTED BUDGET DOCUMENT**

RESOURCE MANAGEMENT DEPT

Printing Services

Program Message

The Print Center located in the County Services Building, Sanford, houses high-speed, high-quality, black and white, and color digital presses that allow customers to order large and small volume print jobs quickly, easily and in the most cost effective manner. In addition, many types of binding, cutting and folding services are offered. The Print Center offers a web submit printing process. This paperless requisition system makes printing customers files at the Printing Center easier than ever.

The program provides the following services:

- Offset printing and copying services (letterheads, envelopes, business cards, etc.)
- Color Brochures
- Binding and Finishing services, such as folding, drilling, combing, lamenating, etc.

RESOURCE MANAGEMENT

PROGRAM - ACCT MAJOR - OBJECT ACCT	FY17 ACTUALS	FY18 ADOPTED BUDGET	FY19 ADOPTED BUDGET	VARIANCE	%
18 PRINTING SERVICES					
510 PERSONNEL SERVICES					
510120 REGULAR SALARIES & WAGES	29,658	17,878	39,412	21,534	120%
510140 OVERTIME	316	0	0	0	
510210 SOCIAL SECURITY MATCHING	1,972	1,354	3,015	1,661	123%
510220 RETIREMENT CONTRIBUTIONS	2,277	1,402	3,255	1,854	132%
510230 HEALTH AND LIFE INSURANCE	12,254	7,721	18,000	10,279	133%
510240 WORKERS COMPENSATION	70	48	91	43	90%
510 PERSONNEL SERVICES Total	46,546	28,402	63,773	35,371	125%
530 OPERATING EXPENDITURES					
530440 RENTAL AND LEASES	188	20,000	37,000	17,000	85%
530460 REPAIRS AND MAINTENANCE	24,515	56,300	39,300	(17,000)	-30%
530510 OFFICE SUPPLIES	0	150	150	0	0%
530520 OPERATING SUPPLIES	18,671	34,580	34,580	0	0%
530 OPERATING EXPENDITURES Total	43,374	111,030	111,030	0	0%
540 INTERNAL SERVICE CHARGES					
540101 OTHER CHRGS/OB-INTERNAL	5,195	5,602	5,763	160	3%
540102 OTHER CHRGS/ADMIN FEE CONTRA	1,093	0	0	0	
540202 INTERNAL SERVICE FEES	0	478	382	(96)	-20%
540 INTERNAL SERVICE CHARGES Total	6,288	6,081	6,145	64	1%
18 PRINTING SERVICES Total	96,207	145,513	180,948	35,435	24%

SEMINOLE COUNTY GOVERNMENT FY 2018/19 ADOPTED BUDGET DOCUMENT

RESOURCE MANAGEMENT DEPT

Purchasing and Contracts

Program Message

The Purchasing and Contracts Program provides centralized procurement services by teaming with internal and external customers to deliver innovative, effective and timely procurement solutions in accordance with State Statutes, Codes, Policies and Procedures and Federal regulations. The Program's functions include vendor relations, processing procurement requests, creating solicitation packages, receiving competitive prices through quotes, bids, negotiations, and proposals, issuing of purchasing orders, change orders, work orders, amendments and contracts that total over \$122 million of encumbered budgeted funds, and assisting in the management of contracts from approval to the expiration of the contracts. PCD manages over 7,795 fixed (tangible) assets and performs the administration of the Purchasing Card program. Purchasing and Contracts is the principal team that provides for the County's vendor relations.

AWARD WINNING SERVICE

Fully Accredited by the National Institute of Governmental Purchasing (NIGP). Received the "Achievement of Excellence in Procurement Award" from the National Purchasing Institute (NPI) and "Award for Excellence in Public Procurement" from the Florida Association of Public Purchasing Officers, Inc. (FAPPO) along with many Best Practice awards.

OBJECTIVES:

- Ensures countywide compliance of procurement laws and regulations, code, policies and procedures, while maintaining an effective operation of the purchasing, contracting, P-Card administration and fixed assets process
- Provides innovative procurement solutions, while maintaining customer satisfaction and achieving performance management objectives in the purchasing, contracting and fixed assets functions
- Achieve cost savings by using the competitive process and through negotiations
- Utilize new technological and best practice procurement methods, and provides the necessary resources for professional staff certification
- Advance toward a complete e-procurement solution with wider use of J.D. Edwards
- Seek out opportunities to increase usage of the P-Card that decreases the number of costly purchase orders and increase P-Card rebates
- Administers the Purchasing Card program, and conduct compliance checks
- Outreach for vendor relations on how to do business with the County and training the small business community

STAFFING:

Currently the Purchasing and Contracts operates an efficient centralized procurement program consisting of 13 FTE's, much smaller than previous staff levels. Due to the extensive use of technology and best practices, the Program has been able to accommodate the reductions in staff while still gaining efficiency. As the revenue economic climate changes and the additional funding from the penny sales tax, additional staff may be needed to accommodate the additional workload and

SEMINOLE COUNTY GOVERNMENT FY 2018/19 ADOPTED BUDGET DOCUMENT

RESOURCE MANAGEMENT DEPT

Purchasing and Contracts (CONT.)

Program Message

compliance with procurement regulations. Training in procurement and J.D. Edwards becomes a priority for new staff members to minimize the loss of productivity.

1. Fixed Assets and Inventory

Track and inventory all Countywide fixed assets as defined under Florida Statutes (F.S.) 274.03, which includes identification of material at time of purchase, inventory and tagging of newly purchased equipment, entering data into J. D. Edwards, conducting the annual inventory of fixed assets each year, and surplus of all excess material in accordance to procedures required by F.S. 274.05 and F.S. 274.06.

Purchasing and Contracts Budget percentage: 4.6%

Nr. of Fixed assets managed: 7,795; Value of the Fixed Assets: \$103.4M

2. Contract Administration, Change Orders, Amendments, Renewals and Close-outs

Countywide services for the issuance of work orders, amendments, change orders, revisions, contractor's performance correspondence, insurance compliance, terminations and final closeout of contracts.

Purchasing and Contracts Budget percentage: 20.5% Nr. of Procurement Actions: 407

3. Purchasing of Goods and Services

Procurement related services for term contracts and purchase orders relating to basic goods and services for internal County customers.

Purchasing and Contracts Budget percentage: 31.9%

Nr. of Purchase Order Actions: 1,935; encumbered amounts: \$87.25M

4. Contracts, Construction, Professional Services (CCNA) and Work Orders

Procurement related services for formal contracts and professional services under Florida Statutes CCNA (F.S. 287.055) for internal County customers.

Purchasing and Contracts Budget percentage: 27.4% Nr. of Procurement Actions: 162

5. Procurement Policies, Procedures; Management, Budget and Training

Recommends and maintains operational policies and procedures in accordance with laws and applicable regulations to the Board of County Commissioners and to the County Manager. Initiate changes to maintain the policies and procedures current. Conduct a minimum of ten (10) countywide training sessions on procurement topics. Prepares, approves, brief Commissioners on Procurement

SEMINOLE COUNTY GOVERNMENT FY 2018/19 ADOPTED BUDGET DOCUMENT

RESOURCE MANAGEMENT DEPT

Purchasing and Contracts (CONT.)

Program Message

agenda items and attends Board of County Commissioners meetings. Procurement strategy provided for large project and EOC procurement support. Manage a centralized procurement operation, including fixed assets and P-Card administration.

Purchasing and Contracts Budget percentage: 6.3%

6. Vendor relations

The Purchasing and Contracts Program maintains the County's vendor database using VendorLink software. The vendors register online for the various commodities that they sell. Purchasing and Contract maintains the database, create filters when a commodity is requisitioned for purchase, and provide email notifications to vendors of upcoming bid opportunities. Purchasing and Contracts assists vendors on "How to do Business with Seminole County Government", conduct vendor fairs, reverse trade shows, conduct small business fairs, sponsor training, and conduct panel discussions. Seminole County would not be successful in our partnership with vendors to deliver services to our citizens and achieve our competitive savings of \$4.2M.

Purchasing and Contracts Budget percentage: 5.1% Nr. of registered vendors: 29,134

7. P-Card Administration

The Purchasing and Contracts Program is the Purchasing Card Program Administrator providing policy, training, issuance of the cards, compliance with Board and County Manager's policies, monitoring of P-Card transactions, suspend and terminate the usage of cards, work with Finance on P-Card issues, and provide assistance in the management and oversight of the purchasing cards program. PCD is expanding this area to increase our revenue by making payments with the P-Card that allows for additional rebates.

Purchasing and Contracts Budget percentage: 4.2% Nr. of P-card users: 213

Nr. of P-Card transactions: 13,919; Spend: \$12.42M

Rebate from SunTrust: \$138,784

8. Procurement Administrative Lead Time (PALT)

PALT is the number of administrative calendar days for a procurement action from approval of a requisition/request by the user department to the issuance of award. This is a good indicator of workload, staffing issues and complexity of the procurement process. Purchasing and Contracts did experience an increase in processing time that can be attributed to new staff, workload issues and additional administrative tasks with FDOT/LAP projects. PALT metrics are available on Purchasing and Contracts's website page.

RESOURCE MANAGEMENT

PROGRAM - ACCT MAJOR - OBJECT ACCT	FY17 ACTUALS	FY18 ADOPTED BUDGET	FY19 ADOPTED BUDGET	VARIANCE	%
18 PURCHASING AND CONTRACTS					
510 PERSONNEL SERVICES					
510120 REGULAR SALARIES & WAGES	740,866	769,787	776,380	6,593	1%
510140 OVERTIME	10,593	0	0	0	
510150 SPECIAL PAY	180	600	600	0	0%
510210 SOCIAL SECURITY MATCHING	53,805	58,306	59,393	1,087	2%
510220 RETIREMENT CONTRIBUTIONS	63,300	66,381	70,794	4,413	7%
510230 HEALTH AND LIFE INSURANCE	161,260	177,759	212,774	35,015	20%
510240 WORKERS COMPENSATION	1,486	2,058	1,786	(272)	-13%
510 PERSONNEL SERVICES Total	1,031,489	1,074,890	1,121,727	46,837	4%
530 OPERATING EXPENDITURES					
530340 OTHER SERVICES	0	0	0	0	
530400 TRAVEL AND PER DIEM	85	1,100	1,100	0	0%
530401 TRAVEL - TRAINING RELATED	129	2,100	2,300	200	10%
530420 TRANSPORTATION	25	1,000	950	(50)	-5%
530450 INSURANCE	0	0	368	368	
530480 PROMOTIONAL ACTIVITIES	294	400	525	125	31%
530490 OTHER CHARGES/OBLIGATIONS	0	4,050	4,150	100	2%
530510 OFFICE SUPPLIES	3,591	4,000	4,000	0	0%
530520 OPERATING SUPPLIES	8,690	13,900	12,850	(1,050)	-8%
530521 EQUIPMENT \$1000-\$4999	0	0	0	0	
530522 OPERATING SUPPLIES-TECHNOLOGY	3,600	4,800	4,550	(250)	-5%
530540 BOOKS, DUES PUBLICATIONS	4,558	3,400	3,500	100	3%
530550 TRAINING	940	4,900	5,100	200	4%
530 OPERATING EXPENDITURES Total	21,912	39,650	39,393	(257)	-1%
540 INTERNAL SERVICE CHARGES					
540101 OTHER CHRGS/OB-INTERNAL	57,829	66,116	64,833	(1,284)	-2%
540102 OTHER CHRGS/ADMIN FEE CONTRA	61,901	0	0	0	
540201 INTERNAL SER FEES-INSURANCE	176	195	0	(195)	-100%
540202 INTERNAL SERVICE FEES	0	5,613	5,128	(485)	-9%
540 INTERNAL SERVICE CHARGES Total	119,905	71,924	69,961	(1,963)	-3%
18 PURCHASING AND CONTRACTS Total	1,173,306	1,186,464	1,231,081	44,617	4%

SEMINOLE COUNTY GOVERNMENT FY 2018/19 ADOPTED BUDGET DOCUMENT

RESOURCE MANAGEMENT DEPT

Recipient Agency Grants

Program Message

The Resource Management Grants program manages Recipient Agency Grants for the 18th Judicial Circuit and the State of Florida Department of Children and Families Reinvestment Grant program. These programs provide funding for Problem Solving Courts related to Substance Abuse and Mental Health needs in the community. The grants have several agency providers such as Aspire Health Partners, Inc., New Life Connections, Hope and Help, and United Safety Council. These agencies provide treatment services for the Problem-Solving Courts operated by the Courts. The following grants are funded for Fiscal Year 2019:

Grant Name	FY 2019 Funding	Grant Objective
SAMHSA Problem-Solving Courts Grant	\$387,920	Problem-Solving Court for Adults with substance abuse issues including treatment options, case management, and recovery to reduce jail time. Grant also funds treatment services for the Veterans Treatment Court.
OJP Adult Drug Court Enhancement Grant	\$342,628	Supportive funding to provide additional resources for treatment for the Problem-Solving Courts. Funding will be used to primarily increase the availability for residential treatment services.
FL DCF Reinvestment Grant	\$872,165	To provide interventions designed to divert the identification, care and treatment of the adult and juvenile target populations from the criminal or juvenile justice systems to a behavioral healthcare system. The grant funds the Problem-Solving Mental Health Court.

The program provides the following services:

- Problem-Solving Court Grant funding source
- Treatment services for Substance Abuse and Mental Health Services
- Social Services to reduce jail time
- Provides Detox Services for citizens in lieu of jail
- Provide funding for at-risk Juvenile substance abuse prevention

RESOURCE MANAGEMENT

PROGRAM - ACCT MAJOR - OBJECT ACCT	FY17 ACTUALS	FY18 ADOPTED BUDGET	FY19 ADOPTED BUDGET	VARIANCE	%
18 RECIPIENT AGENCY GRANTS					
330 INTERGOVERNMENTAL REVENUE					
331228 SUPERVISED VISITATION	0	0	0	0	
331820 ADULT DRUG COURT	(328,347)	(324,996)	(443,321)	(118,325)	36%
331825 VETERANS TREATMENT COURT	(59,031)	(22,535)	0	22,535	-100%
331890 FED GRANT-OTHR CRT REL REVENUE	0	0	0	0	
334690 PROSECUTION ALTERNATIVE	(231,061)	(1,200,000)	(47,313)	1,152,687	-96%
330 INTERGOVERNMENTAL REVENUE Total	(618,438)	(1,547,531)	(490,634)	1,056,897	-68%
510 PERSONNEL SERVICES					
510120 REGULAR SALARIES & WAGES	48,836	50,163	0	(50,163)	-100%
510125 PART-TIME PERSONNEL	290	0	0	0	
510140 OVERTIME	0	0	0	0	
510210 SOCIAL SECURITY MATCHING	3,574	3,814	0	(3,814)	-100%
510220 RETIREMENT CONTRIBUTIONS	3,747	3,949	0	(3,949)	-100%
510230 HEALTH AND LIFE INSURANCE	13,925	14,283	0	(14,283)	-100%
510240 WORKERS COMPENSATION	97	135	0	(135)	-100%
510 PERSONNEL SERVICES Total	70,469	72,344	0	(72,344)	-100%
530 OPERATING EXPENDITURES					
530310 PROFESSIONAL SERVICES	480,622	1,252,598	240,597	(1,012,001)	-81%
530340 OTHER SERVICES	18,458	0	0	0	
530400 TRAVEL AND PER DIEM	547	509	1,975	1,466	288%
530401 TRAVEL - TRAINING RELATED	0	0	0	0	
530402 TRAVEL - TRAINING NON-EMPLOYEE	14,460	6,255	11,975	5,720	91%
530490 OTHER CHARGES/OBLIGATIONS	4,376	0	0	0	
530510 OFFICE SUPPLIES	0	900	600	(300)	-33%
530520 OPERATING SUPPLIES	5,532	4,318	14,904	10,586	245%
530521 EQUIPMENT \$1000-\$4999	0	0	0	0	
530522 OPERATING SUPPLIES-TECHNOLOGY	1,436	0	0	0	
530550 TRAINING	0	0	0	0	
530 OPERATING EXPENDITURES Total	525,431	1,264,580	270,051	(994,529)	-79%
540 INTERNAL SERVICE CHARGES					
540101 OTHER CHRGS/OB-INTERNAL	19,952	0	0	0	
540102 OTHER CHRGS/ADMIN FEE CONTRA	0	0	0	0	
540104 COUNTY LABOR GRANT	6,175	112,245	190,193	77,948	69%
540106 OTHER CHRGS/GRANTS	0	98,363	30,390	(67,973)	-69%
540 INTERNAL SERVICE CHARGES Total	26,127	210,608	220,583	9,975	5%
18 RECIPIENT AGENCY GRANTS Total	3,589	0	0	(0)	-100%

**SEMINOLE COUNTY GOVERNMENT
FY 2018/19 ADOPTED BUDGET DOCUMENT**

RESOURCE MANAGEMENT DEPT

Resource Management Business Office

Program Message

The Resource Management Business Office provides overall direction to the operations of the Department. It also provides the Department's primary interface with the County Manager's Office, other departments of county government and the Board of County Commissioners.

The program provides the following services:

- Provide management oversight to all programs within the department
- Personnel and Administration services
- Countywide Financial Analysis
- Invoice processing and payment

RESOURCE MANAGEMENT

PROGRAM - ACCT MAJOR - OBJECT ACCT	FY17 ACTUALS	FY18 ADOPTED BUDGET	FY19 ADOPTED BUDGET	VARIANCE	%
18 RESOURCE MGT - BUSINESS OFF					
510 PERSONNEL SERVICES					
510120 REGULAR SALARIES & WAGES	253,194	258,443	263,561	5,118	2%
510140 OVERTIME	2,237	0	0	0	
510150 SPECIAL PAY	3,300	3,300	0	(3,300)	-100%
510210 SOCIAL SECURITY MATCHING	18,371	19,575	20,162	587	3%
510220 RETIREMENT CONTRIBUTIONS	39,017	40,922	44,499	3,577	9%
510230 HEALTH AND LIFE INSURANCE	32,915	41,577	45,845	4,268	10%
510240 WORKERS COMPENSATION	567	691	606	(85)	-12%
511000 CONTRA PERSONAL SERVICES	0	0	0	0	
510 PERSONNEL SERVICES Total	349,601	364,508	374,672	10,165	3%
530 OPERATING EXPENDITURES					
530310 PROFESSIONAL SERVICES	4,590	0	0	0	
530320 ACCOUNTING AND AUDITING	0	0	0	0	
530340 OTHER SERVICES	76,000	76,000	0	(76,000)	-100%
530400 TRAVEL AND PER DIEM	340	0	0	0	
530401 TRAVEL - TRAINING RELATED	648	700	700	0	0%
530420 TRANSPORTATION	0	0	0	0	
530440 RENTAL AND LEASES	0	0	0	0	
530490 OTHER CHARGES/OBLIGATIONS	0	3,000	3,000	0	0%
530510 OFFICE SUPPLIES	34	400	300	(100)	-25%
530520 OPERATING SUPPLIES	30	300	300	0	0%
530540 BOOKS, DUES PUBLICATIONS	205	2,145	2,145	0	0%
530550 TRAINING	0	500	500	0	0%
530 OPERATING EXPENDITURES Total	81,847	83,045	6,945	(76,100)	-92%
540 INTERNAL SERVICE CHARGES					
540101 OTHER CHRGS/OB-INTERNAL	8,714	10,638	12,423	1,785	17%
540102 OTHER CHRGS/ADMIN FEE CONTRA	32,001	0	0	0	
540202 INTERNAL SERVICE FEES	0	441	382	(60)	-13%
540 INTERNAL SERVICE CHARGES Total	40,715	11,079	12,804	1,725	16%
18 RESOURCE MGT - BUSINESS OFF Total	472,163	458,632	394,422	(64,210)	-14%

SEMINOLE COUNTY GOVERNMENT FY 2018/19 ADOPTED BUDGET DOCUMENT

RESOURCE MANAGEMENT DEPT

Risk Management

Program Message

The goal of the Risk Management Program is to protect Seminole County against accidental financial loss by identifying, mitigating, and managing exposures to health and safety concerns for its employees, guests, properties, assets, and operations in accordance with statutes, ordinances, laws, and best practices. Risk Management coordinates treatment and coverage for all workers' compensation claims for County employees, manages most liability claims made by third parties against the County, and provides safety guidance to all departments and covered entities.

The Risk Management Program is responsible for administering the County's self-insurance programs for property, general liability, and workers' compensation and for securing excess insurance above our self-insured retentions. The Risk Management self-insurance fund also provides coverage to the following constitutional offices in Seminole County: Clerk of the Court, Property Appraiser, Supervisor of Elections, and Tax Collector.

The Risk Management Division endeavors to contribute to Seminole County Government's ultimate goal of maintaining a healthy, high performing organization by providing a framework for:

- Leadership: Providing uniform safety guidelines, procedures, and policies across the County where appropriate and applicable according to best practices and regulatory standards.
- Safety: Providing technical assistance and support to departments for compliance with federal, state, and county safety regulations.
- Loss control: Providing loss control services to departments, including exposure identification, analysis, compliance monitoring, and recommendation development.
- Insurance Administration: Ensuring the County's ability to quickly recover from accidental loss by cost-effectively balancing risk retention and risk transfer.
- Claims Administration: Investigating, evaluating, and resolving liability, property damage, and workers' compensation claims fairly.
- Reinforcing Seminole County Team Playbook Daily Drivers: By taking ownership, being responsive, and focusing on creative solutions to mitigate potential risk, we will insure financial stability and continuously improve customer service, productive community relationships, and employee morale. A safe and healthy workforce is a productive and happy workforce.

RESOURCE MANAGEMENT

PROGRAM - ACCT MAJOR - OBJECT ACCT	FY17 ACTUALS	FY18 ADOPTED BUDGET	FY19 ADOPTED BUDGET	VARIANCE	%
18 RISK MANAGEMENT					
340 CHARGES FOR SERVICES					
341210 INTERNAL SERVICE FEES	0	0	0	0	
340 CHARGES FOR SERVICES Total	0	0	0	0	
360 MISCELLANEOUS REVENUES					
361100 INTEREST ON INVESTMENTS	0	0	0	0	
360 MISCELLANEOUS REVENUES Total	0	0	0	0	
399 FUND BALANCE					
399999 BEGINNING FUND BALANCE	0	0	0	0	
399 FUND BALANCE Total	0	0	0	0	
510 PERSONNEL SERVICES					
510120 REGULAR SALARIES & WAGES	181,700	215,225	208,295	(6,930)	-3%
510140 OVERTIME	2,880	0	0	0	
510210 SOCIAL SECURITY MATCHING	13,676	16,302	15,935	(367)	-2%
510220 RETIREMENT CONTRIBUTIONS	13,204	14,794	14,813	19	0%
510230 HEALTH AND LIFE INSURANCE	40,536	62,852	57,513	(5,339)	-8%
510240 WORKERS COMPENSATION	430	2,130	1,533	(597)	-28%
510 PERSONNEL SERVICES Total	252,425	311,303	298,088	(13,214)	-4%
530 OPERATING EXPENDITURES					
530310 PROFESSIONAL SERVICES	5,000	7,000	7,000	0	0%
530340 OTHER SERVICES	164,612	163,945	163,945	0	0%
530400 TRAVEL AND PER DIEM	0	150	150	0	0%
530450 INSURANCE	2,015,575	2,047,250	2,057,513	10,263	1%
530451 BOCC INSURANCE CLAIMS	2,015,918	2,320,000	2,483,000	163,000	7%
530499 CHARGES/OBLIGATIONS-CONTINGENC	0	0	0	0	
530510 OFFICE SUPPLIES	223	500	500	0	0%
530520 OPERATING SUPPLIES	186	2,500	2,500	0	0%
530540 BOOKS, DUES PUBLICATIONS	851	1,725	1,725	0	0%
530550 TRAINING	360	2,500	2,500	0	0%
530 OPERATING EXPENDITURES Total	4,202,725	4,545,570	4,718,833	173,263	4%
540 INTERNAL SERVICE CHARGES					
540101 OTHER CHRGS/OB-INTERNAL	14,173	20,750	15,512	(5,238)	-25%
540102 OTHER CHRGS/ADMIN FEE CONTRA	51,080	50,000	71,205	21,205	42%
540201 INTERNAL SER FEES-INSURANCE	275	82	0	(82)	-100%
540202 INTERNAL SERVICE FEES	0	1,794	1,669	(124)	-7%
540 INTERNAL SERVICE CHARGES Total	65,527	72,626	88,386	15,761	22%
18 RISK MANAGEMENT Total	4,520,677	4,929,498	5,105,308	175,810	4%



GLOSSARY

Accrual – A revenue or expense which gets recognized in the accounting period where it is earned or incurred, even if it gets received or paid in a subsequent period.

Accrual Accounting – A system that recognizes revenues and expenses as they occur, regardless of when the final payment is made. This system is used by businesses and by certain government funds that operate like businesses.

Ad Valorem Tax – A tax levied on the assessed value (net of any exemptions) of real personal property. This is a commonly referred to as “property tax”.

ADA – Americans with Disabilities Act. There are a number of projects in this document which specifically address ADA compliance. These projects enable handicapped access to county facilities.

Adjusted Final Millage – Under Florida law, the actual tax rate levied by a local government when tax bills are issued. The rate is adjusted for corrected errors in property assessments for tax purposes and for changes in assessments made by property appraisal adjustment boards in each county. Usually, such changes are very slight and the adjusted millage sometimes does not change from the levy set by the taxing authority.

Adopted Budget – The financial plan of revenues and expenditures for a fiscal year as approved by the Board of County Commissioners.

Aggregate Millage Rate – The sum of all property tax levies imposed by the governing body of a County excluding debt service and other voted millages, divided by the total taxable value.

Allocation – An authorization to incur expense or obligation up to a specified amount, for a specific purpose, and within a specific period.

Amendment – A change to an adopted budget, which may increase or decrease a fund total. The Board of County Commissioners must approve the change.

Appropriation – A specific amount of funds authorized by the Board of County Commissioners to which financial obligations and expenditures may be made.

Approved Budget – Board of County Commissioners Budget, to be legally adopted in the following fiscal year in accordance with state statutes.

ARRA – American Recovery and Reinvestment Act.

Assessed Value – A value established by the County Property Appraiser for all real or personal property for use as a basis for levying property taxes.

Balanced Budget – Total estimated receipts, including balances brought forward, equal total appropriations and reserves.

Beginning Fund Balance – Estimated funds remaining from the previous fiscal year. These remaining funds are both unexpended appropriations and the previous year’s reserves.

Board of County Commissioners – The governing body of Seminole County is composed of five persons elected from single member districts, one of who is selected as Chairman.

Bond – A written promise to pay a sum of money on a specific date at a specific interest rate as detailed in a bond ordinance.

GLOSSARY

Budget Adjustment – A revision to the adopted budget occurring during the affected fiscal year as approved by the Board of County Commissioners via an amendment or a transfer.

Budget Calendar – The schedule of key dates involved in the process of adopting and executing an adopted budget.

Budget Message – A brief written statement presented by the County Manager to explain principal budget issues.

Capital Budget – The financial plan of capital project expenditures for the fiscal year beginning October 1. It incorporates anticipated revenues and appropriations included in the first year of the five-year capital improvement program (CIP). The capital budget is adopted by the BOCC as a part of the annual county budget.

Capital Equipment – Tangible equipment with a cost of \$5,000 or more.

Capital Improvement Program (CIP) – The financial plan of approved capital projects, their timing, and cost over a five-year period. The CIP is designed to meet county infrastructure needs in a responsive and efficient manner. It includes projects which are, or will become the property of Seminole County, as well as, projects that although are not owned by the county, will be part of a joint project agreement.

Capital Improvements – Physical assets constructed or purchased, that have minimum cost of five thousand dollars (\$5,000) and a useful life of at least one year. These may include buildings, recreational facilities, road and drainage structures, water and wastewater structures, and equipment.

Capital Improvements Element (CIE) – An element of the comprehensive plan which identifies the revenues, costs, and location of the six public facility types required by concurrency: parks, solid waste, stormwater, transportation, water, and wastewater based on service level standards and the land use plan adopted by the BOCC.

Capital Outlay – Appropriation for the acquisition or construction of physical assets.

Capital Project – is a capital improvement which has a minimum cost of five thousand dollars (\$5,000) and a useful life of one year and will include a scope of services, time frame for completion, a location, an estimated total expenditure, and proposed method of financing resulting in the creation or acquisition of a capital asset. Detailed descriptions of projects over twenty-five thousand (\$25,000) are included in our 5 Year Capital Improvement Program.

CCNA – Consultant's Competitive Negotiation Act.

CDBG – Community Development Block Grant.

Certificates for Participation (COPs) – Certificates issued by the Trustee pursuant to a Trust Agreement, the proceeds from the sale of which shall be used to finance the acquisition, construction, and installation of a project.

Charges for Services – These are charges for specific governmental services provided to specific individuals and entities. These charges include water and sewer services, landfill charges, building fees, and other such charges.

CIP – Capital Improvement Program.

GLOSSARY

Community Redevelopment Agency (CRA) – A dependent special district in which any future increases in property values over a specified period of time are set aside to support economic development projects within that district.

Contingency – A budgetary reserve to provide for emergency or unanticipated expenditures during the fiscal year.

CSBG – Community Services Block Grant.

Culture and Recreation – Functional classification for expenditures to provide county residents opportunities and facilities for cultural, recreational and educational programs, including: libraries, parks and recreation, and other cultural and recreation services.

Debt per Capita – Total county debt divided by the county's population. The level of debt per capita is an important factor to consider when analyzing a government's ability to continue to pay its debt service costs through its current levels of tax revenue. This measure helps indicate the default risk of government bonds.

Debt – An obligation resulting from the borrowing of money or from the purchase of goods and services.

Debt Service – The expense of retiring such debts as loans and bond issues. It includes principal and interest payments, and payments for paying agents, registrars and escrow agents.

Deficit – The excess of expenditures over revenues during a fiscal year.

Department – An organizational unit of the County responsible for carrying out a major governmental function, such a Public Works.

Depreciation – The periodic expiration of an asset's useful life. Depreciation is a requirement in proprietary type funds.

Division – A basic organizational unit of the County which is functionally unique in its service delivery.

DJJ – Department of Juvenile Justice.

DOR – Florida Department of Revenue.

Economic Environment – Functional classification for expenditures used to develop and improve the economic condition of the community and its citizens, including: business development, veterans' services, housing and urban development and other services related to economic improvements.

Encumbrance – The commitment of appropriated funds to purchase an item or service.

Ending Fund Balance – Funds carried over at the end of the fiscal year. Within a fund, the revenue on hand at the beginning of the fiscal year plus revenues received during the year less expenses equals ending fund balance.

Enterprise Fund – A governmental accounting fund in which the services provided are financed and operated similarly to those of a private business enterprise, i.e., through user charges.

EPA – Environmental Protection Agency.

Equipment – Other equipment or technology with a cost of \$5,000 or greater.

GLOSSARY

Exempt, Exemption, Non-exempt – Amounts determined by State law to be deducted from the assessed value of property for tax purposes. Tax rates are applied to the balance, which is called the non-exempt portion of the assessment. A 1980 amendment to the Florida Constitution sets the exemptions for homesteads at \$25,000. That means that a homeowner with property assessed at \$50,000, would have to pay taxes on \$25,000, of the assessment. Eligible homeowners must apply for the exemptions by March 1 each year. Other exemptions apply to agricultural land and property owned by widows, the blind, and permanently and totally disabled people who meet certain income criteria.

Expenditure – Decrease in fund financial resources for the procurement of assets or the cost of goods and/or services received.

Facilities – Projects including renovations and repairs to County facilities with a cost of \$5,000 or greater.

FCC – Federal Communication Commission.

FDEP – Florida Department of Environmental Protection.

FDOT – Florida Department of Transportation.

Fiduciary Funds – Funds used to account for assets held by a governmental unit in a trustee capacity or as an agent for individuals, private organizations, other governmental units or other funds.

Final Millage – The tax rate adopted in the final public budget hearing of a taxing authority.

Fiscal Year – The annual budget year for the county which runs from October 1 through September 30. The abbreviation used to designate this accounting period is FY.

Fleet – Includes any rolling stock equipment (vehicles, off-road equipment, trailers, emergency vehicles and apparatus) of a cost of \$5,000 or greater.

FRDAP – Florida Recreation Development Assistance Program.

FTE – Full Time Equivalent. A measure meant to standardize personnel; roughly equivalent to 2,080 hours per year.

Function – A major class or grouping of tasks directed toward a common goal, such as improvements to the public safety, improvement of the physical environment, etc. For the purposes utilized in budgetary analysis, the categories of functions have been established by the State of Florida and financial reports must be grouped according to those established functions.

Fund – A fiscal and accounting entity with a self-balancing set of accounts recording cash and other financial resources, together with all related liabilities and residual equities or balances, and change therein, which are segregated for the purpose of carrying on specific activities or attaining certain objectives in accordance with special regulations, restrictions, or limitations.

Fund Balance – Represents the excess of a fund's current assets over its current liabilities. For accounting purposes, fund balance is calculated as of year-end and is based on the difference between actual revenues and expenditures for the fiscal year. If revenues exceed expenditures, fund balance is positive and carries forward as revenue to the following year. If expenditures exceed revenues, any existing fund balance from a prior year is reduced. A study of changes in fund balances can indicate financial trends and fiscal health. Extreme quantities of fund balances or large fluctuations may indicate possible policy adjustments by the governing body or changes in budget procedures.

GLOSSARY

General Fund – Governmental accounting fund supported by ad valorem (property) taxes, licenses and permits, service charges, and other general revenues to provide countywide operating services. This may be referred to as the Operating Fund.

General Government – Functional classification for services provided by the county for the benefit of the public and the governmental body as a whole, including: legislative, financial/administrative, legal, comprehensive planning, judicial, court services and other general governmental services.

Governmental Funds – Account for general governmental activities which are largely supported by taxes and fees.

GOB – General Obligation Bond. General obligation bonds are secured by the full faith, credit and ad-valorem taxing power of the County. General obligation bonds may be issued only upon voter approval after a general election as required by Florida law.

Grant – A contribution of assets (usually cash) by one governmental unit or other organization to another made for a specified purpose.

Homestead Exemption – Refer to definition for exempt, exemption, and non-exempt.

Human Services – Functional classification for expenditures with the purpose of promoting the general health and well-being of the community as a whole, including: health services, mental health services, welfare, medical examiner and other human services.

Impact Fees – Financial contributions (i.e., money, land, etc.) Imposed by communities on developers or builders to pay for capital improvements within the community which are necessary to service/accommodate the new development.

Indirect Costs – Costs associated with, but not directly attributable to, the providing of a product or service. These are usually costs incurred by other departments in the support of operating departments.

Infrastructure – Infrastructure is a permanent installation such as a building, road, or water transmission system that provides public services.

Infrastructure Sales Tax – A 1% surtax on the first \$5,000 of each item sold in Seminole County. Revenues are restricted to funding county and municipal transportation improvements and for the construction and renovation of schools. Only that portion related to transportation improvements is included in the county's budget.

Interfund Transfers – Budgeted amounts transferred from one governmental accounting fund to another for services provided or for operational purposes. These represent a “double counting” of expenditures. Therefore, these amounts are deducted from the total County operating budget to calculate the “net” budget.

Intergovernmental Revenue – Revenue received from another government unit for a specific purpose.

Internal Service – Functional classification for expenses incurred through services provided by one county agency to another, such as the self-insurance fund.

GLOSSARY

Level Of Service Impact – Impact on adopted levels of service of facilities included in the capital improvements element (CIE) as follows: (m) the repair, remodeling, renovation or replacement of an existing county facility that will maintain levels of service in the comprehensive plan; (e) construction of a new facility or expansion of an existing facility that will reduce deficiencies in the levels of service in the comprehensive plan; (f) construction of a new facility or expansion of an existing facility is needed to meet levels of service from new development.

Levy – To impose taxes, special assessments, or service charges. Or, another term used for millage rate.

Line-Item Budget – A budget that lists each account category separately along with the dollar amount budgeted for each account, such as office supplies, overtime, or rolling stock purchases.

Long-Term Debt – Debt with a maturity of more than one year after the date of issuance.

LWCG – Land and Water Conservation Grant.

Mandate – Any responsibility, action, or procedure that is imposed by one sphere of government or another through constitutional, legislative, administrative, executive, or judicial action as a direct order, or that is required as a condition of aid.

Mill, Millage – 1/1000 of one dollar; used in computing taxes by multiplying the rate times taxable value divided by 1,000.

Millage Rate – A rate per one thousand dollars of taxable property value which, when multiplied by the taxable value, yields the property tax billing for a given parcel.

Miscellaneous (Funding Source) – Revenues other than those received from standard sources such as taxes, licenses and permits, grants, and user fees.

Modified Accrual Basis of Accounting – Revenues should be recognized in the accounting period in which they become available and measurable. Expenditures should be recognized in the accounting period in which the fund liability is incurred, if measurable, except for immature interest on general long-term debt, which should be recognized when due.

Municipal Services Benefit Unit (MSBU) – An assessment district established by the Board of County Commissioners via an adopted ordinance, which provides an essential public health and safety improvement for which a non-ad valorem assessment is levied to fund the cost of providing that benefit. This unit may be referred to as an MSBU.

Municipal Services Taxing Unit (MSTU) – A specific taxing unit established by the Board of County Commissioners via an adopted ordinance, which derives a specific benefit for which a levy or special assessment is imposed to defray part or all of the cost of providing that benefit. This unit may be referred to as an MSTU.

New Project – A capital project that has not been previously approved by the BOCC.

Non-Base Budgets – A non-recurring or one-time budget provided to a Department with a specific scope of work, which does not expire until completed. Non-base budgets are segregated in individual Business Units that are eligible to be carried forward at the end of each Fiscal Year.

NPDES – National Pollutant Discharge Elimination System.

GLOSSARY

Object Code – An account to which an expense or expenditure is recorded in order to accumulate and categorize the various types of payments that are made by governments. These are normally grouped into Personal Services, Operating Expenses, Capital Outlay, and Other categories for budgetary analysis and financial reporting purposes. The State of Florida Uniform Accounting System mandates certain object codes.

Objective – A defined method to accomplish an established goal.

Operating Expenses – Also known as Operating and Maintenance costs, these are expenses or day-to-day operations which exclude capital costs, such as office supplies, maintenance of equipment, and travel.

Operating Project – is a non-base activity which does not result in the creation or acquisition of a capital asset. It has a significant identifiable cost and scope of services. (Examples: studies, monitoring activities)

Other Appropriations – Functional classification for funds set aside to provide for unforeseen expenses, reserves and debt payment required by bond documents, and reserves for future capital projects.

Other Expenditures – These include items of a non-expense or expenditure nature such as depreciation expense and transfers to other funds.

Other Revenues – These include revenues unearned in the current fiscal year, such a fund balance or prior year reimbursements.

Personal Property – Livestock, commercial equipment and furnishings, attachments to mobile homes, railroad cars, and similar possessions that are taxable under state law.

Personal Services – Costs related to compensating employees, including salaries and wages and fringe benefit costs.

Physical Environment – Functional classification for functions performed by the county to achieve a satisfactory living environment for the community as a whole, including: solid waste disposal, water & sewer conservation & resource management, flood control & other physical environment services.

Program -. A set of activities with a common goal that is accomplished through a plan of action aimed at accomplishing a clear objective, with details on what work is to be done, by whom, when, and what means or resources will be used.

Project Completion Date – This is the date the project will be available to the user for its intended purpose but there may be some outstanding financial issues pending such as outstanding invoices, contractual or legal disputes.

Project Description – Brief explanation of each project's purpose and work scope.

Project – is a non-base activity that can be either an operating or capital project with an identifiable cost and scope of services.

Property Appraiser – The elected county official responsible for setting property valuations for tax purposes and for preparing the annual tax roll.

Property Tax – Refer to definition for ad valorem tax.

GLOSSARY

Proposed Millage – The tax rate certified to a property appraiser by each taxing authority within a county. The proposed millage is to be sent to the County Property Appraiser within 35 days after a county's tax roll is certified.

PSAP – Public Safety Answering Point.

Public Safety – Functional classification for services provided by the county for the safety and security of the public, including: law enforcement, fire control, protective inspections, emergency and disaster relief, and other public safety services.

Real Property – Land and the buildings and other structures attached to it that is taxable under state law.

Reassessment – The rolled back rate will be slightly lower than the previous year's millage levy. This reduced rate multiplied by the value of the new construction/annexations added to the roll during the year provides the only source of additional tax revenue if the rolled back rate is levied.

Reserve – An account used to indicate that a portion of a fund's balance is legally restricted for a specific purpose and is, therefore, not available for general appropriation.

Reserves and Refunds- Included in this category are funds required to meet both anticipated and unanticipated needs: the balance of anticipated earmarked revenues not required for operation in the budget year; estimated reimbursements to organizations, state, or federal governments for revenues received and not spent, and those required to be set aside by bond covenants.

Revenue – Funds that a government receives as income. These receipts may include tax payments, interest earnings, service charges, grants, and intergovernmental payments.

Revenue Bonds – Bonds usually sold for constructing a capital project that will produce revenue for the governmental unit issuing the bonds. The revenue is used to pay for the principal and interest of the bonds.

Revenue Estimate – A formal estimate of how much revenue will be earned from a specific revenue source for some future period, such as the next fiscal year.

Rolled Back/Roll Back Rate – That millage rate which, when multiplied times the tax roll, exclusive of new construction added to that tax roll, would yield the same amount of revenue for the taxing authority as was yielded by the millage rate levied in the previous year. In normal circumstances, as the tax roll rises by virtue of inflation or rising property values, the roll-back rate will be lower than the previous year's tax rate.

SCADA – Supervisory Control and Data Acquisition.

SER – South-East Regional.

SHIP – State Housing Initiative Program.

Special Assessment – A compulsory levy imposed on certain properties to defray part or all of the cost of a specific improvement or service deemed to primarily benefit those properties.

Special Revenue Fund – A governmental accounting fund used to account for the proceeds of specific revenue sources that are legally restricted to expenditures for specified purposes.

SSNOCWTA – South Seminole & North Orange County Wastewater Transmission Authority.

GLOSSARY

State Shared Revenue – Revenues assessed and collected by the State of Florida, then allocated and returned to the counties and municipalities. The largest portion of state shared revenues is sales tax.

Structurally Balanced Budget – A balanced budget that supports financial sustainability for multiple years into the future.

Tax Base – The total property valuations on which each taxing authority levies its tax rates.

Tax Roll – The certification of assessed/taxable values prepared by the Property Appraiser and presented to the taxing authority by July 1 (or later if an extension is granted by the State of Florida) each year.

Tax Year – The calendar year in which ad valorem property taxes are levied to finance the ensuing fiscal year budget. For example, the tax roll for the 2005 calendar year would be used to compute the ad valorem taxes levied for the FY 05-06 budget.

Tentative Millage – The tax rate adopted in the first public budget hearing of a taxing agency. Under state law, the agency may reduce, but not increase, the tentative millage during the final budget hearing.

Transfers – Transfers between individual funds of a governmental unit which are not repayable and are not considered charges for goods or services. These represent a “double counting” of revenues, and correspond to an equal amount of interfund expenditures.

Transportation – Functional classification for expenditures for developing and improving the safe and adequate flow of vehicles, travelers and pedestrians on road and street facilities.

Trust and Agency Funds – Funds used to account for assets held by the County in a trustee capacity or as an agent for individuals, private organizations, other governments, and/or other funds.

Truth in Millage Law – Also called the TRIM bill. A 1980 law enacted by the Florida legislature, which changed the budget process for local taxing agencies; it was designed to keep the public informed about the taxing intentions of the various taxing authorities.

Underlying Bond Rating – Published assessment of a particular debt issue’s credit quality absent credit enhancement.

Unencumbered Balance – The amount of an appropriation that is neither expended nor encumbered. It is essentially the amount of funds still available for future needs.

Uniform Accounting System – The chart of accounts prescribed by the Office of the State Comptroller designed to standardize financial information to facilitate comparison and evaluation of reports.

User Fees – The fees charged for direct receipt of public services.

Voted Millage – Property tax levies authorized by voters within a taxing authority. Bond issues that are backed by property taxes are a common form of voted millage in the State of Florida. Such issues are called general obligation bonds.

WTP – Water Treatment Plant.

WWTP – Waste Water Treatment Plant.



RESOLUTION

of the

SEMINOLE COUNTY BOARD OF COUNTY COMMISSIONERS

ADOPTING THE AD VALOREM TAX MILLAGE RATES FOR THE FISCAL YEAR COMMENCING OCTOBER 1, 2018; LEVYING THESE AD VALOREM TAXES ON ALL NONEXEMPT REAL AND PERSONAL PROPERTY IN THE COUNTY AS OF JANUARY 1, 2018 ACCORDING TO THE CERTIFIED TAX ROLL; AUTHORIZING THE RESOURCE MANAGEMENT DIRECTOR TO PROVIDE A CERTIFIED COPY OF THIS RESOLUTION TO THE PROPERTY APPRAISER, THE TAX COLLECTOR AND THE FLORIDA DEPARTMENT OF REVENUE; AND PROVIDING FOR AN EFFECTIVE DATE.


WHEREAS, the total valuation on property, both real and personal in Seminole County, Florida, subject to assessment for taxation to raise revenue for the Fiscal Year beginning October 1, 2018 and ending September 30, 2019, as reported by the Property Appraiser of Seminole County, Florida in the certified Assessment Roll is \$33,107,775,121; and

WHEREAS, the Board of County Commissioners of Seminole County, Florida, pursuant to Section 200.065, Florida Statutes (2018), held duly advertised public hearings on September 12, 2018 as to the tentative millage and Fiscal Year 2018-2019 budget and on September 25, 2018 as to fixing the final millage and approval of the final budget for Fiscal Year 2018-2019; and

WHEREAS, the Board of County Commissioners of Seminole County, Florida, in accordance with Chapters 129 and 200, Florida Statutes (2018), is required at this time to fix ad valorem tax millage for County purposes as well as for special taxing units; and

WHEREAS, the aggregate millage rate of \$6.9150 per \$1,000 valuation for countywide purposes and special taxing units represents a 6.67% increase over the Current Year Aggregate Rolled Back Rate of 6.4829 mills,

CERTIFIED COPY - GRANT MALOY
CLERK OF THE CIRCUIT COURT
AND COMPTROLLER
SEMINOLE COUNTY, FLORIDA

BY  DEPUTY CLERK



NOW, THEREFORE, BE IT RESOLVED by the Board of County Commissioners of Seminole County, Florida in an open meeting duly assembled at the County Services Building in Sanford, Seminole County, Florida on the 25th day of September, 2018 as follows:

Section 1. All County Purpose Non-Debt Levies. Seminole County General County Millage: It is hereby determined and declared that a tax of \$4.8751 per \$1,000 valuation be levied, assessed, and imposed for the tax year 2018 on all taxable property in Seminole County on the first day of January, 2018, lying and being within the boundaries of Seminole County, for the purpose of providing general governmental services to the citizens of Seminole County inclusive of payment of salaries and fees of officers and employees, to provide for law enforcement, operating and maintaining the County road system, and to properly conduct the business of the County.

The millage rate of \$4.8751 per \$1,000 valuation for all County purpose non-debt levies is unchanged from the rate imposed for tax year 2017 and is 7.12% more than the current year rolled back millage rate of 4.5509 mills.

Section 2. Special Taxing Units.

(a) **Seminole County Fire Protection District (MSTU):** It is hereby determined and declared that a tax of \$2.7649 per \$1,000 valuation be levied, assessed, and imposed for the tax year 2018 on all taxable property lying within the boundaries of the Seminole County Fire Protection District on the first day of January, 2018 for the purpose of providing fire and rescue services.

The millage rate of \$2.7649 per \$1,000 valuation for the Seminole County Fire Protection District (MSTU) levy is the same rate imposed for Fiscal Year 2017-2018 and is 6.95% more than the current year rolled back millage rate of 2.5853 mills for the 2018 tax year.

(b) **Seminole County Unincorporated Transportation District (MSTU):** It is hereby determined and declared that a tax of \$0.1107 per \$1,000 valuation be levied, assessed and imposed for the tax year 2018 on all taxable property lying within the boundaries of the Transportation District in Seminole County on the first day of January, 2018 for the purpose of meeting the current expenses as estimated in the budget.

The millage rate of \$0.1107 per \$1,000 valuation for the Seminole County Unincorporated Transportation District (MSTU) levy is the same millage rate imposed for Fiscal Year 2017-2018 and is 6.34% more than the certified rolled back millage rate of 0.1041 mills for the 2018 tax year.

Section 3. The Property Appraiser of Seminole County, Florida is hereby directed to assess all the foregoing taxes, as fixed and levied by the Board of County Commissioners of Seminole County, Florida, upon the property and that he extend the taxes upon valuation of such property according to the millage as fixed and determined by the Board of County Commissioners of Seminole County, Florida on all property subject to taxation in the County as of the first day of January, 2018.

Section 4. The County's Resource Management Department Director is hereby directed to furnish to the Property Appraiser, the Tax Collector of Seminole County, Florida, and the Florida Department of Revenue full and complete copies of this Resolution.

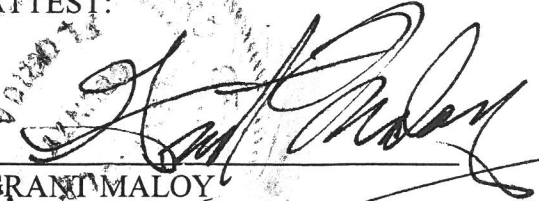
Section 5. The Clerk and Auditor of Seminole County, Florida is hereby notified of the amount to be apportioned to the different funds and accounts out of the total taxes levied for all purposes.

Section 6. The Tax Collector of Seminole County, Florida is hereby instructed and directed to collect the taxes in the same manner as other taxes are collected.

ADOPTED this 25th day of September, 2018, which is the effective date of this Resolution.

ATTEST:

BOARD OF COUNTY COMMISSIONERS
SEMINOLE COUNTY, FLORIDA


GRANT MALOY
Clerk to the Board of
County Commissioners of
Seminole County, Florida

By: 
LEE CONSTANTINE, Vice-Chairman

DWM/lpk
8/13/18
T:\Users\Legal Secretary CSB\Fiscal Services\2018\2018-2019 Millage Resolution.docx

RESOLUTION

of the

SEMINOLE COUNTY BOARD OF COUNTY COMMISSIONERS

ADOPTING THE FINAL BUDGET FOR FISCAL YEAR 2018-2019 AFTER CONDUCTING DULY ADVERTISED PUBLIC HEARINGS ON THIS BUDGET; MAKING APPROPRIATIONS FOR THIS FISCAL YEAR ACCORDING TO THE ESTIMATES OF REVENUES AND EXPENDITURES FOR SEMINOLE COUNTY CONTAINED IN THIS BUDGET AS SET FORTH IN THIS RESOLUTION; AND PROVIDING AN EFFECTIVE DATE.

WHEREAS, the Fiscal Year 2018-2019 budget estimates of the revenues and expenditures of Seminole County, Florida, its Departments, Divisions, and Districts have been prepared; and

WHEREAS, the Board of County Commissioners of Seminole County, Florida, pursuant to the requirements of Chapter 129 and Section 200.065, Florida Statutes (2018), held duly advertised public hearings on September 12, 2018 as to the tentative millage and Fiscal Year 2018-2019 budget and on September 25, 2018 as to fixing the final millage and approval of the final budget for Fiscal Year 2018-2019,

NOW, THEREFORE, BE IT RESOLVED by the Board of County Commissioners of Seminole County, Florida:

Section 1. The Seminole County budget for Fiscal Year 2018-2019 showing a total of all sources of revenues of **\$793,047,888** and total uses of **\$793,047,888** all set forth in detail as to the several funds identified in this budget, is hereby approved, adopted, and accepted as the Seminole County budget for the Fiscal Year commencing October 1, 2018 and ending on September 30, 2019 as follows:

CERTIFIED COPY - GRANT MALOY
CLERK OF THE CIRCUIT COURT
AND COMPTROLLER
SEMINOLE COUNTY, FLORIDA



BY Grant Maloy DEPUTY CLERK

GOVERNMENTAL FUNDS:**General Fund**

00100 General Fund	\$ 285,397,754
00103 Natural Land Endowment	700,122
00108 Facilities Maintenance	348,788
00109 Fleet Replacement	2,173,251
00111 Technology Replacement	757,396
00112 BCC Projects	663,739
13100 Economic Development	2,226,732

Sub-Total General Fund	<u>292,267,782</u>
-------------------------------	---------------------------

Donation Funds

60301 BOCC Agency	18,000
60303 Libraries - Designated	50,000
60304 Animal Control	150,925
60305 Historical Commission	1,000

Sub-Total Donation Funds	<u>219,925</u>
---------------------------------	-----------------------

Total General Fund	<u>292,487,707</u>
---------------------------	---------------------------

Restricted Funds

00101 Police Education	150,000
00104 Boating Improvement	290,174
10400 Building Program	7,808,992
11400 Court Support Technology Fee	1,224,025
12200 Arbor Violation Trust	145,697
12300 Alcohol/Drug Abuse	187,306
12302 Teen Court	195,154
12500 Emergency 911	6,292,938
12802 Law Enforcement-Impact Fee	2,228
12804 Library-Impact Fee	127,823
15000 MSBU Street Lighting	2,993,000
15100 MSBU Residential Solid Waste	20,185,950

Other MSBU:

16000 MSBU Program Operations	754,405
16005 MSBU Mills (LM/AWC)	360,000
16006 MSBU Pickett Aquatic (LM/AWC)	312,815
16007 MSBU Amory (LM/AWC)	34,985
16010 MSBU Cedar Ridge (GROUNDS MAINT)	71,000
16013 MSBU Howell Creek (LM/AWC)	14,205
16020 MSBU Horseshoe (LM/AWC)	13,950
16021 MSBU Myrtle (LM/AWC)	17,090
16023 MSBU Spring Wood Lake (LM/AWC)	34,885
16024 MSBU Lake of the Woods (LM/AWC)	94,320
16025 MSBU Mirror (LM/AWC)	69,120
16026 MSBU Spring (LM/AWC)	178,200
16027 MSBU Springwood Waterway (LM/AWC)	54,095
16028 MSBU Burkett (LM/AWC)	58,940
16030 MSBU Sweetwater Cove (LM/AWC)	69,745
16031 MSBU Lake Asher (AWC)	7,685
16032 MSBU English Estates (LM/AWC)	5,065
16033 MSBU Grace Lake (LM/AWC)	14,675
16035 MSBU Buttonwood Pond (LM/AWC)	9,970
16036 MSBU Howell Lake (LM/AWC)	263,085

Sub-Total Other MSBU Funds	<u>2,438,235</u>
-----------------------------------	-------------------------

Governmental Restricted Funds (continued)*Transportation Funds*

10101 Transportation Trust	23,200,410
10102 Ninth-cent Fuel Tax	7,240,619

Infrastructure Sales Tax

11500 Infrastructure Sales Tax - 1991	12,759,078
11541 Infrastructure Sales Tax - 2001	4,191,472
11560 Infrastructure Sales Tax - 2014	51,683,293

Sub-Total Infrastructure Sale Tax Funds	68,633,843
-----------------------------------------	------------

Transportation Impact Fee

12601 Arterial Transportation Impact Fee	(4,310,571)
12602 North Collector Transp Impact Fee	9,355
12603 West Collector Transp Impact Fee	483,998
12604 East Collector Transp Impact Fee	588,522
12605 South Central Collector Transp Impact Fee	(1,351,688)

Sub-Total Transportation Impact Fee Funds	(4,580,384)
-------------------------------------------	-------------

Sub-Total Transportation Funds	94,494,488
--------------------------------	------------

Fire District Funds

11200 Fire Protection	85,539,010
11207 Fire Protection - Casselberry	4,731,955
12801 Fire/Rescue-Impact Fee	197,000

Sub-Total Fire District Funds	90,467,965
-------------------------------	------------

Tourism

11000 Tourist Development - 3% Tax	5,707,291
11001 Tourist Development/Prof Sports - 2% Tax	3,777,082

Sub-Total Tourism Funds	9,484,373
-------------------------	-----------

Grant Funds

00110 Adult Drug Court	443,321
11901 Community Development Block Grant	1,906,512
11902 HOME Program Grant	734,777
11904 Emergency Shelter Grants	149,759
11905 Community Svc Block Grant	30,000
11909 Mosquito Control Grant	41,646
11917 Leisure Services Grants	40,000
11919 Community Service Grants	479,291
11920 Neighborhood Stabilization Program	10,000
11925 DCF Reinvestment Grant	47,313
11926 City of Sanford CDBG	448,253
11933 Federal Mitigation Grants	195,898
12018 SHIP Affordable Housing-17/18	33,000
12019 SHIP Affordable Housing-18/19	696,584

Restricted / Grant Funds	5,256,354
---------------------------------	------------------

Debt Service Funds

21200 General Revenue Debt	1,542,509
21235 General Revenue Debt 2014	1,641,450
21300 County Shared Revenue Debt	1,745,724
22500 Sales Tax Revenue Bonds	4,987,575

Restricted / Debt Service Funds	9,917,258
----------------------------------------	------------------

Capital Funds

30600 Infrastructure Imp Op Fund	577,136
32100 Natural Lands/Trails	829,836
32200 Courthouse Projects	248,420

Restricted / Capital Funds	1,655,392
-----------------------------------	------------------

Total Restricted Funds	253,317,352
-------------------------------	--------------------

TOTAL GOVERNMENTAL FUNDS	545,805,059
---------------------------------	--------------------

PROPRIETARY FUNDS:

Enterprise Funds

Water & Sewer

40100 Water And Sewer Operating	92,803,243
40102 Water Connection Fees	1,310,247
40103 Sewer Connection Fees	4,885,495
40105 Water and Sewer Bonds, Series 2006	15,152
40106 Water and Sewer Bonds, Series 2010	16,212
40107 Water & Sewer Debt Service Reserve	18,121,674
40108 Water and Sewer (Operating) Capital Fund	26,060,187
Sub-Total Water & Sewer Fund	<u>143,212,210</u>

Solid Waste

40201 Solid Waste	35,646,885
40204 Landfill Closure Escrow	21,464,016
Sub-Total Solid Waste Fund	<u>57,110,901</u>

Total Enterprise Funds 200,323,111

Internal Service Funds

50100 Property/Casualty Insurance	7,822,411
50200 Workers' Compensation Insurance	7,715,321
50300 Health Insurance	31,381,986

Total Internal Service Funds 46,919,718

TOTAL PROPRIETARY FUNDS 247,242,829


GRAND TOTAL ALL FUNDS \$ 793,047,888

Section 2. All sections or parts of sections of all resolutions in conflict with this Resolution are hereby repealed to the extent of such conflict.

Section 3. This Resolution takes effect immediately upon its adoption by the Board of County Commissioners.

ADOPTED this 25th day of September, 2018.

ATTEST:



GRANT MALOY
Clerk to the Board of
County Commissioners of
Seminole County, Florida

BOARD OF COUNTY COMMISSIONERS
SEMINOLE COUNTY, FLORIDA

By: 
LEE CONSTANTINE, Vice-Chairman

DWM/lpk
8/13/18
T:\Users\Legal Secretary CSB\Fiscal Services\2018\2018-2019 Budget Resolution.docx