



SEMINOLE COUNTY
FLORIDA'S NATURAL CHOICE

FINAL ADOPTED BUDGET

**Budget Summary for
Fiscal Year 2011/2012**

Seminole County, Florida



SEMINOLE COUNTY

FLORIDA'S NATURAL CHOICE

**SEMINOLE COUNTY GOVERNMENT
FISCAL YEAR 2011/12**

BOARD OF COUNTY COMMISSIONERS

BOB DALLARI
District 1

JOHN HORAN
District 2

DICK VAN DER WEIDE
District 3

CARLTON HENLEY
VICE CHAIRMAN
District 4

BRENDA CAREY
CHAIRMAN
District 5

APPOINTED OFFICIALS

JIM HARTMANN
County Manager

A. BRYANT APPELEGATE
County Attorney

CONSTITUTIONAL OFFICERS

DONALD F. ESLINGER
Sheriff

RAY VALDES
Tax Collector

DAVID JOHNSON
Property Appraiser

MARYANNE MORSE
Clerk of the Circuit Court

MIKE ERTEL
Supervisor of Elections

Seminole County Government

Table of Contents

FINAL RESOLUTIONS

Millage Resolution	1
Budget Resolution	5

BUDGET SUMMARY

Countywide Budget Summary	11
Budgetary Basis and Assumptions	12
Countywide Budgetary Sources	16
Countywide Summary of Sources	18
Countywide Budgetary Uses	25
Countywide Summary of Uses by Service Area/Program	27
Budget by Department	30
Countywide Transfer Summary	32
Countywide Summary of Reserves	33

AD VALOREM TAXES

Countywide Millage Summary	35
Five Year Gross Taxable Value Comparison Table	37
Residential Home Property Tax Comparison	38
Unincorporated Residential Home Property Tax Calculation	39

PERSONAL SERVICES

Personal Services Overview	41
Countywide Position Summary	43
Position Count Changes – Five Year Summary	44
Position Changes Detail	45
Full Time Equivalent Changes – Detail	46
Eliminated / New Positions	47
Eliminated Positions Summary – Five Year Total	48
Temporary Positions	50
Program Staffing	51
Pay Bands	53
Growth of County Population to Growth of BCC Employees	54

CAPITAL EQUIPMENT

Capital Equipment Summary	55
Capital Equipment by Fund	56
Capital Equipment by Department	58

PROJECTS

Project Summary	59
Project Listing by Department	62
Project Listing by Fund	68

RESOLUTION
of the
SEMINOLE COUNTY BOARD OF COUNTY COMMISSIONERS:

ADOPTING THE AD VALOREM TAX MILLAGE RATES FOR THE FISCAL YEAR COMMENCING OCTOBER 1, 2011, LEVYING SAID AD VALOREM TAXES ON ALL NONEXEMPT REAL AND PERSONAL PROPERTY IN THE COUNTY AS OF JANUARY 1, 2011 ACCORDING TO THE CERTIFIED TAX ROLL AND AUTHORIZING THE CLERK OF THE BOARD TO PROVIDE A CERTIFIED COPY OF THIS RESOLUTION TO THE PROPERTY APPRAISER AND THE TAX COLLECTOR.


WHEREAS, the total valuation on property, both real and personal in Seminole County, Florida, subject to assessment for taxation to raise revenue for the Fiscal Year beginning October 1, 2011, and ending September 30, 2012, as reported by the Property Appraiser, of Seminole County, Florida in the certified Assessment Roll is \$23,994,202,192; and



WHEREAS, the Board of County Commissioners of Seminole County, Florida, pursuant to Section 200.065, Florida Statutes, held duly advertised public hearings on September 14, 2011 as to the tentative millage and fiscal year 2011-2012 budget and on September 27, 2011 as to fixing the final millage and approval of the final budget for fiscal year 2011-2012; and

WHEREAS, the Board of County Commissioners of Seminole County, Florida, in accordance with Chapters 129 and 200, Florida Statutes, as amended, is required at this time to fix ad valorem tax millage for County purposes as well as for special taxing units; and

WHEREAS, the proposed aggregate millage rate of \$6.5151 per \$1,000 valuation for countywide purposes and special taxing units.

CERTIFIED COPY
MARYANNE MORSE
CLERK OF CIRCUIT COURT
SEMINOLE COUNTY, FLORIDA
BY 
DEPUTY CLERK

represents a 6.37% decrease from the Certified Aggregate Rolled Back Rate of \$6.9582.

NOW, THEREFORE, BE IT RESOLVED by the Board of County Commissioners of Seminole County, Florida, in open meeting duly assembled at the County Services Building in Sanford, Seminole County, Florida, on the 27th day of September, 2011 as follows:

SECTION I: ALL COUNTY PURPOSE NON-DEBT LEVIES

Seminole County General County Millage: It is hereby determined and declared that a tax of \$4.8751 per \$1,000 valuation be levied, assessed and imposed for the tax year 2011, on all taxable property in Seminole County on the first day of January, 2011, lying and being within the boundaries of Seminole County, for the purpose of providing general governmental services to the citizens of Seminole County inclusive of payment of salaries and fees of officers and employees, to provide for law enforcement, operating and maintaining the County road system and to properly conduct the business of the County.

The millage rate of \$4.8751 per \$1,000 valuation for all County purpose non-debt levies is unchanged from the rate imposed for tax year 2010 and is 5.78% less than the certified rolled back millage rate of \$5.1742.

SECTION II: ALL COUNTY PURPOSE DEBT LEVIES

Natural Lands/Trails Voted Debt: It is hereby determined and declared that a tax of \$0.1700 per \$1,000 valuation be levied, assessed and imposed for the tax year 2011 on all taxable property in Seminole County on the first day of January, 2011 lying and being within the boundaries of Seminole County, for the purpose of meeting

the current debt service obligations on the outstanding bonds heretofore issued for Natural Lands and Trails acquisition and capital improvement purposes as set forth in the Fiscal Year 2011-2012 budget.

SECTION III: SPECIAL TAXING UNITS

A. **Seminole County Fire Protection District (MSTU)**: It is hereby determined and declared that a tax of \$2.3299 per \$1,000 valuation be levied, assessed and imposed for the tax year 2011 on all taxable property lying within the boundaries of said Fire Protection District on the first day of January, 2011, for the purpose of providing fire/rescue services.

The millage rate of \$2.3299 per \$1,000 valuation for the Seminole County Fire Protection District (MSTU) levy is the same rate imposed for Fiscal Year 2010/11 and is 5.62% less than the certified rolled back millage rate of 2.4687 mills for the 2011 tax year.

B. **Seminole County Unincorporated Transportation District (MSTU)**: It is hereby determined and declared that a tax of \$0.1107 per \$1,000 valuation be levied, assessed and imposed for the tax year 2011, on all taxable property lying within the boundaries of said Transportation District in the Seminole County on the first day of January, 2011, for the purpose of meeting the current expenses as estimated in the budget.

The millage rate of \$0.1107 per \$1,000 valuation for the Seminole County Unincorporated Transportation District (MSTU) levy is the same millage rate imposed for Fiscal Year 2010/11 and is 5.55% less than the certified rolled back millage rate of .1172 mills for the 2011 tax year

BE IT FURTHER RESOLVED that the Property Appraiser of Seminole County, Florida, is hereby directed to assess all the foregoing taxes as fixed and levied by the Board of County Commissioners of Seminole County, Florida, upon the property and that he extend the taxes upon valuation of such property according to said millage as fixed and determined by the Board of County Commissioners of Seminole County, Florida, on all property subject to taxation in the County, as the first day of January, 2011.

BE IT FURTHER RESOLVED that the Clerk of the Board of County Commissioners of Seminole County, Florida, is hereby directed to furnish to the Property Appraiser and the Tax Collector of Seminole County, Florida, full and complete copies of this Resolution.


BE IT FURTHER RESOLVED that the Clerk and Auditor of Seminole County, Florida, be notified of the amount to be apportioned to the different funds and accounts out of the total taxes levied for all purposes.

BE IT FURTHER RESOLVED that the Tax Collector of Seminole County, Florida, is hereby instructed and directed to collect the taxes in the same manner as other taxes are collected.

ADOPTED this 27th day of September, 2011.

ATTEST:

BOARD OF COUNTY COMMISSIONERS
SEMINOLE COUNTY, FLORIDA


MARYANNE MORSE
Clerk to the Board of
County Commissioners of
Seminole County, Florida

By: 
BRENDA CAREY, Chairman

AWB/sjs
9/8/11

P:\Users\ssharrar\Resolutions\2011\2011-2012 Millage Resolution.doc

RESOLUTION
of the
SEMINOLE COUNTY BOARD OF COUNTY COMMISSIONERS:

ADOPTING THE FINAL BUDGET FOR FISCAL YEAR 2011-2012 AFTER CONDUCTING DULY ADVERTISED PUBLIC HEARINGS IN CONNECTION THEREWITH AND MAKING APPROPRIATIONS FOR SAID FISCAL YEAR ACCORDING TO THE ESTIMATES OF REVENUES AND EXPENDITURES FOR SEMINOLE COUNTY CONTAINED IN SAID BUDGET AS SET FORTH HEREIN.

WHEREAS, the Fiscal Year 2011-2012 budget estimates of the revenues and expenditures of Seminole County, Florida, its Departments, Divisions and Districts have been prepared; and

WHEREAS, the Board of County Commissioners of Seminole County, Florida, pursuant to the requirements of Chapter 129 and Section 200.065, Florida Statutes, held duly advertised public hearings on September 14, 2011 as to the tentative millage and fiscal year 2011-2012 budget and on September 27, 2011 as to fixing the final millage and approval of the final budget for fiscal year 2011-2012;

NOW, THEREFORE, BE IT RESOLVED by the Board of County Commissioners of Seminole County, Florida:

1. That the Seminole County budget for Fiscal Year 2011-2012, showing a total of all sources of revenues of \$798,498,062 and total uses of \$798,498,062 all set forth in detail as to the several funds identified therein, be and the same is hereby approved, adopted and accepted as the Seminole County budget for the Fiscal Year commencing October 1, 2011 and ending on September 30, 2012 as follows:

CERTIFIED COPY
MARYANNE MORSE
CLERK OF CIRCUIT COURT
SEMINOLE COUNTY, FLORIDA

BY  DEPUTY CLERK

Fund Description

Budget

GOVERNMENTAL FUNDS

General Fund

00100 General Fund	\$ 250,393,087
00108 Facilities Maintenance	3,603,397
00109 Fleet Replacement	2,000,000
00111 Technology Replacement	500,000
13000 Stormwater	1,411,000
13100 Economic Development	1,617,710

Total General Fund

\$ 259,525,194

Restricted Funds

Operating Funds

00101 Police Education	244,528
10400 Building Program	2,394,700
11200 Fire Protection	77,069,215
11400 Court Technology Fee	1,300,000
12200 Arbor Violation Trust	10,000
12300 Alcohol/Drug Abuse	97,291
12302 Teen Court	387,308
12500 Enhanced 911	7,717,422
15000 Street Lighting MSBU	3,099,798
15100 Solid Waste MSBU	18,884,062

Transportation

10101 Transportation Trust	25,169,683
10102 Ninth-cent Fuel Tax	3,855,764
Sub-Total Transportation Trust Fund	<u>29,025,447</u>

Tourism

11000 Tourist Development - 3% Tax	7,260,974
11001 Tourist Development - 2% Tax	2,012,203
Sub-Total Tourism Fund	<u>9,273,177</u>

MSBU Program

16000 MSBU Program Operations	1,336,200
16005 MSBU Lake Mills	84,200
16006 MSBU Lake Pickett	182,579
16007 MSBU Lake Amory	7,425
16010 MSBU Cedar Ridge	39,250
16013 MSBU Howell Creek	9,615
16021 MSBU Lake Myrtle	7,380
16023 MSBU Lake Spring Wood	7,440
16024 MSBU Lake of the Woods	19,480
16025 MSBU Lake Mirror	16,850
16026 MSBU Spring Lake	57,950
16027 MSBU Springwood Waterway	13,645
16028 MSBU Lake Burkett/Martha	14,130
Sub-Total MSBU Program Fund	<u>1,796,144</u>

Restricted / Operating Funds

151,299,092

Fund Description**Budget****Restricted Funds (continued)****Donation Funds**

00103 Natural Lands	1,007,847
60301 Leisure Services	7,204
60302 Public Safety	36,214
60303 Libraries - Designated	7,251
60304 Animal Services	95,902
60305 Historical Commission	20,885
60311 Seminole County Expressway Authority	37,774
Restricted / Donation Funds	<u>1,213,077</u>

Grant Funds

00102 Tank Inspection	117,500
00106 Petroleum Clean Up	241,885
00110 Adult Drug Court	299,867
11800 EMS Trust	213,441
11901 Community Development Block Grant	4,092,256
11902 HOME Program Grant	2,851,757
11904 Emergency Shelter Grants	107,801
11905 Community Svc Block Grant	147,480
11908 Disaster Preparedness	176,004
11909 Mosquito Control	18,396
11912 Public Safety Grants (State)	7,135
11915 Public Safety Grants (Federal)	755,956
11918 Growth Management Grants	4,562
11919 Community Service Grants	3,786,770
11920 Neighborhood Stabilization Program	5,471,403
11923 ARRA - Community Services Stimulus	206,553
12009 SHIP - Affordable Housing 08/09	3,092,610
12010 SHIP - Affordable Housing 09/10	678,429
12011 SHIP - Affordable Housing 10/11	97,233
12012 SHIP - Affordable Housing 11/12	489,314
Restricted / Grant Funds	<u>22,856,352</u>

Capital Funds***Infrastructure Sales Tax***

11500 Infrastructure Sales Tax - 1991	88,090,201
11541 Infrastructure Sales Tax - 2001	69,246,514
Sub-Total Infrastructure Sale Tax Fund	<u>157,336,715</u>

Transportation Impact Fee

12601 Arterial Transportation Impact Fee	(51,100,634)
12602 North Collector Transp Impact Fee	28,493
12603 West Collector Transp Impact Fee	(5,957,787)
12604 East Collector Transp Impact Fee	(3,822,891)
12605 South Central Collector Transp Impact Fee	(13,907,810)
Sub-Total Transportation Impact Fee Fund	<u>(74,760,629)</u>

00104 Boating Improvement	286,939
12801 Fire/Rescue-Impact Fee	2,583,029

Fund Description**Budget****Restricted Funds (continued)***Capital Funds*

12804 Library-Impact Fee	315,878
13300 17/92 Redevelopment	8,578,936
32100 Natural Lands/Trails Project	3,616,246
32000 Sales Tax Bond Proceeds - 2005	436,415
32200 Sales Tax Bond Proceeds - 2001	425,270
Restricted / Capital Funds	<u>98,818,799</u>

Debt Service Funds

21200 General Revenue Debt	1,594,201
21400 Gas Tax Revenue Bonds	1,253,740
22100 Limited General Obligation Bonds	4,931,358
22500 Sales Tax Revenue Bonds	5,378,374
Restricted / Debt Service Funds	<u>13,157,673</u>

Total Restricted Funds**287,344,993****TOTAL GOVERNMENTAL FUNDS****546,870,187****PROPRIETARY FUNDS****Enterprise Funds***Water & Sewer*

40100 Water And Sewer Operating	70,496,700
40102 Water Connection Fees	6,570,300
40103 Sewer Connection Fees	14,078,000
40105 Water and Sewer Bonds, Series 2006	6,848,000
40106 Water and Sewer Bonds, Series 2010	40,726,360
40107 Water & Sewer Debt Service Reserve	18,132,512
Sub-Total Water & Sewer Fund	<u>156,851,872</u>

Solid Waste

40201 Solid Waste	38,039,414
40204 Landfill Closure Escrow	16,078,266
Sub-Total Solid Waste Fund	<u>54,117,680</u>

Total Enterprise Funds**210,969,552****Internal Service Funds**

50100 Property/Liability Insurance	8,330,873
50200 Workers' Compensation Insurance	7,960,717
50300 Health Insurance	24,366,733
Total Internal Service Funds	<u>40,658,323</u>


TOTAL PROPRIETARY FUNDS**251,627,875****GRAND TOTAL ALL FUNDS****\$ 798,498,062**

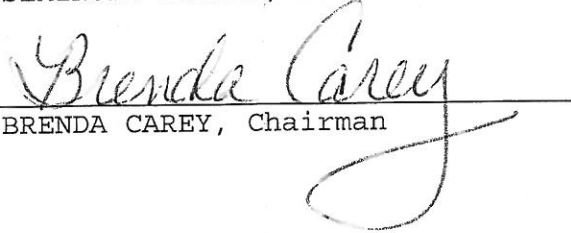
2. That all sections or parts of sections of all resolutions in conflict herewith be and the same are hereby repealed to the extent of such conflict.

ADOPTED this 27th day of September, 2011.

ATTEST:

BOARD OF COUNTY COMMISSIONERS
SEMINOLE COUNTY, FLORIDA


MARYANNE MORSE
Clerk to the Board of
County Commissioners of
Seminole County, Florida

By: 
BRENDA CAREY, Chairman

AWS/lpk
9/19/11, 9/22/11
P:\Users\ssharrer\Resolutions\2011\2011-2012 Budget Resolution 9-21-11.doc





Seminole County Government Countywide Budget Summary

Fiscal Year	Actual FY 2009/10	Adopted FY 2010/11	Amended FY 2010/11	1st PH Tentative FY 2011/12	Adopted FY 2011/12
PROPERTY TAX RATES (In Mills)					
Countywide	4.9000	4.8751	4.8751	4.8751	4.8751
Voted Debt Service - Natural Lands/Trails	0.1451	0.1700	0.1700	0.1700	0.1700
Total Countywide	5.0451	5.0451	5.0451	5.0451	5.0451
Unincorporated Roads MSTU	0.1107	0.1107	0.1107	0.1107	0.1107
Fire MSTU	2.3299	2.3299	2.3299	2.3299	2.3299
Totals	7.4857	7.4857	7.4857	7.4857	7.4857
VALUE OF ONE MILL (In Millions) @ 96%					
Countywide	26.939	24.392	24.330	23.034	23.034
Unincorporated Roads MSTU	13.576	12.565	12.539	11.908	11.908
Fire MSTU	18.082	16.535	16.496	15.648	15.648
REVENUE/SOURCE SUMMARY (In Millions)					
Taxes - Ad Valorem	\$ 180.9	\$ 163.9	\$ 163.9	\$ 154.5	\$ 154.5
Taxes - Other	71.4	70.7	70.7	38.9	38.9
Grants (Federal/State/Local)	32.2	23.2	50.8	10.9	24.0
Shared Revenues	38.3	41.1	40.8	36.9	41.1
Charges for Services	88.9	92.9	93.5	95.7	96.2
Special Assessments/ Fees	19.6	19.8	19.8	20.9	20.9
Miscellaneous Revenues	16.3	9.8	11.6	7.3	8.9
	447.6	421.4	451.1	365.1	384.5
Other Sources	20.1	-	-	-	-
Transfers - In	29.0	23.2	23.2	23.5	23.5
Beginning Fund Balance	690.0	324.7	646.4	389.7	390.5
Totals	\$ 1,186.7	\$ 769.3	\$ 1,120.7	\$ 778.3	\$ 798.5
EXPENDITURE/USE SUMMARY (In Millions)					
Personal Services	\$ 94.0	\$ 97.5	\$ 97.7	\$ 90.9	\$ 92.5
Operating Expenditures	99.4	118.4	126.4	112.1	117.2
Internal Charges / Other	24.1	28.3	28.3	29.7	29.7
Cost Allocations	(20.2)	(25.1)	(25.1)	(26.9)	(26.9)
Capital Outlay	99.9	47.2	295.1	93.5	93.6
Debt Service	22.9	33.5	33.5	33.5	33.5
Grants and Aid	24.4	70.7	97.0	7.5	21.5
* Constitutional Officer Transfers	105.2	106.4	107.1	109.8	109.9
	449.7	476.9	760.0	450.1	471.0
Other Uses	20.1	-	-	-	-
Transfers - Out	29.0	23.2	23.2	23.5	23.5
Reserves	687.9	269.2	337.5	304.7	304.0
Totals	\$ 1,186.7	\$ 769.3	\$ 1,120.7	\$ 778.3	\$ 798.5

* For presentation purposes, the Constitutional Officer's Excess Fees have been reclassified from Revenues to Expenditures to reflect net costs.

Seminole County Government Budget Assumptions Fiscal Year 2011/12

BUDGETARY BASIS/ASSUMPTIONS

The revenue and expenditure budget was prepared based on historical trends, legislative actions and available economic data. The budget meets federal and state requirements and implements Seminole County's policies and practices.

The Fiscal Year 2011/12 revenue and expenditure budget assumptions are as follows:

Revenues:

- ✓ Maintain current operating millage rates for all Board of County Commissioner taxing districts: Countywide - 4.8751 mills; Fire/Rescue Municipal Service Taxing Unit (MSTU) - 2.3299 mills; and Unincorporated Road MSTU - 0.1107 mills. Maintaining current tax rates with a decline of 5.32% in the countywide taxable property values results in a decrease in property tax revenue. In aggregate, Seminole County's proposed millage rates represent a 6.37% or \$9.2M decrease in property taxes levied, a reduction in property tax revenue of \$6.9M for Countywide services; \$79K for the Unincorporated Road District; and \$2.2M for the Fire/Rescue District.
- ✓ The voted debt millage for the County's Natural Lands/Trails Program is also maintained at the current tax rate of 0.1700 mills. The voted debt millage was approved by voters at a rate up to 0.2500 mills to support debt service associated with the County's Natural Lands/Trails Program. At the current tax rate, ad valorem revenue is available to meet outstanding debt service requirements through final maturity in FY 2012/13 despite a reduction of \$255K resulting from the 5.32% decline in countywide property values.
- ✓ Ad valorem revenue estimates are budgeted and historically collected at 96% of the total property taxes levied by the Board of County Commissioners. The 4% decrease in budgeted revenue accounts for discount incentives authorized by Florida Statutes for the early payment of property taxes and other tax roll adjustments inclusive of Value Adjustment Board decisions made subsequent to the adopted budget.
- ✓ Half-cent sales tax, County revenue sharing, gas taxes and other locally levied taxes were projected based on current economic trends, historical receipts, and state estimates. Collection trends of major revenue sources have begun to stabilize in FY 2010/11, therefore predominately flat revenue growth is assumed for FY 2011-12.
- ✓ Infrastructure sales tax revenue is based on only three months of collections as the Seminole County One Cent Infrastructure Sales Tax expires on December 31, 2011. The gross revenue estimate of \$14.6M includes a \$575K true up adjustment between the School Board and Seminole County pursuant to the interlocal agreement. Seminole County's revenue share for FY 2011/12 is estimated at \$11.5M; the School Board is estimated at \$1.0M; and the cities are projected to receive \$2.1M.

Separate of the original interlocal agreement with the cities, Seminole County and the School Board entered into an interlocal agreement in which the School Board received forward funding of its share of the sales tax through December 31, 2004 for school projects and the County has received the majority of its transportation share of the Infrastructure Sales Tax revenue in the latter years of collection. The true up adjustment of \$575K will insure the final gross one cent sales tax revenue is shared among all

Seminole County Government Budget Assumptions Fiscal Year 2011/12

entities as agreed upon pursuant to the original interlocal agreement (i.e., 60.78% for Seminole County, 25% for the School Board and 14.22% for the municipalities).

- ✓ Communication Service Tax, projected at \$7.9M for FY 2011/12, assumes flat revenue growth based on FY 2010/11 collection trends totaling \$7.5M plus \$375K as State adjustments for repayment of the FY 2007/08 CST audit will end in February 2012.

A class action lawsuit settlement in March 2011, alleging violation of the Internet Tax Freedom Act between November 2005 and September 2010, requires AT&T Mobility to seek tax refunds from state and local authorities in Florida totaling \$158M. The tax refund will have a negative impact on the available dollars of Gross-Receipts Communications Service Tax (CST), State Sales Tax on Communications Services, and Local CST estimated at \$100M to the State and \$58M to local governments. Seminole County's revenue impact from the settlement is approximately \$1.0M.

FY 2010/11 CST collections are down \$1.0M below the adopted budget revenue estimate due in large part to service provider changes in charges for data plan usage; along with reductions in land line usage. Accordingly, the FY 2011/12 proposed budget for CST revenue was reduced for the taxing changes to these services. No adjustment has been made for refunding Department Of Revenue for repayment to Seminole County taxpayers who are AT&T Mobility customers at this time. Once final determination and notification is made an applicable budget amendment will be prepared.

Expenditures:

- ✓ Personal Services
 - Compensation is budgeted at 100% of actual pay rates with no adjustment factor
 - Certain vacant positions are detailed and proposed for permanent elimination
 - Retirement contribution rates are budgeted as established by state legislature effective July 1, 2011 at a 39% to 64% decrease over last year's rates. The rates by class are as follows:

	<u>Employer</u>	<u>Employee</u>
▪ Regular	4.91%	3%
▪ Elected Officials	11.14%	3%
▪ Special Risk	14.10%	3%
▪ Senior Management	6.27%	3%
▪ DROP	4.42%	0%

- FICA (Social Security) contributions are budgeted at the federal rate of 7.65%
- Health benefits are self-insured by the County. Rates are established annually based on experience of the program and funds available in the Health Insurance Fund. Insurance premiums are budgeted at a 0% increase over last year's rates. Rates are as follows:

	<u>Monthly</u>	<u>Annual</u>
<u>Basic Plan</u>		
Employee only	\$ 512.88	\$ 6,154.60

Seminole County Government Budget Assumptions Fiscal Year 2011/12

Employee & spouse	\$	1,118.17	\$	13,418.06
Employee & child(ren)	\$	1,073.12	\$	12,877.38
Employee & family	\$	1,681.75	\$	20,180.98

Premium Plan

Employee only	\$	761.44	\$	9,137.33
Employee & spouse	\$	1,318.28	\$	15,819.39
Employee & child(ren)	\$	1,223.83	\$	14,686.01
Employee & family	\$	2,005.46	\$	24,065.50

- Workers compensation benefits are self-insured by the County for all employees except the Sheriff's Office. Rates by position class code are established annually based on the actuarial determined funding requirements and experience of the program and are charged to individual cost centers, spreading the cost across applicable funding sources countywide. The rates are currently 29% of the state rates for all classifications except Firefighter (which is 61%), and are as follows:

<u>Code</u>	<u>Description</u>	<u>State</u>	<u>County</u>	<u>Code</u>	<u>Description</u>	<u>State</u>	<u>County</u>
5506	Street Const/Repav	0.0833	0.0242	8820	Attorney	0.0019	0.0006
5509	Street Main	0.0847	0.0246	8831	Hospital/Veterinary	0.0203	0.0059
6217	Excavation	0.0596	0.0173	8868	Agriculture Agent	0.0043	0.0012
7580	Sewage Disposal	0.0239	0.0069	9015	Building	0.0415	0.0120
7590	Garbage	0.0722	0.0209	9102	Park	0.0347	0.0101
7704	Firefighter	0.0436	0.0409	9403	Garbage Collectors	0.1125	0.0326
7720	Police Officer	0.0375	0.0109	9410	Munic/town/county	0.0265	0.0077
8742	Sales	0.0049	0.0014	9519	Electrical	0.0376	0.0109
8810	Clerical	0.0025	0.0007				

✓ Operating Expenses:

- Departments developed an operating budget based on current program/service operational needs under a zero-based budget development philosophy. Efficiency reductions continue to be assessed with greater emphasis this year placed on internal support function costs such as utilities, fleet, facilities and information systems and technologies. Additional requests for resources deemed critical to operations were also considered.

✓ Operating Cost Allocation:

- Full costing concepts were employed to a significant extent in the budget to allocate/appropriate centralized support service expenditures of the County to the programs utilizing the services; spreading the costs based on use across funding sources countywide.

✓ Constitutional Officers Budgets:

- Budgets for Constitutional Officers were submitted in accordance with Florida Statutes by the individual officers and incorporated into the budget for consideration by the Board, except for the Tax Collector's Office whose budget is based on property tax revenue.

Seminole County Government Budget Assumptions Fiscal Year 2011/12

- ✓ Property/Liability insurance:
 - The County maintains a Property/Liability Insurance Fund to protect itself against loss. The cost of the program is funded through an annual premium based on the percentages of total insured value and claims experience to the following funds:

General Fund	38%	Water & Sewer	16%
Transportation	18%	Solid Waste	8%
Fire	18%	Other	2%

- ✓ Capital Equipment:
 - Departments provided necessary justification for all capital equipment needs such as fleet and specialized equipment purchases. Practical needs are first met with available current inventory before resorting to replacement through purchase.
- ✓ Capital Improvements and Carryforward:
 - Capital infrastructure needs were prioritized and presented with detailed descriptions, justification, cost estimates, and identifiable funding. Submission of needs is made in the form of a five-year plan that includes the current year's budget, four years out and future needs. Unexpended balances for projects currently funded in the Fiscal Year 2010/11 budget which are not completed by September 30, 2011, will be brought forward and reestablished in Fiscal Year 2011/12 as an amendment to the budget in December 2011.
- ✓ Grant Funding and Equipment Carryforward:
 - Grant funding or funding for specific equipment items included in the Fiscal Year 2010/11 budget which are not anticipated to be completed or received by September 30, 2011 will be carried forward into Fiscal Year 2011/12 as part of the final adopted budget. Unexpended balances for Operating grants are carried forward based on the terms of the agreements, and for capital equipment based upon the anticipated delivery date of the goods/services.

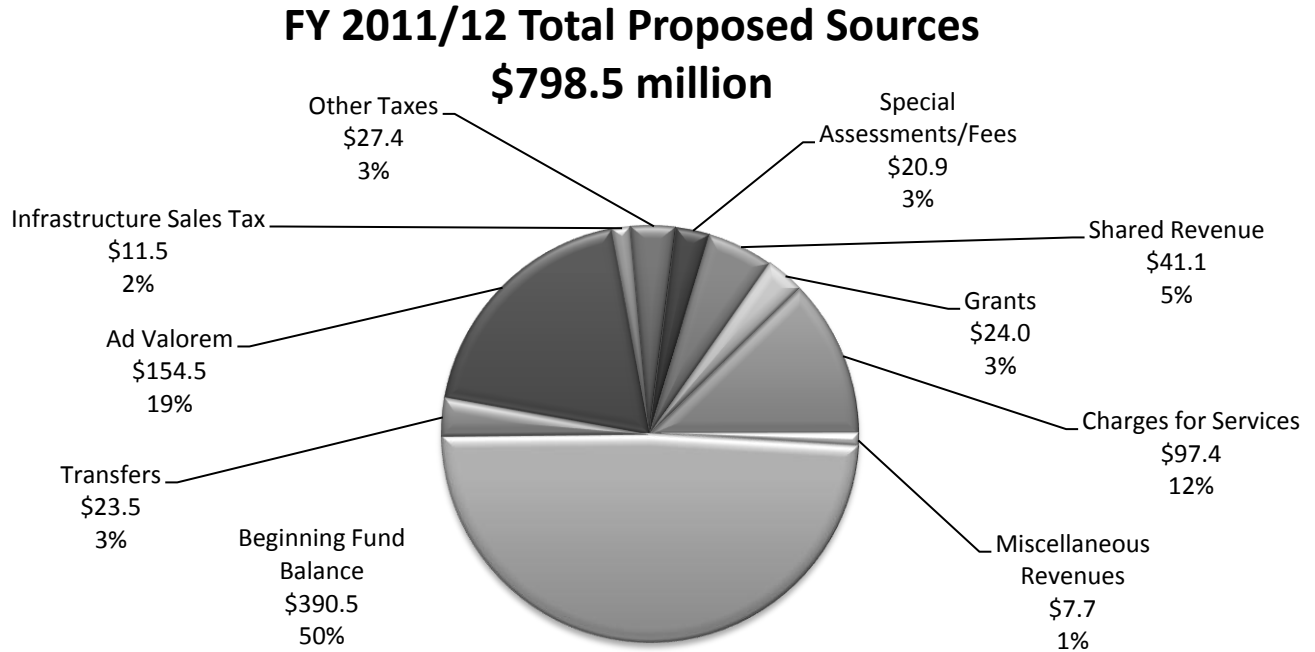
In all cases, the inclusion of carryforward funds in the Fiscal Year 2011/12 Budget will have no effect on ending reserves.

- ✓ Reserves:
 - It is essential that the county maintain adequate levels of reserves across all funds as a protection to taxpayers to mitigate current and future risks (revenue shortfalls and unanticipated expenditures). Fund balance levels are also a crucial consideration in long-term financial planning. Focus is placed on maintaining Reserves at a fiscally prudent level while providing services at a reasonable cost.

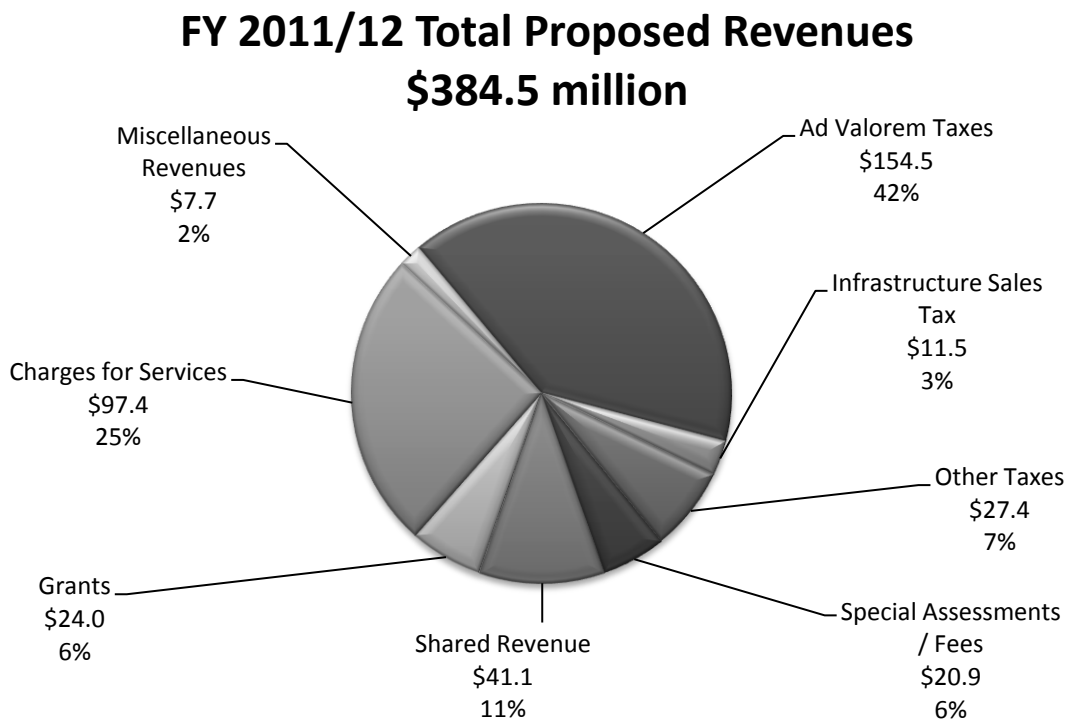
Seminole County Countywide Budgetary Sources FY 2011/12

The Countywide budget for Seminole County is funded by a variety of sources. These charts are intended to provide an overall view of the types of sources utilized for the annual budget, the funding amounts generated, and the percentages of the total budget reflected. Detailed descriptions of the types of sources represented are also included.

This chart reflects all funding sources represented in the Countywide annual budget, including beginning fund balances from the previous fiscal year and transfers between County Funds.



This chart reflects current revenues which include current year collections and recurring sources of funding. Beginning fund balance and transfers are excluded from this view.



Seminole County Countywide Budgetary Sources FY 2011/12

Sources of funding:

Ad Valorem – A tax levied on the assessed value (net of any exemptions) of real and personal property. This is referred to as “property tax”.

Infrastructure Sales Tax – A 1% surtax on the first \$5,000 of each item sold in Seminole County. Revenues are restricted to funding transportation improvements and for the construction and renovation of schools. Only the County’s portion, related to transportation improvements, is included in the County’s budget. The tax is voter approved with an expiration date of December 31, 2011.

Other Taxes – Other tax revenues collected by the County, including gas taxes, utility taxes, tourist development taxes and other miscellaneous taxes.

Special Assessments / Fees – A special assessment is a compulsory levy imposed on certain properties to defray part or all of the cost of a specific improvement or service deemed to primarily benefit those properties. Fees are charges imposed by the County to pay the cost of providing a service or facility or regulating an activity. An impact fee is financial contributions imposed by the County on developers or builders to pay for capital improvements within the community which are necessary to service/accommodate the new development.

Shared Revenue - Revenues assessed and collected by government entities and shared with other government entities. The largest portion of State Shared Revenues is sales and gas taxes; locally shared revenues are Community Redevelopment Agency (CRA) contributions.

Grants - A contribution of assets (usually cash) by one governmental unit or other organization to the County for a specified purpose.

Charges for Services – These are charges for specific governmental and proprietary services provided to specific individuals/ entities and are internal to the County. These charges include water and sewer services, landfill charges, court costs and other user charges.

Miscellaneous Revenues – Other current year revenues not included in the categories listed above. These revenues include fines and forfeitures, interest received on investments held by the County and other incidental fees/reimbursements.

Beginning Fund Balance – Estimated balances remaining from the previous fiscal year; resulting from unanticipated revenues, unexpended appropriations, and the previous year’s Reserves.

Transfers – Transfers between individual funds of the County which are not repayable and are not considered charges for goods or services. These represent a “double counting” of revenues, and correspond to an equal amount of interfund expenditures.



**Seminole County Government
Countywide Summary Of Sources
Fiscal Year 2011/12**

	FY 2009/10 Actual	FY 2010/11 Adopted	FY 2010/11 Amended	FY 2011/12 Tentative	FY 2011/12 Final Adopted
Taxes					
Ad Valorem					
311100 Ad Valorem-Current	180,151,311	163,443,473	163,443,473	154,022,445	154,022,445
311200 Ad Valorem-Delinquent	732,583	504,000	504,000	504,000	504,000
Ad Valorem	180,883,894	163,947,473	163,947,473	154,526,445	154,526,445
Taxes - Other					
<i>Limited Term Tax</i>					
312600 Infrastructure Sales Tax	43,727,248	43,695,230	43,695,230	11,494,675	11,494,675
<i>Ongoing Taxes</i>					
312120 Tourist Development Tax	2,934,708	3,000,000	3,000,000	3,300,000	3,300,000
312300 County Voted Gas Tax	2,077,953	1,925,000	1,925,000	2,025,000	2,025,000
312410 1 - 6 Cent Local Option Gas Tax	7,346,211	7,000,000	7,000,000	7,250,000	7,250,000
312415 Local Alternative Fuel	3,455	0	0	3,500	3,500
314XXX Public Service Utility Tax					
314100 Utility Tax-Electricity	5,310,617	4,800,000	4,800,000	5,100,000	5,100,000
314300 Utility Tax-Water	945,722	1,030,000	1,030,000	1,100,000	1,100,000
314400 Utility Tax-Gas	221,559	225,000	225,000	150,000	150,000
314700 Utility Tax-Fuel Oil	811	1,500	1,500	1,500	1,500
314800 Utility Tax-Propane	0	0	0	75,000	75,000
315100 Communications Service Tax	8,234,460	8,500,000	8,500,000	7,875,000	7,875,000
316100 Business Tax	547,302	550,000	550,000	550,000	550,000
Ongoing Taxes	27,622,798	27,031,500	27,031,500	27,430,000	27,430,000
Taxes - Other	71,350,046	70,726,730	70,726,730	38,924,675	38,924,675
Taxes	\$252,233,940	\$234,674,203	\$234,674,203	\$193,451,120	\$193,451,120

Special Assessments & Fees

Special Assessments & Fees

322100 Building Permits	1,310,307	1,300,000	1,300,000	1,300,000	1,300,000
322102 Electrical Permits	98,241	105,000	105,000	105,000	105,000
322103 Plumbing Permits	74,679	80,000	80,000	80,000	80,000
322104 Mechanical Permits	104,950	95,000	95,000	95,000	95,000
322106 Well Permits	5,010	5,000	5,000	5,000	5,000
322107 Sign Permits	15,943	20,000	20,000	20,000	20,000
322108 Gas Permits	16,157	15,000	15,000	15,000	15,000
323700 Franchise Fees - Solid Waste	73,975	45,000	45,000	50,000	50,000
324110 Impact Fees - Fire/Residential	82,078	60,000	60,000	60,000	60,000
324120 Impact Fees - Fire/Commercial	87,074	100,000	100,000	75,000	75,000
324310 Impact Fees-Transp/Residential	458,279	510,000	510,000	495,000	495,000
324320 Impact Fee-Transp/Commercial	1,149,502	990,000	990,000	1,030,000	1,030,000
324610 Impact Fees-Library/Residential	40,366	10,000	10,000	30,000	30,000
324620 Impact Fees-Library/Commercial	0	20,000	20,000	10,000	10,000
325110 Special Assessment Capital Improvement	67,433	61,200	61,200	55,700	55,700
325210 Special Assessment Service Charge	14,296,721	15,014,834	15,014,834	15,295,020	15,295,020
329170 Arbor Permit	3,105	4,500	4,500	4,500	4,500
329180 Dredge/Fill Permit	7,650	1,000	1,000	1,000	1,000
341200 Zoning Fees	196,526	220,000	220,000	200,000	200,000

**Seminole County Government
Countywide Summary Of Sources
Fiscal Year 2011/12**

FY 2009/10 FY 2010/11 FY 2010/11 FY 2011/12 FY 2011/12
Actual Adopted Amended Tentative Final Adopted

Special Assessments & Fees

Special Assessments & Fees (continued)

341910 Addressing Fees	8,410	10,000	10,000	10,000	10,000
342515 Inspection Fee - Environmental	16,560	12,600	12,600	12,600	12,600
342510 Inspection Fee Fire - Building Program	25	500	500	0	0
342516 Building - After Hours Inspections	8,160	10,000	10,000	10,000	10,000
342560 Engineering - Traffic Dev Review	124,096	105,000	105,000	105,000	105,000
342590 Building - Reinspections	110,831	115,000	115,000	120,000	120,000
342600 Public Safety - Fire Permits	78,480	70,000	70,000	70,000	70,000
342605 Fire Permits - Winter Springs	3,411	0	0	2,000	2,000
342630 Fire Inspection Fees	1,670	0	0	1,000	1,000
349200 Concurrency Review	8,662	20,000	20,000	10,000	10,000
367110 Competency Certificate	47,010	35,000	35,000	35,000	35,000
366400 Water/Sewer Connection	1,112,015	751,100	751,100	1,572,000	1,572,000
32 Special Assessments & Fees	\$19,607,326	\$19,785,734	\$19,785,734	\$20,873,820	\$20,873,820

Intergovernmental Revenue

Grants

331100 Grants-General	59,483	0	140,446	0	0
331200 Grants-Public Safety	67,974	0	0	0	0
331224 Sheriff-Federal Grants	486,091	482,731	875,238	415,803	415,803
331228 Supervised Visitation	0	0	400,000	0	380,707
331230 Emergency Management	131,868	899,841	1,402,763	0	852,606
331391 Other Physical Env Fed	194,891	0	11,784	0	0
331392 ARRA - Planning & Dev	185,715	2,729,119	2,728,030	0	0
331490 Trans Revenue Grant	419,799	0	4,315,562	0	0
331491 Transportation-Federal	3,461,935	0	7,696,557	0	0
331500 Shelter Plus Care	242,559	1,266,518	1,864,220	0	1,663,563
331501 Build America Bond	858,786	0	0	1,593,624	1,593,624
331510 Disaster Relief (FEMA)	0	0	0	0	0
331540 Community Development Block Grant	2,636,599	5,286,846	5,055,815	1,765,801	4,092,256
331541 CDBG - Recovery	398,376	289,886	249,826	0	0
331550 Emergency Shelter	78,500	106,003	106,384	85,877	107,801
331551 HPRP - Homelessness	454,168	624,777	537,013	11,772	206,553
331570 Neighborhood Stabilization Grant	3,939,919	2,096,237	5,702,487	289,531	5,471,403
331590 HOME Program	712,885	3,160,891	2,878,822	876,239	2,851,757
331690 CSBG-Community Services Block Grant	164,379	230,875	323,772	147,480	147,480
331691 ARRA - CSBG Recovery	368,019	0	0	0	0
331692 Child Mental Health	0	0	1,000,000	1,500,000	1,742,500
331693 Early Retirement	0	0	0	0	50,000
331700 Culture Recreation	145,162	0	150,065	0	0
331720 Federal Recreation	-44,954	0	0	0	0
331721 ERate Telecom Discount	32,333	32,500	32,500	32,500	32,500
331820 Adult Drug Court	151,551	492,485	354,444	299,867	299,867
334100 General Government Grant (State)	0	2,274	1,003	0	4,562
334164 Voter Education	0	0	0	0	0
334200 EMS Trust Fund Grant	49,436	678,522	653,573	0	213,441
334220 Public Safety Grant	1,793,120	113,216	134,826	85,562	86,489
334221 Sheriff-State Grants	4,582,894	3,379,267	3,379,267	3,250,199	3,250,199
334310 Water Supply Grant	0	0	342,441	0	0
334360 Stormwater	1,030,824	0	932,049	0	0

**Seminole County Government
Countywide Summary Of Sources
Fiscal Year 2011/12**

FY 2009/10
Actual
FY 2010/11
Adopted
FY 2010/11
Amended
FY 2011/12
Tentative
FY 2011/12
Final Adopted

Intergovernmental Revenue

Grants (continued)

334365 Stormwater Management-Howell Creek	5,879	0	0	0	0
334370 Stormwater Retrofit	71,138	0	33,689	0	0
334390 Tank Inspection Grant	78,801	152,355	198,432	117,500	117,500
334392 Other Physical	354,414	331,373	497,742	241,885	241,885
334393 FL Fish and Wildlife - Lake Jessup	36,207	0	38,793	0	0
334490 Transportation Rev	2,053,741	580,262	4,727,193	0	0
334510 Disaster Relief (State)	61,025	0	0	0	0
334691 HRS/CDD Contract	2,801	0	0	0	0
334697 Mosquito Control Grant	0	37,000	37,000	18,396	18,396
334710 Aid To Libraries	152,399	150,000	150,000	135,000	135,000
334720 Florida Recreation Grant	0	0	208,296	0	0
334750 Environmental	0	0	348,000	0	0
334790 FDOT - Sylvan Lake	1,910	0	0	0	0
337300 NPDES Cities	15,853	0	0	0	0
337900 Local Grants & Aids-Workforce CF	59,664	40,676	3,242,373	40,000	40,000
389400 Proprietary-Other Grants	5,842,815	0	0	0	0
389700 Proprietary-Capital	900,945	0	0	0	0
Grants	32,239,904	23,163,654	50,750,405	10,907,036	24,015,892

Shared Revenues

335120 State Revenue Sharing	7,208,363	7,015,000	7,015,000	7,386,500	7,386,500
335130 Insurance Agents	120,882	120,000	120,000	120,000	120,000
335140 Mobile Home Licenses	36,036	31,000	31,000	31,000	31,000
335150 Alcoholic Beverage	120,560	135,000	135,000	135,000	135,000
335160 Sales & Use Tax	446,500	446,500	446,500	446,500	446,500
335180 Half-Cent State Sales Tax	19,030,857	18,500,000	18,500,000	19,200,000	19,200,000
335210 Firefighters Supplement	89,872	85,000	85,000	100,000	100,000
335220 E911 Wireless	1,286,833	1,250,000	1,250,000	1,350,000	1,350,000
335225 E911 Telephone	1,217,663	950,000	950,000	950,000	950,000
335491 Constitutional Gas Tax	3,519,462	3,405,000	3,405,000	3,550,000	3,550,000
335492 County Gas Tax	1,534,011	1,500,000	1,500,000	1,500,000	1,500,000
335493 Motor Fuel Tax	119,713	135,000	135,000	135,000	135,000
335520 SHIP State Housing	1,073,082	5,521,899	5,260,272	250,451	4,357,586
335691 Choose Life Plate Fees	20,336	20,000	40,797	0	0
335710 Boating Improvement	78,461	80,000	80,000	78,000	78,000
337100 Economic Incentive	93,000	68,750	68,750	44,500	44,500
338410 Tax Increments-Cities	853,247	675,731	675,731	666,739	666,739
338420 Tax Increments - County	1,415,324	1,129,217	1,129,217	1,010,533	1,010,533
Shared Revenues	38,264,202	41,068,097	40,827,267	36,954,223	41,061,358

Intergovernmental Revenue	\$70,504,106	\$64,231,751	\$91,577,672	\$47,861,259	\$65,077,250
----------------------------------	---------------------	---------------------	---------------------	---------------------	---------------------

**Seminole County Government
Countywide Summary Of Sources
Fiscal Year 2011/12**

	FY 2009/10 Actual	FY 2010/11 Adopted	FY 2010/11 Amended	FY 2011/12 Tentative	FY 2011/12 Final Adopted
Charges For Services					
Internal Insurance Premiums					
341210 Internal Service Fees	5,444,420	4,680,000	4,680,000	3,950,000	3,950,000
341220 Health - BOCC Employer	7,211,278	10,392,000	10,392,000	10,212,000	10,212,000
341230 Health - BOCC Employee	1,938,235	2,594,000	2,594,000	2,482,000	2,482,000
341240 Health - BOCC Retiree	679,694	874,000	874,000	964,000	964,000
341250 Health - BOCC Cobra	145,871	241,000	241,000	78,000	78,000
341260 Health - Tax Collector	521,461	673,000	673,000	688,000	688,000
341265 Health - Property Appraiser	0	0	0	0	500,000
341270 Health - Supervisor of Elections	94,772	134,000	134,000	142,000	142,000
341280 Health - Port Authority	23,588	34,000	34,000	34,000	34,000
Internal Insurance	16,059,319	19,622,000	19,622,000	18,550,000	19,050,000
Water and Sewer					
343310 Water Utility-Residential	17,712,860	19,075,000	19,075,000	19,845,000	19,845,000
343320 Water Utility - Bulk	47,869	54,500	54,500	56,000	56,000
343330 Meter Set Charges	122,386	122,080	122,080	122,700	122,700
343340 Meter Reconnect Charges	349,156	350,000	350,000	350,000	350,000
343350 Capacity Maint-Water	6,534	6,000	6,000	6,000	6,000
343360 Recycled Water - Bulk	703,004	763,000	763,000	1,042,000	1,042,000
343510 Sewer Utility - Residential	20,727,680	22,220,000	22,220,000	23,680,000	23,680,000
343520 Sewer Utility - Bulk	3,186,550	3,108,000	3,108,000	3,201,000	3,201,000
343550 Capacity Maint-Sewer	14,875	17,000	17,000	17,000	17,000
Water and Sewer	42,870,914	45,715,580	45,715,580	48,319,700	48,319,700
Solid Waste					
343412 Transfer Station	10,066,941	9,300,000	9,300,000	9,300,000	9,300,000
343414 Osceola Landfill	775,996	900,000	900,000	800,000	800,000
343417 Recycling Fees	1,320,953	1,200,000	1,600,000	1,500,000	1,500,000
343419 Other Landfill Charges	6,760	12,000	12,000	6,000	6,000
Solid Waste	12,170,650	11,412,000	11,812,000	11,606,000	11,606,000
Court Charges					
341160 Court Technology - \$2 Recording Fee	464,792	490,000	490,000	490,000	490,000
348880 Supervision - Probation	869,848	900,000	900,000	900,000	900,000
348921 Court Innovations	130,753	131,250	131,250	131,250	131,250
348922 Legal Aid	130,753	131,250	131,250	131,250	131,250
348923 Law Library	130,753	131,250	131,250	131,250	131,250
348924 Juvenile Alternative	130,753	131,250	131,250	131,250	131,250
348930 Facilities Fee-County \$30 Traffic	2,049,753	2,300,000	2,300,000	2,300,000	2,300,000
348991 Teen Court -\$3 Court Cost	204,711	205,000	205,000	175,000	175,000
342910 Impound/Immobilization	19,029	15,000	15,000	20,000	20,000
342920 Supervisor - PAY	29,158	35,000	35,000	30,000	30,000
348992 Police Education - \$2 Court Cost	64,834	64,000	64,000	58,750	58,750
348993 Crime Prevention Court Costs	96,441	90,000	90,000	95,000	95,000
348994 Alcohol/Drug Abuse	51,351	48,000	48,000	41,000	41,000
348995 Criminal Justice Ed \$2.50 Court Cost	190,601	180,528	180,528	176,250	176,250
Court Related Revenue	4,563,530	4,852,528	4,852,528	4,811,000	4,811,000

**Seminole County Government
Countywide Summary Of Sources
Fiscal Year 2011/12**

FY 2009/10 FY 2010/11 FY 2010/11 FY 2011/12 FY 2011/12
Actual Adopted Amended Tentative Final Adopted

Charges For Services (Continued)

Governmental Services

341320 Admin - School Impact Fee	82,251	65,000	65,000	75,000	75,000
341350 MSBU Applications	900	1,050	1,050	5,500	5,500
341520 Sheriffs Fees	35,112	502,500	502,500	553,000	553,000
342100 Sheriff Contracts	2,222,835	1,617,312	1,617,312	1,521,604	1,521,604
342320 Housing of Prisoners	3,350,396	2,400,000	2,400,000	3,011,250	3,011,250
342330 Inmate Fees	299,048	295,000	295,000	291,000	291,000
342390 Housing Of Prisoner-Other	38,974	45,000	45,000	45,000	45,000
342430 Emergency Management	1,788	1,000	1,000	1,500	1,500
342530 Iron Bridge	200,000	205,000	205,000	202,400	202,400
342610 Ambulance Transport	3,880,326	3,200,000	3,200,000	3,500,000	3,500,000
342930 Training Center Fees	60,909	50,000	50,000	70,000	70,000
343900 Other Physical Env Fees	1,096	1,000	1,000	1,000	1,000
343901 Tower Communication Fees	51,481	50,000	50,000	52,500	52,500
343902 Fiber WAN Fees	14,400	12,600	12,600	12,600	12,600
343904 Stormwater - Agencies (Public Services)	51,000	47,000	47,000	41,000	41,000
344910 Signal Maintenance - Agencies	708,980	688,000	688,000	697,784	697,784
344920 Fiber Construction and Maintenance	324,972	325,000	325,000	341,114	341,114
346400 Animal Control	219,406	250,000	250,000	225,000	225,000
347200 Parks and Recreation	1,305,395	1,230,000	1,230,000	1,300,000	1,300,000
347201 Passive Parks	0	0	0	86,000	86,000
347301 Museum Fees	1,925	1,500	1,500	1,500	1,500
347501 Yarborough Nature	16,610	0	0	20,000	20,000
349100 Fleet Service Charges - Agencies	295,655	200,000	353,562	200,000	200,000
369940 Reimbursements - Radios	87,098	120,000	120,000	120,000	120,000
Governmental Services	13,250,557	11,306,962	11,460,524	12,374,752	12,374,752

Charges For Services	\$88,914,970	\$92,909,070	\$93,462,632	\$95,661,452	\$96,161,452
-----------------------------	---------------------	---------------------	---------------------	---------------------	---------------------

Miscellaneous Revenue

Interest

361100 Interest On Investments	6,209,833	5,411,567	5,411,567	3,268,037	3,268,037
361120 SHIP Mortgage Interest	6,291	0	0	0	0
361130 Interest-Condemnations	70	7,000	7,000	100	100
361132 Interest - Tax Collector	2,787	500	500	150	150
361133 Interest - Sheriff	42,112	50,000	50,000	20,000	20,000
361200 Interest-State Board Administration	113	0	0	0	0
Interest	6,261,206	5,469,067	5,469,067	3,288,287	3,288,287

**Seminole County Government
Countywide Summary Of Sources
Fiscal Year 2011/12**

FY 2009/10
Actual
FY 2010/11
Adopted
FY 2010/11
Amended
FY 2011/12
Tentative
FY 2011/12
Final Adopted

Miscellaneous Revenue (Continued)

Fines & Forfeits

351150 Traffic-Parking	27,312	25,000	25,000	25,000	25,000
351700 Intergovt Radio Prog - \$12.50 Traffic	560,108	570,000	570,000	520,000	520,000
351910 Law Enforcemt Trust-Confiscations	266,446	0	0	0	0
352100 Library	265,738	240,000	240,000	240,000	240,000
354200 Code Enforcement	176,252	100,000	100,000	100,000	100,000
354410 Arbor Violation	20,500	0	0	0	0
359901 Adult Diversion - Pretrial	365,624	350,000	350,000	350,000	350,000
359902 Probation-Community Svc Insurance	18,163	15,000	15,000	15,000	15,000
359903 Adult Drug Court	15,331	0	0	0	0
Fines & Forfeits	1,715,474	1,300,000	1,300,000	1,250,000	1,250,000

Other Miscellaneous

341357 Admin Fee - Solid Waste/MSBU	225,000	270,000	270,000	270,000	270,000
343903 Reband 800 MHZ Settlement	480,144	0	463,857	0	0
362100 Rents And Royalties	87,020	53,250	53,250	63,750	63,750
364100 Fixed Asset Sale	121,147	118,500	118,500	53,500	53,500
365101 Methane Gas Sales	318,437	280,000	280,000	380,000	380,000
366100 Contributions & Donations	1,244,864	25,000	431,488	0	0
366101 Contributions/Port Authority	800,000	550,000	550,000	450,000	450,000
366150 Proportionate Share - Transp Improvemts	119,051	0	0	0	0
367200 Gain/Loss-Fixed Asset	25,732	0	0	0	0
369100 Tax Deed Surplus	217,962	0	0	0	0
369120 SHIP Mortgage Principal	8,515	0	0	0	0
369310 Insurance Proceeds	976,642	791,000	791,000	554,000	2,104,000
369900 Miscellaneous-Other	1,852,560	385,000	1,016,566	430,550	530,550
369910 Copying Fees	60,485	55,500	55,500	54,700	54,700
369911 Maps and Publications	176	1,000	1,000	1,000	1,000
369912 Miscellaneous Sheriff	741,495	550,000	558,420	475,000	475,000
369920 Miscellaneous - Elections	7,198	6,500	6,500	6,500	6,500
369921 Advertising	0	0	0	0	0
369930 Reimbursements	1,065,305	10,000	203,004	10,000	10,000
Other Miscellaneous	8,351,733	3,095,750	4,799,085	2,749,000	4,399,000

Miscellaneous Revenue	\$16,328,413	\$9,864,817	\$11,568,152	\$7,287,287	\$8,937,287
------------------------------	---------------------	--------------------	---------------------	--------------------	--------------------

TOTAL CURRENT REVENUES	\$447,588,755	\$421,465,575	\$451,068,393	\$365,134,938	\$384,500,929
-------------------------------	----------------------	----------------------	----------------------	----------------------	----------------------

**Seminole County Government
Countywide Summary Of Sources
Fiscal Year 2011/12**

FY 2009/10
Actual
FY 2010/11
Adopted
FY 2010/11
Amended
FY 2011/12
Tentative
FY 2011/12
Final Adopted

Other Sources

Debt Proceeds

385100 Proceeds Of Refunding		20,125,000	0	0	0	0
	Debt Proceeds	20,125,000	0	0	0	0

Transfers

381100 Transfer		28,956,826	23,189,413	23,189,413	23,456,286	23,456,286
	Transfers	28,956,826	23,189,413	23,189,413	23,456,286	23,456,286

	Other Sources	\$49,081,826	\$23,189,413	\$23,189,413	\$23,456,286	\$23,456,286
--	----------------------	---------------------	---------------------	---------------------	---------------------	---------------------

Beginning Fund Balance

Beginning Fund Balance

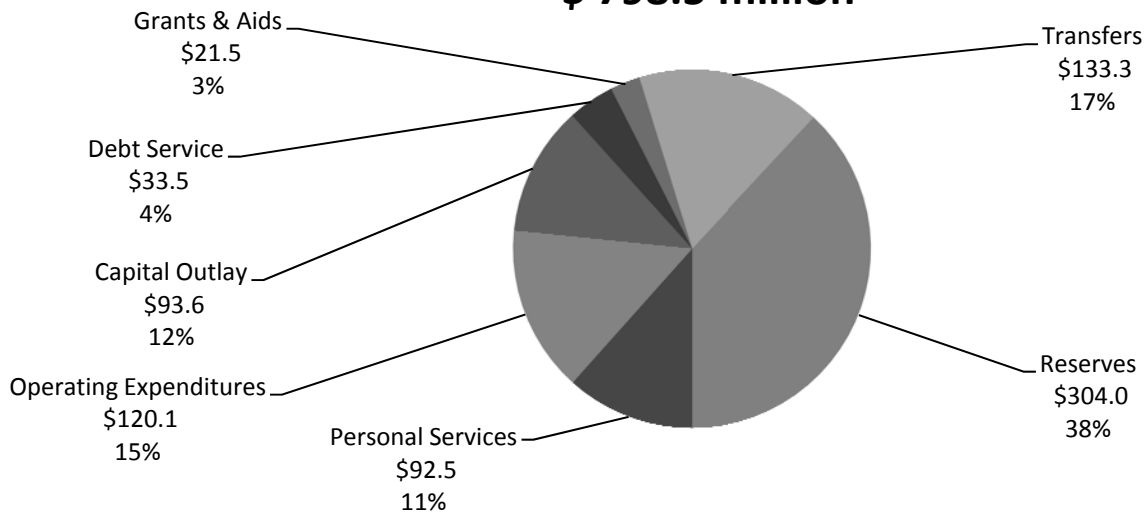
399999 Beginning Fund Balance		690,042,125	324,659,533	646,417,751	389,732,360	390,540,847
	Beginning Fund Balance	\$690,042,125	\$324,659,533	\$646,417,751	\$389,732,360	\$390,540,847

TOTAL COUNTYWIDE SUMMARY OF SOURCES		\$1,186,712,706	\$769,314,521	\$1,120,675,557	\$778,323,584	\$798,498,062
--	--	------------------------	----------------------	------------------------	----------------------	----------------------

Seminole County Government Countywide Budgetary Uses FY 2011/12

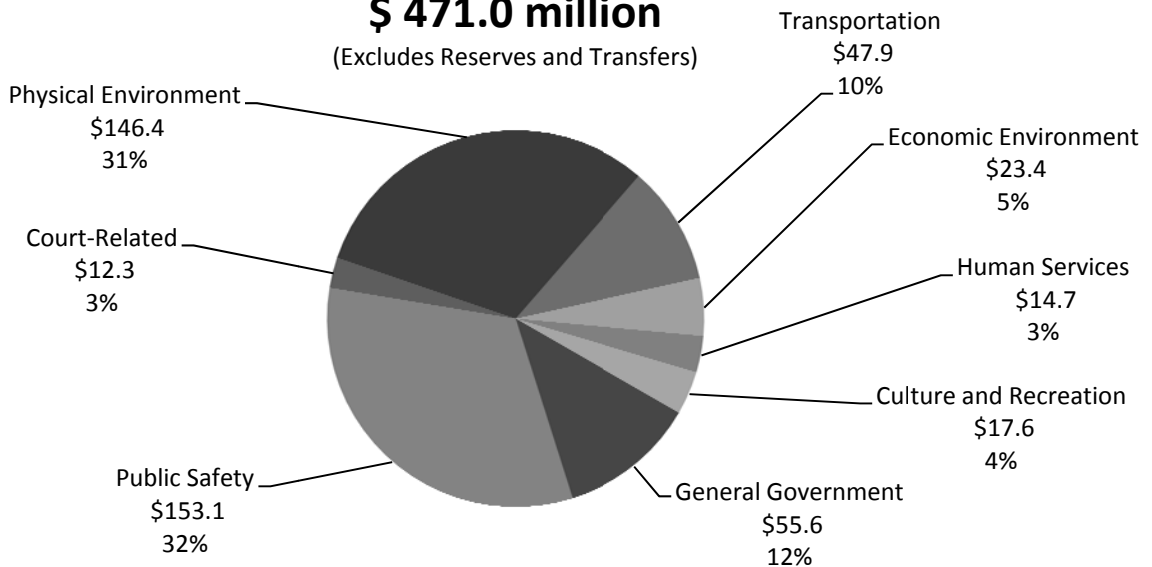
The County provides a variety of services to its citizens to ensure health, safety and quality of life. The following pie charts summarize the county's FY2011/12 Countywide Budget by type of appropriation and by category of service. The first chart reflects the County's total budget inclusive of expenditures, reserves, and transfers. The second chart reflects the County's total operating and capital spending plan by service area. The categories of budgetary usage are State-defined as a means of establishing consistency in reporting for local governmental entities. An explanation for each state-designated use category is detailed following the charts, along with a discussion of the various types of services provided within the applicable category and the associated costs.

FY 2011/12 Total Budget by Type \$ 798.5 million



This chart reflects the current operating and capital spending plan by Service Area. Note that County Debt expenditures are included in the chart as part of the service area benefited by the debt.

FY 2011/12 Total Budget by Service Area \$ 471.0 million (Excludes Reserves and Transfers)



Seminole County Government Countywide Budgetary Uses FY 2011/12

General Government - Services provided by the County for the benefit of the public and the governmental body as a whole. This includes \$13.8M for Constitutional Officers for tax collection, property appraisal, election functions and recording/accounting of Board operations. \$7.6M is designated for property management and building maintenance. \$20M is allocated for property insurance and funding workers compensation claims and general liability obligations. \$2.3M is allocated for planning and development services; with the remaining allocation dedicated to business needs internal to managing the county: administration, human and financial resources, legal affairs, and technology.

Public Safety - Services provided by the County for the safety and security of the public, including \$62M allocated for law enforcement and \$33M for jail operation. \$47M is allocated for fire/rescue, 911, and emergency services. Funding is also provided for juvenile detention, probation, and the Medical Examiner.

Physical Environment - Functions performed by the County to achieve a satisfactory living environment by controlling and utilizing elements of the environment for the community as a whole, including: \$124M to provide citizens and businesses with water, sewer, and landfill operations. Approximately \$19M is allocated for garbage collection/disposal services, street lighting, aquatic weed control, and other Municipal services to unincorporated residents. The remainder is allocated to protect the water quality of our lakes/rivers and for the construction and maintenance of stormwater related infrastructure.

Transportation – Appropriations for the development and improvement of the safe and adequate flow of vehicles, travelers and pedestrians including: road and street facilities, water transportation systems, mass transit, and parking facilities. Approximately \$25M is designated to road related capital projects (see Projects Section for detail of all projects). Approximately \$8M is allocated to repairing/maintaining roads, right-of-ways, medians, bridges, stormwater infrastructure, and trails. Approximately \$6M is provided for traffic operations; including items such as signals, roadway stripping, and signs. Over \$4M is allocated public transportation to support bus services within the County.

Economic Environment – Funding is used to develop and improve the economic condition of the community and its citizens. Approximately \$3M in state and federal

grants is allocated to developing the community. \$3.8M is funding for Community Redevelopment Agencies to redevelop 17-92 and other communities. Approximately \$3M is allocated to developing tourism and business activities within the County.

Human Services – Funding is provided for public assistance programs, care for indigent persons, and services for the care, treatment and control of human illness, injury or handicap. The County spends approximately \$9M for these services. Approximately \$1M is provided to supplement operations of the State's Health Department. Approximately \$2M is allocated for Animal Control Services. The County also provides Mosquito Control services and extends life skill educational services to citizens.

Culture and Recreation – Cultural and recreational facilities/services provided for the benefit of citizens and visitors, including: libraries, parks, and other cultural services. Approximately \$6M is allocated to the County Library System. Over \$10M is allocated to nature preservation through parks/trails/natural lands, and for recreational programs.

Court-Related – The County provides support for the State's Court System. Approximately \$3M is dedicated annually for debt associated with the County's state mandated responsibility to provide court facilities, as well as \$2M to maintain the facilities and \$1M for court technology services. Approximately \$4M is allocated to provide security for the judicial courts. The remaining \$2M of funding is allocated to other court-related programs such as Prosecution Alternatives for Youth, Teen Court, Legal Aid, Law Library and training for Guardian Ad Litem volunteers who represent abused, abandoned or neglected children.

Other Appropriations (not included in this chart):

Transfers – Transfers between individual funds of a governmental unit are not repayable, nor considered charges for goods or services. These expenditures (transfers out) correspond to an equal amount of interfund revenue (transfers in). See detailed transfers in the Countywide section of this book.

Reserves – Reserves represent funding that is not appropriated for expenditure within the representative fund, which must be used in accordance with the funding intent. See detailed Reserves in the Countywide section of this book.

Seminole County Government
Countywide Summary of Uses by Service Area/ Program
FY 2011/12

	FY 2009/10 Actual	FY 2010/11 Adopted	FY 2010/11 Amended	FY 2011/12 1st PH Tentative	FY 2011/12 Final Adopted
General Government Services					
Board of County Commissioners	537,099	507,174	507,174	422,519	430,939
County Attorney	1,194,014	1,359,265	1,359,265	996,166	1,021,426
County Manager	373,296	464,275	464,275	336,507	344,927
Resource Management	987,034	728,590	728,590	629,843	651,735
Central Charges	22,820,845	4,257,806	3,744,986	2,944,537	2,928,643
Purchasing and Contracts	536,213	590,779	590,779	555,275	577,167
Mail Services	(94,999)	13,228	13,228	12,035	17,087
Document Management	25,593	205,345	185,345	45,603	50,655
Central Services Business Office	141,718	463,106	465,914	507,176	518,964
Facilities	10,250,736	7,312,949	16,122,688	7,630,840	7,696,516
Fleet Management	509,943	136,718	149,490	87,360	90,728
Property/Liability Insurance	2,753,588	3,258,630	2,758,630	2,769,338	2,773,043
Workers' Compensation Insurance	2,192,727	2,073,662	2,373,662	2,332,647	3,335,678
Health Insurance	10,529,279	15,920,953	15,920,953	14,808,653	15,855,600
Human Resources	570,647	520,810	520,810	320,653	346,282
Community Information	522,217	296,754	441,797	168,986	177,406
Growth Management Business Office	683,350	716,438	716,438	625,329	632,232
Clerk of the Court	1,793,256	1,873,842	1,883,263	1,164,137	1,164,137
Supervisor Of Elections	2,326,435	2,252,204	2,392,650	3,127,297	3,154,241
Property Appraiser	4,693,201	4,772,791	4,777,561	4,732,311	4,732,311
Tax Collector	7,312,087	7,062,229	7,072,895	4,793,398	4,793,398
Constitutional Officers - Excess	(7,435,749)	(5,600,000)	(5,600,000)	-	-
E-911	208,659	203,874	203,874	195,248	200,300
17-92 CRA	8,993	12,536	11,265	-	4,562
Comprehensive & Current Planning	2,118,520	1,909,552	1,912,240	1,700,638	1,729,602
Building Program	117,623	117,328	117,328	111,954	115,322
Network Infrastructure Support & Maint.	625,057	123,946	133,404	32,151	50,675
Customer Help Desk	-	516,159	516,159	409,883	421,671
Workstation Support & Maintenance	100,636	1,526	1,526	(15,427)	(5,323)
Telephone Support & Maintenance	136,009	-	-	132,741	137,793
Geographic Information Systems (GIS)	-	606,354	606,354	593,918	603,180
Enterprise Application Support	800,279	914,709	934,709	859,709	869,813
Business Process Management	269,896	259,967	259,967	136,009	142,745
General Government Services	67,608,202	53,853,499	62,287,219	53,167,434	55,563,455
Public Safety					
Central Charges	3,943,370	2,149,982	2,149,982	2,144,969	2,144,969
Facilities	12,761,264	262,628	1,593,862	-	-
Law Enforcement	61,826,709	60,394,758	60,879,901	62,189,297	60,466,534
Jail Operation and Maintenance	31,668,959	32,395,846	32,737,732	31,131,652	32,854,415
Police Education	257,080	244,528	419,585	244,528	244,528
Law Enforcement Trust	214,033	-	-	-	-
Public Safety Business Office	342,167	351,397	351,397	328,820	333,872
EMS Performance Management	262,251	895,069	870,120	209,844	423,285
Systemwide Training	87,723	58,000	70,769	36,214	36,214
Emergency Communications	2,329,438	2,313,378	2,464,906	2,124,690	2,171,842
E-911	3,493,048	1,741,180	1,975,806	1,733,315	1,973,835
Petroleum Storage Tanks Bureau	374,543	483,728	696,174	359,385	359,385
Emergency Management	739,076	728,056	1,413,202	499,261	762,930
EMS/Fire/Rescue	46,860,091	45,681,657	54,380,425	42,348,187	43,060,829
Fire Prevention Bureau	595,421	582,934	582,934	537,866	549,654
EMS/Fire Training	-	349,015	349,015	301,310	301,310
Telecommunications	1,266,175	1,427,595	5,759,302	813,995	830,835
Mandated Low Income Assistance	561,600	619,200	619,200	650,000	650,000
Supervised Visitation	-	-	400,000	-	380,707

Seminole County Government
Countywide Summary of Uses by Service Area/ Program
FY 2011/12

	FY 2009/10 Actual	FY 2010/11 Adopted	FY 2010/11 Amended	FY 2011/12 1st PH Tentative	FY 2011/12 Final Adopted
Public Safety (continued)					
Probation	1,880,767	1,930,076	1,932,131	1,895,136	1,938,078
DJJ Pre-disposition Detention Services	2,575,511	2,650,000	2,650,000	1,250,000	1,250,000
Building Program	2,384,017	2,526,925	2,526,925	2,318,294	2,363,257
Public Safety	174,423,243	157,785,952	174,823,368	151,116,763	153,096,479
Physical Environment					
MSBU Program	14,155,732	17,288,385	18,821,917	18,379,819	18,379,819
Facilities	10,460	1,575,870	1,545,298	-	-
Growth Management Business Office	125,745	-	154,818	10,000	10,000
Greenways & Trails	535	-	204,201	4,081	4,081
Extension Service	177,176	296,488	296,488	308,431	315,167
Public Works Director's Office	2,515	-	-	-	-
Roads-Stormwater Repair and Maintenance	1,981,481	1,984,270	1,984,270	2,239,455	2,268,083
Water Quality	1,742,391	1,306,523	1,553,772	1,286,309	1,294,729
Capital Projects Delivery	2,726,315	3,336,996	7,487,680	118,033	124,769
ES Business Office	736,843	706,781	716,781	655,879	667,667
Utility Revenue Collection & Management	1,794,452	2,090,656	2,090,078	1,724,851	1,760,215
Water Management Program	-	7,920,877	8,470,732	9,501,620	9,577,400
Wastewater Management Program	442,089	10,224,397	46,274,668	50,282,975	50,333,495
Water & Sewer Operations	18,257,909	2,168,132	1,350,000	561,256	561,256
Water Conservation Program	298,725	361,811	361,811	519,711	521,395
Utilities Engineering Program	57,344,226	23,299,600	106,956,463	48,999,654	48,608,760
Central Transfer Station Operations	2,687,281	3,786,066	3,693,566	2,876,258	2,923,410
Landfill Operations	3,151,785	3,024,434	3,000,490	3,067,458	3,102,822
SW-Compliance & Program Management	4,640,573	6,360,492	12,056,317	5,904,322	5,941,370
Solid Waste (History only)	40,359	-	-	-	-
Comprehensive & Current Planning	175,254	70,715	100,198	-	-
Agency Funds	15,675	-	-	-	-
Physical Environment	110,507,521	85,802,493	217,119,548	146,440,112	146,394,438
Transportation					
Central Charges	1,248,630	1,250,280	1,254,825	1,253,740	1,253,740
Greenways & Trails	1,025,502	1,202,928	1,202,928	1,178,625	1,178,625
Public Works Director's Office	1,500,615	1,352,677	1,302,677	978,433	981,801
Roads-Stormwater Repair and Maintenance	7,464,160	8,416,134	8,826,134	8,446,165	8,590,989
Capital Maintenance	337,766	400,500	400,500	6,600,000	6,600,000
Seminole County Expressway Authority	1,468	-	39,182	37,774	37,774
Engineering Professional Support	1,183,359	1,493,577	1,493,577	1,703,765	1,740,813
Capital Projects Delivery	37,689,389	82,882,479	189,749,510	17,090,697	17,126,061
Traffic Operations	5,901,908	6,496,909	7,633,206	6,297,605	6,353,177
Mass Transit Program (LYNX)	4,391,340	4,083,948	4,252,957	4,083,948	4,083,948
Transportation	60,744,137	107,579,432	216,155,496	47,670,752	47,946,928
Economic Environment					
Central Charges	5,107,947	3,826,738	3,826,738	3,422,333	3,422,333
Tourism Development	1,648,191	1,665,724	1,665,724	1,669,361	1,676,097
Business Development	850,233	1,468,709	1,638,709	1,269,229	1,269,910
Grant Low Income Assistance	454,168	624,777	537,013	11,772	206,553
Community Development Grants	9,950,155	15,951,866	19,374,409	2,846,366	16,369,270
17-92 Community Redevelopment Agency	1,285,965	5,063,002	7,520,018	426,019	429,386
Economic Environment	19,296,659	28,600,816	34,562,611	9,645,080	23,373,549

Seminole County Government
Countywide Summary of Uses by Service Area/ Program
FY 2011/12

	FY 2009/10 Actual	FY 2010/11 Adopted	FY 2010/11 Amended	FY 2011/12 1st PH Tentative	FY 2011/12 Final Adopted
Human Services					
Animal Services	1,930,249	2,210,273	2,219,914	2,076,301	2,134,206
Community Service Business Office	196,488	194,191	177,181	184,231	175,539
County Health Department	998,154	1,061,899	1,084,399	1,026,166	1,026,166
Adoption Support	26,735	23,000	43,797	-	-
Mandated Low Income Assistance	3,670,119	3,789,125	3,789,125	4,650,412	4,650,412
Substance and Drug Abuse	45,442	71,000	89,996	97,291	97,291
Child Mental Health Initiative	-	-	1,000,000	1,500,000	1,742,500
Veterans Services	209,098	213,100	213,100	202,959	208,011
County Low Income Assistance	1,498,947	1,430,104	2,340,104	1,638,936	1,678,409
Grant Low Income Assistance	1,034,550	1,309,691	2,001,157	569,013	1,749,298
Community Development Grants	239,284	697,598	697,598	-	573,278
Extension Service	49,763	31,840	31,840	23,692	25,376
Mosquito Control	316,207	729,340	729,340	597,205	603,941
Agency Funds	679	-	-	-	-
Human Services	<u>10,215,715</u>	<u>11,761,161</u>	<u>14,417,551</u>	<u>12,566,206</u>	<u>14,664,427</u>
Culture & Recreation					
Central Charges	4,424,612	5,369,981	5,409,192	4,931,358	4,931,358
Leisure Services Business Office	543,424	531,359	656,086	799,128	930,772
Recreational Activities & Programs	3,155,872	3,774,075	4,072,072	3,538,249	3,593,821
Greenways & Trails	1,781,314	1,657,684	2,178,951	1,402,701	1,422,909
Library Services	6,206,581	6,681,249	6,684,740	6,040,337	6,156,533
Extension Service	134,711	146,621	146,621	108,954	112,322
Capital Projects Delivery	50,023	58,907	2,851,525	133,181	133,181
Natural Lands	359,112	291,208	1,734,449	329,493	332,861
Agency Funds	26,034	-	-	-	-
Culture & Recreation	<u>16,681,683</u>	<u>18,511,084</u>	<u>23,733,636</u>	<u>17,283,401</u>	<u>17,613,757</u>
Court Related					
Central Charges	3,227,518	3,230,255	3,249,295	3,233,405	3,233,405
Facilities	40,451	-	2,510,130	-	-
Judicial Security	4,516,335	4,641,671	4,641,671	4,468,521	4,468,521
Judicial	186,172	2,352,317	3,204,114	2,020,490	2,027,174
Guardian Ad Litem	91,052	95,984	95,984	100,558	102,242
Legal Aid	330,808	330,808	330,808	330,808	330,808
Law Library	130,753	131,250	131,250	131,250	131,250
Court Support Technology (Article V)	880,362	1,066,780	1,623,843	1,055,931	1,066,035
Adult Drug Court Grant	151,551	492,485	354,444	299,867	299,867
Prosecution Alternatives For Youth (PAY)	510,126	502,663	503,769	485,642	496,503
Teen Court	198,032	184,689	202,057	183,882	188,177
Court Related	<u>10,263,160</u>	<u>13,028,902</u>	<u>16,847,365</u>	<u>12,310,354</u>	<u>12,343,982</u>
TOTAL - CITIZEN PROGRAMS	<u>469,740,320</u>	<u>476,923,339</u>	<u>759,946,794</u>	<u>450,200,102</u>	<u>470,997,015</u>
Interfund Transfers (a)					
Central Accounts	15,674,212	23,189,413	23,189,413	23,456,286	23,456,286
Property/Liability Insurance	11,420,833	-	-	-	-
Workers' Compensation Insurance	1,861,781	-	-	-	-
Transfers	<u>28,956,826</u>	<u>23,189,413</u>	<u>23,189,413</u>	<u>23,456,286</u>	<u>23,456,286</u>
Reserves					
Central Accounts	688,015,560	269,201,769	337,539,350	304,667,196	304,044,761
Reserves	<u>688,015,560</u>	<u>269,201,769</u>	<u>337,539,350</u>	<u>304,667,196</u>	<u>304,044,761</u>
Grand Total	<u>1,186,712,706</u>	<u>769,314,521</u>	<u>1,120,675,557</u>	<u>778,323,584</u>	<u>798,498,062</u>

(a) See Countywide Transfer Summary for detail

**Seminole County Government
Budget by Department
Fiscal Year 2011/12**



Department	Personal Services	Operating Expenditures	Internal Charges / Other	Cost Allocations
Administration*	\$ 5,034,109	\$ 1,496,692	\$ 360,101	\$ (4,128,550)
Central Services	6,901,492	40,239,092	898,305	(15,722,954)
Community Services	2,353,214	12,843,504	251,193	-
Constitutionals	1,751,528	-	1,590,716	(1,400,000)
Court Support	524,157	1,096,136	2,025,216	-
Environmental Services	11,235,489	16,656,575	7,836,239	(695,000)
Fiscal Services	1,839,640	19,454,232	578,087	(1,000,000)
Leisure Services	7,265,825	5,257,054	1,772,007	-
Growth Management	3,890,191	5,646,453	537,641	-
Public Safety	40,797,138	6,779,621	5,710,861	(756,853)
Public Works	12,653,269	6,052,797	8,188,279	(3,245,746)
Total Appropriations	94,246,052	115,522,156	29,748,645	(26,949,103)
Transfers/Reserves	-	-	-	-
Total	\$ 94,246,052	\$ 115,522,156	\$ 29,748,645	\$ (26,949,103)

*In accordance with Seminole County's Charter, the Board hereby establishes Commissioner salaries pursuant to the salary formula under chapter 145 of the Florida Statutes, effective January 1, 2012.

**Seminole County Government
Budget by Department
Fiscal Year 2011/12**



Capital Outlay - Equipment	Debt Service	Grants & Aids	Transfers	Reserves	Capital Outlay - Improvements	Total
\$ -	\$ -	\$ -	\$ -	\$ -	\$ -	\$ 2,762,352
-	-	-	-	-	378,685	32,694,620
-	-	16,294,070	-	-	-	31,741,981
-	-	-	109,855,841	-	80,000	111,878,085
12,000	-	-	-	-	-	3,657,509
-	20,851,574	-	-	-	68,112,913	123,997,790
-	12,651,710	3,422,333	-	-	-	36,946,002
-	-	471,819	-	-	981,859	15,748,564
-	-	563,934	-	-	-	10,638,219
1,547,206	-	748,602	-	-	250,000	55,076,575
-	-	6,790	-	-	22,199,929	45,855,318
1,559,206	33,503,284	21,507,548	109,855,841	-	92,003,386	470,997,015
-	-	-	23,456,286	304,044,761	-	327,501,047
\$ 1,559,206	\$ 33,503,284	\$ 21,507,548	\$ 133,312,127	\$ 304,044,761	\$ 92,003,386	\$ 798,498,062

**Seminole County Government
Countywide Transfer Summary**

Transfers are internal transactions between individual funds of a governmental unit which are not repayable and are not considered charges for goods or services. These expenditures correspond to an equal amount of interfund revenue.

PROVIDING FUND	RECIPIENT FUND	Fiscal Year			PURPOSE
		2010/11	2011/12	2011/12	
		Adopted	1st PH Tentative	Final Adopted	
GENERAL FUND	FACILITIES MAINTENANCE FUND	\$ -	\$ 2,000,000	\$ 2,000,000	Facilities Maintenance
GENERAL FUND	FLEET REPLACEMENT FUND	\$ -	\$ 2,000,000	\$ 2,000,000	Vehicle Replacement
GENERAL FUND	TECHNOLOGY REPLACEMENT FUND	\$ -	\$ 500,000	\$ 500,000	Technology Replacement
GENERAL FUND	TRANSPORTATION TRUST	6,078,364	4,300,000	4,300,000	Public Works
GENERAL FUND	NINTH-CENT FUEL TAX FUND	1,478,412	1,830,764	1,830,764	Mass Transit
GENERAL FUND	BUILDING PROGRAM FUND	346,302	550,000	550,000	Building Program
GENERAL FUND	COURT SUPPORT TECHNOLOGY FEE	250,000	362,152	362,152	Technology Support - Court System
GENERAL FUND	STORMWATER	5,880,422	1,200,000	1,200,000	Stormwater Operations
GENERAL FUND	ECONOMIC DEVELOPMENT	445,392	1,103,000	1,103,000	Economic Development
GENERAL FUND	GENERAL REVENUE DEBT	-	1,590,656	1,590,656	Debt Service
GENERAL FUND	SALES TAX BONDS	6,929,589	5,359,334	5,359,334	Debt Service
	GENERAL FUND TOTAL	21,408,481	20,795,906	20,795,906	
TRANSPORTATION TRUST	GAS TAX REFUNDING	1,241,318	1,249,195	1,249,195	Debt Service
SOLID WASTE FUND	LANDFILL MANAGEMENT ESCROW	-	800,000	800,000	Debt Service
	Sub-Total of Transfers	22,649,799	22,845,101	22,845,101	
MSBU Operating	Internal to MSBU funds	539,614	611,185	611,185	Start-up funds/repayments of loans
	TOTAL	\$ 23,189,413	\$ 23,456,286	\$ 23,456,286	

Policy Note: Budgeted transfer amounts reflect Board of County Commission approval for annual support to designated operations. Actual transfers are made based on operational activities.

Seminole County Government Countywide Summary of Reserves

	FY 2009/10 Adopted	FY 2010/11 Adopted	FY 2011/12 Adopted
GOVERNMENTAL			
General Revenue Funds			
Sheriff Contingency	160,000	-	-
Economic Stabilization	31,939,096	45,807,722	43,617,265
Contingency (Emergency Reserves)	21,762,183	18,568,600	18,797,800
General Fund	53,861,279	64,376,322	62,415,065
Facilities Maintenance Fund	518,266	1,574,229	3,422,807
Fleet Replacement Fund	-	-	2,000,000
Technology Replacement Fund	-	-	500,000
Transportation Trust	2,797,136	6,759,309	5,310,889
Stormwater	1,000,000	716,615	116,271
Economic Development	753,100	576,450	347,800
Total General Revenue	\$ 58,929,781	\$ 74,002,925	\$ 74,112,832
Natural Land Endowment Fund	857,147	855,251	852,954
Boating Improvement Fund	643,698	211,343	259,269
Building Program Fund	239,532	-	31,443
Tourist Development Fund	4,523,519	5,349,742	7,455,064
Fire Protection Fund	28,292,475	28,962,107	33,188,806
Court Support Technology Fee	300,000	300,000	289,896
Infrastructure Sales Tax Funds	130,379,896	113,029,568	132,137,904
Transportation Impact Fee Funds	(72,086,906)	(76,830,314)	(74,760,629)
Teen Court Fund	-	204,299	199,131
Enhanced 911 Fund	2,743,949	4,136,944	5,743,587
Fire/Rescue-Impact Fee	91,500	120,305	2,529,529
Library-Impact Fee	122,331	221,783	94,095
Family Mediation	-	-	-
17/92 Redevelopment Fund	3,579,993	2,165,457	7,921,366
MSBU Solid Waste	3,785,020	4,778,930	4,789,000
MSBU Program	-	1,085,115	-
Jail Project/2005	-	-	436,415
Infrastructure Imp-Capital	83,121	-	-
Natural Lands/Trails Bond Fund	4,789,780	5,039,655	3,473,065
Courthouse Projects Fund	312,658	368,500	425,270
PROPRIETARY			
Water And Sewer Funds			
Unrestricted	15,807,129	18,842,686	12,548,719
Restricted	25,653,472	32,869,850	32,475,743
Solid Waste Fund			
Unrestricted	21,686,342	22,182,463	25,069,034
Restricted	13,355,224	14,363,987	16,078,266
Self-Insurance Funds			
Property/Liability Insurance Fund	6,854,799	5,429,569	5,557,830
Workers' Compensation Fund	7,661,781	6,340,557	4,625,039
Health Insurance Fund	-	5,171,047	8,511,133
Total	\$ 258,606,241	\$ 269,201,769	\$ 304,044,761



**Seminole County Government
Countywide Millage Summary
Fiscal Year 2011/12**

	Adopted Millage Rates By Fiscal Year					<u>2011/12</u>
	<u>2006/07</u>	<u>2007/08</u>	<u>2008/09</u>	<u>2009/10</u>	<u>2010/11</u>	
COUNTYWIDE						
General Fund	4.9989	4.3578	4.5153	4.9000	4.8751	4.8751
SPECIAL DISTRICTS						
Unincorporated Road MSTU	0.1228	0.1068	0.1107	0.1107	0.1107	0.1107
Fire/Rescue MSTU	<u>2.6334</u>	<u>2.3299</u>	<u>2.3299</u>	<u>2.3299</u>	<u>2.3299</u>	<u>2.3299</u>
Total Special Districts	2.7562	2.4367	2.4406	2.4406	2.4406	2.4406
TOTAL BCC APPROVED	7.7551	6.7945	6.9559	7.3406	7.3157	7.3157

Voter Approved Millages

COUNTYWIDE						
Debt Services						
Natural Lands/Trails Voted Debt	0.1451	0.1451	0.1451	0.1451	0.1700	0.1700
TOTAL VOTER APPROVED	0.1451	0.1451	0.1451	0.1451	0.1700	0.1700

Other Agencies

Seminole County School Board	7.7530	7.4130	7.5430	7.7230	7.8010	7.7220
St. Johns River Water Management District	<u>0.4620</u>	<u>0.4158</u>	<u>0.4158</u>	<u>0.4158</u>	<u>0.4158</u>	<u>0.3313</u>
TOTAL OTHER AGENCIES	8.2150	7.8288	7.9588	8.1388	8.2168	8.0533

	<u>Countywide</u>	<u>Roads</u>	<u>Fire</u>	<u>Total BCC Approved</u>
2005/06	4.9989	0.1228	2.6334	7.7551
2004/05	4.9989	0.1228	2.6334	7.7551
2003/04	4.9989	0.1228	2.6334	7.7551
2002/03	4.9989	0.1228	2.6334	7.7551
2001/02	4.9989	0.6591	2.0971	7.7551
2000/01	4.9989	0.6591	2.0971	7.7551
1999/00	4.9989	0.6591	2.0971	7.7551
1998/99	5.1579	0.6591	2.0971	7.9141
1997/98	5.1638	0.6591	2.0971	7.9200
1996/97	5.1638	0.6591	2.0971	7.9200
1995/96	5.1638	0.6591	2.0971	7.9200
1994/95	5.1638	0.6591	2.0971	7.9200
1993/94	5.2714	0.7145	2.1058	8.0917
1992/93	5.3337	0.7244	2.1354	8.1935
1991/92	5.3586	0.7266	2.1407	8.2259



Seminole County Government
Five Year Gross Taxable Value Comparison
Fiscal Year 2011/12

FY 2007/08		*FY 2008/09		FY 2009/10		FY 2010/11		**FY 2011/12	
AMOUNT	% OF Change	AMOUNT	% OF Change	AMOUNT	% OF Change	AMOUNT	% OF Change	AMOUNT	% OF Change

COUNTYWIDE:

Prior Year Gross Taxable Value	\$29,711,120,847		\$33,506,218,599		\$31,635,418,833		\$28,061,917,002		\$25,343,264,959	
Reappraisals Amendment 1 Exemptions	2,792,668,196	9.40%	42,148,719 (2,622,432,287)	0.13% (7.83%)	(3,939,224,931)	(12.46%)	(2,946,440,892)	(10.51%)	(1,483,776,022)	(5.85%)
Taxable Value without New Construction	\$32,503,789,043		\$30,925,935,031		\$27,696,193,902		\$25,115,476,110		\$23,859,488,937	
New Construction	1,002,429,556	3.37%	709,483,802	2.12%	365,723,100	1.16%	227,788,849	0.81%	134,713,255	0.53%
Gross Taxable Value	\$33,506,218,599	12.77%	\$31,635,418,833	(5.58%)	\$28,061,917,002	(11.30%)	\$25,343,264,959	(9.70%)	\$23,994,202,192	(5.32%)

UNINCORPORATED ROAD IMPROVEMENTS (MSTU)

Gross Taxable Value (Prior Year)	\$15,038,603,179		\$16,879,664,311		\$15,853,987,972		\$14,141,921,906		\$13,061,614,960	
Reappraisals Amendment 1 Exemptions	1,389,262,468	9.24%	20,566,358 (1,371,138,316)	0.12% (8.12%)	(1,930,346,334)	(12.18%)	(1,228,188,823)	(8.68%)	(729,812,146)	(5.59%)
Taxable Value without New Construction	\$16,427,865,647		\$15,529,092,353		\$13,923,641,638		\$12,913,733,083		\$12,331,802,814	
New Construction	451,798,664	3.00%	324,895,619	1.92%	218,280,268	1.38%	147,881,877	1.05%	72,075,769	0.55%
Gross Taxable Value	\$16,879,664,311	12.24%	\$15,853,987,972	(6.08%)	\$14,141,921,906	(10.80%)	\$13,061,614,960	(7.63%)	\$12,403,878,583	(5.04%)

FIRE RESCUE (MSTU)

Gross Taxable Value (Prior Year)	\$18,242,840,834		\$20,542,667,362		\$21,331,933,505		\$18,835,158,198		\$17,182,943,400	
Reappraisals Amendment 1 Exemptions	1,756,794,500	9.63%	250,007,886 (1,819,792,747)	1.22% (8.86%)	(2,730,832,688)	(12.80%)	(1,809,096,418)	(9.60%)	(966,285,992)	(5.62%)
Taxable Value without New Construction	\$19,999,635,334		\$18,972,882,501		\$18,601,100,817		\$17,026,061,780		\$16,216,657,408	
New Construction	543,032,028	2.98%	2,359,051,004	11.48%	234,057,381	1.10%	156,881,620	0.83%	83,827,262	0.49%
Gross Taxable Value	\$20,542,667,362	12.61%	\$21,331,933,505	3.84%	\$18,835,158,198	(11.70%)	\$17,182,943,400	(8.77%)	\$16,300,484,670	(5.13%)


*FY 2008/09 - Includes added exemption impact of Amendment 1. Amendment 1, approved by Florida voters on January 29, 2008, was implemented retroactive to January 1, 2008 and provided for an additional \$25,000 modified homestead exemption; a \$25,000 Tangible Property exemption; Save Our Homes portability up to \$500,000; and a 10% cap on increases in non-homesteaded assessments.

*FY 2008/09 The City of Winter Springs Fire Services merged with the Seminole County/Municipal Fire District -Taxable Value \$2,009,169,214 added under New Construction

Excluding the FY 2011/12 proposed budget, gross taxable values are derived from the Property Appraiser's DR403AC Final Revised Recapitulation of Ad Valorem Assessment Rolls

**FY 2011/12 valuations reflect the Property Appraiser's July 1, 2011 DR420 Certification of Taxable Values

Seminole County
Residential Home Property Tax Comparison
with an Average 2010 Taxable Value of \$123,000
Includes a \$50K Countywide and \$25K School Board
Homestead Exemption



2010 Millage Rates By Taxing Authority								
Taxing District	Unincorporated Seminole County	Altamonte Springs	Casselberry	Lake Mary	Longwood	Oviedo	Sanford	Winter Springs
General Countywide	4.8751	4.8751	4.8751	4.8751	4.8751	4.8751	4.8751	4.8751
Countywide Voted Debt Natural Lands/Trails	0.1700	0.1700	0.1700	0.1700	0.1700	0.1700	0.1700	0.1700
School District	7.8010	7.8010	7.8010	7.8010	7.8010	7.8010	7.8010	7.8010
St Johns River Water Management District	0.4158	0.4158	0.4158	0.4158	0.4158	0.4158	0.4158	0.4158
Total Countywide Millage	13.2619	13.2619	13.2619	13.2619	13.2619	13.2619	13.2619	13.2619
Unincorporated County - Road District	0.1107							
County/Municipal Fire District	2.3299	2.3299						2.3299
City		2.8900	5.4500	3.6355	4.9900	4.8626	6.8250	2.4714
City Voted Debt						0.2910		0.1100
Total Municipal Services Millage	2.4406	5.2199	5.4500	3.6355	4.9900	5.1536	6.8250	4.9113
Total Millage Rate	15.7025	18.4818	18.7119	16.8974	18.2519	18.4155	20.0869	18.1732

**Seminole County Government
 Unincorporated Residential Home Property Tax Calculation
 with an Average 2011 Preliminary Taxable Value of \$116,000
 Includes a \$50K Countywide and \$25K School Board
 Homestead Exemption**



Roads	\$13	0.7%
Natural Lands/Trails Voted Debt	\$20	1.0%
St.Johns River Water Management	\$38	2.0%

1. **School Board:** The School Board, as governing body of the taxing unit, is responsible for control, operation, organization, management and administration of public schools pursuant to standards prescribed by Florida Statutes and State Board of Education rules. Residents receive only a \$25K homestead exemption on School Board taxes because schools were excluded from the Amendment 1 homestead exemption increase.

2. **Seminole County Government:**
 - General Services:** The Seminole County Board of County Commissioners determines the county-wide ad valorem taxes required for the provision of county-wide services such as law enforcement, court facilities, roads, drainage, libraries, parks and other general government responsibilities.

 - Roads:** A Municipal Service Taxing Unit supporting transportation systems designated by the Board of County Commissioners as local feeder roads, local distributor roads and local access roads within the unincorporated area of Seminole County.

 - Fire Protection:** A Municipal Service Taxing Unit providing for fire protection and prevention, and rescue/emergency medical services to all properties in unincorporated Seminole County, the City of Altamonte Springs, the City of Winter Springs, and territories that may be included by special mutual aid agreement.

 - Natural Lands/Trails Voted Debt:** County-wide voter approved debt service millage necessary to repay bonds issued to acquire natural/environmental lands and to construct a county-wide trails system. Debt retirement will be in FY 2012/13.

3. **St. Johns River Water Management District:** Florida is divided into five independent water management taxing districts whose mission is to preserve and manage Florida's water resources. The SJRWMD manages groundwater and surface water resources in all or part of 18 counties in northeast and east-central Florida.

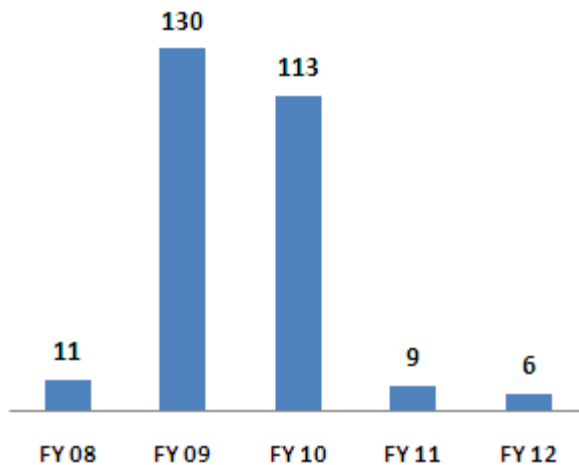


Seminole County Government Personal Services FY 2011/12

OVERVIEW

Seminole County Board of County Commissioners has downsized its operations significantly during the past 5 years due to the economic downturn and loss of revenues.

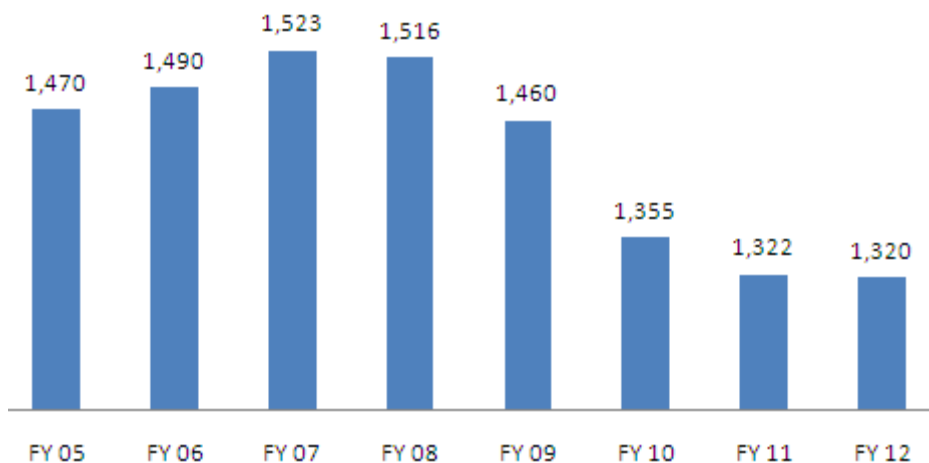
Positions Eliminated



A total of 269 positions under the Board of County Commissioners were eliminated, equating to 18% of the regular workforce and annual budget reduction of \$16.6M (including fringe benefits). Five temporary positions were eliminated as well. Additional information is available in the Personal Services section.

The FY 2011/12 Budget has significantly less positions, than before the upturn in the economy.

Positions Funded



Of the 1,320 positions under the Board of County Commissioners for FY 2011/12, there are 497 in Public Safety, 201 in Public Works, and 191 for Water/Sewer/Solid Waste services. The majority of the other positions are for Libraries and Parks.

The Seminole County Board of County Commissioners **also provides funding for an additional 1,455 positions** under the Constitutional Officers, of which 1,281 work for the Sheriff. The budget for these positions is included in Transfers to Constitutional Officers.

Seminole County Government Personal Services FY 2011/12

The FY 2011/12 Budget for Personal Services is \$5M less than the current year's budget, due to a reduction in contributions to the Florida Retirement System (FRS), eliminated positions, and refresh of positions at lower salaries.

	FY 2010/11 Adopted Budget	FY 2011/12 Adopted Budget	Change
Salaries & Wages	\$ 63,642,188	\$ 62,511,314	\$ (1,130,874)
Overtime & Special Pay	5,911,568	7,491,930	1,580,362
Fringe Benefits			
Social Security	5,215,778	5,130,756	(85,022)
Retirement	10,147,064	5,190,515	(4,956,549)
Health & Life Insurance	10,921,439	10,836,024	(85,415)
Other	1,709,651	1,333,985	(375,666)
	<u>27,993,932</u>	<u>22,491,280</u>	<u>(5,502,652)</u>
Total Personal Services	<u>\$ 97,547,688</u>	<u>\$ 92,494,524</u>	<u>\$ (5,053,164)</u>

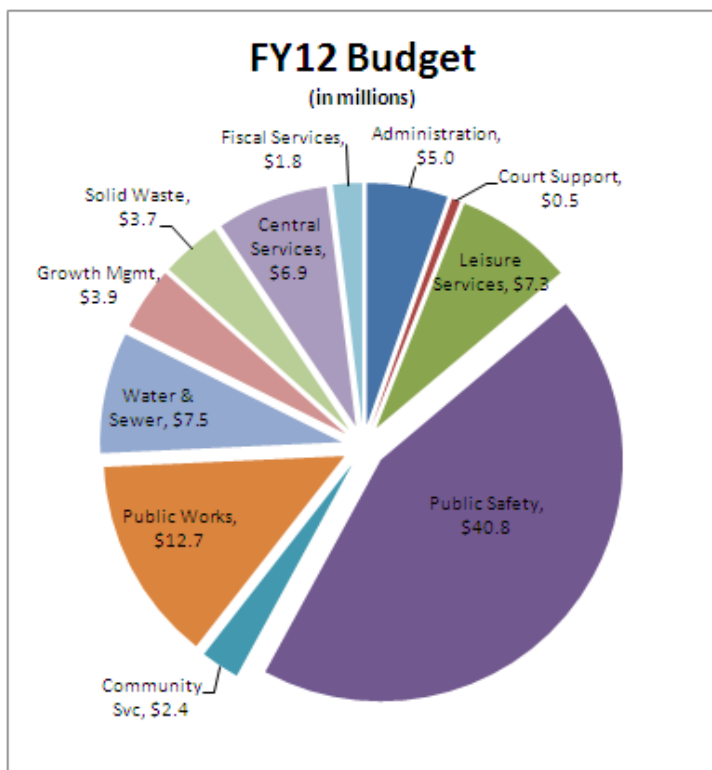
Note: Effective 7/1/2011, the State of Florida reduced the FRS contribution rates for employers by an average of 7%, and is requiring employees to contribute 3% of their salary to FRS.

Special Pay increased for bonuses and associated fringe benefit costs.

The County is self-insured for health benefits provided to participants. FY 2011/12 Budget does not include an increase in health insurance premiums.

Other fringe benefit budget includes funding the Workers' Compensation Fund.

FY 2011/12 Personal Services budget totaling \$92M is allocated to ten (10) departments as follows:



\$41M is in Public Safety Dept, primarily for emergency medical services and fire rescue.

\$13M is in Public Works Dept, primarily for road maintenance and traffic operation.

\$11M is in Environmental Services Dept for Water, Sewer, and Solid Waste Services.

\$ 7M is in Leisure Services Dept, primarily for Library Services and Parks.

\$ 4M is in the Growth Mgmt Dept, primarily for managing building and land use changes.

\$ 2M is in Community Services Dept for various services provided to the community.

\$14M is primarily for general business operations, such as purchasing, IT, resource management, facilities maintenance, County management, and legal services.

**Seminole County Government
COUNTYWIDE POSITION SUMMARY
Fiscal Year 2011/12**

Departments	FY 2008/09 Amended				FY 2009/10 Amended				FY 2010/11 Adopted				FY 2011/12 Second Public Hearing			
	Positions		FTE		Positions		FTE		Positions		FTE		Positions		FTE	
	Full Time	Part Time	Total	Total	Full Time	Part Time	Total	Total	Full Time	Part Time	Total	Total	Full Time	Part Time	Total	Total
Administration	33	-	33	33.00	57	-	57	57.00	57	-	57	57.00	58	-	58	58.00
Central Services (Admin Svc)	74	-	74	74.00	111	2	113	112.25	105	2	107	106.25	100	2	102	101.55
Community Information	10	-	10	10.00	0	-	0	0.00	0	-	0	0.00	0	-	0	0.00
Community Services	68	1	69	68.50	34	-	34	34.00	34	-	34	34.00	34	-	34	34.00
Court Support	8	-	8	8.00	8	-	8	8.00	8	-	8	8.00	8	-	8	8.00
Economic Development	10	-	10	10.00	0	-	0	0.00	0	-	0	0.00	0	-	0	0.00
Environmental Services	197	-	197	197.00	190	-	190	190.00	190	-	190	190.00	191	-	191	191.00
Fiscal Services	16	-	16	16.00	17	-	17	17.00	17	-	17	17.00	17	-	17	17.00
Growth Mgmt (Plan & Develop)	83	-	83	83.00	61	-	61	61.00	59	-	59	59.00	54	-	54	54.00
Human Resources	12	-	12	12.00	0	-	0	0.00	0	-	0	0.00	0	-	0	0.00
Information Technology	69	1	70	69.75	0	-	0	0.00	0	-	0	0.00	0	-	0	0.00
Leisure Services	51	17	68	59.62	109	48	157	133.00	109	48	157	133.12	108	50	158	133.12
Library Services	59	48	107	83.00	0	-	0	0.00	0	-	0	0.00	0	-	0	0.00
Public Safety	485	-	485	485.00	517	1	518	517.50	493	1	494	493.50	496	1	497	496.50
Public Works	218	-	218	218.00	200	-	200	196.50	199	-	199	195.50	201	-	201	197.50
TOTAL BCC	1,393	67	1,460	1,426.87	1,304	51	1,355	1,326.25	1,271	51	1,322	1,293.37	1,267	53	1,320	1,290.67

Constitutional Officers

Sheriff	1,045	153	1,198	1,106.75	1,089	161	1,250	1,153.25	1,089	156	1,245	1,152.00	1,126	155	1,281	1,187.80
Clerk of Court/Finance	24	-	24	24.00	24	-	24	24.00	24	-	24	24.00	24	-	24	24.00
Property Appraiser	53	-	53	53.00	53	-	53	53.00	53	-	53	53.00	53	-	53	53.00
Tax Collector	79	3	82	80.50	78	3	81	79.50	78	3	81	79.50	78	3	81	79.50
Supervisor of Elections	16	-	16	16.00	16	-	16	16.00	16	-	16	16.00	16	-	16	16.00
Total Constitutional Officers	1,217	156	1,373	1,280.25	1,260	164	1,424	1,325.75	1,260	159	1,419	1,324.50	1,297	158	1,455	1,360.30

Seminole County Government Position Count Changes FIVE Year Summary

FY 06/07 Total BCC Positions	1,523
New Positions (FY09-FY12)	66
Eliminated Positions (FY09-FY12)	(269)
FY 11/12 Total BCC Positions	1,320

New Positions (FY08-12)	
New Fire Station #29	24
Deferred	(24)
Winter Springs Merger	50
Environmental Svc	4
IT - Court Support	1
Leisure Svc - FT to PT	2
Mosquito Control	7
Probation	2
Total New BCC	66

Eliminated Positions (FY08-12)	
FY 07/08 Budget	(11)
FY 08/09 Budget	(130)
FY 09/10 Budget	(113)
FY 10/11 Budget	(9)
FY 11/12 Budget	(6)
Total BCC Eliminated	(269)

Department	FY 06/07		FY 07/08		FY 08/09		FY 09/10		FY 10/11		FY 11/12	
	Amended	New	Elim	Amended	New	Elim	Transfer	Amended	New	Elim	Transfer	2nd PH
Administration	35			35	(2)	33	26	57	57	(1)	2	58
Central Services (Admin Svc)	86			86	(12)	74	43	113	107	(6)	(3)	102
Community Information	11			11	(1)	10	(5)	0	0			0
Community Services	76		-1	75	(6)	69	(2)	34	34			34
Court Support	11		-5	6	(5)	8		8	8			8
Economic Development	11			11	(1)	10	(3)	(7)	0			0
Environmental Services	194	3		197		197	(8)	1	190		1	191
Fiscal Services	16			16		16	(1)	2	17			17
Growth Mgmt (Plan & Dev)	102		-2	100	(16)	83	(18)	(4)	61	(2)	(3)	54
Human Resources	14			14	(2)	12	(2)	(10)	0			0
Information Technologies	88	1		89	(10)	79	(6)	(64)	0			0
Leisure Services	76		-1	75	(8)	67	(1)	98	157			158
Library Services	126			126	(16)	110	(20)	(87)	0			0
Public Safety	413		-2	411	(5)	406	(4)	37	518	(24)	1	497
Public Works	264			264	(46)	218	(28)	3	200	(1)	3	201
TOTAL BCC Positions	1,523	4	(11)	1,516	(74)	1,460	(113)	0	1,355	(9)	(24)	1,322
												1,320

a) Position that was to be moved from Facilities to ES in 2009 for only two years, will remain in ES on permanent basis.

b) FT position turned into 2 PT positions

**Seminole County Government
Position Changes Detail
Fiscal Year 2011/12**

	Administration	Central Services	Community Services	Court Support	Environ Services	Fiscal Services	Growth Mgmt	Leisure Services	Public Safety	Public Works	TOTAL
FY 11 Adopted	57.00	107.00	34.00	8.00	190.00	17.00	59.00	157.00	494.00	199.00	1,322.00
Xfer -Development Inspections							(3.00)			3.00	0.00
Xfer -Mail Services	3.00	(3.00)									0.00
Xfer - Traffic Operations								1.00	1.00	(1.00)	0.00
Xfer - Road Program	(1.00)									1.00	0.00
Convert 1 FT to 2 PT - Libraries							1.00				1.00
Eliminated Positions	(1.00)	(2.00)					(2.00)			(1.00)	(6.00)
New Positions					1.00				2.00		3.00
FY12 Second Public Hearing	58.00	102.00	34.00	8.00	191.00	17.00	54.00	158.00	497.00	201.00	1,320.00

Seminole County Government FTE Changes Detail Fiscal Year 2011/12

	Administration	Central Services	Community Services	Court Support	Environ Services	Fiscal Services	Growth Mgmt	Leisure Services	Public Safety	Public Works	TOTAL
FY 11 Adopted	57.00	106.25	34.00	8.00	190.00	17.00	59.00	133.12	493.50	195.50	1,293.37
Xfer -Development Inspections							(3.00)			3.00	0.00
Xfer -Mail Services	3.00	(3.00)									0.00
Xfer - Traffic Operations								1.00	(1.00)		0.00
Xfer - Road Program	(1.00)								1.00		0.00
Convert 1 FT to 2 PT - Libraries											0.00
Eliminated Positions	(1.00)	(2.00)					(2.00)			(1.00)	(6.00)
New Positions					1.00				2.00		3.00
FY12 First Public Hearing	58.00	101.25	34.00	8.00	191.00	17.00	54.00	133.12	496.50	197.50	1,290.37
Increase in PT hrs		0.3									0.30
FY12 Second Public Hearing	58.00	101.55	34.00	8.00	191.00	17.00	54.00	133.12	496.50	197.50	1,290.67

**Seminole County Government
Eliminated / New Positions
Fiscal Year 2011/12**

ELIMINATED POSITIONS					
Department / Program	Position #	Position Description	FTE	2 PH Budget	Fund
Administration					
Business Process Mgmt	9018	Project Coordinator II	1.00	86,125	General Fund
Sub-total Administration			1.00	\$ 86,125	
Central Services					
Support Services	7638	Support Services Division Manager	0.40	\$ 45,700	General Fund
	7638	Support Services Division Manager	0.50	\$ 57,126	Health Insurance Fund
	7638	Support Services Division Manager	0.05	\$ 5,713	Property/Liab Ins Fund
	7638	Support Services Division Manager	0.05	\$ 5,713	Workers Comp Fund
Facilities	8999	Accounting Specialist	1.00	\$ 55,098	General Fund
Sub-total Central Services			2.00	\$ 169,350	
Growth Management					
Business Office	8047	Program Manager I	1.00	122,029	General Fund
Comprehensive & Current Planning	8973	Assistant Planning Manager (was position #7350)	1.00	104,089	General Fund
Sub-total Growth Mgmt			2.00	\$ 226,118	
Public Works					
Capital Projects Delivery	8795	Program Specialist	1.00	49,641	Transportation Trust
Sub-total Public Works			1.00	\$ 49,641	
TOTAL ELIMINATED POSITIONS			6.00	\$ 531,234	

NEW POSITIONS					
Environmental Services					
Water Management	NEW_02	Instrumentation & Control Technician	1.00	52,878	Water & Sewer Fund
Sub-total Environmental Svc			1.00	\$ 52,878	
Public Safety					
Probation	NEW03	Staff Assistant	1.00	40,038	General Fund
	NEW04	Probation Officer	1.00	56,873	General Fund
Sub-total Public Safety			2.00	\$ 96,911	
TOTAL NEW POSITIONS *			3.00	\$ 149,789	

NET ELIMINATED POSITIONS **3.00** **\$ 381,445**

* Leisure Services add'l position isn't reflected, as it resulted from changing 1 FT position into 2 PT positions.

Seminole County Government Eliminated Positions Summary 5 YEAR TOTAL FY08- FY12

	# Positions Elim						FY07 Adopted Positions	% Positions Eliminated
	FY08	FY09	FY10	FY11	FY12	5 YR Total		
Administration *	-	2	2	-	-	4	35	11%
Central Services *	-	12	4	-	2	18	67	27%
Community Information	-	1	5	-	-	6	11	55%
Community Services	1	6	2	-	-	9	66	14%
Court Support	5	5	-	-	-	10	11	91%
Economic Development	-	1	3	-	-	4	11	36%
Environmental Services	-	-	8	-	-	8	194	4%
Fiscal Services	-	-	1	-	-	1	32	3%
Growth Management	2	16	18	2	2	40	130	31%
Human Resources *	-	2	2	1	-	5	13	38%
Information Technology *	-	10	6	5	1	22	62	35%
Leisure Services	1	8	10	-	-	19	83	23%
Library Services	-	16	20	-	-	36	125	29%
Public Safety	2	5	4	-	-	11	416	3%
Public Works	-	46	28	1	1	76	264	29%
Total Regular	11	130	113	9	6	269	1,520	18%
Total Temporary	4	1	-	-	-	5		
Total Eliminated	11	134	114	9	6	274		

	FTE			FY 07 Adopted FTE	% FTE Elim
	General Revenue Funds	Other Funds	5 YR Total		
	4.00	-	4.00	35.00	11%
	15.40	2.60	18.00	67.00	27%
	6.00	-	6.00	11.00	55%
	7.75	0.75	8.50	65.00	13%
	9.00	1.00	10.00	11.00	91%
	1.00	2.50	3.50	10.50	33%
	-	8.00	8.00	194.00	4%
	1.00	-	1.00	32.00	3%
	21.00	19.00	40.00	129.50	31%
	4.50	-	4.50	12.50	36%
	22.00	-	22.00	62.00	35%
	15.50	-	15.50	73.00	21%
	26.20	-	26.20	102.10	26%
	5.50	5.50	11.00	416.00	3%
	71.00	5.00	76.00	263.50	29%
Total	209.85	44.35	254.20	1,484.10	17%
Total Temporary	2.80	-	2.80		
Total Eliminated	212.65	44.35	257.00		

* Note: Positions eliminated in FY 11 and FY12 are reflected in the department they were in prior to re-organization.

Seminole County Government Eliminated Positions Summary 5 YEAR TOTAL FY08- FY12

	Annual Budget Reduction						5 YR Total	General Revenue Funds	Other Funds	Total All Funds
	FY 07/08	FY 08/09	FY 09/10	FY 10/11	FY 11/12					
Administration *	\$ -	\$ 101,545	\$ 153,094	\$ -	\$ -	\$ -	\$ 254,639	\$ -	\$ 254,639	
Central Services (previously Administrative Services)*	\$ -	\$ 709,384	\$ 296,811	\$ -	\$ 169,349	\$ -	\$ 1,175,544	\$ 207,648	\$ 1,175,544	
Community Information	\$ -	\$ 66,039	\$ 395,429	\$ -	\$ -	\$ -	\$ 461,468	\$ -	\$ 461,468	
Community Services	\$ 66,893	\$ 301,484	\$ 130,521	\$ -	\$ -	\$ -	\$ 498,898	\$ 55,262	\$ 498,898	
Court Support	\$ 255,853	\$ 336,294	\$ -	\$ -	\$ -	\$ -	\$ 592,147	\$ 57,749	\$ 592,147	
Economic Development	\$ -	\$ 19,293	\$ 197,933	\$ -	\$ -	\$ -	\$ 217,226	\$ 125,087	\$ 217,226	
Environmental Services	\$ -	\$ -	\$ 422,452	\$ -	\$ -	\$ -	\$ 422,452	\$ 422,452	\$ 422,452	
Fiscal Services	\$ -	\$ -	\$ 59,455	\$ -	\$ -	\$ -	\$ 59,455	\$ -	\$ 59,455	
Growth Management (previously Planning & Development)	\$ 159,075	\$ 1,190,624	\$ 1,167,803	\$ 241,806	\$ 226,118	\$ -	\$ 2,985,426	\$ 1,362,637	\$ 2,985,426	
Human Resources *	\$ -	\$ 79,451	\$ 127,159	\$ 100,384	\$ -	\$ -	\$ 306,994	\$ -	\$ 306,994	
Information Technology Svc *	\$ -	\$ 739,564	\$ 448,761	\$ 473,807	\$ 86,125	\$ -	\$ 1,748,257	\$ -	\$ 1,748,257	
Leisure Services	\$ 43,453	\$ 469,399	\$ 283,530	\$ -	\$ -	\$ -	\$ 796,382	\$ -	\$ 796,382	
Library Services	\$ -	\$ 791,454	\$ 539,714	\$ -	\$ -	\$ -	\$ 1,331,168	\$ -	\$ 1,331,168	
Public Safety	\$ 136,016	\$ 470,307	\$ 245,260	\$ -	\$ -	\$ -	\$ 851,583	\$ 443,321	\$ 851,583	
Public Works	\$ -	\$ 3,315,341	\$ 1,529,597	\$ 47,903	\$ 49,641	\$ -	\$ 4,942,482	\$ 454,141	\$ 4,942,482	
Total Regular Position Reductions	\$ 661,290	\$ 8,590,179	\$ 5,997,519	\$ 863,900	\$ 531,233	\$ -	\$ 16,644,121	\$ 3,128,297	\$ 16,644,121	
Total Temporary Position Reductions	\$ -	\$ 74,075	\$ -	\$ -	\$ -	\$ -	\$ 74,075	\$ 23,523	\$ 74,075	
Annual On-going Savings	\$ 661,290	\$ 8,664,254	\$ 5,997,519	\$ 863,900	\$ 531,233	\$ -	\$ 16,718,196	\$ 3,151,820	\$ 16,718,196	

* Note: Positions eliminated in FY 11 and FY12 are reflected in the department they were in prior to re-organization.

**Seminole County Government
Temporary Positions
Fiscal Year 2011/12**

Fund	Department/Program	Position #	Position Description	FTE	2 PH Budget
Neighborhood Stabilization SHIP-Affordable Housing	Community Services / Community Development Grants	T113	Project Manager I	1.00	51,810
	Community Services / Community Development Grants	T114	Project Manager I	1.00	51,811
Disaster Preparedness	Public Safety / Emergency Mgmt	T8	Intern	0.33	8,224
TOTAL				<u>2.33</u>	<u>\$111,845</u>

Seminole County Government Program Staffing Fiscal Year 2011/12

Department	Program	Full-Time Positions	Part-Time Positions	Total Positions	Total FTE
Administration	Board of County Commissioners	10		10	10.00
	Business Process Management	4		4	4.00
	Community Information	5		5	5.00
	County Attorney	15		15	15.00
	County Manager	5		5	5.00
	Document Management	3		3	3.00
	Mail Services	3		3	3.00
	Purchasing and Contracts	13		13	13.00
		<u>58</u>	<u>0</u>	<u>58</u>	<u>58.00</u>
Central Services	Central Services Business Office	7		7	7.00
	Customer Help Desk	7		7	7.00
	Enterprise Application Support	6		6	6.00
	Facilities	39		39	39.00
	Fleet Management	2		2	2.00
	Geographic Information Systems (GIS)	5	1	6	5.75
	Health Insurance	2		2	1.75
	Human Resources	8	1	9	9.05
	Network Infrastructure Support/Maintenance	11		11	11.00
	Property/Liability Insurance	2		2	2.20
	Telephone Support & Maintenance	3		3	3.00
	Workers' Compensation Insurance	2		2	1.80
	Workstation Support & Maintenance	6		6	6.00
		<u>100</u>	<u>2</u>	<u>102</u>	<u>101.55</u>
Community Services	Community Development Grants	0		0	0.00
	Community Service Business Office	2		2	2.00
	County Low Income Assistance	20		20	20.00
	Prosecution Alternatives For Youth (PAY)	6		6	6.45
	Teen Court	3		3	2.55
	Veterans Services	3		3	3.00
		<u>34</u>	<u>0</u>	<u>34</u>	<u>34.00</u>
Court Support	Court Support Technology (Article V)	6		6	6.00
	Guardian Ad Litem	1		1	1.00
	Judicial	1		1	1.00
		<u>8</u>	<u>0</u>	<u>8</u>	<u>8.00</u>
Environmental Services / Solid Waste	Central Transfer Station Operations	28		28	28.00
	ES Business Office	2		2	1.50
	Landfill Operations	21		21	21.00
	SW-Compliance & Program Management	22		22	22.00
		<u>73</u>	<u>0</u>	<u>73</u>	<u>72.50</u>
Environmental Services / Water & Sewer	ES Business Office	6		6	5.50
	Utilities Engineering Program	15		15	15.00
	Utility Revenue Collection & Management	21		21	21.00
	Wastewater Management Program	30		30	30.00
	Water Conservation Program	1		1	1.00
	Water Management Program	46		46	46.00

**Seminole County Government
Program Staffing
Fiscal Year 2011/12**

Department	Program	Full-Time Positions	Part-Time Positions	Total Positions	Total FTE
		119	0	119	118.50
Fiscal Services	MSBU Program	4		4	4.00
	Resource Management	13		13	13.00
		<u>17</u>	<u>0</u>	<u>17</u>	<u>17.00</u>
Growth Management	17-92 Community Redevelopment Agency	2		2	2.00
	Building Program	29		29	28.70
	Business Development	2		2	2.00
	Comprehensive & Current Planning	17		17	17.20
	Growth Management Business Office	4		4	4.10
		<u>54</u>	<u>0</u>	<u>54</u>	<u>54.00</u>
Leisure Services	Extension Service	7		7	7.00
	Greenways & Trails	12		12	12.00
	Leisure Services Business Office	6		6	6.00
	Library Services	51	36	87	69.00
	Natural Lands	2		2	2.00
	Recreational Activities & Programs	26	14	40	33.12
	Tourism Development	4		4	4.00
		<u>108</u>	<u>50</u>	<u>158</u>	<u>133.12</u>
Public Safety	Animal Services	30		30	30.00
	E-911	7		7	6.50
	Emergency Communications	28		28	28.00
	Emergency Management	3		3	2.50
	EMS/Fire/Rescue	377		377	377.00
	Fire Prevention Bureau	7		7	7.00
	Petroleum Storage Tanks Bureau	5		5	5.00
	Probation	27	1	28	27.50
	Public Safety Business Office	3		3	3.00
	Telecommunications	10		10	10.00
		<u>496</u>	<u>1</u>	<u>497</u>	<u>496.50</u>
Public Works	Capital Projects Delivery	25		25	25.00
	Engineering Professional Support	22		22	22.00
	Mosquito Control *	11		11	7.50
	Public Works Director's Office	2		2	2.00
	Roads-Stormwater Repair/Maintenance	103		103	103.00
	Traffic Operations	33		33	33.00
	Water Quality	5		5	5.00
		<u>201</u>	<u>0</u>	<u>201</u>	<u>197.50</u>
Total		<u>1,267</u>	<u>53</u>	<u>1,320</u>	<u>1,290.67</u>

* Includes seasonal positions budgeted at .5 FTE each

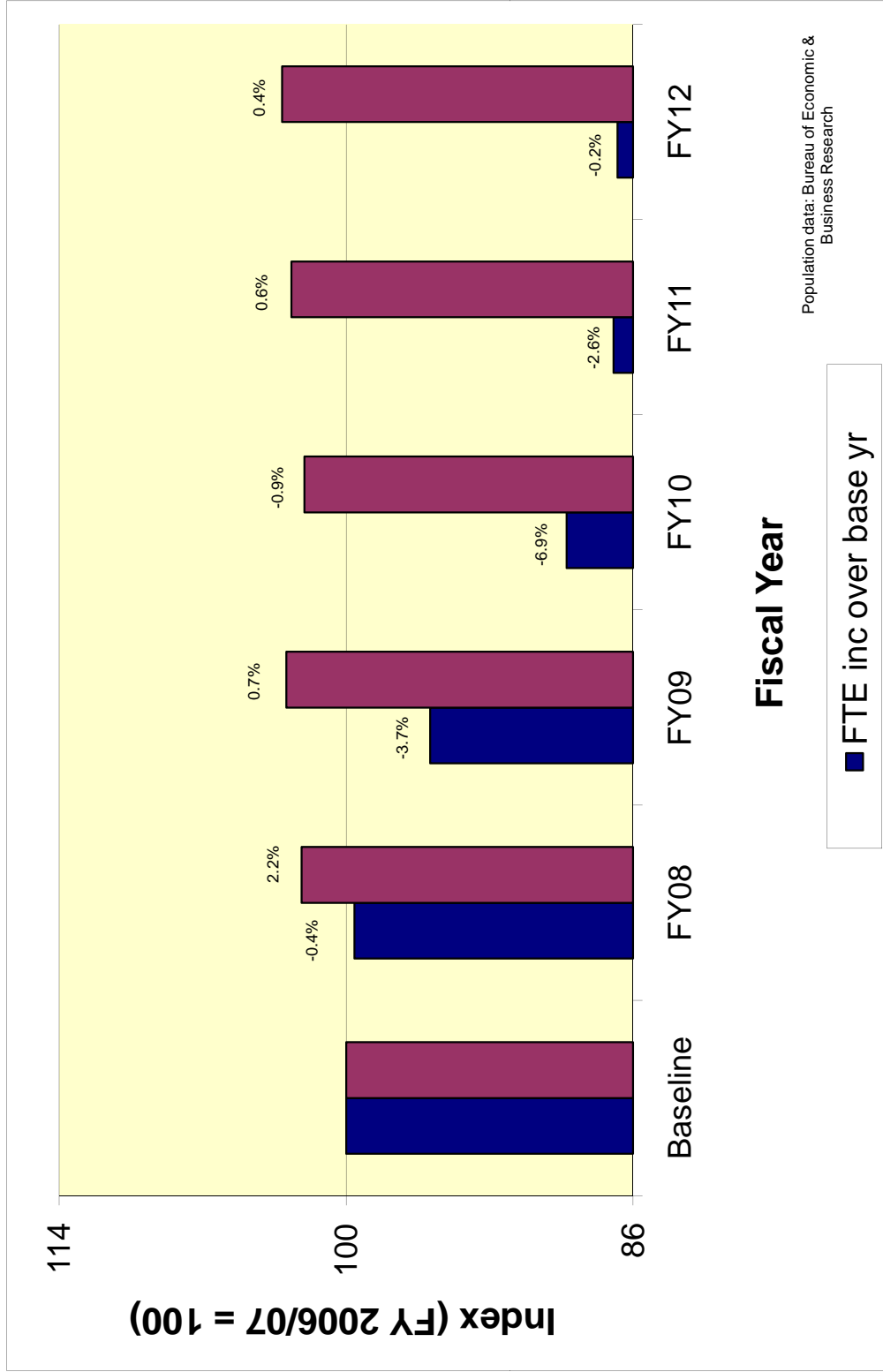
Seminole County Government
Pay Bands
Fiscal Year 2011/12 - Second Public Hearing

Board of County Commissioners

All hourly rates are calculated based on 2,080 hours worked per year unless noted otherwise.

Pay Band	Min Hourly	MP Hourly	Max Hourly	Minimum Annual	Midpoint Annual	Maximum Annual
Band A: General and Support Services						
A1	10.65	14.11	17.57	22,152.00	29,348.80	36,545.60
A2	11.61	15.39	19.16	24,148.80	32,011.20	39,852.80
A3	12.66	16.77	20.88	26,332.80	34,881.60	43,430.40
A4	13.79	18.27	22.75	28,683.20	38,001.60	47,320.00
Band B: Technical and Trades						
B1	12.66	16.77	20.88	26,332.80	34,881.60	43,430.40
B2	13.79	18.27	22.75	28,683.20	38,001.60	47,320.00
B3	15.04	19.92	24.80	31,283.20	41,433.60	51,584.00
B4	16.39	21.72	27.04	34,091.20	45,177.60	56,243.20
Band C: Program and Administrative Services						
C1	15.04	19.92	24.80	31,283.20	41,433.60	51,584.00
C2	16.39	21.72	27.04	34,091.20	45,177.60	56,243.20
C3	17.86	23.67	29.47	37,148.80	49,233.60	61,297.60
C4	19.47	25.80	32.12	40,497.60	53,664.00	66,809.60
Band D: Professionals						
D1	17.86	23.67	29.47	37,148.80	49,233.60	61,297.60
D2	19.47	25.80	32.12	40,497.60	53,664.00	66,809.60
D3	21.41	28.37	35.33	44,532.80	59,009.60	73,486.40
D4	23.56	31.21	38.86	49,004.80	64,916.80	80,828.80
Band E: Managers and Advisors						
E1	21.41	28.37	35.33	44,532.80	59,009.60	73,486.40
E2/2080	24.51	32.48	40.45	50,980.80	67,558.40	84,136.00
E2/2912	17.51	23.20	28.90	50,989.12	67,558.40	84,156.80
E3	28.19	37.35	46.51	58,635.20	77,688.00	96,740.80
E4	32.42	42.96	53.50	67,433.60	89,356.80	111,280.00
Band F: Executives and Department Directors						
F1	35.67	47.26	58.84	74,193.60	98,300.80	122,387.20
F2	41.01	54.34	67.67	85,300.80	113,027.20	140,753.60
F3	49.01	64.94	80.87	101,940.80	135,075.20	168,209.60
Band G: County Attorney's Office						
G1	12.38	17.83	23.28	25,750.40	37,086.40	48,422.40
G2	17.83	25.26	32.69	37,086.40	52,540.80	67,995.20
G3	27.24	37.15	47.05	56,659.20	77,272.00	97,864.00
G4	30.70	45.07	59.43	63,856.00	93,745.60	123,614.40
G5	49.03	65.13	81.22	101,982.40	135,470.40	168,937.60

Seminole County Government Growth of County Population to Growth of BCC Employees Fiscal Year 2011/12



FTE	1,481	1,426	1,327	1,293	1,290
Population	420,667	423,759	420,100	422,718	424,587
Per Capita	3.5	3.4	3.2	3.1	3.0

Per Capita = the number of full-time employees per thousand citizens.

**Seminole County Government
Capital Equipment Summary
Fiscal Year 2011/12**

FUND	Additional Fleet Requests	Replacement Fleet Requests	Other Equipment Requests	Total
General Fund	\$ -	\$ -	\$ 14,385	\$ 14,385
Transportation Trust	-	-	49,000	49,000
Fire Protection	9,000	-	1,119,050	1,128,050
Court Support Technology Fee	-	-	12,000	12,000
EMS Trust Fund	-	-	58,645	58,645
Disaster Preparedness Fund	-	-	61,500	61,500
Public Safety Grants (Federal)	-	-	50,000	50,000
Enhanced 911 Fund	-	-	234,626	234,626
Solid Waste	-	326,000	-	326,000
Water and Sewer Operating	-	-	109,459	109,459
	<u>\$ 9,000</u>	<u>\$ 326,000</u>	<u>\$ 1,708,665</u>	<u>\$ 2,043,665</u>

DEPARTMENT	Additional Fleet Requests	Replacement Fleet Requests	Other Equipment Requests	Total
Court Support	-	-	12,000	12,000
Environmental Services	-	326,000	109,459	435,459
Leisure Services	-	-	-	-
Public Safety	9,000	-	1,538,206	1,547,206
Public Works	-	-	49,000	49,000
Total	<u>\$ 9,000</u>	<u>\$ 326,000</u>	<u>\$ 1,708,665</u>	<u>\$ 2,043,665</u>

**Seminole County Government
Capital Equipment
Fiscal Year 2011/12
Equipment By Fund**

Fleet Equipment (\$5,000 or Greater)	Additional	Replacement	Department/Program
<u>Fire Protection Fund 11200</u>			
ATV - 4x4	\$ 9,000	\$ -	Public Safety-Fire Rescue
Total Fire Protection Fund	9,000	-	
<u>Solid Waste Fund 40201</u>			
Road Tractor	-	100,000	Env Svcs-Central Transfer Station Operations
International 5600 6x6 Shuttle	-	226,000	Env Svcs-Landfill Operations
Total Solid Waste Fund	-	326,000	
Total Fleet Equipment	\$ 9,000	\$ 326,000	

Other Equipment (\$5,000 or Greater)	Budget	Department
All Items are replacements unless otherwise noted.		
<u>General Fund - 00100</u>		
Animal Crematory Oxygen Monitor (carryforward)	7,385	Public Safety-Animal Services
Phone Line Recording System	7,000	Public Safety-Animal Services
Total General Fund	14,385	
<u>Transportation Trust - 10101</u>		
Sidewalk Grinder (2) (NEW)	12,000	Public Works-Roads/Stormwater Repair & Maint.
Fusion Splicer	21,000	Public Works-Traffic Operations
Optical Time Domain Reflectometer	16,000	Public Works-Traffic Operations
Total Transportation Trust Fund	49,000	
<u>Fire Protection Fund - 11200</u>		
Fire Suppression Skids (carryforward)	73,100	Public Safety-EMS/Fire/Rescue
Air Packs	650,000	Public Safety-EMS/Fire/Rescue
Canopy - Tanker 34 (NEW)	25,000	Public Safety-EMS/Fire Training
Lifepac 15 EKG Monitor/Defibrillators	185,000	Public Safety-EMS/Fire/Rescue
Station Alerting System (NEW)	75,950	Public Safety-EMS/Fire/Rescue
Stryker Power Load Stretcher System (NEW)	110,000	Public Safety-EMS/Fire/Rescue
Total Fire Protection Fund	1,119,050	
<u>Court Support Technology Fee Fund - 11400</u>		
High Speed Scanner (NEW)	12,000	Court Support
Total Court Support Technology Fee Fund	12,000	
<u>EMS Trust Fund - 11800</u>		
Tone out Alerting (carryforward)	58,645	Public Safety-EMS Performance Mgmt
Total EMS Trust Fund	58,645	
<u>Disaster Preparedness - 11908</u>		
EOC AV System (carryforward)	52,000	Public Safety-Emergency Mgmt
Functional Needs Support System Trailer (carryforward)	9,500	Public Safety-Emergency Mgmt
Total Disaster Preparedness Fund	61,500	
<u>Public Safety Grants (Federal) - 11915</u>		
Hazmat/Search Rescue Equipment (carryforward)	50,000	Public Safety-EMS/Fire/Rescue
Total Public Safety Grants Fund	50,000	
<u>Enhanced 911 Fund - 12500</u>		
UPS for EOC (carryforward)	234,626	Public Safety-E-911
Total Enhanced 911 Fund	234,626	

**Seminole County Government
Capital Equipment
Fiscal Year 2011/12
Equipment By Fund**

Water & Sewer Operating Fund - 40100

Orion Laptop & Software (NEW)	23,101	Env Svcs-Utility Revenue Collection & Mgmt.
Equipment for new Instrumentation & Control Technician Position	12,000	Env Svcs-Water Mgmt.
8" Solids Handling Vacuum (NEW)	60,000	Env Svcs-Wastewater Mgmt.
Automatic Sampler	5,358	Env Svcs-Wastewater Mgmt.
Portable Air Compressor (NEW)	9,000	Env Svcs-Wastewater Mgmt.
Total Water & Sewer Operating Fund	<u><u>109,459</u></u>	
Total Other Capital Equipment	<u><u>\$ 1,708,665</u></u>	

**Seminole County Government
Capital Equipment
Fiscal Year 2011/12
Equipment By Department**

Fleet Equipment (\$5,000 or Greater)	Additional	Replacement	Program
<u>Environmental Services Department</u>			
Road Tractor	\$ -	\$ 100,000	Central Transfer Station Operations
International 5600 6x6 Shuttle	-	226,000	Landfill Operations
Total Environmental Services	-	326,000	
<u>Public Safety Department</u>			
ATV - 4x4	9,000	-	Fire Rescue
Total Public Safety	9,000	-	
Total Fleet Equipment	\$ 9,000	\$ 326,000	

Other Equipment (\$5,000 or Greater)	Budget	Program
All Items are replacements unless otherwise noted.		
<u>Court Support</u>		
High Speed Scanner (NEW)	12,000	Court Support Tech - Art V
Total Court Support	12,000	
<u>Environmental Services</u>		
Orion Laptop & Software (NEW)	23,101	Utility Revenue Collection & Management
Equipment for new Instrumentation & Control Technician Position	12,000	Water Management
8" Solids Handling Vacuum (NEW)	60,000	Wastewater Management
Automatic Sampler	5,358	Wastewater Management
Portable Air Compressor (NEW)	9,000	Wastewater Management
Total Environmental Services	109,459	
<u>Public Safety</u>		
Fire Suppression Skids (carryforward)	73,100	Ems/Fire/Rescue
Tone out Alerting (carryforward)	58,645	EMS Performance Mgmt
EOC AV System (carryforward)	52,000	Emergency Management
Functional Needs Support System Trailer (carryforward)	9,500	Emergency Management
Hazmat/Search Rescue Equipment (carryforward)	50,000	Ems/Fire/Rescue
UPS for EOC (carryforward)	234,626	E-911
Air Packs	650,000	Ems/Fire/Rescue
Canopy - Tanker 34 (NEW)	25,000	EMS/Fire Training
Lifepac 15 EKG Monitor/Defibrillators	185,000	Ems/Fire/Rescue
Station Alerting System (NEW)	75,950	Ems/Fire/Rescue
Stryker Power Load Stretcher System (NEW)	110,000	Ems/Fire/Rescue
Animal Crematory Oxygen Monitor (carryforward)	7,385	Animal Services
Phone Line Recording System	7,000	Animal Services
Total Public Safety	1,538,206	
<u>Public Works</u>		
Sidewalk Grinder (2) (NEW)	12,000	Roads-Stormwater Repair & Maintenance
Fusion Splicer	21,000	Traffic Operations
Optical Time Domain Reflectometer	16,000	Traffic Operations
Total Public Works	49,000	
Total Other Capital Equipment	\$ 1,708,665	

Seminole County Government Projects FY 2011/12

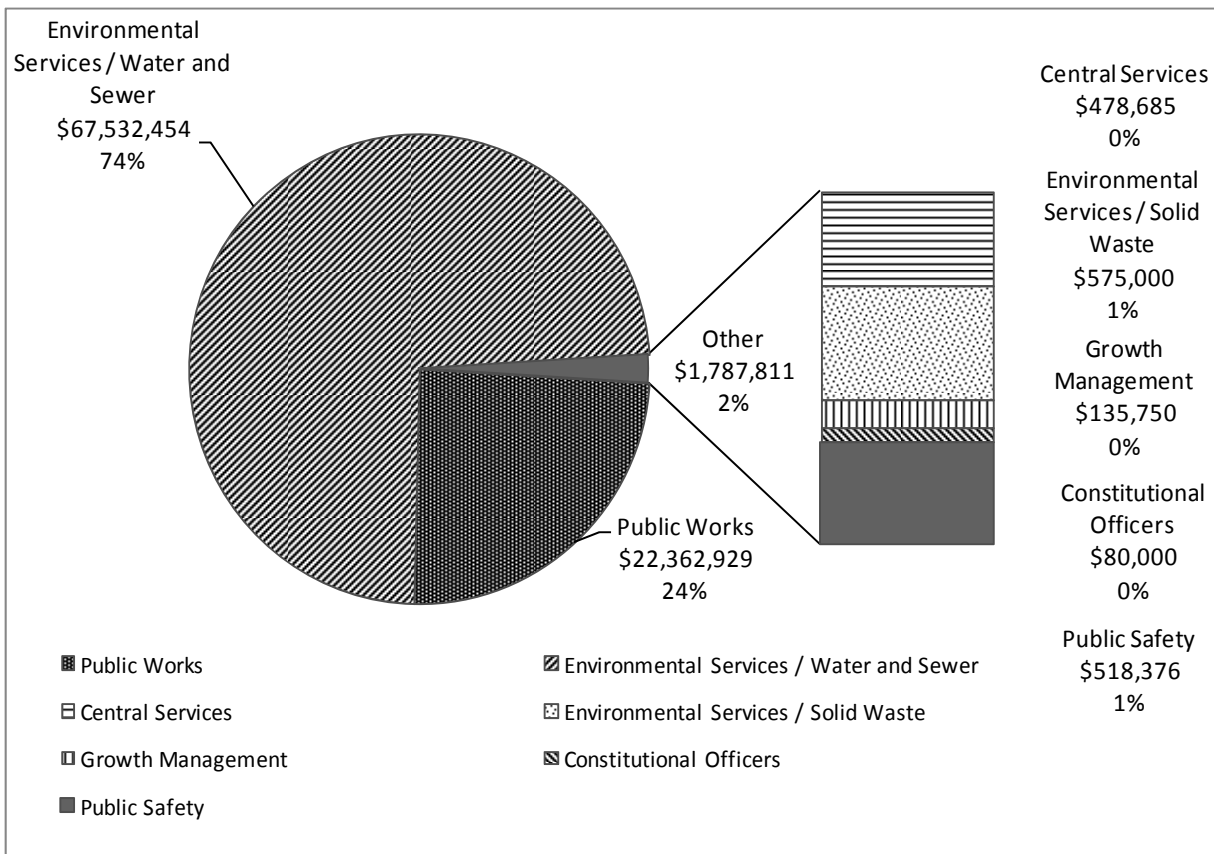
Project Summary

Projects are non-recurring one time expenditures included within the annual budget for specified purposes. Most projects result in the construction or acquisition of a large capital asset. However, some projects are one time operating expenditures.

Many projects incur expenditures over a period of years. The unspent funding for these projects is carried forward from year to year. Other projects are funded by appropriating additional funding to an existing project on a yearly basis until the project is completed.

The FY 2011/12 Adopted Budget contains \$91,683,194 in project funding. In addition to this funding, unexpended funds for uncompleted projects from FY 2010/11 will be carried forward into the FY 2011/12 budget at the close of the current fiscal year. This is anticipated for December, 2011.

The breakdown of projects by responsible Department is represented by the following graphic:



Seminole County Government Projects FY 2011/12

Project Listings

The following project listings contain all projects included in the FY 2011/12 Budget, organized by Department / Family, and by Fund. The Projects by Department listing also includes projects previously listed in the Worksession FY 2011/12 Budget and the changes to those projects which resulted in the currently proposed budget. Additional information which may be found on the Projects By Department listing include historical expenditures, the current FY 2010/11 Budget, and anticipated future funding requirements.

The project listings do not contain any established projects which may be funded in FY 2011/12 solely by a carryforward of available funds from FY 2010/11. Regular updates regarding project fiscal status is provided and is available as part of the Board of County Commissioners' published agendas.

In accordance with the Seminole County budgetary policy, generally only the Board of County Commissioners can establish and fund a project.

**Seminole County
Projects
FY 2011/12**

Department	Adopted Budget
Central Services	\$ 478,685
Constitutional Officers	80,000
Environmental Services / Water & Sewer	67,532,454
Environmental Services / Solid Waste	575,000
Growth Management	135,750
Public Safety	518,376
Public Works	22,362,929
	<u>\$ 91,683,194</u>

Fund	Adopted Budget
00100 General Fund	\$ 80,000
00108 Facilities Maintenance Fund - GF	378,685
11200 Fire Protection Fund	468,376
11541 Infrastructure Sales Tax Fund - 2001	22,240,929
12801 Fire/Rescue Impact Fee Fund	50,000
13000 Stormwater Fund - GF	72,000
13100 Economic Development Fund - GF	135,750
32100 Natural Lands/Trails Bond Fund	50,000
40100 Water and Sewer Operating Fund	14,348,025
40102 Water Connection Fees Fund	6,216,508
40103 Sewer Connection Fees Fund	1,845,320
40105 Water and Sewer Bonds, Series 2006 Fund	4,565,458
40106 Water and Sewer Bond, Series 2010 Fund	40,557,143
40201 Solid Waste Fund	575,000
50300 Health Insurance Fund	100,000
	<u>\$ 91,683,194</u>



**Seminole County
Projects by Department
FY 2011/12**

Department Family	Number	Description	FY 2011/12 Adopted Budget				Total A+B+C+D	
			Expenditures thru 9/10 A	Current FY 10/11 Budget B	First Public Hearing C	Second Public Hearing D		
Central Services Capital					Change			
Proactive Maintenance Family								
	00273920	HVAC - General Government	-	\$ 41,900	-	\$ 41,900	\$ -	41,900
	00273921	HVAC - Libraries	-	141,150	-	141,150	-	141,150
	00273922	HVAC - Solid Waste	-	6,850	-	6,850	-	6,850
	00273930	Roof Capital Maintenance - General Government	-	138,690	-	138,690	-	138,690
	00273931	Roof Capital Maintenance - Leisure	-	39,405	-	39,405	-	39,405
	00273932	Roof Capital Maintenance - Roads	-	10,690	-	10,690	-	10,690
			-	378,685	-	378,685	-	378,685
Other								
	7000601	Wellness Program	-	-	100,000	100,000	-	100,000
			-	-	378,685	478,685	-	478,685
Constitutional Officers Capital								
	00285401	Corrections Facility Water Main	14,797	95,000	80,000	80,000	(95,000)	94,797
			14,797	95,000	80,000	80,000	(95,000)	94,797
Environmental Services / Water & Sewer Capital								
Oversizings and Extensions								
	00021700	Oversizing and Extension (Parent)	-	-	32,609	32,609	193,500	226,109
	00021705	Douglas Grant	-	34,520	93,500	93,500	-	128,020
			-	34,520	126,109	126,109	193,500	354,129
General System Improvements								
	00024800	General System Planning & Improvements (Parent)	-	-	15,000	15,000	400,000	415,000
	00024803	SCADA System Upgrades	573,473	687,541	565,863	565,863	-	1,826,877
	00201101	Consumptive Use Permit Consolidation	2,411,495	72,534	18,000	18,000	160,000	2,662,029
	00255201	Wastewater / Reclaim Master Plan	983,266	1,477,987	150,000	150,000	-	2,611,253
			3,968,234	2,238,062	748,863	748,863	560,000	7,515,159
Utility Adjustments								
	00063601	Chapman Road Utility Relocation	150,237	2,944,919	78,215	78,215	89,388	3,262,759
	00065200	Minor Utility Roads Upgrades (Parent)	-	16,129	500,000	500,000	1,000,000	1,516,129
	00065207	SR 436 Flvoover Utility Relocate	1,224	243,885	2,070,945	2,070,945	404,296	2,720,350
	00065209	Dean Road Widening	-	216,479	11,660	11,660	1,134,774	1,362,913

**Seminole County
Projects by Department
FY 2011/12**

Department Family	Number	Description	FY 2011/12 Adopted Budget					Total A+B+C+D	
			Expenditures thru 9/10 A	Current FY 10/11 Budget B	First Public Hearing C	Change	Second Public Hearing D		
Environmental Services / Water & Sewer (cont.)									
Capital (cont.)									
Utility Adjustments (cont.)									
	00065210	Red Bug Lake Road/SR 426 Pedestrian Overpass	151,461	217,224	341,432	-	341,432	-	558,656
			3,638,636	3,002,252	3,002,252	-	3,002,252	2,628,458	9,420,807
Water Distribution Improvements									
	00064500	Water Distribution Improvements (Parent)	-	9,259	147,778	-	147,778	1,000,000	1,157,037
	00064522	Miscellaneous Interconnects Phase 2	-	107,379	142,506	-	142,506	606,970	856,855
	00064523	Large Meter Improvement Program	-	136,135	1,338,094	-	1,338,094	-	1,474,229
	00064526	Bear Lake Water Main Loop	-	36,394	5,000	-	5,000	181,000	222,394
	00064528	Fire Hydrants	-	-	12,000	-	12,000	-	12,000
	00203202	Apple Valley Transmission Main	7,241	123,790	3,899	-	3,899	946,688	1,081,618
			7,241	412,957	1,649,277	-	1,649,277	2,734,658	4,804,133
Wastewater Pump Station Upgrades									
	00082900	Wastewater Pumping Improvements (Parent)	-	53,571	1,500,000	-	1,500,000	4,381,858	5,935,429
	00082912	Heathrow Master Pump Station Upgrades	-	314,692	165,170	-	165,170	1,424,070	1,903,932
			-	368,263	1,665,170	-	1,665,170	5,805,928	7,839,361
Wastewater Collection System Improvements									
	00083100	Wastewater Conveyance Improvements (Parent)	-	-	37,500	-	37,500	1,350,000	1,387,500
	00083104	Woodcrest 5 Pump Station	40,565	242,479	584,801	-	584,801	-	867,845
	00219701	SR 46 Force Main Extension	295,780	4,935,706	148,000	-	148,000	-	5,379,486
			336,345	5,178,185	770,301	-	770,301	1,350,000	7,634,831
Water Plant Improvements									
	00178301	Country Club Well #3	417,861	6,692,323	15,334,942	-	15,334,942	106,604	22,551,730
	00178302	Country Club RW and FW Mains	-	862,648	2,491,350	-	2,491,350	-	3,353,998
	00178303	Country Club Consolidation - GWL WTP Demo	-	-	27,000	-	27,000	793,401	820,401
	00195700	Water Quality Plant Upgrades - Parent	-	10,000	60,000	-	60,000	200,000	270,000
	00195702	Lynwood WTP Upgrade/Ozone	-	990,114	500,000	-	500,000	4,000,000	5,490,114
	00195703	Ser WTP Improvements/Ozone	-	6,766,725	29,477,628	-	29,477,628	-	36,244,353
	00195706	Lynwood WTP Interim Chemical Upgrade	-	106,990	57,921	-	57,921	798,249	963,160
	00195708	Initial Distribution System Evaluation Completion	-	4,000	25,000	-	25,000	-	29,000
	00200401	Markham Aquifer Storage Well	175,760	267,970	40,000	-	40,000	475,000	958,730
	00201500	Potable Well Improvements (Parent)	-	15,000	115,000	-	115,000	345,000	475,000
	00201503	CUP Required Projects	-	1,110,928	1,595,500	-	1,595,500	-	2,706,428
	00201505	San Survey Wellhead Protect Improvements	-	-	15,000	-	15,000	100,000	115,000
	00201509	Potable Well Decommissioning	-	115,500	11,000	-	11,000	-	126,500
	00201510	Potable Well Evaluations	-	231,000	22,000	-	22,000	-	253,000
	00201511	Druid Hills Well Improvements	-	-	17,000	-	17,000	374,000	391,000

**Seminole County
Projects by Department
FY 2011/12**

Department Family	Number	Description	FY 2011/12 Adopted Budget				Total A+B+C+D	
			Expenditures thru 9/10 A	Current FY 10/11 Budget B	First Public Hearing C	Second Public Hearing D		
Environmental Services / Water & Sewer (cont.)								
Capital (cont.)								
Water Plant Improvements (cont.)								
	00201512	Deepen Heathrow Well #4	-	19,500	-	19,500	136,500	156,000
	00203203	Apple Valley Well Replacement	-	15,000	-	15,000	1,372,000	1,387,000
	00203204	Apple Valley Treatment Plant Upgrades - Phase 1	-	135,000	-	135,000	1,547,233	1,682,233
	00203302	Lake Harriet WTP Demolition	-	18,490	9,849	9,849	275,800	304,139
	00203303	Druid Hills WTP Yard Pipe Upgrades	-	96,877	5,000	5,000	921,802	1,023,679
	00203305	Lake Brantley WTP Demolition	-	-	12,145	-	340,049	352,194
	00203306	Doi Ray WTP Demolition	-	-	11,067	-	309,883	320,950
	00203308	Hanover WTP Demolition	-	-	10,161	-	284,517	294,678
	00216701	Markham Plant H2S Treatment	3,153,441	23,393,119	1,407,483	-	1,407,483	27,954,043
	00216702	Heathrow Well Equipment Improvements	-	165,519	702,196	-	702,196	867,715
	00216703	Heathrow Wellfield Project	-	416,129	3,894,868	-	3,894,868	4,310,997
			3,747,062	41,263,332	56,011,610	-	56,011,610	113,402,042
Reclaimed Water System Improvements								
	00195201	Yankee Lake Plant Expansion Rerate	17,291,402	10,888,714	560,000	-	560,000	28,740,116
	00195202	Yankee Lake Wastewater Regional Facility Permit Renewal	-	-	7,500	-	7,500	7,500
	00204001	Tri-Party Optimization Program	183,627	11,046	55,000	-	55,000	1,265,000
	00227402	GW Lake Mary Pump Station Modifications	-	-	12,000	-	12,000	12,000
	00227404	Greenwood Lakes Wastewater Permit Renewal	-	-	7,500	-	7,500	50,000
			17,475,029	10,899,760	642,000	-	642,000	1,315,000
								30,331,789
Iron Bridge Agreement								
	00216405	Iron Bridge - Low Voltage	-	-	425,200	-	425,200	425,200
	00216408	Iron Bridge - Flume	-	-	212,600	-	212,600	212,600
	00216409	Iron Bridge = Odor	-	-	212,600	-	212,600	212,600
	00216410	Iron Bridge - Wetland Pump Station	-	-	574,020	-	574,020	574,020
			-	-	1,424,420	-	1,424,420	1,424,420
99999999 Project Contingency								
			-	-	1,478,606	(416,154)	1,062,452	624,705
Other								
	70000010	Wetlands Monitoring Site Installations for CUP #6213	-	-	-	130,000	130,000	130,000
	70000011	Unidirectional Flushing Program	-	-	300,000	-	300,000	1,200,000
			-	-	300,000	(286,154)	67,532,454	28,792,287
			25,685,372	64,033,715	67,818,608		67,532,454	186,043,828

**Seminole County
Projects by Department
FY 2011/12**

Department Family	Number	Description	FY 2011/12 Adopted Budget				Total A+B+C+D
			Expenditures thru 9/10 A	Current FY 10/11 Budget B	First Public Hearing C	Second Public Hearing D	
Environmental Services / Solid Waste							
Capital							
		Central Transfer Station Improvements	751,186	152,555	150,000	150,000	1,678,741
		00201901 Tipping Floor Resurfacing					
		Landfill Environmental Controls	1,300,032	800,918	250,000	250,000	3,482,358
		00244601 Landfill Gas System Expansion					
		Planning and Permitting	126,001	124,096	175,000	175,000	425,097
		00245101 Landfill Solid Waste Operating Permit - Renewal	2,177,219	1,077,569	575,000	575,000	5,586,196
Growth Management							
Other							
		70000300 Curascript A.K.A. Priority Healthcare QTI	-	69,800	22,100	22,100	103,700
		70000303 Pershing QTI	-	124,200	12,150	12,150	136,350
		70000307 Access Mediquip QTI	6,000	15,000	29,000	29,000	116,000
		70000308 Pershing, LLC/BYN Mellon QTI	-	15,000	30,000	30,000	180,000
		70000309 Advanced Solar Photonics, LLC QTI (4/27/2010)	-	22,500	22,500	22,500	90,000
		70000310 Fiserv, Inc QTI	-	10,000	20,000	20,000	130,000
			6,000	256,500	135,750	135,750	756,050
Public Safety							
Capital							
		00012804 Traffic Preemption Devices	238,632	67,828	50,000	50,000	556,460
		00189304 Renovation to Fire Station 16	-	-	200,000	200,000	200,000
			238,632	67,828	250,000	250,000	756,460
Other							
		70056100 Mobile Data Communications Upgrade	-	-	-	268,376	499,902
			238,632	67,828	250,000	518,376	1,256,362
Public Works							
Capital							
		00187760 Seminole Wekiva Trail Phase IV	-	600,000	50,000	50,000	650,000
		00191676 CR 46A (W 25th St) Safety Project	-	-	300,000	300,000	300,000
		00191677 SR 46 Intersection Improvements at Jungle Rd / Rest Haven Rd.	-	-	125,000	125,000	125,000
		00198101 Dean Road - SR 426 to Orange County Line	399,586	690,417	4,000,000	4,000,000	12,590,003
		00283501 Lake Howell Rd at Howell Creek Bridge	-	100,000	1,000,000	1,000,000	1,100,000
		90000102 General Engineering Consultants Project II	-	125,000	100,000	100,000	225,000
		90000103 General Engineering Consultants Project II	-	125,000	100,000	100,000	225,000

**Seminole County
Projects by Department
FY 2011/12**

Department Family	Number	Description	FY 2011/12 Adopted Budget					Total A+B+C+D	
			Expenditures thru 9/10 A	Current FY 10/11 Budget B	First Public Hearing C	Change	Second Public Hearing D		
Public Works (cont.)									
Capital (cont.)									
Minor Roads									
	00191652	CR 426 Safety Improvements	779,042	2,077,946	1,885,929	-	1,885,929	4,114,071	8,856,988
	00192018	CR 419 @ Lockwood Blvd	-	-	125,000	-	125,000	-	125,000
	00192019	Oxford Rd and Fernwood Blvd	-	-	75,000	-	75,000	-	75,000
	00192020	SR 434 @ Sand Lake Rd	-	-	150,000	-	150,000	-	150,000
	779,042		2,077,946	2,235,929	-	-	2,235,929	4,114,071	9,206,988
Sidewalk									
	00192909	Wilson Road Sidewalk	28,271	24,119	30,000	-	30,000	-	82,390
	00192921	Add Truncated Domes and Curb Ramps	-	100,000	100,000	-	100,000	100,000	300,000
	00192922	East Altamonte Area Sidewalks	-	125,000	525,000	-	525,000	-	650,000
	00192925	Oranole Rd Sidewalks	-	-	200,000	-	200,000	-	200,000
	00192926	Longwood Markham Rd Missing Sidewalks Gaps	-	-	150,000	-	150,000	-	150,000
	00192927	W Highland St Sidewalks	-	-	135,000	-	135,000	-	135,000
	00192928	Emma Oaks Trail	-	-	200,000	-	200,000	-	200,000
	00192929	Forest City Elementary Sidewalks	-	-	150,000	-	150,000	-	150,000
	00192930	Weatherfield Area Sidewalks	-	-	125,000	-	125,000	-	125,000
	28,271		249,119	1,615,000	-	-	1,615,000	100,000	1,992,390
Traffic Signals									
	00205549	Wekiva Springs Rd @ Fire Station #16 Mast Arms	-	-	120,000	-	120,000	-	120,000
	00205550	SR 46 @ Fire Station #41 - Conversion to Mast Arm	-	-	120,000	-	120,000	-	120,000
	00205551	SR 46 @ F.S. #42 Mast Arms	-	-	120,000	-	120,000	-	120,000
	00205552	Signal Cabinets - ATMS Phase II (Installation Only)	-	-	100,000	-	100,000	-	100,000
	00205553	E Altamonte Dr @ Palm Springs Dr Mast Arms	-	-	150,000	-	150,000	-	150,000
	00205554	Rinehart Dr @ Best Buy/Wal-Mart Mast Arms	-	-	190,000	-	190,000	-	190,000
	-		-	-	800,000	-	800,000	-	800,000
Traffic Fiber and ATMS									
	00205628	Rinehart Rd Fiber Upgrade	-	-	75,000	-	75,000	-	75,000
	00205629	Various Fiber Upgrades (21 Locations)	-	-	125,000	-	125,000	-	125,000
	00205741	Variable Message Boards - ATMS Phase II Project	-	-	360,000	-	360,000	-	360,000
	00205742	ATMS Video Detection Project	-	-	90,000	-	90,000	-	90,000
	-		-	-	650,000	-	650,000	-	650,000
Arterial / Collector Pavement Rehabilitation									
	00227059	Snow Hill Rd Drainage and Pavement Reconstruction	-	-	240,000	-	240,000	-	240,000
	00227060	Wymore Rd Pavement Reconstruction Project	-	-	552,000	-	552,000	-	552,000
	00227061	Rinehart Rd Pavement Rehabilitation Project	-	-	1,008,000	-	1,008,000	-	1,008,000
	-		-	-	1,800,000	-	1,800,000	-	1,800,000

**Seminole County
Projects by Department
FY 2011/12**

Department Family	Number	Description	FY 2011/12 Adopted Budget				Total A+B+C+D
			Expenditures thru 9/10 A	Current FY 10/11 Budget B	First Public Hearing C	Second Public Hearing D	
Public Works (cont.) Capital (cont.) Pipe Lining	00265101	Countywide Pipe Lining Parent Project	-	-	350,000	2,000,000	2,350,000
Lake Jesup Basin	00209114	Red Bug Lake Rd at Howell Creek Erosion Control	166,991	864,881	300,000	-	1,331,872
	00229001	Cassel Creek Stormwater Facility	372,303	759,254	600,000	-	1,731,557
	00265201	Brookside Rd @ Brookside Ct	-	-	300,000	-	300,000
	00265202	Bear Gully Rd @ Chapman Rd	-	-	350,000	-	350,000
	00277001	Lake Mary Boulevard at Sun Drive Secondary Drainage	81,765	189,761	750,000	-	1,021,526
			621,059	1,813,896	2,300,000	-	4,734,955
Wekiva Basin	00265301	Wekiva Basin TMDL Phase I	-	-	125,000	-	125,000
Capital Maintenance Public Works	90000115	Asphalt Surface Maintenance Program	-	2,051,570	6,000,000	-	14,051,570
	90000116	Bridge Rehabilitation and Repairs	-	250,000	400,000	-	1,050,000
	90000118	Trail Resurfacing Programs	-	-	200,000	-	400,000
			-	2,301,570	6,600,000	-	15,501,570
Other	00205304	SR 434 Six Lining - Rangeline Rd to CR 429	440,540	5,557,111	-	-	5,997,651
	00262121	Asset Pavement Management	-	212,000	90,000	-	392,000
	00262131	Travel Time and Delay Study	-	-	50,000	-	100,000
	00276901	Total Maximum Daily Load Reduction Capital Projects	311,582	307,170	72,000	-	1,025,000
			2,580,080	14,159,229	22,362,929	-	59,890,557
			\$ 30,702,100	\$ 79,689,841	\$ 91,600,972	\$ 82,222	\$ 254,106,475
							\$ 91,683,194

Notes: Current Budget as recorded in the General Ledger as of August 24, 2011. This report includes only projects which were included in the FY 2011/12 Worksession Budget or the First Public Hearing Proposed Budget. Designations of reserves to individual projects are not included

**Seminole County
Projects by Fund
FY 2011/12**

Fund	Number	Description	FY 2011/12 Budget
00100 General Fund			
	00285401	Corrections Facility Water Main	\$ 80,000
00108 Facilities Maintenance Fund - GF			
	00273920	HVAC - General Government	41,900
	00273921	HVAC - Leisure	141,150
	00273922	HVAC - Solid Waste	6,850
	00273930	Roof Capital Maintenance - General Government	138,690
	00273931	Roof Capital Maintenance - Leisure	39,405
	00273932	Roof Capital Maintenance - Roads	10,690
			<u>378,685</u>
11200 Fire Protection Fund			
	00189304	Renovation to Fire Station 16	200,000
	70056100	Mobile Data Communications Upgrade	268,376
			<u>468,376</u>
11541 Infrastructure Sales Tax Fund - 2001			
	00191652	CR 426 Safety Improvements	1,885,929
	00191676	CR 46A (W 25th St) Safety Project	300,000
	00191677	SR 46 Intersection Improvements @ Jungle Rd / Rest Haven Rd	125,000
	00192018	CR 419 @ Lockwood Blvd	125,000
	00192019	Oxford Rd and Fernwood Blvd	75,000
	00192020	SR 434 @ Sand Lake Rd	150,000
	00192909	Wilson Rd Sidewalk	30,000
	00192921	Add Truncated Domes and Curb Ramps	100,000
	00192922	East Altamonte Area Sidewalks	525,000
	00192925	Oranole Rd Sidewalks	200,000
	00192926	Longwood Markham Rd Missing Sidewalks Gaps	150,000
	00192927	W Highland St Sidewalks	135,000
	00192928	Emma Oaks Trail	200,000
	00192929	Forest City Elementary Sidewalks	150,000
	00192930	Weathersfield Area Sidewalks	125,000
	00198101	Dean Road - SR 426 to Orange County Line	4,000,000
	00205549	Wekiva Springs Rd @ Fire Station #16 Mast Arms	120,000
	00205550	SR 46 @ Fire Station #41 - Conversion to Mast Arm	120,000
	00205551	SR 46 @ F.S. #42 Mast Arms	120,000

**Seminole County
Projects by Fund
FY 2011/12**

Fund	Number	Description	FY 2011/12 Budget
11541 Infrastructure Sales Tax Fund - 2001 (cont.)			
	00205552	Signal Cabinets - ATMS Phase II (Installation Only)	100,000
	00205553	E Altamonte Dr @ Palm Springs Dr Mast Arms	150,000
	00205554	Rinehart Dr @ Best Buy/Wal-Mart Mast Arms	190,000
	00205628	Rinehart Rd Fiber Upgrade	75,000
	00205629	Various Fiber Upgrades (21 Locations)	125,000
	00205741	Variable Message Boards - ATMS Phase II Project	360,000
	00205742	ATMS Video Detection Project	90,000
	00209114	Red Bug Lake Rd at Howell Creek Erosion Control	300,000
	00227059	Snow Hill Rd Drainage and Pavement Reconstruction	240,000
	00227060	Wymore Rd Pavement Reconstruction Project	552,000
	00227061	Rinehard Rd Pavement Rehabilitation Project	1,008,000
	00229001	Cassel Creek Stormwater Facility	600,000
	00262121	Asset Pavement Management	90,000
	00262131	Travel Time and Delay Study	50,000
	00265101	Countywide Pipe Lining Parent Project	350,000
	00265201	Brookside Rd @ Brookside Ct	300,000
	00265202	Bear Gully Rd @ Chapman Rd	350,000
	00265301	Wekiva Basin TMDL Phase I	125,000
	00277001	Lake Mary Boulevard at Sun Drive Secondary Drainage	750,000
	00283501	Lake Howell Rd at Howell Creek Bridge	1,000,000
	90000102	General Engineering Consultants Project II	100,000
	90000103	General Engineering Consultants Project II	100,000
	90000115	Asphalt Surface Maintenance Program	6,000,000
	90000116	Bridge Rehabilitation and Repairs	400,000
	90000118	Trail Resurfacing Programs	200,000
			<hr/> 22,240,929 <hr/>
12801 Fire/Rescue Impact Fee Fund			
	00012804	Traffic Preemption Devices	<hr/> 50,000 <hr/>
13000 Stormwater Fund - GF			
	00276901	Total Maximum Daily Load Reduction Capital Projects	<hr/> 72,000 <hr/>
13100 Economic Development Fund - GF			
	70000300	Curascript A.K.A. Priority Healthcare QTI	22,100
	70000303	Pershing QTI	12,150
	70000307	Access Mediquip QTI	29,000

**Seminole County
Projects by Fund
FY 2011/12**

Fund	Number	Description	FY 2011/12 Budget
13100 Economic Development Fund - GF (cont.)			
	70000308	Pershing, LLC/BYN Mellon QTI	30,000
	70000309	Advanced Solar Photonics, LLC QTI	22,500
	70000310	Fiserv, Inc QTI	20,000
			135,750
32100 Natural Lands/Trails Bond Fund			
	00187760	Seminole Wekiva Trail Phase IV	50,000
40100 Water and Sewer Operating Fund			
	00024800	General System Planning & Improvements (Parent)	7,500
	00024803	SCADA System Upgrades	282,931
	00063601	Chapman Road Utility Relocation	78,215
	00064500	Water Distribution Improvements (Parent)	129,306
	00064522	Miscellaneous Interconnects Phase 2	142,506
	00064523	Large Meter Improvement Program	1,338,094
	00064526	Bear Lake Water Main Loop	5,000
	00064528	Fire Hydrants	12,000
	00065200	Minor Utility Roads Upgrades (Parent)	375,000
	00065207	SR 436 Flyover Utility Relocate	2,070,945
	00065209	Dean Road Widening	11,660
	00065210	Red Bug Lake Road/SR 426 Pedestrian Overpass	341,432
	00082900	Wastewater Pumping Improvements (Parent)	1,124,999
	00082912	Heathrow Master Pump Station Upgrades	123,877
	00083100	Wastewater Conveyance Improvements (Parent)	28,125
	00083104	Woodcrest 5 Pump Station	9,838
	00178301	Country Club Well #3	146,580
	00178302	Country Club RW and FW Mains	2,491,350
	00178303	Country Club Consolidation - GWL WTP Demo	27,000
	00195201	Yankee Lake Plant Expansion Rerate	560,000
	00195202	Yankee Lake Wastewater Regional Facility Permit Renewal	7,500
	00195700	Water Quality Plant Upgrades - Parent	60,000
	00195702	Lynwood WTF Upgrade/Ozone	130,506
	00195706	Lynwood WTP Interim Chemical Upgrade	57,921
	00195708	Initial Distribution System Evaluation Completion	25,000
	00200401	Markham Aquifer Storage Well	40,000
	00201101	Consumptive Use Permit Consolidation	18,000
	00201500	Potable Well Improvements (Parent)	115,000

**Seminole County
Projects by Fund
FY 2011/12**

Fund	Number	Description	FY 2011/12 Budget
40100 Water and Sewer Operating Fund (cont.)			
	00201503	CUP Required Projects	1,595,500
	00201505	San Survey Wellhead Protect Improvements	15,000
	00201509	Potable Well Decommissioning	11,000
	00201510	Potable Well Evaluations	22,000
	00201511	Druid Hills Well Improvements	17,000
	00201512	Deepen Heathrow Well #4	19,500
	00203202	Apple Valley Transmission Main	3,899
	00203203	Apple Valley Well Replacement	15,000
	00203204	Apple Valley Treatment Plant Upgrades - Phase 1	135,000
	00203302	Lake Harriet WTP Demolition	9,849
	00203303	Drud Hills WTP Yard Pipe Upgrades	5,000
	00203305	Lake Brantley WTP Demolition	12,145
	00203306	Doi Ray WTP Demolition	11,067
	00203308	Hanover WTP Demolition	10,161
	00216405	Iron Bridge - Low Voltage	425,200
	00216408	Iron Bridge - Flume	212,600
	00216409	Iron Bridge = Odor	212,600
	00216410	Iron Bridge - Wetland Pump Station	574,020
	00216702	Heathrow Well Equipment Improvements	702,196
	00216703	Heathrow Wellfield Project	149,003
	70000010	Wetlands Monitoring Site Installations for CUP #8213	130,000
	70000011	Unidirectional Flushing Program	300,000
			14,348,025
40102 Water Connection Fees Fund			
	00021700	Oversizing and Extension (Parent)	14,674
	00024800	General System Planning & Improvements (Parent)	3,000
	00024803	SCADA System Upgrades	113,173
	00064500	Water Distribution Improvements (Parent)	18,472
	00065200	Minor Utility Roads Upgrades (Parent)	56,250
	00178301	Country Club Well #3	5,647,637
	00255201	Wastewater / Reclaim Master Plan	25,500
	99999999	Project Contingency	337,802
			6,216,508
40103 Sewer Connection Fees Fund			
	00021700	Oversizing and Extension (Parent)	17,935

**Seminole County
Projects by Fund
FY 2011/12**

Fund	Number	Description	FY 2011/12 Budget
40103 Sewer Connection Fees Fund (cont.)			
	00021705	Douglas Grant	93,500
	00024800	General System Planning & Improvements (Parent)	4,500
	00024803	SCADA System Upgrades	169,759
	00065200	Minor Utility Roads Upgrades (Parent)	68,750
	00082900	Wastewater Pumping Improvements (Parent)	375,001
	00082912	Heathrow Master Pump Station Upgrades	41,293
	00083100	Wastewater Conveyance Improvements (Parent)	9,375
	00083104	Woodcrest 5 Pump Station	574,963
	00204001	Tri-Party Optimization Program	55,000
	00219701	SR 46 Force Main Extension	74,000
	00227402	GW Lake Mary Pump Station Modifications	3,000
	00255201	Wastewater / Reclaim Master Plan	49,500
	99999999	Project Contingency	308,744
			<u>1,845,320</u>
40105 Water and Sewer Bonds, Series 2006 Fund			
	00178301	Country Club Well #3	666,275
	00195703	Ser WTP Improvements/Ozone	2,075,794
	00216701	Markham Plant H2S Treatment	1,407,483
	99999999	Project Contingency	415,906
			<u>4,565,458</u>
40106 Water and Sewer Bond, Series 2010 Fund			
	00178301	Country Club Well #3	8,874,450
	00195702	Lynwood WTF Upgrade/Ozone	369,494
	00195703	Ser WTP Improvements/Ozone	27,401,834
	00216703	Heathrow Wellfield Project	3,745,865
	00219701	SR 46 Force Main Extension	74,000
	00227402	GW Lake Mary Pump Station Modifications	9,000
	00227404	Greenwood Lakes Wastewater Permit Renewal	7,500
	00255201	Wastewater / Reclaim Master Plan	75,000
			<u>40,557,143</u>
40201 Solid Waste Fund			
	00201901	Tipping Floor Resurfacing	150,000
	00244601	Landfill Gas System Expansion	250,000

**Seminole County
Projects by Fund
FY 2011/12**

Fund		FY 2011/12
Number	Description	Budget
40201 Solid Waste Fund		
00245101	Landfill Solid Waste Operating Permit - Renewal	<u>175,000</u>
		<u>575,000</u>
 50300 Health Insurance Fund		
70000601	Wellness Program	<u>100,000</u>
		<u>\$ 91,683,194</u>

