



Second Public Hearing

for Seminole County, Florida



Fiscal Year 2019/2020
September 24, 2019


Geneva Wilderness Area

COUNTY OFFICIALS

BOARD OF COUNTY COMMISSIONERS



BRENDA CAREY, CHAIRMAN
District 5



JAY ZEMBOWER, VICE CHAIRMAN
District 2



BOB DALLARI
District 1



LEE CONSTANTINE
District 3



AMY LOCKHART
District 4

APPOINTED OFFICIALS

NICOLE GUILLET
County Manager

A. BRYANT APPEGATE
County Attorney

CONSTITUTIONAL OFFICERS

GRANT MALOY
Clerk of the Circuit Court and Comptroller

DAVID JOHNSON
Property Appraiser

DENNIS LEMMA
Sheriff

CHRIS ANDERSON
Supervisor of Elections

JOEL GREENBERG
Tax Collector

TABLE OF CONTENTS

MILLAGE RESOLUTION	5
BUDGET RESOLUTION.....	9
 2ND PUBLIC HEARING	
Procedures	15
Millage Rates	19
Budget by Fund.....	20
2 nd Public Hearing Adjustment Fund Summary.....	23
2 nd Public Hearing Adjustment Details	25
 COUNTYWIDE	
Countywide Budget Summary.....	27
Budgetary Basis and Assumptions.....	28
 AD VALOREM TAXES	
Countywide Millage Summary	33
Five Year Gross Taxable Value Comparison	34
 BUDGET DETAILS	
Budgetary Sources of Funds.....	35
Summary of Sources	37
Budgetary Uses by Function.....	43
Summary of Uses by Function / Program	45
Summary of Uses by Function / Object Classification	49
Transfer Summary	50
Summary of Reserves	51
 PERSONNEL SERVICES	
Personnel Services Overview	53
Countywide Position Summary	54
FTE Count by Fund	55
Position Changes.....	56
Program Staffing.....	57
Pay Bands	59
 NON-BASE REQUESTS	
Non-Base Summary	61
Non-Base Detail	62



RESOLUTION

of the

SEMINOLE COUNTY BOARD OF COUNTY COMMISSIONERS

ADOPTING THE AD VALOREM TAX MILLAGE RATES FOR THE FISCAL YEAR COMMENCING OCTOBER 1, 2019; LEVYING THESE AD VALOREM TAXES ON ALL NONEXEMPT REAL AND PERSONAL PROPERTY IN THE COUNTY AS OF JANUARY 1, 2019, ACCORDING TO THE CERTIFIED TAX ROLL; AUTHORIZING THE RESOURCE MANAGEMENT DIRECTOR TO PROVIDE A CERTIFIED COPY OF THIS RESOLUTION TO THE PROPERTY APPRAISER, THE TAX COLLECTOR AND THE FLORIDA DEPARTMENT OF REVENUE; AND PROVIDING FOR AN EFFECTIVE DATE.

WHEREAS, the total valuation on property, both real and personal in Seminole County, Florida, subject to assessment for taxation to raise revenue for the Fiscal Year beginning October 1, 2019 and ending September 30, 2020, as reported by the Property Appraiser of Seminole County, Florida in the certified Assessment Roll is \$35,714,979,328; and

WHEREAS, the Board of County Commissioners of Seminole County, Florida, pursuant to Section 200.065, Florida Statutes (2019), held duly advertised public hearings on September 11, 2019, as to the tentative millage and Fiscal Year 2019-2020 budget and on September 24, 2019, as to fixing the final millage and approval of the final budget for Fiscal Year 2019-2020; and

WHEREAS, the Board of County Commissioners of Seminole County, Florida, in accordance with Chapters 129 and 200, Florida Statutes (2019), is required at this time to fix ad valorem tax millage for County purposes as well as for special taxing units; and

WHEREAS, the aggregate millage rate of \$6.9062 per \$1,000 valuation for countywide purposes and special taxing units represents a 5.63% increase over the Current Year Aggregate Rolled Back Rate of 6.5381 mills,

NOW, THEREFORE, BE IT RESOLVED by the Board of County Commissioners of Seminole County, Florida in an open meeting duly assembled at the County Services Building in Sanford, Seminole County, Florida on the 24th day of September, 2019 as follows:

Section 1. All County Purpose Non-Debt Levies. Seminole County General County Millage: It is hereby determined and declared that a tax of \$4.8751 per \$1,000 valuation be levied, assessed, and imposed for the tax year 2019 on all taxable property in Seminole County on the first day of January, 2019, lying and being within the boundaries of Seminole County, for the purpose of providing general governmental services to the citizens of Seminole County inclusive of payment of salaries and fees of officers and employees, to provide for law enforcement, operating and maintaining the County road system, and to properly conduct the business of the County.

The millage rate of \$4.8751 per \$1,000 valuation for all County purpose non-debt levies is unchanged from the rate imposed for tax year 2019 and is 6.07% more than the current year rolled back millage rate of 4.5960 mills.

Section 2. Special Taxing Units.

(a) **Seminole County Fire Protection District (MSTU):** It is hereby determined and declared that a tax of \$2.7649 per \$1,000 valuation be levied, assessed, and imposed for the tax year 2019 on all taxable property lying within the boundaries of the Seminole County Fire Protection District on the first day of January, 2019, for the purpose of providing fire and rescue services.

The millage rate of \$2.7649 per \$1,000 valuation for the Seminole County Fire Protection District (MSTU) levy is the same rate imposed for Fiscal Year 2018-2019 and is 6.12% more than the current year rolled back millage rate of 2.6054 mills for the 2019 tax year.

(b) **Seminole County Unincorporated Transportation District (MSTU):** It is hereby determined and declared that a tax of \$0.1107 per \$1,000 valuation be levied, assessed and imposed for the tax year 2019 on all taxable property lying within the boundaries of the Transportation District in Seminole County on the first day of January, 2019, for the purpose of meeting the current expenses as estimated in the budget.

The millage rate of \$0.1107 per \$1,000 valuation for the Seminole County Unincorporated Transportation District (MSTU) levy is the same millage rate imposed for Fiscal Year 2018-2019 and is 5.73% more than the certified rolled back millage rate of 0.1047 mills for the 2019 tax year.

Section 3. The Property Appraiser of Seminole County, Florida is hereby directed to assess all the foregoing taxes, as fixed and levied by the Board of County Commissioners of Seminole County, Florida, upon the property and that he extend the taxes upon valuation of such property according to the millage as fixed and determined by the Board of County Commissioners of Seminole County, Florida on all property subject to taxation in the County as of the first day of January, 2019.

Section 4. The County's Resource Management Department Director is hereby directed to furnish to the Property Appraiser, the Tax Collector of Seminole County, Florida, and the Florida Department of Revenue full and complete copies of this Resolution.

Section 5. The Clerk and Auditor of Seminole County, Florida is hereby notified of the amount to be apportioned to the different funds and accounts out of the total taxes levied for all purposes.

Section 6. The Tax Collector of Seminole County, Florida is hereby instructed and directed to collect the taxes in the same manner as other taxes are collected.

ADOPTED this 24th day of September, 2019, which is the effective date of this Resolution.

ATTEST:

BOARD OF COUNTY COMMISSIONERS
SEMINOLE COUNTY, FLORIDA

GRANT MALOY
Clerk to the Board of
County Commissioners of
Seminole County, Florida

By: _____
BRENDA CAREY, Chairman

DWM/lpk
8/6/19
T:\Users\Legal Secretary CSB\Fiscal Services\2019\2019-2020 Millage Resolution.docx



RESOLUTION

of the

SEMINOLE COUNTY BOARD OF COUNTY COMMISSIONERS

ADOPTING THE FINAL BUDGET FOR FISCAL YEAR 2019-2020 AFTER CONDUCTING DULY ADVERTISED PUBLIC HEARINGS ON THIS BUDGET; MAKING APPROPRIATIONS FOR THIS FISCAL YEAR ACCORDING TO THE ESTIMATES OF REVENUES AND EXPENDITURES FOR SEMINOLE COUNTY CONTAINED IN THIS BUDGET AS SET FORTH IN THIS RESOLUTION; AND PROVIDING AN EFFECTIVE DATE.

WHEREAS, the Fiscal Year 2019-2020 budget estimates of the revenues and expenditures of Seminole County, Florida, its Departments, Divisions, and Districts have been prepared; and

WHEREAS, the Board of County Commissioners of Seminole County, Florida, pursuant to the requirements of Chapter 129 and Section 200.065, Florida Statutes (2019), held duly advertised public hearings on September 11, 2019, as to the tentative millage and Fiscal Year 2019-2020 budget and on September 24, 2019, as to fixing the final millage and approval of the final budget for Fiscal Year 2019-2020,

NOW, THEREFORE, BE IT RESOLVED by the Board of County Commissioners of Seminole County, Florida:

Section 1. The Seminole County budget for Fiscal Year 2019-2020 showing a total of all sources of revenues of **\$838,057,992** and total uses of **\$838,057,992** all set forth in detail as to the several funds identified in this budget, is hereby approved, adopted, and accepted as the Seminole County budget for the Fiscal Year commencing October 1, 2019 and ending on September 30, 2020 as follows:

GOVERNMENTAL FUNDS:**General Fund**

00100 General Fund	\$ 285,699,137
00103 Natural Land Endowment	560,000
00108 Facilities Maintenance	2,198,908
00109 Fleet Replacement	1,154,179
00111 Technology Replacement	537,323
00112 BCC Projects	564,446
13100 Economic Development	1,983,877

Sub-Total General Fund	292,697,870
-------------------------------	--------------------

Donation Funds

60301 BOCC Agency	38,000
60303 Libraries - Designated	50,000
60304 Animal Control	20,000
60305 Historical Commission	24,000

Sub-Total Donation Funds	132,000
---------------------------------	----------------

Total General Fund	292,829,870
---------------------------	--------------------

Restricted Funds

00101 Police Education	150,000
00104 Boating Improvement	313,000
10400 Building Program	8,534,000
11400 Court Support Technology Fee	1,136,210
12200 Arbor Violation Trust	148,200
12300 Alcohol/Drug Abuse	254,000
12302 Teen Court	181,000
12500 Emergency 911	6,400,000
12802 Law Enforcement-Impact Fee	2,367
12804 Library-Impact Fee	100,000
15000 MSBU Street Lighting	3,050,000
15100 MSBU Residential Solid Waste	20,655,800

Other MSBU:

16000 MSBU Program Operations	774,910
16005 MSBU Mills (LM/AWC)	427,125
16006 MSBU Pickett Aquatic (LM/AWC)	324,750
16007 MSBU Amory (LM/AWC)	34,420
16010 MSBU Cedar Ridge (GROUNDS MAINT)	70,900
16013 MSBU Howell Creek (LM/AWC)	13,645
16020 MSBU Horseshoe (LM/AWC)	16,360
16021 MSBU Myrtle (LM/AWC)	17,435
16023 MSBU Spring Wood Lake (LM/AWC)	37,360
16024 MSBU Lake of the Woods (LM/AWC)	105,080
16025 MSBU Mirror (LM/AWC)	71,850
16026 MSBU Spring (LM/AWC)	164,200
16027 MSBU Springwood Waterway (LM/AWC)	55,470
16028 MSBU Burkett (LM/AWC)	61,175
16030 MSBU Sweetwater Cove (LM/AWC)	60,045
16031 MSBU Lake Asher (AWC)	6,260
16032 MSBU English Estates (LM/AWC)	5,505
16033 MSBU Grace Lake (LM/AWC)	21,700
16035 MSBU Buttonwood Pond (LM/AWC)	10,650
16036 MSBU Howell Lake (LM/AWC)	126,425
16037 MSBU Sylvan Lake (AWC)	43,840

Sub-Total Other MSBU Funds	2,449,105
-----------------------------------	------------------

Governmental Restricted Funds (continued)*Transportation Funds*

10101 Transportation Trust	22,681,379
10102 Ninth-cent Fuel Tax	8,686,362

Infrastructure Sales Tax

11500 Infrastructure Sales Tax - 1991	14,300,000
11541 Infrastructure Sales Tax - 2001	7,300,000
11560 Infrastructure Sales Tax - 2014	77,430,000

Sub-Total Infrastructure Sale Tax Funds	99,030,000
---	------------

Transportation Impact Fee

12601 Arterial Transportation Impact Fee	(1,070,558)
12602 North Collector Transp Impact Fee	36,000
12603 West Collector Transp Impact Fee	510,000
12604 East Collector Transp Impact Fee	511,000
12605 South Central Collector Transp Impact Fee	(1,205,000)

Sub-Total Transportation Impact Fee Funds	(1,218,558)
---	-------------

Sub-Total Transportation Funds	129,179,183
--------------------------------	-------------

Fire District Funds

11200 Fire Protection	88,793,049
11207 Fire Protection - Casselberry	5,004,659
12801 Fire/Rescue-Impact Fee	175,000

Sub-Total Fire District Funds	93,972,708
-------------------------------	------------

Tourism

11000 Tourist Development - 3% Tax	6,620,000
11001 Tourist Development/Prof Sports - 2% Tax	4,032,500

Sub-Total Tourism Funds	10,652,500
-------------------------	------------

Grant Funds

00110 Adult Drug Court	439,482
11901 Community Development Block Grant	1,953,684
11902 HOME Program Grant	751,228
11904 Emergency Shelter Grants	161,772
11905 Community Svc Block Grant	30,000
11909 Mosquito Control Grant	41,646
11919 Community Service Grants	519,635
11920 Neighborhood Stabilization Program	10,000
11925 DCF Reinvestment Grant	47,313
12018 SHIP Affordable Housing-17/18	756,467

Restricted / Grant Funds	4,711,227
--------------------------	-----------

Debt Service Funds

21200 General Revenue Debt	1,544,013
21235 General Revenue Debt 2014	1,637,200
21300 County Shared Revenue Debt	1,744,188
22500 Sales Tax Revenue Bonds	4,982,800

Restricted / Debt Service Funds	9,908,201
---------------------------------	-----------

Capital Funds

30600 Infrastructure Imp Op Fund	592,000
32100 Natural Lands/Trails	1,033,000

Restricted / Capital Funds	1,625,000
----------------------------	-----------

Total Restricted Funds	293,422,501
------------------------	-------------

TOTAL GOVERNMENTAL FUNDS	586,252,371
---------------------------------	--------------------

PROPRIETARY FUNDS:**Enterprise Funds***Water & Sewer*

40100 Water And Sewer Operating	94,206,168
40102 Water Connection Fees	1,530,254
40103 Sewer Connection Fees	2,437,192
40105 Water and Sewer Bonds, Series 2006	-
40106 Water and Sewer Bonds, Series 2010	-
40107 Water & Sewer Debt Service Reserve	18,121,674
40108 Water and Sewer (Operating) Capital Fund	22,715,180
Sub-Total Water & Sewer Fund	<u>139,010,468</u>

Solid Waste

40201 Solid Waste	37,124,635
40204 Landfill Closure Escrow	21,848,260
Sub-Total Solid Waste Fund	<u>58,972,895</u>

Total Enterprise Funds **197,983,363**

Internal Service Funds

50100 Property/Casualty Insurance	8,013,213
50200 Workers' Compensation Insurance	8,107,045
50300 Health Insurance	37,702,000

Total Internal Service Funds **53,822,258**

TOTAL PROPRIETARY FUNDS **251,805,621**

GRAND TOTAL ALL FUNDS **\$ 838,057,992**

Section 2. All sections or parts of sections of all resolutions in conflict with this Resolution are hereby repealed to the extent of such conflict.

Section 3. This Resolution takes effect immediately upon its adoption by the Board of County Commissioners.

ADOPTED this 24th day of September, 2019.

ATTEST:

BOARD OF COUNTY COMMISSIONERS
SEMINOLE COUNTY, FLORIDA

GRANT MALOY
Clerk to the Board of
County Commissioners of
Seminole County, Florida

By: _____
BRENDA CAREY, Chairman

DWM/lpk
8/6/19
T:\Users\Legal Secretary CSB\Fiscal Services\2019\2019-2020 Budget Resolution.docx





SEMINOLE COUNTY
SECOND PUBLIC HEARING PROCEDURES
FISCAL YEAR 2019/20 FINAL BUDGET
TUESDAY, SEPTEMBER 24, 2019 - 7:00 P.M.

OVERVIEW

The levy of ad valorem taxes and the adoption of the County's annual budget are governed by Florida Statutes Chapters 129 (County Annual Budget) and 200 (Determination of Millage). The statutes outline the budget process as required by state law beginning with the certification of taxable value on July 1st by the Property Appraiser; followed by the presentation of the County Manager's recommended budget to the Board of County Commissioners (the "Board") in early July. By August 4th the Board sets the proposed tentative millage rates to be utilized by the Property Appraiser in preparation of the "Notice of Proposed Property Taxes" (TRIM Notice). The Board holds work sessions to discuss the budget; making adjustments as deemed necessary.

Pursuant to Florida Statutes, the County must hold two public hearings before adopting its final millage rates and annual budget. The hearings are primarily for the purpose of hearing requests and comments from the public regarding the budgets and the proposed tax levies and for explaining the budget. The first substantive issue required to be discussed at the hearings is the percentage increase in millage over the rolled-back rate necessary to fund the budget and the reason for the increase. Additionally, the Board shall hear and address public comment and questions regarding the millage rates and budget prior to taking any action.

The **first public hearing** is advertised through the "Notice of Proposed Property Taxes" or TRIM Notice mailed by the Property Appraiser's Office in August to all ad valorem taxpayers of the County. The first hearing is held to discuss the proposed tentative millage rates and budget. The tentative millage rates adopted at the first public hearing cannot be increased above the TRIM rates previously certified to the Property Appraiser without a second tax notice being sent by first class mail to each taxpayer.

After the first public hearing, the County must publish an advertisement in a newspaper of general circulation within the County stating its intent to adopt a final millage and budget. The advertisement summarizes the tentative budget, identifies any proposed change in ad valorem taxes and notifies taxpayers of the second public hearing to adopt the final millage rates and final budget for the upcoming fiscal year.

The final millage rates and budget are adopted by resolution at the **second public hearing**. This hearing is held to discuss the tentative millage rates and budget before final adoption. At the second public hearing, the Board may adjust the tentative budget prior to final adoption, but in no event can the millage rates be increased from what was advertised.

Upon final adoption, a copy of the completed resolution adopting the final millage is forwarded within three days to the Property Appraiser, the Tax Collector, and the Department of Revenue. Final certification of compliance with the provisions of Chapter 200, Florida Statutes is filed with the State within thirty days of the final public hearing to adopt the County millage and budget.

SECOND PUBLIC HEARING

During the final public hearing the County will:

- Discuss the tentative operating millage levies and rolled-back rate.
- Briefly summarize the Tentative Budget and proposed changes.
- Hear comments and answer questions from the public regarding the tentative millage rates and budget.
- Prior to conclusion of the hearing, the Board must complete the following steps:
 - a. amend the tentative budget, if necessary;
 - b. recompute its tentative millage rates, if necessary;
 - c. publicly announce the percent by which the (recomputed) tentative millage rates are above or below the rolled-back rate; and
 - d. adopt the final millage rates and budget, in that order.

Public Hearing: Meeting Called to Order

Before officially beginning the Public Hearing, the **Chairman** may wish to remind the public of the following:

- 1) The Board of County Commissioners does not have any control over the tax levies and budgets of the School Board, the Water Management District, or any of the seven cities in Seminole County.
- 2) Questions regarding property assessed valuation should be addressed to the Property Appraiser.
- 3) The Board of County Commissioners has limited authority over the budgets of Constitutional Officers of the County (Clerk of the Circuit Court, Property Appraiser, Sheriff, Supervisor of Elections and Tax Collector):
 - a) The Clerk of the Circuit Court's budget is reviewed and approved pursuant to Florida Statutes, with the exception of Board Records and Finance, which is submitted to the Board of County Commissioners.
 - b) The Property Appraiser and Tax Collector budgets are reviewed and approved by the State Department of Revenue.
 - c) The Sheriff has the right to appeal any decision regarding his budget to the Governor and Cabinet.

Public Hearing - Script

1) PURPOSE OF HEARING

Chairman: “This is a public hearing for the purpose of hearing public comments regarding the tentatively adopted millage rates and budget; amending the budget as desired by the Board; and adopting the final millage rates and County budget for fiscal year 2019/20 as required by Florida law. This budget hearing and Seminole County’s intent to adopt the final millage rates and budget for FY 2020 was advertised in the Orlando Sentinel Newspaper on Thursday, September 19, 2019.”

2) PRESENTATION OF THE FINAL BUDGET

Chairman: “At this time I will request that the County manager and staff discuss the final millage rates and budget for fiscal year 2019/20.”

[Staff Discussion]

- A. Millage Rates
- B. Budget Overview
- C. Proposed Budget Adjustments

3) PUBLIC COMMENT

Chairman: “We will now hear public comments regarding the final millage rates and budget.”

[Public Comment]

4) BOARD DISCUSSION

After hearing public comments, the Chairman opens the floor for discussion by the Board of County Commissioners.

Chairman: “The meeting will now be closed to public comment and open for Board of County Commissioners discussion.”

[Board Discussion]

5) ESTABLISHMENT OF MILLAGE RATES

The Chairman entertains motions to set the millage rates for FY 2019/20 by tax district.

MOTION #1: Motion to adopt the FY 2019/20 *General Countywide ad valorem* tax rate of 4.8751 mills.

MOTION #2: Motion to adopt the FY 2019/20 *Unincorporated Road District MSTU ad valorem* tax rate of 0.1107 mills.

MOTION #3: Motion to adopt the FY 2019/20 *Fire District MSTU ad valorem* tax rate of 2.7649 mills.

If a change in millage is approved, the Chairman should consider whether a break is necessary to allow time for staff to make necessary changes to the budget based on established millage rates. Staff should be asked to summarize the changes immediately following the break.

6) STATUTORY ANNOUNCEMENT OF MILLAGE RATES

Chairman: “Staff will now read the established millage rates into the public record.”

- A. Staff announces by tax district, the approved ad valorem tax rate, the rolled-back rate, the percent change from the rolled-back rate, and the reason for the increase.
 - 1. BCC Countywide Millage
 - 2. Unincorporated Roads MSTU Millage
 - 3. Fire MSTU Millage
- B. Staff announces the aggregate millage rate and the percent increase/decrease over/under the aggregate rolled-back millage rate.

7) ADOPTION OF MILLAGE LEVY RESOLUTION

The Chairman entertains a motion to approve the FY 2019/20 Millage Levy Resolution.

MOTION #4: Motion to adopt the Millage Levy Resolution for Fiscal Year 2019/20 inclusive of the millage rates announced.

8) BOARD APPROVAL OF BUDGET ADJUSTMENTS

The Chairman entertains a motion to approve the budget adjustments as detailed inclusive of any BCC changes approved during the public hearing.

MOTION #5: Motion to approve budget adjustments to the FY 2019/20 Tentative Budget totaling \$1,646,170.

9) ADOPTION OF BUDGET RESOLUTION

The Chairman entertains a motion to approve the FY 2019/20 Budget Resolution.

MOTION #6: Motion to adopt the Budget Resolution for Fiscal year 2019/20.

10) ADJOURN PUBLIC HEARING

The **Chairman** then closes the public hearing.

Final Millage Rates

The certified rolled-back millage rates, final millage rates and the percentage increase over the rolled-back millage rates for each millage levy of Seminole County Government are summarized in the following table:

MILLAGE RATE	CURRENT FY 2018/19 MILLAGE	ROLLED- BACK FY 2019/20 MILLAGE	FINAL FY 2019/20 MILLAGE	% INCREASE OVER ROLLED- BACK
<u>COUNTYWIDE</u>				
General County Millage	4.8751	4.5960	4.8751	6.07%
<u>SPECIAL DISTRICTS</u>				
Fire/Rescue MSTU	2.7649	2.6054	2.7649	6.12%
Unincorporated Road MSTU	0.1107	0.1047	0.1107	5.73%
TOTAL BCC Millage	7.7507	N/A	7.7507	N/A
The final "aggregate" millage rate for all BCC taxing districts is 6.9062 mills, which represents a 5.63% increase over the current year "aggregate" rolled-back millage rate of 6.5381 mills.				
Aggregate millage rates are based on a statutory formula that divides the sum of all property taxes proposed to be levied by the Seminole County BCC (Countywide, Road District MSTU and Fire District MSTU) by the total countywide taxable value, converted to a millage rate. The current year aggregate millage rate of 6.9062 mills (based on tentative property taxes to be levied) is divided by the rolled back aggregate millage rate of 6.5381 mills (based on prior year property taxes levied, adjusted for CRA tax increments) to determine the statutory 5.63% increase in proposed tentative taxes to be levied by the Seminole County BCC. Florida's "Truth in Millage" or TRIM process requires the aggregate tax increase to be publicly announced at the September budget hearings to adopt the tentative and final millage rates				

General County Millage

Countywide millage is assessed against all taxable property in the County to support general governmental activities of the County.

Fire Protection Millage

The County levies a dependent special district millage for the operation of a municipal services taxing unit for the provision of fire and emergency medical services which covers the unincorporated (i.e., outside of municipal limits) area of the County and the incorporated limits of Altamonte Springs, Casselberry and Winter Springs.

Unincorporated Roads Millage

The County levies a dependent special district millage for the provision of transportation services in the unincorporated (i.e., outside of municipal limits) area of the County.

FY 2019/20 BUDGET BY FUND

FUND NAME	FY17 ACTUALS	FY18 ACTUALS	FY19 ADOPTED BUDGET	FY20 ADOPTED BUDGET
00100 GENERAL FUND	204,442,435	216,310,188	285,397,754	285,699,137
00101 POLICE EDUCATION FUND	200,000	150,000	150,000	150,000
00103 NATURAL LAND ENDOWMENT FUND	104,939	140,373	700,122	560,000
00104 BOATING IMPROVEMENT FUND	162,272	12,399	290,174	313,000
00108 FACILITIES MAINTENANCE FUND	1,240,933	875,340	348,788	2,198,908
00109 FLEET REPLACEMENT FUND	644,119	242,078	2,173,251	1,154,179
00110 ADULT DRUG COURT GRANT FUND	327,560	385,279	443,321	439,482
00111 TECHNOLOGY REPLACEMENT FUND	548,203	(24,064)	757,396	537,323
10101 TRANSPORTATION TRUST FUND	16,216,111	16,737,014	23,200,410	22,681,379
10102 NINTH-CENT FUEL TAX FUND	6,536,795	6,924,779	7,240,619	8,686,362
10400 BUILDING PROGRAM	3,318,687	3,841,849	7,808,992	8,534,000
11000 TOURISM PARKS 1,2,3 CENT FUND	6,623,261	2,120,151	5,707,291	6,620,000
11001 TOURISM SPORTS 4 & 6 CENT FUND	2,714,970	1,936,805	3,777,082	4,032,500
11200 FIRE PROTECTION FUND	53,374,142	55,174,627	85,539,010	88,793,049
11201 FIRE PROT FUND-REPLACE & RENEW	146,420	0	0	0
11207 FIRE PROTECT FUND-CASSELBERRY	4,106,150	4,160,019	4,731,955	5,004,659
11400 COURT SUPP TECH FEE (ARTV)	955,349	985,589	1,224,025	1,136,210
11500 INFRASTRUCTURE TAX FUND	6,647,494	7,931,867	12,759,078	14,300,000
11541 INFRASTRUCTURE-COUNTY COMMIS	14,761,022	10,922,307	4,191,472	7,300,000
11560 2014 INFRASTRUCTURE SALES TAX	25,593,109	23,295,978	51,683,293	77,430,000
11641 PUBLIC WORKS-INTERLOCAL AGREEM	260,896	36,385	0	0
11800 EMS TRUST FUND	4,290	38,915	0	0
11901 COMMUNITY DEVELOPMEN BLK GRANT	1,734,849	1,706,327	1,906,512	1,953,684
11902 HOME PROGRAM GRANT	433,712	637,181	734,777	751,228
11904 EMERGENCY SHELTER GRANTS	145,276	156,397	149,759	161,772
11905 COMMUNITY SVC BLOCK GRANT	287,012	350,381	30,000	30,000
11908 DISASTER PREPAREDNESS	237,574	254,338	0	0
11909 MOSQUITO CONTROL GRANT	1,235,670	474,719	41,646	41,646
11912 PUBLIC SAFETY GRANTS (STATE)	-	531,354	0	0
11913 PUBLIC SAFETY GRANTS (OTHER)	-	0	0	0
11915 PUBLIC SAFETY GRANTS (FEDERAL)	69,539	407,354	0	0
11916 PUBLIC WORKS GRANTS	3,485,969	1,346,619	0	0
11917 LEISURE SERVICES GRANTS	6,005	0	40,000	0
11918 GROWTH MANAGEMENT GRANTS	-	0	0	0
11919 COMMUNITY SVC GRANTS	468,207	467,841	479,291	519,635
11920 NEIGHBOR STABIL PROGRAM GRANT	57,351	195,282	10,000	10,000
11925 DCF REINVESTMENT GRANT FUND	231,061	327,835	47,313	47,313
11926 CITY OF SANFORD CDBG	294,364	500,140	448,253	0
11930 RESOURCE MANAGEMENT GRANTS	59,031	180,355	0	0
11931 HOMELESSNESS GRANTS	-	12,480	0	0
11932 MISCELLANEOUS GRANTS	-	10,000	0	0
11933 FEDERAL MITIGATION GRANTS	-	0	195,898	0
12013 SHIP- AFFORDABLE HOUSING 12/13	-	0	0	0
12014 AFFORDABLE HOUSING 13/14	-	0	0	0
12015 SHIP AFFORDABLE HOUSING 14/15	905,756	204,772	0	0
12016 SHIP AFFORDABLE HOUSING 15/16	407,743	1,850,382	0	0
12017 SHIP AFFORDABLE HOUSING 16/17	326,712	473,337	0	0
12018 SHIP AFFORDABLE HOUSING 17/18	-	287,810	33,000	756,467

FY 2019/20 BUDGET BY FUND

FUND NAME	FY17 ACTUALS	FY18 ACTUALS	FY19 ADOPTED BUDGET	FY20 ADOPTED BUDGET
12019 SHIP AFFORDABLE HOUSING 18/19	-	0	696,584	0
12101 LAW ENFORCEMENT TST-LOCAL	2,221,115	580,433	0	0
12102 LAW ENFORCEMENT TST-JUSTICE	31,435	155,879	0	0
12200 ARBOR VIOLATION TRUST FUND	-	0	145,697	148,200
12300 ALCOHOL/DRUG ABUSE FUND	148,169	187,306	187,306	254,000
12302 TEEN COURT	160,883	167,318	195,154	181,000
12500 EMERGENCY 911 FUND	2,304,888	1,889,309	6,292,938	6,400,000
12601 ARTERIAL-IMPACT FEE	282	6,277	(4,310,571)	(1,070,558)
12602 NORTH COLLECTOR-IMPACT FEE	211,741	0	9,355	36,000
12603 WEST COLLECTOR-IMPACT FEE	-	0	483,998	510,000
12604 EAST COLLECTOR-IMPACT FEE	-	0	588,522	511,000
12605 SOUTH CENTRAL-IMPACT FEE	-	0	(1,351,688)	(1,205,000)
12801 FIRE/RESCUE-IMPACT FEE	98,508	2,831,693	197,000	175,000
12802 LAW ENFORCEMENT-IMPACT FEE	-	0	2,228	2,367
12804 LIBRARY-IMPACT FEE	109,464	171,734	127,823	100,000
12805 DRAINAGE-IMPACT FEE	-	0	0	0
13000 STORMWATER FUND	-	194,786	0	0
13100 ECONOMIC DEVELOPMENT	1,879,968	1,956,054	2,226,732	1,983,877
13300 17/92 REDEVELOPMENT TI FUND	2,147,104	12,747,149	0	0
15000 MSBU STREET LIGHTING	2,400,494	2,334,700	2,993,000	3,050,000
15100 MSBU RESIDENTIAL SOLID WASTE	13,903,125	14,520,655	20,185,950	20,655,800
16000 MSBU PROGRAM	476,960	511,504	754,405	774,910
16005 MSBU MILLS (LM/AWC)	6,952	32,981	360,000	427,125
16007 MSBU AMORY (LM/AWC)	2,254	2,756	34,985	34,420
16010 MSBU CEDAR RIDGE (GRNDS MAINT)	20,575	23,257	71,000	70,900
16013 MSBU HOWELL CREEK (LM/AWC)	1,356	1,436	14,205	13,645
16020 MSBU HORSESHOE (LM/AWC)	24,174	8,576	13,950	16,360
16021 MSBU MYRTLE (LM/AWC)	4,770	3,282	17,090	17,435
16023 MSBU SPRING WOOD LAKE (LM/AWC)	1,792	1,956	34,885	37,360
16024 MSBU LAKE OF THE WOODS(LM/AWC)	2,820	27,108	94,320	105,080
16025 MSBU MIRROR (LM/AWC)	1,969	5,213	69,120	71,850
16026 MSBU SPRING (LM/AWC)	4,485	48,587	178,200	164,200
16027 MSBU SPRINGWOOD WTRWY (LM/AWC)	3,372	3,193	54,095	55,470
16028 MSBU BURKETT (LM/AWC)	1,848	1,753	58,940	61,175
16030 MSBU SWEETWATER COVE (LM/AWC)	14,534	26,126	69,745	60,045
16031 MSBU LAKE ASHER AWC	-	3,640	7,685	6,260
16032 MSBU ENGLISH ESTATES (LM/AWC)	-	1,872	5,065	5,505
16033 MSBU GRACE LAKE (LM/AWC)	-	18,055	14,675	21,700
16035 MSBU BUTTONWOOD POND (LM/AWC)	1,276	1,332	9,970	10,650
16036 MSBU HOWELL LAKE (LM/AWC)	49,932	28,704	263,085	126,425
21200 GENERAL REVENUE DEBT	1,539,446	1,548,432	1,542,509	1,544,013
21235 GENERAL REVENUE DEBT - 2014	1,640,600	1,639,200	1,641,450	1,637,200
21300 COUNTY SHARED REVENUE DEBT	1,741,606	1,741,494	1,745,724	1,744,188
22500 SALES TAX BONDS	4,987,275	4,982,475	4,987,575	4,982,800
30600 INFRASTRUCTURE IMP OP FUND	-	450,766	577,136	592,000
30700 SPORTS COMPLEX/SOLDIERS CREEK	1,823,099	17,000	0	0
32000 JAIL PROJECT/2005	-	0	0	0
32100 NATURAL LANDS/TRAILS	276,661	275,588	829,836	1,033,000

FY 2019/20 BUDGET BY FUND

FUND NAME	FY17 ACTUALS	FY18 ACTUALS	FY19 ADOPTED BUDGET	FY20 ADOPTED BUDGET
32200 COURTHOUSE PROJECTS FUND	-	190,388	248,420	0
40100 WATER AND SEWER FUND	77,223,630	80,337,508	92,803,243	94,206,168
40102 CONNECTION FEES-WATER	615,927	501,500	1,310,247	1,530,254
40103 CONNECTION FEES-SEWER	985,300	921,102	4,885,495	2,437,192
40105 WATER & SEWER BONDS, SERIES 20	745,712	551,279	15,152	0
40106 2010 BOND SERIES	12,466	713,408	16,212	0
40107 WATER & SEWER DEBT SERVICE RES	-	0	18,121,674	18,121,674
40108 WATER & SEWER CAPITAL IMPROVEM	5,314,277	7,013,082	26,060,187	22,715,180
40115 WATER & SEWER BOND SER 2015A&B	(1,798,927)	(1,640,579)	0	0
40201 SOLID WASTE FUND	16,740,661	29,259,561	35,646,885	37,124,635
40204 LANDFILL MANAGEMENT ESCROW	-	0	21,464,016	21,848,260
50100 PROPERTY/CASUALTY INSURANCE FU	2,319,261	1,917,203	7,822,411	8,013,213
50200 WORKERS COMPENSATION FUND	2,202,848	2,588,046	7,715,321	8,107,045
50300 HEALTH INSURANCE FUND	19,834,260	23,717,262	31,381,986	37,702,000
60301 BOCC AGENCY FUND	290	1,861	18,000	38,000
60302 PUBLIC SAFETY	-	0	0	0
60303 LIBRARIES-DESIGNATED	70,616	31,269	50,000	50,000
60304 ANIMAL CONTROL	14,802	38,249	150,925	20,000
60305 HISTORICAL COMMISSION	-	0	1,000	24,000
60307 4-H COUNSEL COOP EXTENSION	24,431	0	0	0
60308 ADULT DRUG COURT	46,640	8,500	0	0
60310 EXTENSION SERVICE PROGRAMS	8,613	1,981	0	0
60311 SEM CO EXPRESSWAY AUTHORITY	-	6	0	0
16006 MSBU PICKETT AQUATIC (LM/AWC)	2,506	6,025	312,815	324,750
00112 MAJOR PROJECTS FUND	-	544,634	663,739	564,446
11940 ENVIRONMENTAL SERVICES GRANTS	-	0	0	0
16073 MSBU SYLVAN LAKE (AWC)	-	0	0	43,840
Grand Total	521,923,233	558,424,644	793,047,888	838,057,992

2ND PUBLIC HEARING ADJUSTMENT FUND SUMMARY

FUND NAME	1ST PUBLIC HEARING	2ND PUBLIC HEARING	ADJUSTMENT
00100 GENERAL FUND	285,949,137	285,699,137	(250,000)
00101 POLICE EDUCATION FUND	150,000	150,000	-
00103 NATURAL LAND ENDOWMENT FUND	560,000	560,000	-
00104 BOATING IMPROVEMENT FUND	313,000	313,000	-
00108 FACILITIES MAINTENANCE FUND	1,481,904	2,198,908	717,004
00109 FLEET REPLACEMENT FUND	812,152	1,154,179	342,027
00110 ADULT DRUG COURT GRANT FUND	439,482	439,482	-
00111 TECHNOLOGY REPLACEMENT FUND	537,323	537,323	(0)
00112 MAJOR PROJECTS FUND	564,446	564,446	-
10101 TRANSPORTATION TRUST FUND	21,844,240	22,681,379	837,139
10102 NINTH-CENT FUEL TAX FUND	8,686,362	8,686,362	-
10400 BUILDING PROGRAM	8,534,000	8,534,000	-
11000 TOURISM PARKS 1,2,3 CENT FUND	6,620,000	6,620,000	-
11001 TOURISM SPORTS 4 & 6 CENT FUND	4,032,500	4,032,500	-
11200 FIRE PROTECTION FUND	88,793,049	88,793,049	0
11207 FIRE PROTECT FUND-CASSELBERRY	5,004,659	5,004,659	(0)
11400 COURT SUPP TECH FEE (ARTV)	1,136,210	1,136,210	0
11500 INFRASTRUCTURE TAX FUND	14,300,000	14,300,000	-
11541 INFRASTRUCTURE-COUNTY COMMIS	7,300,000	7,300,000	-
11560 2014 INFRASTRUCTURE SALES TAX	77,430,000	77,430,000	-
11901 COMMUNITY DEVELOPMEN BLK GRANT	1,953,684	1,953,684	-
11902 HOME PROGRAM GRANT	751,228	751,228	-
11904 EMERGENCY SHELTER GRANTS	161,772	161,772	-
11905 COMMUNITY SVC BLOCK GRANT	30,000	30,000	-
11909 MOSQUITO CONTROL GRANT	41,646	41,646	-
11919 COMMUNITY SVC GRANTS	519,635	519,635	-
11920 NEIGHBOR STABIL PROGRAM GRANT	10,000	10,000	-
11925 DCF REINVESTMENT GRANT FUND	47,313	47,313	-
12018 SHIP AFFORDABLE HOUSING 17/18	756,467	756,467	-
12200 ARBOR VIOLATION TRUST FUND	148,200	148,200	-
12300 ALCOHOL/DRUG ABUSE FUND	254,000	254,000	-
12302 TEEN COURT	181,000	181,000	-
12500 EMERGENCY 911 FUND	6,400,000	6,400,000	-
12601 ARTERIAL-IMPACT FEE	(1,070,558)	(1,070,558)	-
12602 NORTH COLLECTOR-IMPACT FEE	36,000	36,000	-
12603 WEST COLLECTOR-IMPACT FEE	510,000	510,000	-
12604 EAST COLLECTOR-IMPACT FEE	511,000	511,000	-
12605 SOUTH CENTRAL-IMPACT FEE	(1,205,000)	(1,205,000)	-
12801 FIRE/RESCUE-IMPACT FEE	175,000	175,000	-
12802 LAW ENFORCEMENT-IMPACT FEE	2,367	2,367	-
12804 LIBRARY-IMPACT FEE	100,000	100,000	-
13100 ECONOMIC DEVELOPMENT	1,983,877	1,983,877	(0)
15000 MSBU STREET LIGHTING	3,050,000	3,050,000	-
15100 MSBU RESIDENTIAL SOLID WASTE	20,655,800	20,655,800	-
16000 MSBU PROGRAM	774,910	774,910	-
16005 MSBU MILLS (LM/AWC)	427,125	427,125	-

2ND PUBLIC HEARING ADJUSTMENT FUND SUMMARY

FUND NAME	1ST PUBLIC HEARING	2ND PUBLIC HEARING	ADJUSTMENT
16006 MSBU PICKETT AQUATIC (LM/AWC)	324,750	324,750	-
16007 MSBU AMORY (LM/AWC)	34,420	34,420	-
16010 MSBU CEDAR RIDGE (GRNDS MAINT)	70,900	70,900	-
16013 MSBU HOWELL CREEK (LM/AWC)	13,645	13,645	-
16020 MSBU HORSESHOE (LM/AWC)	16,360	16,360	-
16021 MSBU MYRTLE (LM/AWC)	17,435	17,435	-
16023 MSBU SPRING WOOD LAKE (LM/AWC)	37,360	37,360	-
16024 MSBU LAKE OF THE WOODS(LM/AWC)	105,080	105,080	-
16025 MSBU MIRROR (LM/AWC)	71,850	71,850	-
16026 MSBU SPRING (LM/AWC)	164,200	164,200	-
16027 MSBU SPRINGWOOD WTRWY (LM/AWC)	55,470	55,470	-
16028 MSBU BURKETT (LM/AWC)	61,175	61,175	-
16030 MSBU SWEETWATER COVE (LM/AWC)	60,045	60,045	-
16031 MSBU LAKE ASHER AWC	6,260	6,260	-
16032 MSBU ENGLISH ESTATES (LM/AWC)	5,505	5,505	-
16033 MSBU GRACE LAKE (LM/AWC)	21,700	21,700	-
16035 MSBU BUTTONWOOD POND (LM/AWC)	10,650	10,650	-
16036 MSBU HOWELL LAKE (LM/AWC)	126,425	126,425	-
16073 MSBU SYLVAN LAKE (AWC)	43,840	43,840	-
21200 GENERAL REVENUE DEBT	1,544,013	1,544,013	1
21235 GENERAL REVENUE DEBT - 2014	1,637,200	1,637,200	-
21300 COUNTY SHARED REVENUE DEBT	1,744,188	1,744,188	-
22500 SALES TAX BONDS	4,982,800	4,982,800	-
30600 INFRASTRUCTURE IMP OP FUND	592,000	592,000	-
32100 NATURAL LANDS/TRAILS	1,033,000	1,033,000	-
40100 WATER AND SEWER FUND	94,206,168	94,206,168	-
40102 CONNECTION FEES-WATER	1,530,254	1,530,254	-
40103 CONNECTION FEES-SEWER	2,437,192	2,437,192	-
40107 WATER & SEWER DEBT SERVICE RES	18,121,674	18,121,674	-
40108 WATER & SEWER CAPITAL IMPROVEM	22,715,180	22,715,180	-
40201 SOLID WASTE FUND	37,124,635	37,124,635	-
40204 LANDFILL MANAGEMENT ESCROW	21,848,260	21,848,260	-
50100 PROPERTY/CASUALTY INSURANCE FU	8,013,213	8,013,213	-
50200 WORKERS COMPENSATION FUND	8,107,045	8,107,045	-
50300 HEALTH INSURANCE FUND	37,702,000	37,702,000	-
60301 BOCC AGENCY FUND	38,000	38,000	-
60303 LIBRARIES-DESIGNATED	50,000	50,000	-
60304 ANIMAL CONTROL	20,000	20,000	-
60305 HISTORICAL COMMISSION	24,000	24,000	-
Grand Total	836,411,822	838,057,992	1,646,170

2ND PUBLIC HEARING ADJUSTMENT DETAILS

	1ST PUBLIC HEARING	2ND PUBLIC HEARING	ADJUSTMENT	%
REVENUE ADJUSTMENTS				
NEW OR CHANGED REVENUES				
CONTRIBUTION FROM PORT AUTHORITY	700,000	450,000	(250,000)	-36%
FINAL ESTIMATE TO EXISTING REVENUES				
INTERFUND TRANSFER ADJUSTMENTS	42,475,564	44,371,735	1,896,171	4%
ROUNDING ADJUSTMENT	4,466,542	4,466,541	(1)	0%
NO ADJUSTMENT	788,769,716	788,769,716	-	0%
REVENUE ADJUSTMENTS Total	836,411,822	838,057,992	1,646,170	0.2%

EXPENDITURE ADJUSTMENTS

NEW OR CHANGED EXPENDITURE BUDGETS

ACCELERATE FLEET REPLACE 7 TO 5 YEARS (GENERAL)	812,152	1,154,179	342,027	42%
ACCELERATE FLEET REPLACE 7 TO 5 YEARS (TRANSPORT)	2,447,959	3,376,746	928,787	38%
BCC TRAVEL	9,500	25,000	15,500	163%
INCREASED MOWING CYCLES (LEISURE)	997,170	1,386,446	389,276	39%
INCREASED MOWING CYCLES (PUBLIC WORKS)	800,643	1,062,364	261,721	33%
INCREASED TREE TRIMMING CYCLES	460,748	860,748	400,000	87%
LEASED EQUIPMENT AT LANDFILL	1,042,144	967,000	(75,144)	-7%
UNANTICIPATED FLEET REPLACEMENT IN BUILDING DEPT	-	23,766	23,766	
ADDITIONAL FACILITIES MAINTENANCE FUNDING	2,154,448	2,871,452	717,004	33%

FINAL ESTIMATE TO EXISTING EXPENDITURE BUDGETS

FINAL IMPORT OF PERSONNEL DATA	133,857,263	133,649,804	(207,458)	0%
INTERFUND TRANSFER ADJUSTMENTS	42,475,564	44,371,735	1,896,171	4%
RESERVE ADJUSTMENT TO BALANCE FUND	229,124,329	226,078,850	(3,045,480)	-1%
ROUNDING ADJUSTMENT	688,637	688,637	0	0%

NO ADJUSTMENT	421,541,265	421,541,265	-	0%
EXPENDITURE ADJUSTMENTS Total	836,411,822	838,057,992	1,646,170	0.2%



COUNTYWIDE BUDGET SUMMARY

	FY18 ACTUALS	FY19 ADOPTED BUDGET	FY20 ADOPTED BUDGET	VARIANCE
PROPERTY TAX RATE (MILLS)				
COUNTYWIDE	4.8751	4.8751	4.8751	0.0000
ROADS MSTU	0.1107	0.1107	0.1107	0.0000
FIRE MSTU	2.3299	2.7649	2.7649	0.0000
VALUE OF A MILL (96%)				
COUNTYWIDE	29.4 M	31.8 M	34.3 M	2.5 M
ROADS MSTU	15.1 M	16.0 M	17.2 M	1.2 M
FIRE MSTU	21.2 M	22.8 M	24.5 M	1.7 M
01 SOURCES				
310 TAXES	71,994,367	71,979,800	73,495,300	1,515,500
311 AD VALOREM	204,074,546	219,944,719	236,898,563	16,953,844
320 PERMITS FEES & SPECIAL ASM	25,811,141	24,843,138	25,373,990	530,852
330 INTERGOVERNMENTAL REVENUE	62,058,779	60,874,476	62,527,514	1,653,038
340 CHARGES FOR SERVICES	124,551,922	130,092,506	134,830,867	4,738,361
350 JUDGEMENTS FINES & FORFEIT	1,037,397	1,005,500	907,500	(98,000)
360 MISCELLANEOUS REVENUES	17,603,581	13,940,388	13,018,114	(922,274)
380 OTHER SOURCES	3,606,731	891,000	1,220,000	329,000
CURRENT REVENUES	510,738,464	523,571,527	548,271,848	24,700,321
381 INTERFUND TRANSFERS IN	38,782,722	44,586,943	44,371,735	(215,208)
399 FUND BALANCE	-	224,889,418	245,414,409	20,524,991
01 SOURCES Total	549,521,186	793,047,888	838,057,992	45,010,104
02 USES				
510 PERSONNEL SERVICES	108,442,781	123,686,995	133,649,804	9,962,809
530 OPERATING EXPENDITURES	152,376,099	123,478,764	140,689,416	17,210,652
540 INTERNAL SERVICE CHARGES	36,498,735	39,416,110	43,411,759	3,995,649
550 COST ALLOCATION (CONTRA)	(36,053,959)	(39,416,110)	(43,411,759)	(3,995,649)
560 CAPITAL OUTLAY	61,714,810	68,267,073	90,726,981	22,459,908
570 DEBT SERVICE	21,604,330	28,015,345	27,911,142	(104,203)
580 GRANTS & AIDS	35,527,503	28,843,186	23,689,098	(5,154,088)
596 TRANSFERS TO CONSTITUTIONA	139,531,624	148,132,288	150,940,966	2,808,678
CURRENT EXPENDITURES	519,641,922	520,423,651	567,607,407	47,183,756
590 INTERFUND TRANSFERS OUT	38,782,722	44,586,943	44,371,735	(215,208)
599 RESERVES	-	228,037,294	226,078,850	(1,958,444)
02 USES Total	558,424,644	793,047,888	838,057,992	45,010,104

BUDGETARY BASIS AND ASSUMPTIONS

BUDGETARY BASIS/ASSUMPTIONS

The revenue and expenditure budget was prepared based on historical trends, legislative actions and available economic data. The budget meets federal and state requirements and implements Seminole County's policies and practices.

The Fiscal Year 2019/20 budget development assumptions are as follows:

Revenues:

- ✓ Maintain current operating millage rates for all Board of County Commissioner taxing districts:

Countywide - 4.8751 mills

Fire/Rescue Municipal Service Taxing Unit (MSTU) - 2.7649 mills

Unincorporated Road District MSTU - 0.1107 mills.

The General countywide millage rate of 4.8751 mills will generate \$12.2M in added property tax revenue due to an increase of 8.3% in countywide taxable property values.

The County/Municipal Fire District MSTU property tax rate of 2.7649 mills will generate \$4.6M in added property tax revenue due to a 7.8% increase in taxable property values.

The Unincorporated Road District MSTU tax rate of 0.1107 mills will generate an additional \$127K for local road projects due to an increase of 7.5% in taxable value for unincorporated Seminole County.

Countywide property values grew by 8.3% in 2019, with 6.2% attributed to growth in existing property values and 2.1% in new construction. Inclusive of the Countywide General Fund, County/Municipal Fire District and Unincorporated Road District millage, FY 2019/20 *ad valorem* revenue has increased \$17.0 million over FY 2018/19 adopted revenue.

- ✓ *Ad valorem* revenue estimates are budgeted and historically collected at 96% of the total property taxes levied by the Board of County Commissioners. The 4% property taxes levied that are not collected is due to discount incentives authorized by Florida Statutes for the early payment of property taxes prior to March 1st each year and other tax roll adjustments inclusive of Value Adjustment Board decisions made subsequent to the adopted budget.
- ✓ One-cent sales tax, half-cent sales tax, county revenue sharing, gas taxes and other locally levied taxes are projected based on current economic trends, historical receipts, legislative actions, and state estimates.
- ✓ The Seminole County Board of County Commissioners accounts for its deposits and investments in a pooled cash and investment account. Record low interest rates experienced over several years has greatly impacted interest revenue. FY 2019/20 investment income is not anticipated to yield a significant change from FY 2018/19. The FY 2018/2019 Adopted Budget was based on an annual investment yield of 2.0%, as is the FY 2019/2020 Proposed Budget.
- ✓ As approved by the Board of County Commissioners, water and sewer revenues are based on approved rate increases effective October 1, 2019, to support debt funding requirements, and to protect our existing debt and credit ratings.

BUDGETARY BASIS AND ASSUMPTIONS

Expenditures:

✓ Personal Services

- The General Fund personnel classifications are budgeted at less than 100% of the cost of a fully staffed workforce. The lapse budget is based upon a historical analysis of unused personal service budgets due to vacant positions and savings from re-hires. The County has experienced approximately a 4% vacancy rate in recent years.
- Retirement contribution rates are budgeted as established by state legislature effective July 1, 2019. The rate changes are as follows: 2.5% increase for Regular Class, 0.2% increase for Elected Officials, 4.0% increase for Special Risk, 5.6% increase for Senior Management, and 4.1% increase for DROP.

The rates effective July 1, 2019 by class are as follows:

	<u>Employer</u>	<u>Employee</u>
▪ Regular	8.47%	3%
▪ Elected Officials	48.82%	3%
▪ Special Risk	25.48%	3%
▪ Senior Management	25.41%	3%
▪ DROP	14.60%	0%

- FICA (Social Security) contributions are budgeted at the federal rate of 7.65%
- Health benefits are self-insured by the County. Rates are established annually based on experience of the program and funds available in the Health Insurance Fund. Rates are expected to increase due to higher anticipated claims.
- Workers compensation benefits are self-insured by the County for all employees except the Sheriff's Office. Rates by position class code are established annually based on the experience of the program, funds available in the Workers' Compensation Fund, and actuarial determined reserves to be retained. The total premium to be charged by the Workers' Compensation Fund is charged to individual cost centers, spreading the cost across applicable funding sources countywide. The rates used for budgeting are the same as the state's rates for all classifications.

✓ Operating Expenses:

- Departments developed base operating budgets consistent with current service levels, an examination of previous years' expenditures, and an assessment of operational options.
- Departments were requested to maintain service levels while minimizing increases to operating budgets.
- Requests for additional resources deemed critical to operations were considered on an individual basis.

BUDGETARY BASIS AND ASSUMPTIONS

✓ Operating Cost Allocation:

- Full costing concepts were employed to a significant extent in the budget to allocate/appropriate centralized support service expenditures of the County to the programs utilizing the services; spreading the costs across funding sources countywide based on use.
- Fleet, Facilities, and Technology Renewal and Replacement requests are reviewed and prioritized annually based on a BCC approved 5-Year plan and funding availability. Transfers to these funds are being made to cover only FY 2019/20 budget requests.

✓ Constitutional Officers Budgets:

- Budgets for Constitutional Officers were submitted in accordance with Florida Statutes by the individual officers and incorporated into the budget for consideration by the Board, except for the Tax Collector's Office whose budget is based on property tax revenue.

✓ Property/Liability Insurance:

- The County is self-insured up to certain thresholds for property losses and liability claims. Rates are established annually based on total insured value of property and historical liability claims experience. The total premium charged by the Property/Liability Fund is spread across the following funds:

General Fund	44%	Water & Sewer	16%
Transportation	15%	Solid Waste	7%
Fire	17%	Other	1%

✓ Capital Equipment:

- Departments provided justification for all capital equipment needs such as fleet and specialized equipment purchases. Practical needs are first met with available current inventory before replacement through purchase.

✓ Capital Improvements and Carryforward:

- Capital infrastructure needs were prioritized and presented with detailed descriptions, justification, cost estimates, and identifiable funding. Submission of needs is made in the form of a five-year plan that includes the current year's budget, four years out and future needs. Available project balances from the current year will be carried forward after September 30, 2019.

✓ Grant Funding and Equipment Carryforward:

- Operating grant funding included in the current year with unexpended balances as of September 30th can be carried forward as part of the final adopted budget based on the terms of the agreements and estimated unspent budget.
- Funding for specific equipment items included in the current year budget which are not anticipated to be purchased or received by September 30th will be brought forward and reestablished in the following year as an amendment to the budget posted in December.

In all cases, the inclusion of carryforward funds will not affect ending reserves.

BUDGETARY BASIS AND ASSUMPTIONS

Reserves:

- It is essential that the county maintain adequate levels of reserves across all funds as a protection to taxpayers to mitigate current and future risks (revenue shortfalls and unanticipated expenditures). Fund balance levels are also a crucial consideration in long-term financial planning. Focus is placed on maintaining Reserves at a fiscally prudent level, which will allow for future funding needs, while still providing current services at a reasonable cost.



COUNTYWIDE MILLAGE SUMMARY

	ADOPTED MILLAGE RATES BY FISCAL YEAR				ADOPTED 2019/20
	<u>2015/16</u>	<u>2016/17</u>	<u>2017/18</u>	<u>2018/19</u>	
COUNTYWIDE					
GENERAL FUND	4.8751	4.8751	4.8751	4.8751	4.8751
SPECIAL DISTRICTS					
UNINCORPORATED ROAD MSTU	0.1107	0.1107	0.1107	0.1107	0.1107
FIRE/RESCUE MSTU	2.3299	2.3299	2.7649	2.7649	2.7649
TOTAL SPECIAL DISTRICTS	2.4406	2.4406	2.8756	2.8756	2.8756
TOTAL BCC APPROVED	7.3157	7.3157	7.7507	7.7507	7.7507
OTHER COUNTYWIDE TAXING AUTHORITIES					
*SCHOOL BOARD	7.1490	6.8570	6.5690	6.3130	6.1330
SCHOOL BOARD VOTED MILLAGE	0.7000	0.7000	0.0000	0.0000	0.0000
TOTAL SCHOOL BOARD	7.8490	7.5570	6.5690	6.3130	6.1330
ST. JOHNS RIVER WATER	0.3023	0.2885	0.2724	0.2562	0.2417
TOTAL OTHER AGENCIES	8.1513	7.8455	6.8414	6.5692	6.3747

Fiscal Year	Countywide	Roads	Fire	Total BCC Approved
2014/15	4.8751	0.1107	2.3299	7.3157
2013/14	4.8751	0.1107	2.3299	7.3157
2012/13	4.8751	0.1107	2.3299	7.3157
2011/12	4.8751	0.1107	2.3299	7.3157
2010/11	4.8751	0.1107	2.3299	7.3157
2009/10	4.9000	0.1107	2.3299	7.3406
2008/09	4.5153	0.1107	2.3299	6.9559
2007/08	4.3578	0.1068	2.3299	6.7945
2006/07	4.9989	0.1228	2.6334	7.7551
2005/06	4.9989	0.1228	2.6334	7.7551
2004/05	4.9989	0.1228	2.6334	7.7551
2003/04	4.9989	0.1228	2.6334	7.7551
2002/03	4.9989	0.1228	2.6334	7.7551
2001/02	4.9989	0.6591	2.0971	7.7551
2000/01	4.9989	0.6591	2.0971	7.7551

FIVE YEAR GROSS TAXABLE VALUE COMPARISON

FY 2015/16		FY 2016/17		FY 2017/18		FY 2018/19		*FY 2019/20	
AMOUNT	% OF Change	AMOUNT	% OF Change	AMOUNT	% OF Change	AMOUNT	% OF Change	AMOUNT	% OF Change

COUNTYWIDE:

Prior Year Gross Taxable Value	\$25,604,515,399		\$27,067,363,033		\$28,539,863,025		\$30,572,694,169		\$32,992,717,663	
Reappraisals	\$1,124,849,503	4.39%	\$1,131,030,305	4.18%	\$1,634,137,545	5.73%	\$1,889,117,042	6.18%	\$2,037,591,707	6.17%
Taxable Value without New Construction	\$26,729,364,902		\$28,198,393,338		\$30,174,000,570		\$32,461,811,211		\$35,030,309,370	
New Construction	\$337,998,131	1.32%	\$341,469,687	1.26%	\$398,693,599	1.40%	\$530,906,452	1.74%	\$684,669,958	2.08%
Gross Taxable Value	\$27,067,363,033	5.71%	\$28,539,863,025	5.44%	\$30,572,694,169	7.13%	\$32,992,717,663	7.92%	\$35,714,979,328	8.25%

UNINCORPORATED ROAD IMPROVEMENTS (MSTU)

Gross Taxable Value (Prior Year)	\$13,272,597,388		\$13,978,137,571		\$14,752,369,807		\$15,661,722,908		\$16,646,459,602	
Reappraisals	\$573,244,073	4.32%	\$556,811,693	3.98%	\$783,504,060	5.31%	\$865,902,695	5.53%	\$1,136,707,887	6.83%
Taxable Value without New Construction	\$13,845,841,461		\$14,534,949,264		\$15,535,873,867		\$16,527,625,603		\$17,783,167,489	
New Construction	\$132,296,110	1.00%	\$217,420,543	1.56%	\$125,849,041	0.85%	\$118,833,999	0.76%	\$118,833,999	0.71%
Gross Taxable Value	\$13,978,137,571	5.32%	\$14,752,369,807	5.54%	\$15,661,722,908	6.16%	\$16,646,459,602	6.29%	\$17,902,001,488	7.54%

FIRE RESCUE (MSTU)

Gross Taxable Value (Prior Year)	\$17,483,494,957		\$19,573,938,473		\$20,648,962,613		\$22,054,702,490		\$23,676,984,127	
Reappraisals	\$771,631,663	4.41%	\$821,983,108	4.20%	\$1,169,465,092	5.66%	\$1,301,637,698	5.90%	\$1,522,329,324	6.43%
Taxable Value without New Construction	\$18,255,126,620		\$20,395,921,581		\$21,818,427,705		\$23,356,340,188		\$25,199,313,451	
New Construction	\$171,149,862	0.98%	\$253,041,032	1.29%	\$236,274,785	1.14%	\$320,643,939	1.45%	\$320,643,939	1.35%
Casselberry Fire	\$1,147,661,991	6.57%		0.01%		0.01%				
Gross Taxable Value	\$19,573,938,473	11.96%	\$20,648,962,613	5.50%	\$22,054,702,490	6.81%	\$23,676,984,127	7.35%	\$25,519,957,390	7.78%

Excluding FY 2019/20, gross taxable values are from the Property Appraiser's 403V Final Revised Recapitulation of Ad Valorem Assessment Roll.

New construction is from the DR420 Certification of Taxable Values.

*FY 2019/20 valuations reflect the Property Appraiser's DR420 Preliminary Certification Of Taxable Values as of June 20, 2019.

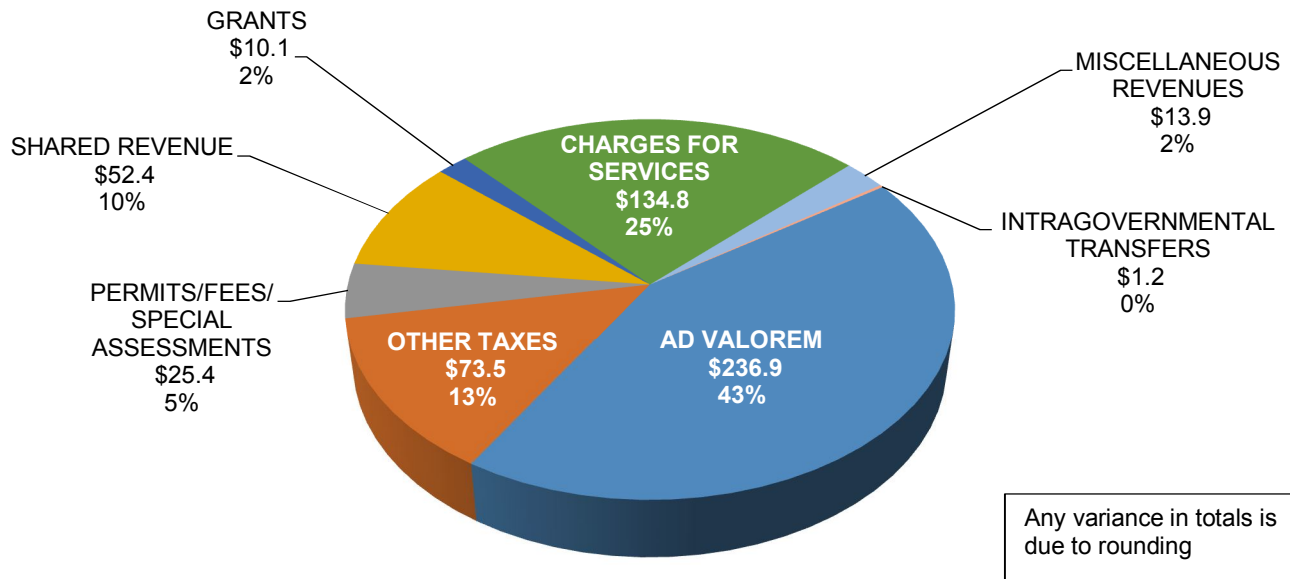
BUDGETARY SOURCES OF FUNDS

The Countywide budget for Seminole County is funded by a variety of sources. This chart is intended to provide an overall view of the types of sources utilized for the annual budget, the funding amounts generated, and the percentages of the total budget reflected. Detailed descriptions of the types of sources represented are also included.

This chart reflects total revenues which include current year collections and recurring sources of funding. Beginning fund balance and transfers are excluded from this view.

FY 2019/20 Total Revenues \$ 548.3 Million

(Excludes Fund Balance and Transfers)



Recurring Sources of Funding

Ad Valorem – A tax levied on the assessed value (net of any exemptions) of real and personal property. This is referred to as “property tax”.

Other Taxes – Other tax revenues collected by the County, including gas taxes, utility taxes, tourist development taxes and other miscellaneous taxes.

Special Assessments / Fees – A special assessment is a compulsory levy imposed on certain properties to defray part or all of the cost of a specific improvement or service deemed to primarily benefit those properties. Fees are charges imposed by the County to pay the cost of providing a service or facility or regulating an activity. An impact fee is financial contributions imposed by the County on developers or builders to pay for capital improvements within the community which are necessary to service/accommodate the new development.

Shared Revenue - Revenues assessed and collected by government entities and shared with other government entities. The largest portion of State Shared Revenues is sales and gas taxes; locally shared revenues are Community Redevelopment Agency (CRA) contributions.

Grants - A contribution of assets (usually cash) by one governmental unit or other organization to the County for a specified purpose.

BUDGETARY SOURCES OF FUNDS

Charges for Services – These are charges for specific governmental and proprietary services provided to specific individuals/ entities and are internal to the County. These charges include water and sewer services, landfill charges, court costs and other user charges.

Miscellaneous Revenues – Other current year revenues not included in the categories listed above. These revenues include fines and forfeitures, interest received on investments held by the County and other incidental fees/reimbursements.

Intragovernmental Revenues – Excess revenues or transfers to constitutional officers returned to the County. While this revenue is not by definition current revenue, it is an annual source used to offset the cost of countywide services for the Tax Collector, Sheriff, Clerk of Court, Property Appraiser and Supervisor of Elections. It is budgeted as current revenue to minimize the impact of elected official budgets on the County budget.

Other Sources (Not included in chart)

Beginning Fund Balance – Estimated balances remaining from the previous fiscal year; resulting from unanticipated revenues, unexpended appropriations, and the previous year's Reserves.

Transfers – Transfers between individual funds of the County which are not repayable and are not considered charges for goods or services. These represent a “double counting” of revenues and correspond to an equal amount of interfund expenditures.

COUNTYWIDE SUMMARY OF SOURCES

ACCOUNT MAJOR - MINOR - OBJECT	FY17 ACTUALS	FY18 ACTUALS	FY19 ADOPTED BUDGET	FY20 ADOPTED BUDGET	%
310 TAXES					
311 AD VALOREM	182,186,044	204,074,546	219,944,719	236,898,563	7.7%
311100 AD VALOREM-CURRENT	182,004,994	204,012,556	219,783,219	236,737,063	7.7%
311200 AD VALOREM-DELINQUENT	181,051	61,990	161,500	161,500	0.0%
312 LOC GAS TX (6 CENTS ROADS)	8,044,587	8,085,172	8,393,500	8,150,000	-2.9%
312410 LOCAL OPTION GAS TAX (6c)	8,044,587	8,085,172	8,391,000	8,150,000	-2.9%
312415 LOCAL ALTERNATIVE FUEL TAX	-	0	2,500	0	-100.0%
313 LOC GAS TX (9TH CENT MASS)	2,273,402	2,284,843	2,305,000	2,300,000	-0.2%
312300 LOCAL OPTION GAS TAX (1c MASS TR/	2,273,402	2,284,843	2,305,000	2,300,000	-0.2%
315 TOURISM TAX	5,275,894	5,797,653	5,600,000	5,700,000	1.8%
312120 TOURIST DEVELOPMENT TAX	5,275,894	5,797,653	5,600,000	5,700,000	1.8%
317 UTILITY TAX	6,849,400	6,921,586	7,070,300	7,320,300	3.5%
314100 UTILITY TAX-ELECTRICITY	5,208,433	5,278,326	5,400,000	5,600,000	3.7%
314300 UTILITY TAX-WATER	1,396,440	1,385,172	1,420,000	1,450,000	2.1%
314400 UTILITY TAX-GAS	3,220	11,622	20,000	20,000	0.0%
314700 UTILITY TAX-FUEL OIL	109	123	300	300	0.0%
314800 UTILITY TAX-PROPANE	241,198	246,343	230,000	250,000	8.7%
318 COMMUNICATION SERVICE TAX	6,248,718	5,903,972	5,700,000	5,950,000	4.4%
315100 COMMUNICATION SERVICE TAX	6,248,718	5,903,972	5,700,000	5,950,000	4.4%
319 LOCAL BUSINESS TAX	448,327	467,380	500,000	475,000	-5.0%
316100 PROF/OCCUPATION/LOCAL BUS TAX	448,327	467,380	500,000	475,000	-5.0%
316 INFRASTRUCTURE SALES TAX	39,998,553	42,533,761	42,411,000	43,600,000	2.8%
312600 DISCRETIONARY SALES SURTAX	39,998,553	42,533,761	42,411,000	43,600,000	2.8%
310 TAXES Total	251,324,927	276,068,913	291,924,519	310,393,863	6.3%
320 PERMITS FEES & SPECIAL ASM					
322 BUILDING PERMITS	3,550,483	4,640,223	4,025,000	4,040,000	0.4%
322100 BUILDING PERMITS	2,524,583	3,452,615	3,000,000	3,000,000	0.0%
322102 ELECTRICAL	376,855	446,439	400,000	400,000	0.0%
322103 PLUMBING	247,415	295,016	240,000	250,000	4.2%
322104 MECHANICAL	300,585	323,000	300,000	300,000	0.0%
322106 WELLS	14,890	0	0	0	
322107 SIGNS	27,739	27,729	30,000	30,000	0.0%
322108 GAS	58,416	95,425	55,000	60,000	9.1%
323 FRANCHISE FEES	87,418	115,197	45,000	65,000	44.4%
323700 FRANCHISE FEES- SOLID WASTE	87,418	115,197	45,000	65,000	44.4%
324 IMPACT FEES	4,553,338	3,669,073	3,286,823	2,910,000	-11.5%
324110 IMPACT FEES RESID PUBLIC SAFET	72,188	93,219	75,000	90,000	20.0%
324120 IMPACT FEES COMM PUBLIC SAFET	85,333	132,101	90,000	80,000	-11.1%
324130 WINTER SPRINGS FIRE IMPCT FEES	580,172	29,520	0	0	
324140 CASSELBERRY FIRE IMPCT FEES	65,501	1,674	0	0	
324310 IMPACT FEES RESID TRANSPORTATI	940,559	942,354	828,000	840,000	1.4%
324320 IMPACT FEES COMM TRANSPORTATI	2,695,333	2,352,353	2,204,000	1,800,000	-18.3%
324610 IMPACT FEES RESID CULTURE	65,165	67,102	50,000	60,000	20.0%
324620 IMPACT FEES COMM CULTURE	49,086	50,750	39,823	40,000	0.4%
325 SPECIAL ASSESSMENTS MSBU	17,116,326	17,242,522	17,329,315	18,232,490	5.2%
325110 SPECIAL ASSESSMENT-CAPITAL	112,598	113,547	83,060	106,725	28.5%
325210 SPECIAL ASSESSMENT-SERVICE	17,003,728	17,128,975	17,246,255	18,125,765	5.1%
329 OTHER PERMITS	199,850	144,126	157,000	126,500	-19.4%

COUNTYWIDE SUMMARY OF SOURCES

ACCOUNT MAJOR - MINOR - OBJECT	FY17 ACTUALS	FY18 ACTUALS	FY19 ADOPTED BUDGET	FY20 ADOPTED BUDGET	%
329115 URBAN CHICKENS PERMIT	300	300	0	0	
329170 ARBOR PERMIT	5,500	6,676	7,000	6,500	-7.1%
329180 DREDGE/FILL PERMIT	750	3,750	0	0	
329190 ABANDONED PROPERTY REGISTRATIO	193,300	133,400	150,000	120,000	-20.0%
320 PERMITS FEES & SPECIAL ASM Total	25,507,416	25,811,141	24,843,138	25,373,990	2.1%
330 INTERGOVERNMENTAL REVENUE					
331 FEDERAL GRANTS	4,991,973	5,496,568	4,121,198	3,734,491	-9.4%
331100 ELECTION GRANTS	67,904	381,551	0	0	
331230 EMERGENCY MANAGEMENT	216,675	461,139	0	0	
331391 OTHER PHYSICAL ENV FED GRANTS	-	25,579	0	0	
331490 TRANSPORTATION REVENUE GRANT	543,591	17,373	0	0	
331501 TREASURY SUBSIDY	1,483,663	1,488,444	1,293,112	1,311,325	1.4%
331540 COMMUNITY DEVELOPMNT BLK GT	1,999,744	2,206,467	2,354,765	1,953,684	-17.0%
331690 FEDERAL GRANT HUMAN SERVICES	287,012	350,381	30,000	30,000	0.0%
331722 FEDERAL CULTURE & REC GRANT	6,005	0	0	0	
331820 ADULT DRUG COURT	328,347	385,279	443,321	439,482	-0.9%
331825 VETERANS TREATMENT COURT	59,031	180,355	0	0	
332 FEMA REIMBURSEMENTS	1,963,688	0	7,824,858	9,035,312	15.5%
331510 DISASTER RELIEF (FEMA)	1,963,688	0	7,824,858	9,035,312	15.5%
333 FED HOUSING GRANTS	993,103	1,433,486	1,373,827	1,442,635	5.0%
331550 EMERGENCY SHELTER GRANT	613,483	624,238	629,050	681,407	8.3%
331570 NEIGHBORHOOD STABILIZATION	(18,735)	172,067	10,000	10,000	0.0%
331590 HOME PROGRAM	398,355	637,181	734,777	751,228	2.2%
334 STATE GRANTS	4,896,427	3,230,904	293,959	328,959	11.9%
334200 EMS TRUST FUND GRANT	4,290	38,915	0	0	
334220 PUBLIC SAFETY GRANT	89,360	695,081	0	0	
334225 JUVENILE ASSESSMENT CTR GRANT	-	10,000	0	0	
334340 GARBAGE/SOLID WASTE	200,000	188,993	0	0	
334360 STORMWATER MANAGEMENT	315,983	1,241,819	0	0	
334392 OTHER PHYSICAL ENVIRONMENT	15,000	0	40,000	0	-100.0%
334490 TRANSPORTATION REV GRANT	2,626,395	61,848	0	0	
334499 FDOT LIGHTING AGREEMENT	14,399	23,481	0	75,000	
334690 PROSECUTION ALTERNATIVE	231,061	327,835	47,313	47,313	0.0%
334691 HRS/CDD CONTRACT	4,326	4,642	0	0	
334697 MOSQUITO CONTROL GRANT	1,235,671	473,820	41,646	41,646	0.0%
334710 AID TO LIBRARIES	159,943	164,471	165,000	165,000	0.0%
335 STATE SHARED REVENUES	9,957,329	10,397,433	10,445,000	11,000,000	5.3%
335120 STATE REVENUE SHARING	9,957,329	10,397,433	10,445,000	11,000,000	5.3%
336 OTHER STATE SHARED	4,866,368	5,907,451	3,878,884	3,952,967	1.9%
335130 INSURANCE AGENTS LICENSE	109,437	111,038	120,000	100,000	-16.7%
335140 MOBILE HOME LICENSES	32,918	36,286	33,000	30,000	-9.1%
335150 ALCOHOLIC BEVERAGE	126,735	159,648	140,000	150,000	7.1%
335160 PARI-MUTUAL DISTRIBUTION	446,500	446,500	446,500	446,500	0.0%
335210 FIREFIGHTERS SUPPLEMENT	69,431	175,324	139,800	135,000	-3.4%
335220 E911 WIRELESS	1,588,861	1,558,908	1,550,000	1,600,000	3.2%
335225 E911 NON WIRELESS	604,374	579,902	500,000	500,000	0.0%
335493 MOTOR FUEL TAX (REBATE)	158,267	60,292	135,000	150,000	11.1%
335520 SHIP PROGRAM REVENUE	1,642,739	2,694,497	729,584	756,467	3.7%

COUNTYWIDE SUMMARY OF SOURCES

ACCOUNT MAJOR - MINOR - OBJECT	FY17 ACTUALS	FY18 ACTUALS	FY19 ADOPTED BUDGET	FY20 ADOPTED BUDGET	%
335710 BOATING IMPROVEMENT FEES	87,107	85,056	85,000	85,000	0.0%
337 LOCAL GRANTS & REVENUES	602,128	922,452	539,750	358,150	-33.6%
337100 ECONOMIC INCENTIVE	252,300	427,047	440,750	282,500	-35.9%
337300 NPDES CITIES	-	0	27,000	75,650	180.2%
337900 LOCAL GRANTS & AIDS	349,828	495,404	72,000	0	-100.0%
338 CRA'S	2,286,899	2,582,464	0	0	
338410 TAX INCREMENTS-CITIES	850,230	943,186	0	0	
338420 TAX INCREMENTS COUNTY	1,436,669	1,639,277	0	0	
339 HALF CENT SALES TAX	24,866,111	26,437,431	26,665,000	26,965,000	1.1%
335180 HALF-CENT STATE SALES TAX	24,866,111	26,437,431	26,665,000	26,965,000	1.1%
314 STATE GAS TAX	5,536,716	5,650,592	5,732,000	5,710,000	-0.4%
335491 CONSTITUTION GAS TAX (2c STATE LE'	3,841,262	3,918,874	3,963,000	3,960,000	-0.1%
335492 COUNTY GAS TAX (1c STATE LEVY)	1,695,454	1,731,717	1,769,000	1,750,000	-1.1%
330 INTERGOVERNMENTAL REVENUE Total	60,960,743	62,058,779	60,874,476	62,527,514	2.7%
340 CHARGES FOR SERVICES					
341 GENERAL GOV'T FEES	2,426,110	2,594,151	2,401,550	3,079,413	28.2%
341160 COURT TECH FEE \$2	724,660	723,356	715,000	720,000	0.7%
341200 ZONING FEES	469,214	600,917	400,000	425,000	6.3%
341320 SCHOOL ADMIN FEE	183,357	216,001	150,000	170,000	13.3%
341350 ADMIN FEE - MSBU APPLICATION	8,588	1,100	1,200	1,200	0.0%
341357 ADMIN FEE - SOLID WASTE	555,000	567,000	617,000	617,000	0.0%
341358 ADMIN FEE - STREET LIGHTING	145,000	145,000	155,000	155,000	0.0%
341359 ADMIN FEE - MSBU FUNDS	37,220	40,800	49,350	36,030	-27.0%
341910 ADDRESSING FEES	23,235	20,625	20,000	25,000	25.0%
341920 NETWORK FEES	6,596	500	0	0	
343901 TOWER COMM FEES	110,149	112,483	120,000	110,000	-8.3%
343902 FIBER WAN FEES	9,506	17,165	20,000	18,000	-10.0%
343904 SVC CHGS-OTH PHYSICAL ENVIRON	17,708	29,363	53,000	53,000	0.0%
349100 SERVICE CHARGE-AGENCIES	109,327	92,646	75,000	244,594	226.1%
349200 CONCURRENCY REVIEW	20,220	22,505	20,000	20,000	0.0%
349210 FLOOD ZONE REVIEW	6,330	4,690	6,000	5,000	-16.7%
341321 REVENUE COLLECTIONS ADMIN FEE	-	0	0	30,089	
349220 CONSTRUCTION PLAN REVIEW	-	0	0	200,000	
349230 FIRE PERMIT PROCESSING FEE	-	0	0	5,000	
349240 PRE-APPLICATION FEE PLANNING	-	0	0	4,500	
349300 TECHNOLOGY SUBMITTAL FEE	-	0	0	200,000	
349250 ZONING PERMIT PROCESSING FEE	-	0	0	40,000	
342 INTERNAL SERVICE FEES	24,717,306	26,657,390	29,135,258	35,495,258	21.8%
341210 INTERNAL SERVICE FEES	4,306,257	4,158,078	5,255,258	5,255,258	0.0%
341220 BOCC INSURANCE EMPLOYER	14,408,352	16,174,301	17,000,000	23,200,000	36.5%
341230 BOCC INSURANCE EMPLOYEE	2,707,225	2,857,776	3,350,000	3,200,000	-4.5%
341240 BOCC INSURANCE RETIREE	1,109,083	1,098,508	1,400,000	1,200,000	-14.3%
341250 BOCC INSURANCE COBRA	15,559	27,812	40,000	60,000	50.0%
341260 TAX COLLECTOR INSURANCE	1,038,690	1,315,689	1,000,000	1,400,000	40.0%
341265 PROPERTY APPRAISER INSURANCE	835,691	753,408	800,000	880,000	10.0%
341270 SUPERVISOR OF ELECTIONS INSUR	185,496	168,992	180,000	200,000	11.1%
341280 PORT AUTHORITY INSURANCE	50,358	52,241	50,000	50,000	0.0%
341290 BOCC HEALTH PROGRAM	60,595	50,585	60,000	50,000	-16.7%

COUNTYWIDE SUMMARY OF SOURCES

ACCOUNT MAJOR - MINOR - OBJECT	FY17 ACTUALS	FY18 ACTUALS	FY19 ADOPTED BUDGET	FY20 ADOPTED BUDGET	%
343 SHERIFF REVENUES	7,980,636	8,950,801	9,463,556	5,412,256	-42.8%
341520 SHERIFFS FEES	440,817	505,724	469,000	476,256	1.5%
342100 REIMBURSEMENT - SHERIFF	3,097,063	4,111,606	4,816,356	0	-100.0%
342320 HOUSING OF PRISONERS-FED	2,898,288	2,680,944	2,649,000	2,675,000	1.0%
342330 INMATE FEES	330,793	424,267	317,000	1,122,000	253.9%
342390 HOUSING OF PRISONER-OTHER	36,752	41,484	35,000	28,000	-20.0%
342530 SHERIFF - IRON BRIDGE	219,200	222,400	227,200	223,000	-1.8%
342910 INMPOUND/IMMOBILIZATION	17,375	12,600	10,000	8,000	-20.0%
342920 SUPERVISOR - PAY	28,100	29,300	25,000	25,000	0.0%
348880 SUPERVISION - PROBATION	509,624	529,333	525,000	480,000	-8.6%
348991 TEEN COURT \$3	126,197	125,822	125,000	125,000	0.0%
348992 POLICE ED \$2 ASSESS	33,897	29,880	40,000	30,000	-25.0%
348993 CRIME PREVENTION	43,767	45,578	46,000	40,000	-13.0%
348994 TRAFFIC SURCHG DRUG ABUSE TRUS	83,452	76,342	69,000	60,000	-13.0%
348995 CRIM JUSTICE ED \$2.50	115,313	115,520	110,000	120,000	9.1%
344 PUBLIC SAFETY FEES	7,979,568	9,499,617	7,962,765	9,016,509	13.2%
342210 FIRE/EMS SERICES	449,090	131,019	36,900	74,434	101.7%
342410 E911 TELEPHONE FEES	14,907	0	0	0	
342430 EMERGENCY MGMT REVIEW FEE	3,043	2,700	4,000	4,000	0.0%
342515 INSPECTION FEE - ENVIRONMENT	137,550	107,333	85,000	85,850	1.0%
342516 AFTER HOURS INSPECTIONS	72,720	155,320	100,000	100,000	0.0%
342560 ENGINEERING	758,535	643,013	536,865	525,000	-2.2%
342590 REINSPECTIONS	280,435	433,270	250,000	275,000	10.0%
342600 PUBLIC SAFETY - FIRE PERMITS	219,340	249,597	215,000	212,000	-1.4%
342605 FIRE PERMITS-WS	23,100	15,029	15,000	5,000	-66.7%
342610 AMBULANCE TRANSPORT FEES	5,705,950	7,369,411	6,365,000	7,350,225	15.5%
342630 FIRE INSPECTION FEES	6,215	18,462	10,000	15,000	50.0%
342930 TRAINING CENTER FEE	120,055	153,128	135,000	150,000	11.1%
346400 ANIMAL CONTROL	188,627	221,335	210,000	220,000	4.8%
345 WATER & SEWER FEES	58,462,806	57,727,402	61,515,455	62,087,671	0.9%
343310 WATER UTILITY-RESIDENTIAL	22,168,443	21,237,248	23,367,247	23,156,242	-0.9%
343315 PRIVATE COMMERCIAL FIRE LINES	31,098	30,779	32,540	32,865	1.0%
343320 WATER UTILITY - BULK	143,928	139,302	150,470	153,479	2.0%
343330 METER SET CHARGES	224,809	277,201	188,912	190,801	1.0%
343340 METER RECONNECT CHARGES	463,407	440,793	509,059	514,150	1.0%
343350 CAPACITY MAINTENANCE-WTR	51,742	40,834	44,957	45,407	1.0%
343360 RECYCLED WATER	2,463,531	2,503,884	2,526,822	2,659,438	5.2%
343510 SEWER UTILITY-RESIDENTIAL	28,978,485	29,047,604	30,970,185	31,535,983	1.8%
343520 SEWER UTILITY - BULK	3,883,259	3,967,437	3,678,983	3,752,563	2.0%
343550 CAPACITY MAINTENANCE-SWR	54,106	42,319	46,280	46,743	1.0%
346 SOLID WASTE FEES	13,971,623	14,026,718	14,143,521	14,243,621	0.7%
343412 TRANSFER STATION CHARGES	10,761,031	10,516,350	10,919,789	10,727,729	-1.8%
343414 OSCEOLA LANDFILL CHARGES	2,272,548	2,553,925	2,318,227	2,605,259	12.4%
343415 WINTER PARK LANDFILL CHARGES	727,347	788,779	799,505	804,633	0.6%
343417 RECYCLING FEES	206,117	158,863	100,000	100,000	0.0%
343419 OTHER LANDFILL CHARGES	4,580	8,800	6,000	6,000	0.0%
347 TRANSPORTATION FEES	1,383,994	1,338,074	1,500,701	1,476,439	-1.6%
344910 SIGNALS/CHARGES FOR SERVICES	1,046,730	1,013,695	1,106,701	1,115,715	0.8%
344920 FIBER CONSTRUCTION AND MAINT	337,264	324,379	394,000	360,724	-8.4%

COUNTYWIDE SUMMARY OF SOURCES

ACCOUNT MAJOR - MINOR - OBJECT	FY17 ACTUALS	FY18 ACTUALS	FY19 ADOPTED BUDGET	FY20 ADOPTED BUDGET	%
348 PARKS & REC FEES	1,765,142	1,942,600	2,219,700	2,249,700	1.4%
347200 PARKS AND RECREATION	1,682,204	1,857,984	2,152,700	2,167,700	0.7%
347201 PASSIVE PARKS AND TRAILS	41,857	36,789	45,000	40,000	-11.1%
347301 MUSEUM FEES	1,426	2,237	2,000	2,000	0.0%
347501 YARBOROUGH NATURE CENTER	39,655	45,590	20,000	40,000	100.0%
349 COURT FEES	1,804,897	1,815,170	1,750,000	1,770,000	1.1%
348921 COURT INNOVATIONS	99,393	102,113	100,000	105,000	5.0%
348922 LEGAL AID	99,393	102,113	100,000	105,000	5.0%
348923 LAW LIBRARY	99,393	102,113	100,000	105,000	5.0%
348924 JUVENILE ALTERNATIVE PROGRAMS	99,393	102,113	100,000	105,000	5.0%
348930 STATE COURT FACILITY SURCHARGE	1,407,326	1,406,718	1,350,000	1,350,000	0.0%
340 CHARGES FOR SERVICES Total	120,492,081	124,551,922	130,092,506	134,830,867	3.6%
350 JUDGEMENTS FINES & FORFEIT					
343 SHERIFF REVENUES	428,181	368,228	266,500	247,500	-7.1%
351500 TRAFFIC CT PARKING FINES	2,310	2,325	2,500	2,500	0.0%
351910 CONFISCATIONS	151,514	107,013	0	0	
359901 ADULT DIVERSION	267,361	251,105	260,000	240,000	-7.7%
359902 COMMUNITY SVC INSURANCE	6,995	7,785	4,000	5,000	25.0%
351 JUDGEMENTS & FINES	619,554	602,403	739,000	660,000	-10.7%
351700 INTERGOVT RADIO PROGRAM	401,492	410,450	450,000	410,000	-8.9%
352100 LIBRARY	162,295	158,783	139,000	140,000	0.7%
354200 CODE ENFORCEMENT	55,767	33,170	150,000	110,000	-26.7%
361 INTEREST	66,478	66,766	0	0	
359903 ADULT DRUG COURT	66,478	66,766	0	0	
350 JUDGEMENTS FINES & FORFEIT Total	1,114,213	1,037,397	1,005,500	907,500	-9.7%
360 MISCELLANEOUS REVENUES					
343 SHERIFF REVENUES	657,278	803,799	755,644	178,100	-76.4%
361133 INTEREST-SHERIFF	6,295	13,677	35,644	10,000	-71.9%
369912 MISCELLANEOUS - SHERIFF	650,983	790,121	720,000	168,100	-76.7%
345 WATER & SEWER FEES	4,524,407	2,251,306	1,684,639	1,695,000	0.6%
366400 ENTERPRISE CONTRIBUTIONS	4,524,407	2,251,306	1,684,639	1,695,000	0.6%
346 SOLID WASTE FEES	234,301	194,880	253,895	254,000	0.0%
365101 METHANE GAS SALES	234,301	194,880	253,895	254,000	0.0%
361 INTEREST	3,838,385	7,684,443	8,403,956	8,223,060	-2.2%
361100 INTEREST ON INVESTMENTS	3,784,666	7,587,309	8,368,906	8,167,010	-2.4%
361132 INTEREST-TAX COLLECTOR	19,328	49,137	50	50	0.0%
361200 INTEREST-STATE BOARD ADM	1,249	2,847	0	0	
361400 INTEREST-TOURIST DEVLPMNT FUND	33,141	45,149	35,000	56,000	60.0%
364 FIXED ASSET SALES	865,244	183,493	515,932	416,032	-19.4%
364100 FIXED ASSET SALE PROCEEDS	865,244	183,493	515,932	416,032	-19.4%
366 DONATIONS	2,771,542	1,766,967	150,000	145,000	-3.3%
366100 CONTRIBUTIONS & DONATIONS	2,770,170	1,765,745	150,000	145,000	-3.3%
366175 SEMINOLE COUNTY HEROES MEMORI	100	400	0	0	
366270 MEMORIAL TREE DONATIONS	1,272	822	0	0	
368 PORT AUTHORITY	500,000	700,000	700,000	450,000	-35.7%
366101 CONTRIBUTIONS PORT AUTHORITY	500,000	700,000	700,000	450,000	-35.7%
369 MISCELLANEOUS REVENUES	2,083,112	4,018,693	1,476,322	1,656,922	12.2%

COUNTYWIDE SUMMARY OF SOURCES

ACCOUNT MAJOR - MINOR - OBJECT	FY17 ACTUALS	FY18 ACTUALS	FY19 ADOPTED BUDGET	FY20 ADOPTED BUDGET	%
362100 RENTS AND ROYALTIES	53,395	57,615	64,321	60,121	-6.5%
363221 LAW ENFORCEMENT IMPACT FEE	200	75	0	0	
363400 TRANSPORTATION IMPACT FEE	-	1,271	0	0	
367150 PAIN MANAGEMENT CLINIC LICENSE	1,200	2,000	0	0	
369100 TAX DEED SURPLUS	2,204	0	0	0	
369120 SHIP MORTGAGE PRINCIPAL	161,304	119,613	0	0	
369310 INSURANCE PROCEEDS	30,522	83,180	7,725	7,802	1.0%
369400 REIMBURSEMENTS	25,942	128,365	0	0	
369900 MISCELLANEOUS-OTHER	574,097	1,012,814	574,076	659,349	14.9%
369910 COPYING FEES	72,081	59,059	55,000	56,000	1.8%
369911 MAPS AND PUBLICATIONS	-	35	200	200	0.0%
369920 MISCELLANEOUS-ELECTION	16	98	4,000	200	-95.0%
369925 CC CONVENIENCE FEES	312,932	345,805	201,000	203,250	1.1%
369930 REIMBURSEMENTS	226,170	1,521,097	155,000	155,000	0.0%
369935 REIMBURSEMENTS - REBATES	471,290	515,359	300,000	400,000	33.3%
369940 REIMBURSEMENTS - RADIOS	151,758	161,643	115,000	115,000	0.0%
369950 NSP RESALES/PROGRAM INCOME	-	10,665	0	0	
360 MISCELLANEOUS REVENUES Total	15,474,269	17,603,581	13,940,388	13,018,114	-6.6%
380 OTHER SOURCES					
381 INTERFUND TRANSFER IN	33,449,912	38,782,722	44,586,943	44,371,735	-0.5%
381100 TRANSFER IN	33,449,912	38,782,722	44,586,943	44,371,735	-0.5%
386 CONSTITUTIONAL EXCESS FEES	3,963,145	3,606,731	891,000	1,220,000	36.9%
386200 EXCESS FEES-CLERK	325,879	5,850	0	200,000	
386300 EXCESS FEES-SHERIFF	341,397	529,521	0	100,000	
386400 EXCESS FEES-TAX COLLECTOR	2,988,908	2,781,951	651,000	620,000	-4.8%
386500 EXCESS FEES-PROP APPRAISER	92,025	134,772	20,000	100,000	400.0%
386700 EXCESS FEES SUPERVISOR OF ELEC	214,936	154,636	220,000	200,000	-9.1%
380 OTHER SOURCES Total	37,413,057	42,389,452	45,477,943	45,591,735	0.3%
399 FUND BALANCE					
399 FUND BALANCE	-	0	224,889,418	245,414,409	9.1%
399999 BEGINNING FUND BALANCE	-	0	224,889,418	245,414,409	9.1%
399 FUND BALANCE Total	-	0	224,889,418	245,414,409	9.1%
Grand Total	512,286,706	549,521,186	793,047,888	838,057,992	5.7%

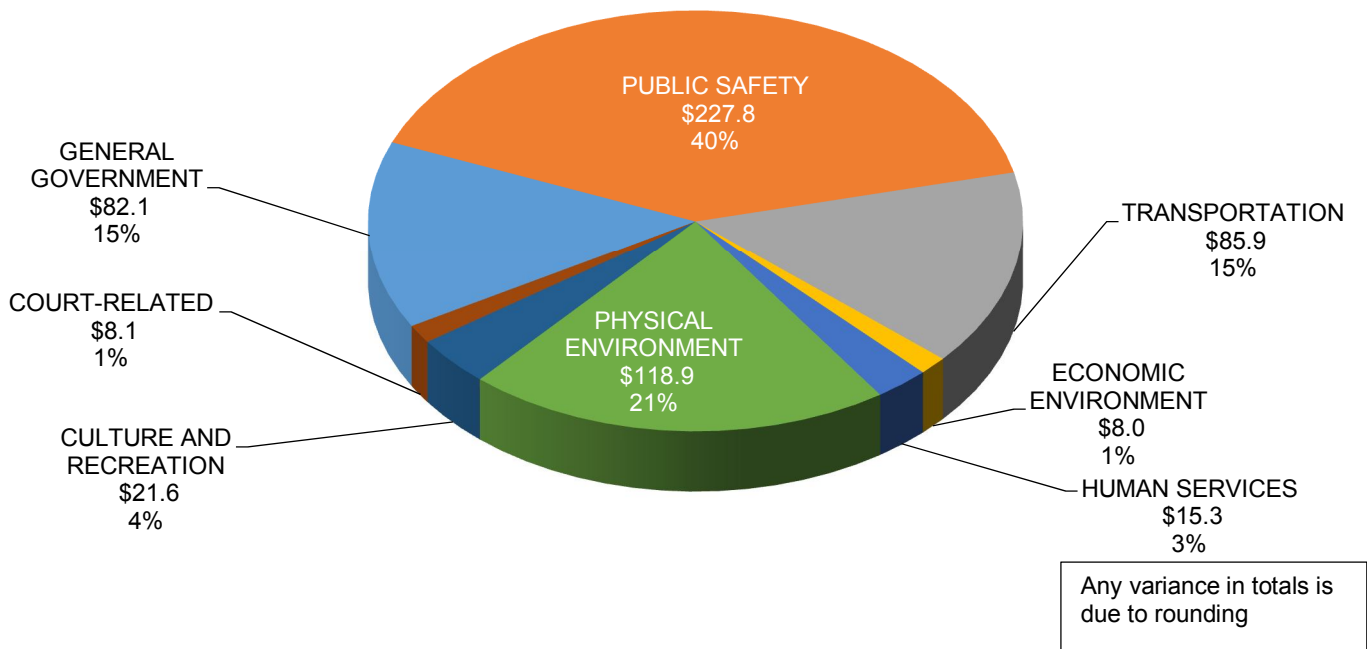
BUDGETARY USES BY FUNCTION

The County provides a variety of services to its citizens to ensure health, safety and quality of life. The following pie chart is a summary of the County's total operating and capital spending plan for FY 2019/20 by category of service. The use categories are State-defined as a means of establishing consistency in reporting for local governmental entities. An explanation for each state-designated use category is detailed following the chart, along with a discussion of the various types of services provided within the applicable category and the associated costs.

Note that County Debt expenditures are included in the chart as part of the service area benefited by the debt. This view excludes appropriations of operating transfers to other funds and estimated reserves; representing the proposed operating and capital spending plan for the upcoming fiscal year.

FY 2019/20 Total Budget \$ 567.6 Million

(Excludes Reserves and Transfers)



General Government - Services provided by the County for the benefit of the public and the governmental body as a whole. This category includes approximately \$18.5M allocated to the Constitutional Officers for tax collection, property appraisal, election functions and record keeping and accounting for the Board's operations. County Administration (BCC, Attorney, County Management, Human Resources, Purchasing, Office of Management and Budget, Office of Organizational Excellence) represent less than \$1M and Countywide Planning and Zoning services are estimated at \$7.5M. Approximately \$7M is designated for property management and maintenance of buildings and \$2M for internal services (fleet, mail, printing, and technology). Approximately \$36M is allocated for health insurance, workers compensation claims and other general liability obligations.

Public Safety - Services provided by the County for the safety and security of the public, including approximately \$134M allocated for law enforcement, jail operations, and for the Sheriff to provide security to the judicial courts. Around \$80M is allocated for fire/rescue, 911, and other emergency service operations. Nearly \$2.6M is allocated for animal related services. Funding is also provided for juvenile

BUDGETARY USES BY FUNCTION

detention, the Medical Examiner and services related to assuring homes and commercial facilities are safe for the citizens.

Physical Environment - Functions performed by the County to achieve a satisfactory living environment by controlling and utilizing elements of the environment for the community as a whole, including: approximately \$87M allocated to providing citizens and businesses with water, sewer, and landfill operations. Approximately \$21M is allocated for garbage collection / disposal services, street lighting, aquatic weed control, and other Municipal services to unincorporated residents. The remainder is allocated to protect the water quality of our lakes and other water bodies and for the construction of stormwater related infrastructure.

Transportation – Appropriations for the development and improvement of the safe and adequate flow of vehicles, travelers and pedestrians including: road and street facilities, water transportation systems, mass transit, and parking facilities. Approximately \$55M is designated to road related capital projects (see Projects Section for detail of all projects). Approximately \$15.5M is allocated to repairing/ maintaining roads, rights-of-ways, medians, bridges, stormwater infrastructure, and trails. Approximately \$6M is provided for traffic operations; including items such as signals, roadway stripping, and signs. Over \$8.5M is allocated for public transportation to support public transportation services within the County.

Economic Environment – Funding is used to develop and improve the economic condition of the community and its citizens. Approximately \$3M is allocated for local tourism activities.

Human Services – Funding is provided for public assistance programs, care for veteran services, indigent persons, and services for the care, treatment and control of human illness, injury or handicap. The County spends approximately \$15M in grants and other revenue for these services.

Culture and Recreation – Cost of providing and maintaining cultural and recreational facilities and activities for the benefit of citizens and visitors, including: libraries, parks and recreation, and other cultural and recreation services. Approximately \$7M is allocated to the County Library System and Museum. Approximately \$12M is allocated to parks/trails/natural lands, and a Sports Complex.

Court-Related – The County provides support for the State's Court System. Approximately \$6M is dedicated annually for facility maintenance and debt associated with the County's state mandated responsibility to provide court facilities. Nearly \$2M is expended for other court support programs.

Other Appropriations (not included in this chart):

Transfers – Transfers between individual funds of a governmental unit are not repayable, nor considered charges for goods or services. These expenditures (transfers out) correspond to an equal amount of interfund revenue (transfers in). See detailed transfers in the Countywide section of this book.

Reserves – Reserves represent funding that is not appropriated for expenditure within the representative fund. Reserves must be used in accordance with the funding intent (i.e. legally restricted for a specific purpose or available for general appropriation). See detailed Reserves in the Countywide section of this book.

COUNTYWIDE SUMMARY OF USES

BY FUNCTION / PROGRAM

EXCLUDES INTERNAL SERVICE CHARGES AND CONTRAS	FY17 ACTUALS	FY18 ACTUALS	FY19 ADOPTED BUDGET	FY20 ADOPTED BUDGET	%
51 GENERAL GOVERNMENT					
01 ANIMAL SERVICES	-	0	0	54,365	
01 BENEFITS	19,649,215	23,504,466	24,289,497	30,731,784	26.5%
01 BOARD OF COUNTY COMMISSIONERS	1,041,291	1,026,029	1,152,645	1,177,965	2.2%
01 COMMUNITY INFORMATION	571,562	555,198	593,355	783,446	32.0%
01 COUNTY ATTORNEY	1,351,221	1,553,526	1,550,407	1,931,048	24.6%
01 COUNTY MANAGER	1,052,020	1,084,651	2,507,901	1,375,914	-45.1%
01 ECONOMIC DEV & COMMUNITY RE	15,244	0	0	0	
01 HUMAN RESOURCES	842,824	817,899	964,623	1,008,967	4.6%
01 OFFICE OF ORGANIZATIONAL EX	133,744	140,788	149,238	258,665	73.3%
01 TELECOMMUNICATIONS	-	0	0	33,213	
02 CLERK OF THE COURT	2,748,837	2,913,753	3,030,151	3,260,540	7.6%
02 PROPERTY APPRAISER	4,932,730	5,064,411	5,071,738	5,375,720	6.0%
02 SUPERVISOR OF ELECTIONS	3,937,137	2,944,839	2,821,189	3,904,636	38.4%
02 TAX COLLECTOR	6,743,456	7,050,289	7,661,935	8,175,000	6.7%
04 GREENWAYS & NATURAL LANDS	-	41,408	0	0	
04 PARKS & RECREATION	-	0	0	35,273	
07 CAPITAL PROJECTS DELIVERY	-	0	0	0	
07 FACILITIES	9,639,820	9,605,937	9,404,778	12,053,851	28.2%
07 FLEET MANAGEMENT	6,699,184	7,931,527	9,274,982	8,619,832	-7.1%
07 MOSQUITO CONTROL	5,838	0	0	0	
09 SW-COMPLIANCE & PROGRAM MAN	-	0	0	0	
11 BUILDING	2,894,367	3,325,660	4,439,412	4,607,909	3.8%
11 DEV SVCS BUSINESS OFFICE	435,316	392,429	600,260	615,439	2.5%
11 PLANNING AND DEVELOPMENT	1,361,163	1,364,878	1,503,333	1,792,336	19.2%
14 DOC & RECORDS RETENTION MGMT	856,356	758,217	929,700	831,468	-10.6%
14 ENTERPRISE ADMINISTRATION	603,899	549,369	806,361	884,354	9.7%
14 ENTERPRISE SOFTWARE DEVELOP	1,156,473	1,256,111	1,637,031	2,095,063	28.0%
14 GEOGRAPHIC INFORMATION SYST	476,101	485,248	513,891	578,008	12.5%
14 IS BUSINESS OFFICE	372,008	333,381	359,567	538,700	49.8%
14 NETWORK & COMM SERVICES	1,325,627	1,720,059	2,219,639	2,315,681	4.3%
14 WORKSTATION SUPPORT & MAINT	1,783,831	1,843,772	2,020,826	3,096,679	53.2%
18 CENTRAL CHARGES	1,025,247	978,352	1,408,158	1,223,789	-13.1%
18 MAIL SERVICES	298,847	406,156	452,182	485,618	7.4%
18 OFFICE OF MANAGEMENT & BUDG	647,927	711,439	1,167,576	1,348,148	15.5%
18 PRINTING SERVICES	89,919	119,110	174,803	174,611	-0.1%
18 PURCHASING AND CONTRACTS	1,053,401	1,081,723	1,161,120	1,316,905	13.4%
18 RECIPIENT AGENCY GRANTS	-	291,118	0	30,089	
18 RESOURCE MGT - BUSINESS OFF	426,858	369,312	381,617	378,987	-0.7%
18 RISK MANAGEMENT	4,455,150	4,438,665	5,016,921	5,159,233	2.8%
99-REVENUES-RESERVES-TRANSFERS	-	0	0	1,781,375	
51 GENERAL GOVERNMENT Total	78,626,613	84,659,721	93,264,838	108,034,609	15.8%
52 PUBLIC SAFETY					
01 ANIMAL SERVICES	1,899,143	2,024,345	2,481,468	2,289,651	-7.7%
01 E-911	2,486,269	2,009,555	2,114,942	2,374,267	12.3%
01 EMERGENCY MANAGEMENT	988,366	1,060,104	425,049	790,396	86.0%
01 TELECOMMUNICATIONS	2,481,373	3,169,814	2,938,539	3,422,916	16.5%
02 CLERK OF THE COURT	-	0	10,000	0	-100.0%
02 PROPERTY APPRAISER	529,124	556,340	707,340	763,042	7.9%

COUNTYWIDE SUMMARY OF USES

BY FUNCTION / PROGRAM

EXCLUDES INTERNAL SERVICE CHARGES AND CONTRAS	FY17 ACTUALS	FY18 ACTUALS	FY19 ADOPTED BUDGET	FY20 ADOPTED BUDGET	%
02 SHERIFF'S OFFICE	120,429,224	122,507,171	131,353,535	132,158,613	0.6%
02 TAX COLLECTOR	229,185	290,569	315,000	340,000	7.9%
05 EMERGENCY COMMUNICATIONS	2,312,974	2,954,088	2,805,559	2,839,658	1.2%
05 EMS PERFORMANCE MANAGEMENT	252,851	351,874	286,183	332,056	16.0%
05 EMS/FIRE/RESCUE	53,286,406	57,587,334	59,727,747	65,221,162	9.2%
05 FIRE PREVENTION BUREAU	763,346	800,272	1,032,563	965,354	-6.5%
06 COUNTY ASSISTANCE PROGRAMS	873,505	1,158,181	1,300,000	1,211,000	-6.8%
07 CAPITAL PROJECTS DELIVERY	-	10,000	0	0	
07 FACILITIES	6,627	182,630	147,350	218,318	48.2%
07 FLEET MANAGEMENT	-	0	0	0	
11 BUILDING	20,928	66,072	317,605	144,516	-54.5%
14 NETWORK & COMM SERVICES	-	55,191	41,329	35,146	-15.0%
18 CENTRAL CHARGES	5,036,527	5,039,350	5,045,708	5,043,051	-0.1%
18 RESOURCE MGT - BUSINESS OFF	4,590	173,226	0	0	
99-REVENUES-RESERVES-TRANSFERS	-	0	0	396,390	
52 PUBLIC SAFETY Total	191,600,438	199,996,116	211,049,915	218,545,534	3.6%
53 PHYSICAL ENVIRONMENT					
07 CAPITAL PROJECTS DELIVERY	-	0	0	4,944,467	
07 ENGINEERING PROF SUPPORT	-	0	112,500	0	-100.0%
07 FACILITIES	92,009	129,862	92,898	43,567	-53.1%
07 MOSQUITO CONTROL	1,716,130	1,081,773	784,255	864,011	10.2%
07 WATER QUALITY	1,071,202	1,033,563	1,111,617	1,418,177	27.6%
08 ES BUSINESS OFFICE	1,722,077	1,664,298	1,921,485	2,161,475	12.5%
08 UTILITIES ENGINEERING PROGR	19,235,589	24,670,763	45,779,376	39,496,437	-13.7%
08 WASTEWATER OPERATIONS	10,839,090	11,405,586	14,333,170	14,332,524	0.0%
08 WATER OPERATIONS	31,321,877	33,999,393	13,948,174	14,695,262	5.4%
09 LANDFILL OPERATIONS PROGRAM	4,813,813	4,947,479	4,092,431	3,212,604	-21.5%
09 SW-COMPLIANCE & PROGRAM MAN	5,114,563	17,308,491	3,309,001	5,685,885	71.8%
09 TRANSFER STATION	2,946,445	2,597,261	3,056,725	2,667,401	-12.7%
14 NETWORK & COMM SERVICES	-	0	46,279	39,356	-15.0%
18 MSBU PROGRAM	16,886,530	17,568,925	20,002,573	21,194,344	6.0%
99-REVENUES-RESERVES-TRANSFERS	-	0	0	930,356	
53 PHYSICAL ENVIRONMENT Total	95,759,325	116,407,394	108,590,485	111,685,865	2.9%
54 TRANSPORTATION					
02 PROPERTY APPRAISER	17,842	18,927	19,991	21,283	6.5%
02 TAX COLLECTOR	7,766	8,257	9,042	10,000	10.6%
07 CAPITAL PROJECTS DELIVERY	49,537,864	41,506,201	37,212,796	53,229,577	43.0%
07 ENGINEERING PROF SUPPORT	77,643	82,704	70,268	72,448	3.1%
07 FACILITIES	-	0	0	110,659	
07 FLEET MANAGEMENT	-	0	0	0	
07 LAND MANAGEMENT	203,211	221,276	280,700	296,820	5.7%
07 PUBLIC WORKS BUSINESS OFFIC	462,481	478,597	502,112	508,693	1.3%
07 ROADS-STORMWATER R&M	8,351,166	8,330,782	10,310,889	13,187,834	27.9%
07 TRAFFIC OPERATIONS	4,305,960	4,680,680	5,342,442	5,594,008	4.7%
11 MASS TRANSIT PROGRAM (LYNX)	6,536,795	6,924,779	7,240,619	8,686,362	20.0%
99-REVENUES-RESERVES-TRANSFERS	-	0	0	(115,233)	
54 TRANSPORTATION Total	69,500,729	62,252,203	60,988,860	81,602,451	33.8%

COUNTYWIDE SUMMARY OF USES

BY FUNCTION / PROGRAM

EXCLUDES INTERNAL SERVICE CHARGES AND CONTRAS	FY17 ACTUALS	FY18 ACTUALS	FY19 ADOPTED BUDGET	FY20 ADOPTED BUDGET	%
55 ECONOMIC ENVIRONMENT					
01 17-92 COMMUNITY REDEVELOPME	2,146,700	12,747,149	0	0	
01 ECONOMIC DEV & COMMUNITY RE	1,878,426	1,952,887	2,221,503	1,983,877	-10.7%
01 TOURISM ADMINISTRATION	1,579,944	1,892,655	2,233,475	2,504,501	12.1%
01 TOURIST DEVELOPMENT	376,891	370,149	660,833	446,500	-32.4%
04 PARKS & RECREATION	9,475	86,998	80,000	193,178	141.5%
07 DEVELOPMENT REVIEW ENGINEER	587,966	690,743	822,399	795,976	-3.2%
11 BUILDING	-	5,453	0	0	
11 PLANNING AND DEVELOPMENT	-	0	0	0	
18 CENTRAL CHARGES	2,009,357	2,245,770	1,576,145	1,823,645	15.7%
99-REVENUES-RESERVES-TRANSFERS	-	0	0	47,127	
55 ECONOMIC ENVIRONMENT Total	8,588,760	19,991,805	7,594,355	7,794,804	2.6%
56 HUMAN SERVICES					
06 COUNTY ASSISTANCE PROGRAMS	9,062,398	9,544,100	10,407,486	10,962,238	5.3%
06 GRANT ASSISTANCE PROGRAMS	4,564,171	6,289,639	4,065,176	3,662,786	-9.9%
07 FACILITIES	-	125,029	0	0	
99-REVENUES-RESERVES-TRANSFERS	38,350	0	0	0	
56 HUMAN SERVICES Total	13,664,918	15,958,768	14,472,662	14,625,024	1.1%
57 CULTURE/RECREATION					
04 EXTENSION SERVICE	335,237	314,717	409,033	405,474	-0.9%
04 GREENWAYS & NATURAL LANDS	3,711,581	7,736,692	4,458,871	5,250,614	17.8%
04 LEISURE BUSINESS OFFICE	695,327	722,539	773,473	873,856	13.0%
04 LIBRARY SERVICES	5,461,799	5,423,307	5,836,583	5,830,983	-0.1%
04 PARKS & RECREATION	11,878,246	4,856,141	5,491,914	5,847,045	6.5%
06 GRANT ASSISTANCE PROGRAMS	-	95,675	0	0	
07 CAPITAL PROJECTS DELIVERY	558,294	643,550	0	0	
18 CENTRAL CHARGES	1,640,600	1,639,200	1,641,450	1,637,200	-0.3%
57 CULTURE/RECREATION Total	24,281,084	21,431,821	18,611,325	19,845,173	6.6%
58 TRANSFERS					
08 UTILITIES ENGINEERING PROGR	1,598,227	1,400,000	1,400,000	1,400,000	0.0%
99-REVENUES-RESERVES-TRANSFERS	31,639,965	30,203,235	43,183,598	42,960,220	-0.5%
58 TRANSFERS Total	33,238,192	31,603,235	44,583,598	44,360,220	-0.5%
59 RESERVES					
99-REVENUES-RESERVES-TRANSFERS	-	0	228,035,066	226,076,483	-0.9%
59 RESERVES Total	-	0	228,035,066	226,076,483	-0.9%
60 COURT ADMINISTRATION					
03 ARTICLE V COURT TECHNOLOGY	955,349	985,589	1,111,177	1,136,210	2.3%
03 GUARDIAN AD LITEM	86,431	95,461	100,583	103,549	2.9%
03 JUDICIAL	286,072	252,374	445,902	265,082	-40.6%
03 LAW LIBRARY	108,750	108,750	99,443	104,446	5.0%
03 LEGAL AID	340,808	345,921	351,110	356,377	1.5%
07 FACILITIES	-	190,388	248,420	0	-100.0%
18 CENTRAL CHARGES	3,231,800	3,233,050	3,230,100	3,227,950	-0.1%
18 RECIPIENT AGENCY GRANTS	595,899	467,894	270,051	294,215	8.9%
60 COURT ADMINISTRATION Total	5,605,110	5,679,427	5,856,786	5,487,828	-6.3%

COUNTYWIDE SUMMARY OF USES

BY FUNCTION / PROGRAM

EXCLUDES INTERNAL SERVICE CHARGES AND CONTRAS	FY17 ACTUALS	FY18 ACTUALS	FY19 ADOPTED BUDGET	FY20 ADOPTED BUDGET	%
99 N/A					
99-REVENUES-RESERVES-TRANSFERS	43,454	(622)	0	0	
99 N/A Total	43,454	(622)	0	0	
Grand Total	520,908,622	557,979,868	793,047,888	838,057,992	5.7%

COUTYWIDE SUMMARY OF USES BY FUNCTION - OBJECT CLASSIFICATION

SERVICE AREA	PERSONNEL SERVICES	OPERATING EXPENDITURES	INTERNAL SERVICE CHARGES	COST ALLOCATION (CONTRA)	CAPITAL OUTLAY	DEBT SERVICE	GRANTS & AIDS	INTERFUND TRANSFERS OUT	TRANSFERS TO CONST	RESERVES
51 GENERAL GOVERNMENT	26,255,596	58,462,981	9,807,523	(35,787,428)	2,630,136	0	0	0	20,685,896	0
52 PUBLIC SAFETY	61,576,090	13,344,663	11,314,682	(2,061,125)	7,943,773	5,043,051	411,802	0	130,223,788	2,367
53 PHYSICAL ENVIRONMENT	17,887,078	51,451,864	7,271,559	(34,266)	24,388,468	17,946,941	0	11,515	0	0
54 TRANSPORTATION	13,439,119	5,833,315	8,681,941	(4,396,657)	53,612,373	0	8,686,362	0	31,283	0
55 ECONOMIC ENVIRONMENT	1,701,625	2,497,541	171,801	0	0	56,000	3,539,638	0	0	0
56 HUMAN SERVICES	2,670,931	1,546,214	1,099,755	(465,000)	21,125	0	10,386,754	0	0	0
57 CULTURE/RECREATION	9,448,958	6,572,630	2,449,353	(667,283)	2,046,446	1,637,200	139,939	0	0	0
58 TRANSFERS	0	0	0	0	0	0	0	44,360,220	0	0
59 RESERVES	0	0	0	0	0	0	0	0	0	226,076,483
60 COURT ADMINISTRATION	670,407	980,208	2,615,146	0	84,660	3,227,950	524,603	0	0	0
99 N/A	0	0	0	0	0	0	0	0	0	0
Grand Total	133,649,804	140,689,416	43,411,759	(43,411,759)	90,726,981	27,911,142	23,689,098	44,371,735	150,940,966	226,078,850

TRANSFER SUMMARY

Transfers are internal transactions between individual funds of a governmental unit which are not repayable and are not considered charges for goods or services. These expenditures correspond to an equal amount of interfund revenue.

PROVIDING FUND	RECIPIENT FUND	FY19 ADOPTED BUDGET	FY20 ADOPTED BUDGET	PURPOSE
GENERAL FUND	FACILITIES PLANNED WORK FUND	\$ 164,800	\$ 2,071,908	FACILITIES MAINTENANCE
GENERAL FUND	FLEET REPLACEMENT FUND	\$ 1,918,476	\$ 816,179	VEHICLE REPLACEMENT
GENERAL FUND	TECHNOLOGY REPLACEMENT FUND	\$ 250,000	\$ -	TECHNOLOGY REPLACEMENT
GENERAL FUND	BCC PROJECTS FUND	\$ 663,739	\$ 564,446	COUNTYWIDE CAPITAL PROJECTS
GENERAL FUND	TRANSPORTATION TRUST FUND	-	837,139	FLEET REPLACEMENT
GENERAL FUND	NINTH-CENT FUEL TAX FUND	\$ 4,935,619	\$ 6,386,362	MASS TRANSIT
GENERAL FUND	ECONOMIC DEVELOPMENT	\$ 1,760,202	\$ 1,701,377	ECONOMIC DEVELOPMENT
GENERAL FUND	COURT SUPPORT TECHNOLOGY FEE (ARTV)	\$ 204,086	\$ 416,210	GENERAL FUND SUBSIDY FOR FUNDING FORMULA
GENERAL FUND	GENERAL REVENUE DEBT	\$ 1,542,509	\$ 1,544,013	DEBT SERVICE
GENERAL FUND	COUNTY SHARED REVENUE DEBT	\$ 1,745,724	\$ 1,744,188	DEBT SERVICE
GENERAL FUND	SALES TAX REVENUE BONDS	\$ 4,987,575	\$ 4,982,800	DEBT SERVICE
GENERAL FUND	MSBU	\$ -	\$ 21,300	COUNTY COST SHARE - LAKE MANAGEMENT
GENERAL FUND TOTAL		\$ 18,172,730	\$ 21,085,922	
BUILDING PROGRAM	GENERAL FUND	\$ 774,215	\$ -	REPAYMENT OF GENERAL FUND SUBSIDY TO THE BUILDING FUND
FIRE PROTECTION FUND	TECHNOLOGY REPLACEMENT FUND	-	365,913	FIRE DEPARTMENT MOBILE REPLACEMENT
MSBU PROGRAM	GENERAL FUND	\$ -	\$ 2,905	LEISURE SERVICES ADMINISTRATIVE SUPPORT
MSBU PROGRAM	MSBU HORSESHOE (LM/AWC)	\$ -	\$ 5,700	FUND ADVANCE
MSBU PROGRAM	MSBU LAKE ASHER AWC	\$ 1,800	\$ -	FUND ADVANCE
MSBU PROGRAM	MSBU GRACE LAKE (LM/AWC)	\$ 1,545	\$ 2,910	FUND ADVANCE
TOURIST DEVELOPMENT FUND 3% TAX	GENERAL REVENUE DEBT 2014 - SPORTS COMPLEX/SOLDIER'S CREEK	\$ 1,641,450	\$ 1,637,200	DEBT SERVICE
TOURIST DEVELOPMENT FUND 3% TAX	SOLID WASTE FUND	\$ 300,000	\$ 270,833	SPORTS COMPLEX LIGHTING LOAN REPAYMENT
WATER AND SEWER OPERATING	WATER AND SEWER (OPERATING) CAPITAL	\$ 200,000	\$ -	SOUTH SEMINOLE AND NORTH ORANGE COUNTY WASTEWATER TRANSMISSION AUTHORITY (SSNOCWTA)
WATER AND SEWER OPERATING	WATER AND SEWER (OPERATING) CAPITAL	\$ 21,558,241	\$ 19,159,271	FUNDING OF CAPITAL PROJECTS
SOLID WASTE FUND	LANDFILL MANAGEMENT ESCROW	\$ 536,962	\$ 441,081	LANDFILL CLOSURE
CONNECTION FEES - WATER	WATER AND SEWER FUND	\$ 500,000	\$ 500,000	CONNECTION FEES
CONNECTION FEES - SEWER	WATER AND SEWER FUND	\$ 900,000	\$ 900,000	CONNECTION FEES
TOTAL		\$ 44,586,943	\$ 44,371,735	

Policy Note: Budgeted transfer amounts reflect Board of County Commission approval for annual support to designated operations. Actual transfers are made based on operational activities, constrained by amounts approved by the Board of County Commission.

SUMMARY OF RESERVES

FUND MAJOR - FUND MINOR	FY19 ADOPTED BUDGET	FY20 ADOPTED BUDGET	VARIANCE	%
01 GENERAL FUNDS				
00100 GENERAL FUND				
<i>RESERVES FOR CONTINGENCY</i>	<i>22,735,148</i>	<i>23,629,914</i>	<i>894,766</i>	
<i>RESERVES FOR ECONOMIC STABILIZATION</i>	<i>35,395,563</i>	<i>23,277,295</i>	<i>(12,118,268)</i>	
GENERAL FUNDS RESERVES TOTAL	58,130,711	46,907,209	(11,223,502)	-19.3%
00103 NATURAL LAND ENDOWMENT FUND	423,142	376,020	(47,122)	-11.1%
00108 FACILITIES MAINTENANCE FUND	116,888	0	(116,888)	-100.0%
00109 FLEET REPLACEMENT FUND	282,328	0	(282,328)	-100.0%
00111 TECHNOLOGY REPLACEMENT FUND	757,134	0	(757,134)	-100.0%
13000 STORMWATER FUND	0	0	0	
13100 ECONOMIC DEVELOPMENT	0	0	0	
01 GENERAL FUNDS Total	59,710,203	47,283,229	(12,426,974)	-20.8%
02 TRANSPORTATION FUNDS				
10101 TRANSPORTATION TRUST FUND	3,971,600	0	(3,971,600)	-100.0%
11500 INFRASTRUCTURE TAX FUND	12,539,078	7,346,163	(5,192,915)	-41.4%
11541 INFRASTRUCTURE-COUNTY COMMIS	3,926,832	7,234,000	3,307,168	84.2%
11560 2014 INFRASTRUCTURE SALES TAX	13,382,832	23,290,376	9,907,544	74.0%
12601 ARTERIAL-IMPACT FEE	(4,310,571)	(1,070,558)	3,240,013	-75.2%
12602 NORTH COLLECTOR-IMPACT FEE	9,355	36,000	26,645	284.8%
12603 WEST COLLECTOR-IMPACT FEE	483,998	510,000	26,002	5.4%
12604 EAST COLLECTOR-IMPACT FEE	243,522	511,000	267,478	109.8%
12605 SOUTH CENTRAL-IMPACT FEE	(1,351,688)	(1,205,000)	146,688	-10.9%
02 TRANSPORTATION FUNDS Total	28,894,958	36,651,981	7,757,023	26.8%
03 FIRE DISTRICT FUNDS				
11200 FIRE PROTECTION FUND				
<i>RESERVES FOR CONTINGENCY</i>	<i>6,633,107</i>	<i>7,159,305</i>	<i>526,198</i>	
<i>RESERVES FOR CAPITAL IMPROVEMENTS</i>	<i>14,433,487</i>	<i>11,244,721</i>	<i>(3,188,766)</i>	
FIRE FUND RESERVE TOTAL	21,066,594	18,404,026	(2,662,568)	-12.6%
11207 FIRE PROTECT FUND-CASSELBERRY	0	0	0	
12801 FIRE/RESCUE-IMPACT FEE	197,000	131,000	(66,000)	-33.5%
03 FIRE DISTRICT FUNDS Total	21,263,594	18,535,026	(2,728,568)	-12.8%
04 SPECIAL REVENUE FUNDS				
00104 BOATING IMPROVEMENT FUND	102,674	313,000	210,326	204.8%
10400 BUILDING PROGRAM	1,664,129	3,070,116	1,405,987	84.5%
11000 TOURISM PARKS 1,2,3 CENT FUND	2,905,780	3,746,659	840,880	28.9%
11001 TOURISM SPORTS 4 & 6 CENT FUND	1,442,016	1,262,157	(179,859)	-12.5%
11400 COURT SUPP TECH FEE (ARTV)	112,848	0	(112,848)	-100.0%
12302 TEEN COURT	27,703	35,854	8,151	29.4%
12500 EMERGENCY 911 FUND	4,121,920	4,155,932	34,012	0.8%
12802 LAW ENFORCEMENT-IMPACT FEE	2,228	2,367	139	6.2%
12804 LIBRARY-IMPACT FEE	0	0	0	
13300 17/92 REDEVELOPMENT TI FUND	0	0	0	
15000 MSBU STREET LIGHTING	450,000	450,000	0	0.0%
15100 MSBU RESIDENTIAL SOLID WASTE	4,972,350	4,340,500	(631,850)	-12.7%
16000 MSBU PROGRAM	141,375	115,480	(25,895)	-18.3%

SUMMARY OF RESERVES

FUND MAJOR - FUND MINOR	FY19 ADOPTED BUDGET	FY20 ADOPTED BUDGET	VARIANCE	%
04 SPECIAL REVENUE FUNDS Total	15,943,022	17,492,065	1,549,043	9.7%
05 DEBT SERVICE FUNDS				
22500 SALES TAX BONDS	0	0	0	
05 DEBT SERVICE FUNDS Total	0	0	0	
06 CAPITAL FUNDS				
30600 INFRASTRUCTURE IMP OP FUND	577,136	592,000	14,864	2.6%
30700 SPORTS COMPLEX/SOLDIERS CREEK	0	0	0	
32100 NATURAL LANDS/TRAILS	778,927	987,286	208,360	26.7%
32200 COURTHOUSE PROJECTS FUND	0	0	0	
06 CAPITAL FUNDS Total	1,356,063	1,579,286	223,224	16.5%
07 ENTERPRISE FUNDS				
40100 WATER AND SEWER FUND	18,277,507	20,247,714	1,970,207	10.8%
40102 CONNECTION FEES-WATER	805,247	1,025,254	220,007	27.3%
40103 CONNECTION FEES-SEWER	905,495	1,527,192	621,697	68.7%
40105 WATER & SEWER BONDS, SERIES 20	15,152	0	(15,152)	-100.0%
40106 2010 BOND SERIES	16,212	0	(16,212)	-100.0%
40107 WATER & SEWER DEBT SERVICE RES	18,121,674	18,121,674	0	0.0%
40108 WATER & SEWER CAPITAL IMPROVEM	2,836,187	3,055,909	219,722	7.7%
40201 SOLID WASTE FUND	21,161,580	20,919,385	(242,195)	-1.1%
40204 LANDFILL MANAGEMENT ESCROW	21,464,016	21,848,260	384,244	1.8%
07 ENTERPRISE FUNDS Total	83,603,069	86,745,387	3,142,318	3.8%
08 INTERNAL SERVICE FUNDS				
50100 PROPERTY/CASUALTY INSURANCE FU	5,392,313	5,679,516	287,203	5.3%
50200 WORKERS COMPENSATION FUND	5,040,111	5,177,795	137,683	2.7%
50300 HEALTH INSURANCE FUND	6,833,960	6,934,565	100,605	1.5%
08 INTERNAL SERVICE FUNDS Total	17,266,385	17,791,876	525,491	3.0%
Grand Total	228,037,294	226,078,850	(1,958,444)	-0.9%

PERSONNEL SERVICES OVERVIEW

The FY 2019/20 proposed budget for Personnel Services is \$10.2M more than the prior year's budget primarily due to a 3% increase in COLA, and 27.5 additional FTEs. In addition, health insurance claims are projected to go up by 13.7% next year resulting in an additional \$2.8M charged to all personnel service funds.

PERSONNEL SERVICES	FY17 ACTUALS	FY18 ACTUALS	FY19 ADOPTED BUDGET	FY20 ADOPTED BUDGET	%
510 PERSONNEL SERVICES					
510110 EXECUTIVE SALARIES	401,597	391,327	418,542	424,360	1.4%
510120 REGULAR SALARIES & WAGES	65,897,026	67,602,537	76,421,168	82,217,848	7.6%
510125 PART-TIME PERSONNEL	909,250	1,011,158	0	0	
510130 OTHER PERSONAL SERVICES	21,459	37,386	0	0	
510140 OVERTIME	6,744,265	5,881,659	5,999,788	6,368,649	6.1%
510150 SPECIAL PAY	115,684	120,224	115,500	132,600	14.8%
510190 HOLIDAY PAY	-	0	1,114,560	1,224,912	9.9%
510210 SOCIAL SECURITY MATCHING	5,434,134	5,448,957	5,965,937	6,257,063	4.9%
510220 RETIREMENT CONTRIBUTIONS	10,122,378	10,401,594	11,286,203	12,086,179	7.1%
510230 HEALTH INSURANCE - EMPLOYER	15,288,244	16,496,532	20,217,444	22,979,008	13.7%
510240 WORKERS COMPENSATION	2,205,116	2,114,698	2,839,498	2,609,185	-8.1%
510250 UNEMPLOYMENT COMPENSATION	19,124	15,462	0	0	
511000 CONTRA PERSONAL SERVICES	(1,094,941)	(1,078,753)	(691,645)	(650,000)	-6.0%
510 PERSONNEL SERVICES Total	106,063,336	108,442,781	123,686,995	133,649,804	8.1%

The following shows the Full-Time Employee (FTE) Count by Department:

FTE COMPARISON			
DEPARTMENT	FY19 ADOPTED BUDGET	FY20 ADOPTED BUDGET	VARIANCE
01 ADMINISTRATION DEPT	112.5	116.5	4.0
03 COURT SUPPORT DEPT	7.0	7.0	-
04 LEISURE SERVICES DEPT	159.5	161.0	1.5
05 FIRE DEPT	478.5	479.0	0.5
06 COMMUNITY SERVICES DEPT	38.0	37.0	(1.0)
07 PUBLIC WORKS DEPT	271.3	275.3	4.0
08 ES UTILITIES	140.9	147.9	7.0
09 ES SOLID WASTE DEPT	75.1	75.1	-
11 DEVELOPMENT SERVICES DEPT	73.0	74.0	1.0
14 INFORMATION SERVICES DEPT	33.0	43.0	10.0
18 RESOURCE MANAGEMENT DEPT	42.5	43.0	0.5
Grand Total	1,431.3	1,458.8	27.5

**The Seminole County Board of Commissioners are eligible for a salary increase up to the Consumer Price Index (CPI) Urban Wage Earners and Clerical Workers Index, pursuant to the Seminole County Home Rule Charter. Any increases in salaries shall not exceed the percentage change in the CPI Index during the proceeding calendar year ending in December 31. The CPI percentage for the previous year is calculated at 1.77% which equates to an adjustment in salaries of up to \$84,872.20. The total Commissioner salary cannot exceed the amount allowed by Chapter 145 of the Florida Statutes, as calculated annually by the Florida Office of Economic and Demographic Research. The amounts included the FY 2019/20 budget are estimates and do not affect the Home Rule Charter and Florida Statutory policies.

COUNTYWIDE POSITION SUMMARY

	FY16 ADOPTED FTE COUNT	FY17 ADOPTED FTE COUNT	FY18 ADOPTED FTE COUNT	FY19 ADOPTED FTE COUNT	FY20 ADOPTED FTE COUNT
BCC DEPARTMENTS					
ADMINISTRATION DEPT	53.95	107.20	111.70	112.50	116.50
COURT SUPPORT DEPT	7.00	7.00	7.00	7.00	7.00
LEISURE SERVICES DEPT	147.12	156.12	159.12	159.50	161.00
FIRE DEPT	540.22	464.64	476.50	478.50	479.00
COMMUNITY SERVICES DEPT	42.00	34.00	37.00	38.00	37.00
PUBLIC WORKS DEPT	229.05	232.50	279.30	271.30	275.30
ES UTILITIES	130.90	132.90	138.90	140.90	147.90
ES SOLID WASTE DEPT	72.10	74.10	74.10	75.10	75.10
DEVELOPMENT SERVICES DEPT	65.80	67.80	64.80	73.00	74.00
INFORMATION SERVICES DEPT	32.00	32.00	31.00	33.00	43.00
RESOURCE MANAGEMENT DEPT	36.00	40.25	40.25	42.50	43.00
TOTAL BCC	1,356.14	1,348.51	1,419.67	1,431.30	1,458.80

	FY16 ADOPTED FTE COUNT	FY17 ADOPTED FTE COUNT	FY18 ADOPTED FTE COUNT	FY19 ADOPTED FTE COUNT	FY20 TENTATIVE FTE COUNT
CONSTITUTIONAL OFFICERS					
CLERK OF COURT	24.00	24.00	30.70	31.94	30.63
PROPERTY APPRAISER	53.00	53.00	51.00	51.00	51.00
SHERIFF	1,247.00	1,296.00	1,302.00	1,302.00	*1,444.00
SUPERVISOR OF ELECTIONS	16.00	16.00	16.00	16.00	17.00
TAX COLLECTOR	79.50	79.50	119.00	123.00	123.00
TOTAL CONSTITUTIONAL OFFICERS	1,419.50	1,468.50	1,518.70	1,523.94	1,665.63

GRAND TOTAL	2,775.64	2,817.01	2,938.37	2,955.24	3,124.43
--------------------	-----------------	-----------------	-----------------	-----------------	-----------------

* Position counts for FY20 are higher due to change in FTE calculations. No new positions requested by the Sheriff's Office.

FTE COUNT BY FUND

DEPARTMENT / PROGRAM	FY19 ADOPTED BUDGET	FY20 ADOPTED BUDGET
00100 GENERAL FUND	506.2	530.7
00110 ADULT DRUG COURT GRANT FUND	1.7	
10101 TRANSPORTATION TRUST FUND	175.0	175.0
10400 BUILDING PROGRAM	51.6	51.6
11000 TOURISM PARKS 1,2,3 CENT FUND	1.0	1.0
11001 TOURISM SPORTS 4 & 6 CENT FUND	6.5	6.5
11200 FIRE PROTECTION FUND	407.0	408.0
11207 FIRE PROTECT FUND-CASSELBERRY	38.5	38.0
11400 COURT SUPP TECH FEE (ARTV)	4.0	4.0
11905 COMMUNITY SVC BLOCK GRANT	1.0	
11908 DISASTER PREPAREDNESS	1.5	1.5
11920 NEIGHBOR STABIL PROGRAM GRANT	0.5	
11926 CITY OF SANFORD CDBG	1.0	
11930 RESOURCE MANAGEMENT GRANTS	0.3	
11930 RESOURCE MANAGEMENT GRANTS	0.5	
12017 SHIP AFFORDABLE HOUSING 16/17	0.5	
12500 EMERGENCY 911 FUND	4.5	4.5
13100 ECONOMIC DEVELOPMENT	2.5	2.5
16000 MSBU PROGRAM	4.0	4.0
32100 NATURAL LANDS/TRAILS	0.5	0.5
40100 WATER AND SEWER FUND	140.9	147.9
40201 SOLID WASTE FUND	75.1	75.1
50100 PROPERTY/CASUALTY INSURANCE FU	2.0	2.0
50200 WORKERS COMPENSATION FUND	2.0	2.0
50300 HEALTH INSURANCE FUND	3.1	4.1
Grand Total	1,431.3	1,458.8

POSITION CHANGES

FUND / PROGRAM	PAY BND	POSITION TITLE	FTE CHANGE	BUDGET IMPACT
00100 GENERAL FUND				
01 ANIMAL SERVICES	B2	ANIMAL SERVICES OFFICER	1.00	40,156
01 ECONOMIC DEV & COMMUNITY RE	D4	COMMUNICATIONS SPECIALIST	2.00	137,213
04 GREENWAYS & NATURAL LANDS	B2	TRADESWORKER	1.00	40,156
04 LIBRARY SERVICES	D1	LIBRARIAN	0.50	26,004
06 COUNTY ASSISTANCE PROGRAMS	D2	PROJECT MANAGER I - SANFORD	-1.00	(62,256)
07 FLEET MANAGEMENT	A1	FLEET TECH APPRENTICE	1.00	31,013
07 FLEET MANAGEMENT	A3	ACCOUNTING CLERK	1.00	36,866
07 FLEET MANAGEMENT	C4	CERTIFIED HEAVY EQUIPMENT GENERATOR MECHANIC	1.00	56,697
07 WATER QUALITY	C2	LAKE MANAGEMENT TECH (MSBU)	1.00	47,728
11 PLANNING AND DEVELOPMENT	C1	PLANNING COORDINATOR	1.00	43,796
14 ENTERPRISE SOFTWARE DEVELOP	D3	TECHNOLOGY PROJECT ANALYST	2.00	124,692
14 ENTERPRISE SOFTWARE DEVELOP	D4	ENTERPRISE RESOURCE PLANNING DEVELOPER	3.00	205,820
14 WORKSTATION SUPPORT & MAINT	C2	CITIZEN ENGAGEMENT SPECIALIST	3.00	143,183
14 WORKSTATION SUPPORT & MAINT	E2	IT CLIENT SERVICES SUPERVISOR	1.00	71,373
18 PURCHASING AND CONTRACTS	C2	ADMINISTRATIVE COORDINATOR	0.50	23,864
18 PURCHASING AND CONTRACTS	D3	SENIOR PROCUREMENT ANALYST	1.00	62,346
00100 GENERAL FUND Total			19.00	1,028,652
40100 WATER & SEWER FUND				
08 UTILITIES OPERATIONS	B2	COLLECTION MECHANIC II	2.00	80,816
08 UTILITIES OPERATIONS	C3	NEW WATEWATER OPERATOR (TRAINEE)	2.00	104,017
08 UTILITIES OPERATIONS	C4	NEW SAFETY & TRAINING COORDINATOR	1.00	56,697
08 UTILITIES OPERATIONS	D1	NEW INSTRUMENT & CONTROL TECH	1.00	52,008
08 UTILITIES OPERATIONS	D4	ENGINEER	1.00	49,005
40100 WATER & SEWER FUND Total			7.00	342,543
50300 HEALTH INSURANCE FUND				
01 BENEFITS	D4	PROGRAM MANAGER I - HR	1.00	68,607
50300 HEALTH INSURANCE FUND Total			1.00	68,607
Grand Total			27.00	1,439,802

PROGRAM STAFFING (FTE)

DEPARTMENT / PROGRAM	FY19 ADOPTED BUDGET	FY20 ADOPTED BUDGET
ADMINISTRATION DEPT	112.5	116.5
01 ANIMAL SERVICES	32	33
01 BENEFITS	3.05	4.05
01 BOARD OF COUNTY COMMISSIONERS	10	10
01 COUNTY ATTORNEY	13	13
01 COUNTY MANAGER	6	6
01 E-911	7.5	7.5
01 ECONOMIC DEV & COMMUNITY RE	15	17
01 EMERGENCY MANAGEMENT	6	6
01 HUMAN RESOURCES	7.95	7.95
01 OFFICE OF ORGANIZATIONAL EX	2	2
01 TELECOMMUNICATIONS	10	10
COURT SUPPORT DEPT	7	7
03 ARTICLE V COURT TECHNOLOGY	4	4
03 GUARDIAN AD LITEM	1	1
03 JUDICIAL	2	2
LEISURE SERVICES DEPT	159.5	161
04 EXTENSION SERVICE	8	8
04 GREENWAYS & NATURAL LANDS	16.5	17.5
04 LEISURE BUSINESS OFFICE	6	6
04 LIBRARY SERVICES	75	75.5
04 PARKS & RECREATION	54	54
FIRE DEPT	478.5	479
05 CASSELBERRY EMS/FIRE	38.5	38
05 EMERGENCY COMMUNICATIONS	33	33
05 EMS PERFORMANCE MANAGEMENT	0	
05 EMS/FIRE/RESCUE	397	398
05 FIRE PREVENTION BUREAU	10	10
06 COUNTY ASSISTANCE PROGRAMS	35	37
06 GRANT ASSISTANCE PROGRAMS	3	
07 PUBLIC WORKS DEPT	271.3	275.3
07 CAPITAL PROJECTS DELIVERY	27.3	27.3
07 DEVELOPMENT REVIEW ENGINEER	8	8
07 ENGINEERING PROF SUPPORT	0.7	0.7
07 FACILITIES	38	38
07 FLEET MANAGEMENT	31	34
07 LAND MANAGEMENT	3	3
07 MOSQUITO CONTROL	11.1	11.1

PROGRAM STAFFING (FTE)

DEPARTMENT / PROGRAM	FY19 ADOPTED BUDGET	FY20 ADOPTED BUDGET
07 PUBLIC WORKS BUSINESS OFFIC	2	2
07 ROADS-STORMWATER R&M	108	108
07 TRAFFIC OPERATIONS	34	34
07 WATER QUALITY	8.2	9.2
08 ES UTILITIES	140.9	147.9
08 ES BUSINESS OFFICE	16.9	16.9
08 UTILITIES ENGINEERING PROGR	18	19
08 WASTEWATER OPERATIONS	38	40
08 WATER OPERATIONS	68	72
09 ES SOLID WASTE DEPT	75.1	75.1
08 ES BUSINESS OFFICE	2.1	2.1
09 LANDFILL OPERATIONS PROGRAM	20	20
09 SW-COMPLIANCE & PROGRAM MAN	24	24
09 TRANSFER STATION	29	29
11 DEVELOPMENT SERVICES DEPT	73	74
11 BUILDING	51.6	51.6
11 DEV SVCS BUSINESS OFFICE	3.4	3.4
11 PLANNING AND DEVELOPMENT	18	19
14 INFORMATION SERVICES DEPT	33	43
14 ENTERPRISE SOFTWARE DEVELOP	12	18
14 GEOGRAPHIC INFORMATION SYST	4	4
14 IS BUSINESS OFFICE	4	5
14 NETWORK INFRASTRUCTURE SUPP	7	6
14 TELEPHONE SUPPORT & MAINT	6	6
14 WORKSTATION SUPPORT & MAINT	0	4
18 RESOURCE MANAGEMENT DEPT	42.5	43
18 MAIL SERVICES	2	2
18 MSBU PROGRAM	4	4
18 OFFICE OF MANAGEMENT & BUDG	13	14.5
18 PRINTING SERVICES	1	1
18 PURCHASING AND CONTRACTS	13	14.5
18 RECIPIENT AGENCY GRANTS	2.5	
18 RISK MANAGEMENT	4	4
18 RESOURCE MGT BUSINESS OFF	3	3

PAY BANDS

FISCAL YEAR 2019/20

Board of County Commissioners

All hourly rates are calculated based on 2,080 hours worked per year unless noted otherwise.

Pay Band	Minimum Hourly	Midpoint Hourly	Maximum Hourly	Minimum Annual	Midpoint Annual	Maximum Annual
General Positions						
101	10.61	13.79	16.97	22,063.00	28,682.00	35,301.00
102	11.46	14.89	18.33	23,828.00	30,977.00	38,125.00
103	12.37	16.08	19.80	25,734.00	33,455.00	41,175.00
104	13.36	17.37	21.38	27,793.00	36,131.00	44,469.00
105	14.43	18.76	23.09	30,017.00	39,022.00	48,027.00
106	15.59	20.26	24.94	32,418.00	42,143.00	51,869.00
107	16.83	21.88	26.93	35,011.00	45,514.00	56,017.00
108	18.52	24.07	29.63	38,513.00	50,066.00	61,620.00
109	20.37	26.48	32.59	42,364.00	55,073.00	67,782.00
110	22.40	29.13	35.85	46,600.00	60,580.00	74,560.00
111	24.64	32.04	39.43	51,260.00	66,638.00	82,017.00
112	27.60	35.88	44.16	57,412.00	74,635.00	91,858.00
113	30.91	40.19	49.46	64,301.00	83,591.00	102,882.00
114	34.62	45.01	55.40	72,017.00	93,622.00	115,227.00
115	38.78	50.41	62.05	80,659.00	104,857.00	129,055.00
116	44.60	57.97	71.35	92,758.00	120,585.00	148,413.00
Building Inspector Positions						
112BA	22.59	31.47	40.37	46,996.00	65,458.00	83,970.00
112BB	26.58	35.47	44.37	55,286.00	73,778.00	92,290.00
112BC	30.58	39.47	48.37	63,606.00	82,098.00	100,610.00
112BD	32.58	41.47	50.37	67,766.00	86,258.00	104,770.00
Executives and Department Directors						
201	51.28	66.67	82.06	106,672.00	138,673.00	170,675.00
202	58.98	76.67	94.36	122,672.00	159,474.00	196,276.00
203	67.82	88.17	108.52	141,073.00	183,395.00	225,717.00



NON-BASE SUMMARY

	FY18 ACTUALS	FY19 ADOPTED BUDGET	FY20 ADOPTED BUDGET	VARIANCE	%
00100 GENERAL FUND	4,985,546	2,743,688	2,107,651	(636,037)	-23%
00108 FACILITIES MAINTENANCE FUND	875,340	231,900	2,198,908	1,967,008	848%
00109 FLEET REPLACEMENT FUND	242,078	1,890,923	1,154,179	(736,744)	-39%
00111 TECHNOLOGY REPLACEMENT FUND	566,845	574,553	1,380,667	806,114	140%
00112 MAJOR PROJECTS FUND	529,712	663,739	564,446	(99,293)	-15%
10101 TRANSPORTATION TRUST FUND	459,032	1,221,900	3,599,695	2,377,795	195%
10400 BUILDING PROGRAM	71,525	325,772	151,461	(174,311)	-54%
11000 TOURISM PARKS 1,2,3 CENT FUND	45,149	-	428,375	428,375	
11200 FIRE PROTECTION FUND	2,121,330	4,700,973	5,866,069	1,165,096	25%
11207 FIRE PROTECT FUND-CASSELBERRY	160,606	59,789	39,000	(20,789)	-35%
11400 COURT SUPP TECH FEE (ARTV)	-	75,000	75,000	0	0%
11500 INFRASTRUCTURE TAX FUND	7,931,867	220,000	6,953,837	6,733,837	3061%
11541 INFRASTRUCTURE-COUNTY COMMIS	10,922,307	264,640	66,000	(198,640)	-75%
11560 2014 INFRASTRUCTURE SALES TAX	23,295,978	38,300,461	54,139,624	15,839,163	41%
11901 COMMUNITY DEVELOPMEN BLK GRANT	95,675	-	21,125	21,125	
12500 EMERGENCY 911 FUND	50,000	200,000	200,000	-	0%
12801 FIRE/RESCUE-IMPACT FEE	2,831,693	-	44,000	44,000	
40100 WATER AND SEWER FUND	3,955,729	2,138,406	2,317,074	178,668	8%
40108 WATER & SEWER CAPITAL IMPROVEM	7,013,082	23,224,000	19,659,271	(3,564,729)	-15%
40201 SOLID WASTE FUND	2,105,791	3,266,022	4,085,462	819,440	25%
Grand Total	68,259,284	80,101,766	105,051,844	24,950,078	31%

NON-BASE PROJECTS BY FUND / PROGRAM

FUND - PROGRAM	BUSINESS UNIT NAME	FY20 ADOPTED BUDGET
00100 GENERAL FUND		
20 CIP		
01 ANIMAL SERVICES	00132806 ANIMAL SERVICES WATER PUMP	-
01 COUNTY MANAGER	00243113 LAND ACQUISITION (ONGOING)	-
01 COUNTY MANAGER	01901012 ECONOMIC STABILIZATION	-
01 COUNTY MANAGER	01901019 5-POINTS MASTER PLAN	-
01 COUNTY MANAGER	01901020 ROSENWALD PROPERTY ACQUISITION	-
01 HUMAN RESOURCES	01901010 COMPENSATION STUDY	87,000.00
02 SHERIFF'S OFFICE	00006939 JAIL - DOOR ACCESS CONTROL SYS	-
02 SHERIFF'S OFFICE	00006959 JAIL - PLUMBING SYS GATE VALVE	-
04 GREENWAYS & NATURAL LANDS	00187727 SEMINOLE WEKIVA TRAIL RENOVATI	-
04 GREENWAYS & NATURAL LANDS	00234717 BIG TREE PARK CYPRESS & FENCIN	-
04 GREENWAYS & NATURAL LANDS	00282602 SUNLAND PARK	-
04 GREENWAYS & NATURAL LANDS	01904006 ROLLING HILLS	-
04 GREENWAYS & NATURAL LANDS	02004010 GREENWOOD LAKE PK PLAYGROUNDS	300,000.00
04 LIBRARY SERVICES	00276711 UNITED ARTS/CENTENNIAL	-
04 PARKS & RECREATION	00006612 MASTER PLAN PARKS & REC OPEN S	-
04 PARKS & RECREATION	00006620 TENNIS COURT RESURFACING	-
04 PARKS & RECREATION	00006660 ARTS PROGRAMNG SEM COUNTY SCHL	-
04 PARKS & RECREATION	00009013 TENNIS COURT RESURFACE-RED BUG	-
04 PARKS & RECREATION	00234679 SOFTBALL COMPLEX - IRRIGATION	-
04 PARKS & RECREATION	00234685 KEWANNEE PLAYGROUND AND ACCESS	-
04 PARKS & RECREATION	00234688 JAMESTOWN PLAYGROUND AND SITE	-
04 PARKS & RECREATION	00234692 SANLANDO PARK - SPORTS LIGHTIN	-
04 PARKS & RECREATION	00234742 SPORTS COMPLEX	-
04 PARKS & RECREATION	00234758 SOFTBALL COMPLEX GATE AND TREE	-
04 PARKS & RECREATION	01785352 JAMESTOWN LIGHTING	-
04 PARKS & RECREATION	01785402 LEISURE SERVICES BEAR CANS	-
04 PARKS & RECREATION	01904008 RED BUG LAKE PARK FISHING PIER	-
04 PARKS & RECREATION	01904012 PLAYGROUND-SYLVAN LK SANLANDO	-
05 EMERGENCY COMMUNICATIONS	01785394 ECC RENOVATIONS	-
06 COUNTY ASSISTANCE PROGRAMS	006811617 HOMELESSNESS INITIATIVES	-
06 COUNTY ASSISTANCE PROGRAMS	06811617 HOMELESSNESS INITIATIVES	-
07 CAPITAL PROJECTS DELIVERY	00207304 FALLEN HEROES MEMORIAL	-
07 CAPITAL PROJECTS DELIVERY	00207306 WESTON PARK DEVELOPMENT	-
07 CAPITAL PROJECTS DELIVERY	01785383 RIVERBEND PLACEMAKING	-
07 CAPITAL PROJECTS DELIVERY	01785387 LAKE JESUP SHORELINE ENH	-
07 FACILITIES	00243108 RENOVATIONS TO FORMER STATE'S	-
07 FACILITIES	00243114 SANFORD HEALTH DEPT RENOVATION	-
07 FACILITIES	01907089 HMGP-MATT-PW RETROFIT MATCH	-
07 MOSQUITO CONTROL	00006926 CHICKEN COOP	-
07 WATER QUALITY	00276980 MAX DAILY LOAD REDUCTION	-
07 WATER QUALITY	00276981 WEKIVA BASIN TMDL - BMAP IMPL	-
07 WATER QUALITY	00276982 LAKE JESUP TMDL PROJECT - HOWE	-
07 WATER QUALITY	00284203 LK JESSUP GRNDWTR SEEPAGE	-
18 RECIPIENT AGENCY GRANTS	01918004 GRANT MGMT ADMINISTRATION	30,089.00
20 CIP Total		417,089.00
21 FLEET		
04 GREENWAYS & NATURAL LANDS	00006613 DIAMOND BRUSH CUTTER	-
04 GREENWAYS & NATURAL LANDS	01904017 KABOTA RTVx900	-
07 FLEET MANAGEMENT	00007180 TURF MAINTENANCE LIFT	-
07 FLEET MANAGEMENT	00008108 A/C RECYCLE MACHINE	-
07 FLEET MANAGEMENT	00008109 UPGRADE TO FUEL STATION	-
07 MOSQUITO CONTROL	00008115 F-350 4X4 REG CAB	-
07 WATER QUALITY	00008077 01109 BAYLINER 180 EL	-
21 FLEET Total		-
22 EQUIPMENT / OTHER		
01 COUNTY MANAGER	02001002 EMPLOYEE APPRECIATION PROJECT	100,000.00
01 ECONOMIC DEV & COMMUNITY RE	00008123 HP LATEX 335 64" PRINTER	-
01 EMERGENCY MANAGEMENT	01901016 ELECTRONIC SIGN	-

NON-BASE PROJECTS BY FUND / PROGRAM

FUND - PROGRAM	BUSINESS UNIT NAME	FY20 ADOPTED BUDGET
01 EMERGENCY MANAGEMENT	01901018 FEMA-HMGP-IRMA-MATCHING	-
01 TELECOMMUNICATIONS	02001019 ARTV UPGRADES- UPS, BATT, ALD	141,788.00
02 CLERK OF THE COURT	00230000 CLERK COURT COVERAGE PAYROLL	30,000.00
04 GREENWAYS & NATURAL LANDS	00006840 ADA COMPLIANT SIDEWALKS	-
04 GREENWAYS & NATURAL LANDS	00006841 LIGHTNING ALERT SYSTEM	-
04 GREENWAYS & NATURAL LANDS	02004002 SIGN REPLACEMENT TRAILS	13,500.00
04 GREENWAYS & NATURAL LANDS	02004003 SIGN REPLACEMENT PASSIVE PARK	25,000.00
04 GREENWAYS & NATURAL LANDS	02004004 ADDT'L MILE MARKERS FOR TRAILS	25,700.00
04 LIBRARY SERVICES	00006843 LIGHT FIXTURES WEST BRANCH	-
04 LIBRARY SERVICES	02004006 EAST BRANCH OUTDOOR BOOK DROPS	10,198.00
04 LIBRARY SERVICES	02004007 NW BRANCH OUTDOOR BOOK DROPS	10,198.00
04 PARKS & RECREATION	00006949 SPORTS COMPLEX TRASH COMPACTOR	-
04 PARKS & RECREATION	00008122 Wiedenmann Terra Cleaner	-
04 PARKS & RECREATION	00008125 SPORTS COMPLEX - BRUSHPRO	-
04 PARKS & RECREATION	00008126 SPORTS COMPLEX - TURFCO	-
04 PARKS & RECREATION	00234925 SANLANDO PARK - PA ADDRESS SYS	-
04 PARKS & RECREATION	00252102 TRAILS SIGNAGE IMPROVE	-
04 PARKS & RECREATION	01785380 SOFTBALL COMPLEX SCOREBOARD	-
04 PARKS & RECREATION	01904009 SANLANDO - PERIMETER FENCES	10,000.00
04 PARKS & RECREATION	01904018 P-REX FIELD PAINT REMOVER	-
04 PARKS & RECREATION	02004008 SYLVAN OUTDOOR EXERCISE EQUIP	39,178.00
05 EMS PERFORMANCE MANAGEMENT	02005007 COUNTYWIDE AED REPLACEMENT	39,000.00
07 FLEET MANAGEMENT	00008210 LOAD BANK TESTER	-
07 MOSQUITO CONTROL	00006240 Chemical Foggers	-
07 WATER QUALITY	00006725 YSI Field Sonde	-
07 WATER QUALITY	00007097 YSI FIELD SONDE	-
07 WATER QUALITY	00007187 FIELD SONDE / METER	-
07 WATER QUALITY	00007188 SONDE REPLACEMENT PROBES	-
07 WATER QUALITY	01907029 YSI FIELD SONDE	-
07 WATER QUALITY	02007088 REPLACEMENT FIELD SONDES	42,000.00
14 ENTERPRISE SOFTWARE DEVELOP	00006242 Gartner Group Subscription	-
18 RESOURCE MGT - BUSINESS OFF	00231001 SC BOCC CLERK FINANCIAL AUDIT	-
18 RESOURCE MGT - BUSINESS OFF	00285810 FEMA CONSULTING SVC (00100)	-
22 EQUIPMENT / OTHER Total		486,562.00
23 TECHNOLOGY		
01 COMMUNITY INFORMATION	00276762 BRIGHTHOUSE GRANT	-
01 COMMUNITY INFORMATION	01901013 SGTV OPERATING EQUIPMENT	-
01 EMERGENCY MANAGEMENT	00007121 ANALOG TO DIGITAL CONVERSION	-
01 EMERGENCY MANAGEMENT	02001003 CEMP ONLINE PMT SYSTEM	5,000.00
01 HUMAN RESOURCES	00006828 FINGERPRINT SYSTEM	-
01 TELECOMMUNICATIONS	00007119 800 MHZ DAS SYSTEMS	-
01 TELECOMMUNICATIONS	00132902 Critical Infrastructure	-
01 TELECOMMUNICATIONS	01785359 Radio Transmitter 2nd Egress	-
01 TELECOMMUNICATIONS	02001004 911 CALL RECORDER (NICE) 00100	200,000.00
01 TELECOMMUNICATIONS	02001005 RF SPECTRUM ANALYZER REPLACE	55,000.00
01 TELECOMMUNICATIONS	02001006 RADIO REDUNDANCY & UPS REPLACE	130,000.00
04 PARKS & RECREATION	00231102 CLASS ESCOM SYSTEM MODULE	-
04 PARKS & RECREATION	02004032 PARKS - LIVE STREAMING EVENTS	10,000.00
05 EMERGENCY COMMUNICATIONS	00007151 DECCAN LIVE - MUM CAD/MDTS	-
05 EMERGENCY COMMUNICATIONS	00007325 PDSI/TELESTAFF STAFF SVC 00100	-
05 EMS/FIRE/RESCUE	00006919 EMD DISPATCH SOFTWARE	-
05 EMS/FIRE/RESCUE	02005048 MOBILE VEHICLE ROUTERS - 00100	144,000.00
07 FLEET MANAGEMENT	02007004 FLEET MGMT REPLACEMENT PROJECT	160,000.00
11 DEV SVCS BUSINESS OFFICE	00285820 SHAREPOINT PERMIT TRACKING	-
14 ENTERPRISE ADMINISTRATION	00006605 E-PERMITTING SOLUTION	-
14 ENTERPRISE ADMINISTRATION	02014001 BACKUP TO CLOUD SOLUTION	150,000.00
14 ENTERPRISE SOFTWARE DEVELOP	00006241 Solodev - Website Improvements	-
14 ENTERPRISE SOFTWARE DEVELOP	00279607 PARKS APPLICATION	-
14 ENTERPRISE SOFTWARE DEVELOP	01901401 UPDATE ACCESS TO MS SQL	-
14 ENTERPRISE SOFTWARE DEVELOP	01901402 CONVERT LEGACY INTRANET APPS	-

NON-BASE PROJECTS BY FUND / PROGRAM

FUND - PROGRAM		BUSINESS UNIT NAME	FY20 ADOPTED BUDGET
14 ENTERPRISE SOFTWARE DEVELOP		01901403 CONVERT CRYSTAL TO SSRS	-
14 ENTERPRISE SOFTWARE DEVELOP		01901404 UPDATE DTS TO SSIS	-
14 ENTERPRISE SOFTWARE DEVELOP		01901405 CONVERT NON-SECURE IFRAMES	-
14 ENTERPRISE SOFTWARE DEVELOP		01901406 UPDATE SSIS TO 2017	-
14 ENTERPRISE SOFTWARE DEVELOP		01901407 UPDATE SSRS TO 2017	-
14 ENTERPRISE SOFTWARE DEVELOP		01901408 UPDATE VISUAL STUDIO TO 2017	-
14 ENTERPRISE SOFTWARE DEVELOP		02014003 SHAREPOINT UPGRADE 2016	60,000.00
14 ENTERPRISE SOFTWARE DEVELOP		02014005 WORKFLOW MGMT SFTWR PLATFORM	100,000.00
14 GEOGRAPHIC INFORMATION SYST		00006619 GIS REFERENCE TOOL	-
14 GEOGRAPHIC INFORMATION SYST		00007108 GIS CONSULTANT	-
14 GEOGRAPHIC INFORMATION SYST		02014002 GIS ARCHITECTURE REVIEW	35,000.00
14 IS BUSINESS OFFICE		00006653 WORK ORDER ASSET MGMT SYSTEM	-
14 IS BUSINESS OFFICE		00140000 IT/CAD REPLACEMENT CONSULTANT	-
14 NETWORK & COMM SERVICES		00007326 TELEPHONE SYSTEM REPL - 00100	-
14 NETWORK & COMM SERVICES		02014004 SECURITY/CYBRSECURTY IMPROVMTS	50,000.00
23 TECHNOLOGY Total			1,099,000.00
24 FACILITIES PROJECTS			
01 ANIMAL SERVICES		00007090 STRAY BLDG - FIRE SPRINKLERS	-
01 ANIMAL SERVICES		00007120 REPLACEMENT OF KENNEL DOORS	-
01 ANIMAL SERVICES		00187775 VETERINARIAN SURGICAL CLINIC	-
03 JUDICIAL		01903004 CIRCUIT COURT FURNISHINGS	5,000.00
04 GREENWAYS & NATURAL LANDS		02004012 WINWOOD PARK RESTROOM BUILDING	100,000.00
04 LIBRARY SERVICES		00234820 LAKE MARY LIBRARY PARKING LOT	-
07 FLEET MANAGEMENT		00006875 HEAVY DUTY MOBILE LIFTS	-
07 FLEET MANAGEMENT		00007181 HYDROPAD FOR WASHING EQUIPMENT	-
07 FLEET MANAGEMENT		01785493 FLEET VEHICLE LIFT	-
24 FACILITIES PROJECTS Total			105,000.00
00108 FACILITIES MAINTENANCE FUND			
20 CIP			
07 FACILITIES		00132702 MODULAR BUILDINGS FOR ROADS	-
07 FACILITIES		00273921 ROOF-ENVIRONMENTAL SERVICES	-
07 FACILITIES		00273922 PARKING LOT-FIRE	-
07 FACILITIES		00273923 FIRE ALARM-PUBLIC WORKS	-
07 FACILITIES		00273924 FIRE ALARM-ENVIRONMENTAL	-
07 FACILITIES		00273967 HVAC - GENERAL GOVERNMENT (ONG	-
07 FACILITIES		00273970 HVAC - WATER & SEWER (ONGOING)	-
07 FACILITIES		00273971 HVAC - SHERIFF (ONGOING)	-
07 FACILITIES		00273972 HVAC - PUBLIC WORKS (ONGOING)	-
07 FACILITIES		00273974 ROOF CAPITAL MAINTENANCE - GEN	-
07 FACILITIES		00273975 ROOF CAPITAL MAINTENANCE - LEI	-
07 FACILITIES		00273976 ROOF CAPITAL MAINTENANCE - ROA	-
07 FACILITIES		00273978 ROOF CAPITAL MAINTENANCE - SHE	-
07 FACILITIES		00273979 ROOF CAPITAL MAINTENANCE - HEA	-
07 FACILITIES		00273981 EXTERIOR BUILDING CAPITAL MAIN	-
07 FACILITIES		00273982 EXTERIOR BUILDING CAPITAL MAIN	-
07 FACILITIES		00273983 EXTERIOR BUILDING CAPITAL MAIN	-
07 FACILITIES		00273984 EXTERIOR BUILDING CAPITAL MAIN	-
07 FACILITIES		00273985 FLOORING REPLACEMENT - GENERAL	-
07 FACILITIES		00273987 FLOORING REPLACEMENT - LEISURE	-
07 FACILITIES		00273988 FLOORING REPLACEMENT - PUBLIC	-
07 FACILITIES		00273991 FIRE ALARM REPLACEMENT - GENER	-
07 FACILITIES		00273992 FIRE ALARM - LEISURE (ONGOING)	-
07 FACILITIES		00273993 FIRE ALARM - FIRE (ONGOING)	-
07 FACILITIES		00273994 PARKING LOT IMPROVEMENTS - GEN	-
07 FACILITIES		00273995 PARKING LOT IMPROVEMENTS - LEI	-
07 FACILITIES		00273996 Fire Alarm - Sheriff	-
07 FACILITIES		00274104 HVAC REPLACEMENT - LIBRARIES	-
07 FACILITIES		00274219 PUBLIC SAFETY BUILDING PARKING	-
20 CIP Total			-

NON-BASE PROJECTS BY FUND / PROGRAM

FUND - PROGRAM	BUSINESS UNIT NAME	FY20 ADOPTED BUDGET
24 FACILITIES PROJECTS		
02 CLERK OF THE COURT	01902001 CJC SECURITY BOLLARDS	-
02 SHERIFF'S OFFICE	00007085 JAIL PLANNED WORK 00100	271,500.00
04 LIBRARY SERVICES	01904014 ADA RESTROOM COMP - LIBRARIES	-
07 FACILITIES	00007083 LEISURE PLANNED WORK 00100	283,870.00
07 FACILITIES	00007084 GENERAL GOVT PLANNED WRK 00100	961,992.00
07 FACILITIES	01902004 CONSTITUTIONAL PLAN WORK 00108	681,546.00
24 FACILITIES PROJECTS Total		2,198,908.00
00109 FLEET REPLACEMENT FUND		
21 FLEET		
01 ANIMAL SERVICES	00008010 24532 FORD TRANSIT CONNECT	-
01 ANIMAL SERVICES	00008093 51374 KAWASAKI MULE GOLF CART	-
01 ANIMAL SERVICES	01901001 FORD F250 KENNEL BOX-780269	-
01 ANIMAL SERVICES	01901002 FORD F250 KENNEL BOX-780086	-
01 ANIMAL SERVICES	01901003 FORD F250 KENNEL BOX-780268	-
01 ANIMAL SERVICES	01901005 FORD F250-07442	-
01 ANIMAL SERVICES	02007138 F250 4X2 EX CB KENL TRK-780085	54,365.00
01 COMMUNITY INFORMATION	02001010 FORD ESCAPE 4X2 - NEW	20,628.00
01 E-911	01901006 FORD ESCAPE 4X2-04836	-
01 EMERGENCY MANAGEMENT	00008013 03960 FORD EXPLORER	-
01 EMERGENCY MANAGEMENT	01901007 FORD INTERCEPTOR-04005 GF	-
01 EMERGENCY MANAGEMENT	02001013 FORD F350 CREW 4X4 - NEW	33,815.00
01 TELECOMMUNICATIONS	00008014 02079 FORD TRANSIT	-
01 TELECOMMUNICATIONS	02001016 FORD EXPLORER 4X4 - 06419	30,107.00
01 TELECOMMUNICATIONS	02007137 T250 TRNST CRGO VAN MREL-02078	33,213.00
04 EXTENSION SERVICE	01904001 FORD TRANSIT T350-06070172	-
04 GREENWAYS & NATURAL LANDS	00006732 BCC# 03928-ALAMO GOR TREE CUTT	-
04 GREENWAYS & NATURAL LANDS	00007030 #04492 Caterpillar Skid Steer	-
04 GREENWAYS & NATURAL LANDS	00008070 04834 BIG TEX 25 FT FLAT BED	-
04 GREENWAYS & NATURAL LANDS	00008071 20984 FORD F450	-
04 GREENWAYS & NATURAL LANDS	01904002 FORD F250 REG CAB 4X4-03038	-
04 GREENWAYS & NATURAL LANDS	01904003 FORD F150 REG CAB 4X2-24243	-
04 GREENWAYS & NATURAL LANDS	01904004 DIAMOND CARGO ENCL TRAILER-NEW	-
04 GREENWAYS & NATURAL LANDS	01904005 FORD F150 REG CAB 4X2-03212	-
04 GREENWAYS & NATURAL LANDS	02004016 FLATBED TRAILER - 23156	34,406.00
04 GREENWAYS & NATURAL LANDS	02004022 FORD F350 REG 4X2 - 02956	27,941.00
04 GREENWAYS & NATURAL LANDS	02004025 TORO SPRAYER - NEW	34,144.00
04 GREENWAYS & NATURAL LANDS	02004026 VERMEER STUMP GRINDER - NEW	61,384.00
04 PARKS & RECREATION	00006733 BCC# 06070118-TORO Golf Cart	-
04 PARKS & RECREATION	00006734 BCC# 06565-JOHN DEERE Gator 4X	-
04 PARKS & RECREATION	00006735 BCC# 780197-JOHN DEERE Gator 4	-
04 PARKS & RECREATION	00006737 BCC# 46936-JOHN DEERE Gator 4X	-
04 PARKS & RECREATION	00006738 BCC# 780037-TORO Golf Cart	-
04 PARKS & RECREATION	00007050 #06564 John Deere Mower	-
04 PARKS & RECREATION	02004027 AVANT LOADER W/ FORKS - NEW	47,401.00
04 PARKS & RECREATION	02004028 FORD F150 REG 4X2 - 07184	24,936.00
04 PARKS & RECREATION	02004029 TORO DEBRIS BLOWER - NEW	7,348.00
04 PARKS & RECREATION	02004031 TORO UTV 4X2 - 51886	11,737.00
04 PARKS & RECREATION	02007136 F250 4X2 REG CAB UTILITY-04460	35,273.00
07 DEVELOPMENT REVIEW ENGINEER	00008018 01795 FORD F150 EXT CAB 4x4	-
07 DEVELOPMENT REVIEW ENGINEER	00008019 02901 FORD F150 EXT CAB 4x4	-
07 DEVELOPMENT REVIEW ENGINEER	01907001 FORD F150 EXT CAB 4X4-07187	-
07 DEVELOPMENT REVIEW ENGINEER	01907002 FORD F150 EXT CAB 4X4-06531	-
07 FACILITIES	00008073 20162 FORD TRANSIT	-
07 FACILITIES	01907003 FORD TRANSIT T150-20955	-
07 FACILITIES	02007032 CARGO TRAILER - 21675	5,295.00
07 FACILITIES	02007034 FORD UTILITY BODY - 23067	36,973.00
07 FACILITIES	02007035 FORD BOX TRUCK - 23066	59,229.00
07 FACILITIES	02007036 FORD STAKE BODY - 23591	62,518.00

NON-BASE PROJECTS BY FUND / PROGRAM

FUND - PROGRAM	BUSINESS UNIT NAME	FY20 ADOPTED BUDGET
07 FACILITIES	02007037 FORD BUCKET TRUCK - 02139	144,134.00
07 FACILITIES	02007042 DUMP TRAILER - NEW	12,695.00
07 FACILITIES	02007043 FORD TRANSIT T150 - 01639	29,349.00
07 FACILITIES	02007044 FORD TRANSIT T150 - 20954	29,349.00
07 FACILITIES	02007139 T150 TRANSIT CARGO VAN-05292	30,151.00
07 FACILITIES	02007140 T150 TRANSIT CARGO VAN-02697	30,151.00
07 FACILITIES	02007141 T150 TRANSIT CARGO VAN-03226	30,151.00
07 FACILITIES	02007142 T150 TRANSIT CARGO VAN-04583	30,151.00
07 FACILITIES	02007143 F250 4X2 CREW CAB-02045	28,877.00
07 FLEET MANAGEMENT	00006636 FORD F-350 PICKUP REG CAB	-
07 FLEET MANAGEMENT	00006637 FORD F-150 PICKUP EXT CAB	-
07 FLEET MANAGEMENT	00006661 FORD F-150 PICKUP EXT CAB	-
07 FLEET MANAGEMENT	00006853 F150 REGULAR CAB - NEW	-
07 FLEET MANAGEMENT	00006854 F150 REGULAR CAB - NEW	-
07 FLEET MANAGEMENT	00006855 F150 REGULAR CAB - NEW	-
07 FLEET MANAGEMENT	00006856 F150 REGULAR CAB - NEW	-
07 FLEET MANAGEMENT	00006861 1996 TORO Mower-BCC #20996	-
07 FLEET MANAGEMENT	00006862 1996 TORO Mower-BCC #20997	-
07 FLEET MANAGEMENT	00006863 2001 TORO Mower-BCC #02585	-
07 FLEET MANAGEMENT	00006864 2003 DEERE Gator 4X2-BCC04580	-
07 FLEET MANAGEMENT	00006865 SCAG TURF TIGER W/72-BCC#02070	-
07 FLEET MANAGEMENT	00006866 DEERE 5220 Tractor-BCC #05296	-
07 FLEET MANAGEMENT	00006867 2001 HUSTLER Mower-BCC #02434	-
07 FLEET MANAGEMENT	00006868 MASSEY Turf Tractor-BCC #02072	-
07 FLEET MANAGEMENT	00006869 SCAG TURF MOWER-BCC #03029	-
07 FLEET MANAGEMENT	00006870 Dump Truck 4900-BCC #00664	-
07 FLEET MANAGEMENT	00006871 1996 ACME PUMP-BCC #22959	-
07 FLEET MANAGEMENT	00006872 2005 MENZI MUCK-BCC #07348	-
07 FLEET MANAGEMENT	00006873 CHEVROLET Astrovan-BCC #03001	-
07 FLEET MANAGEMENT	00006874 EMERGENCY SHELTER SUPRT TRAILR	-
07 FLEET MANAGEMENT	00006884 TORO WORKMAN MOWER	-
07 FLEET MANAGEMENT	00006885 1994 RYAN TRACAIRE-BCC #20188	-
07 FLEET MANAGEMENT	00006886 FORD F150 Regular-BCC #07472	-
07 FLEET MANAGEMENT	00006887 FORD F150 Regular-BCC #07470	-
07 FLEET MANAGEMENT	00006888 FORD F150 Regular-BCC #07471	-
07 FLEET MANAGEMENT	00006889 4700 Crew Dump-BCC #00869	-
07 FLEET MANAGEMENT	01907004 GENSET CONTROL SYSTEM-NEW PSB	-
07 FLEET MANAGEMENT	01907005 GENSET AUTO TRAN SWTCH-NEW PSB	-
07 FLEET MANAGEMENT	01907006 FORD F450 GEN TRUCK-24215	-
07 FLEET MANAGEMENT	01907100 GENERATOR 002-KW100 CSB	-
07 FLEET MANAGEMENT	01907101 GENERATOR 003-KW100 CSB	-
07 FLEET MANAGEMENT	01907102 GENERATOR 004-KW300 CSB	-
07 FLEET MANAGEMENT	01907103 GENERATOR 028-KW35 CSB	-
07 FLEET MANAGEMENT	01907104 GENERATOR 032-KW125 CCH	-
07 FLEET MANAGEMENT	01907105 GENERATOR 046-KW45 FUEL ISL	-
07 FLEET MANAGEMENT	01907106 GENERATOR 047-KW45 LANDFILL	-
07 FLEET MANAGEMENT	01907107 GENERATOR 051-KW215 HEALTH DEP	-
07 FLEET MANAGEMENT	01907108 GENERATOR 079-KW500 JAIL	-
07 FLEET MANAGEMENT	01907109 GENERATOR 080-KW800 JAIL	-
07 FLEET MANAGEMENT	01907110 GENERATOR 081-KW80 PROBATION	-
07 FLEET MANAGEMENT	01907111 GENERATOR 105-KW60 PROBATION	-
07 FLEET MANAGEMENT	01907118 STATIONARY GENERATOR	-
07 FLEET MANAGEMENT	02007046 ASCO LOAD BANK - NEW	13,625.00
07 FLEET MANAGEMENT	02007047 FORD UTILITY BODY - 07125	56,072.00
07 MOSQUITO CONTROL	00006740 BCC# 03037-FORD Ranger	-
07 MOSQUITO CONTROL	00007080 #New Unit PW1 Ford F150 4X4	-
07 MOSQUITO CONTROL	00007081 #New Unit PW2 Ford F150 4X4	-
07 MOSQUITO CONTROL	00007082 #New PW3 RK Poly Skid Sprayer	-
07 MOSQUITO CONTROL	02007144 F150 4X4 EXT CAB-03243	33,637.00
07 MOSQUITO CONTROL	02007145 F150 4X4 EXT CAB-05156	33,637.00

NON-BASE PROJECTS BY FUND / PROGRAM

FUND - PROGRAM		BUSINESS UNIT NAME	FY20 ADOPTED BUDGET
07 ROADS-STORMWATER R&M		00006741 BCC# 19911-FORD F800 PATCH DUM	-
07 ROADS-STORMWATER R&M		00006742 BCC# 00869*-INTERNATIONAL 4700	-
07 ROADS-STORMWATER R&M		00006746 BCC# 00898 - SKID STEER LOADER	-
07 ROADS-STORMWATER R&M		00007010 #00662 INTERNATIONAL WORKSTAR	-
07 ROADS-STORMWATER R&M		00007012 #00665 Ford F750	-
07 ROADS-STORMWATER R&M		00007064 #51881 Collins CPH0306	-
07 TRAFFIC OPERATIONS		00006744 BCC# 02922-INTERNATIONAL LIFT	-
07 TRAFFIC OPERATIONS		00007014 #01331 Ford F250 4X4	-
07 TRAFFIC OPERATIONS		00007020 #02075 Ford F150	-
07 TRAFFIC OPERATIONS		00007033 #04552 Ford F150	-
07 TRAFFIC OPERATIONS		00007035 #05160 Ford F150 Crew Cab	-
07 TRAFFIC OPERATIONS		00007036 #05183 Ford F450	-
07 WATER QUALITY		00007058 #18757 Airboat	-
07 WATER QUALITY		02007086 FORD F150 CREW 4X4 - 21420	31,487.00
14 WORKSTATION SUPPORT & MAINT		01914001 FORD TRANSIT CONNECT-07327	-
18 MAIL SERVICES		01918001 FORD TRANSIT CONNECT-04507	-
21 FLEET Total			1,154,179.00
00111 TECHNOLOGY REPLACEMENT FUND			
23 TECHNOLOGY			
01 COMMUNITY INFORMATION		00006940 SGTV TECHNOLOGY REPLACEMENT	-
14 WORKSTATION SUPPORT & MAINT		00006651 TECHNOLOGY REPLACEMENT	462,159.90
14 WORKSTATION SUPPORT & MAINT		00006839 NETWORK EQUIPMENT REFRESH	383,000.00
14 WORKSTATION SUPPORT & MAINT		02014007 FIRE DEPT MOBILE REFRESH PLAN	535,507.00
23 TECHNOLOGY Total			1,380,666.90
00112 MAJOR PROJECTS FUND			
20 CIP			
04 PARKS & RECREATION		00277004 MOORE'S STATION SOCCER COMPLEX	-
06 COUNTY ASSISTANCE PROGRAMS		00243111 CASSELBERRY HEALTH DEPARTMENT	-
07 CAPITAL PROJECTS DELIVERY		00243109 RENOVATIONS TO WORK RELEASE CE	-
07 CAPITAL PROJECTS DELIVERY		00243112 PUBLIC SAFETY BUILDING SIGN	-
07 CAPITAL PROJECTS DELIVERY		01785962 JUVENILE ASSESSMENT CENTER	-
14 NETWORK & COMM SERVICES		00286001 FIRE SUPPRESS SYS PSB - 00112	-
20 CIP Total			-
23 TECHNOLOGY			
01 TELECOMMUNICATIONS		00006627 CRITICAL RADIO UPGRADES/REPLAC	-
01 TELECOMMUNICATIONS		01901015 RADIO PROJECT	-
05 EMERGENCY COMMUNICATIONS		00007133 CAD PROJECT - 00112	-
14 ENTERPRISE SOFTWARE DEVELOP		00286004 JD EDWARDS UPGRADES	-
14 NETWORK & COMM SERVICES		00007109 TELEPHONE REFRESH GENERAL GOV	564,446.00
14 NETWORK & COMM SERVICES		01785130 Civil Courthouse Phone System	-
23 TECHNOLOGY Total			564,446.00
10101 TRANSPORTATION TRUST FUND			
20 CIP			
07 CAPITAL PROJECTS DELIVERY		00008305 SWEETWATER COVE TRIBUTARY DRED	-
07 CAPITAL PROJECTS DELIVERY		00009006 SOLDIERS CREEK @ CR 427 RSF -	-
07 CAPITAL PROJECTS DELIVERY		00137132 BRIDGE INSPECTION, REHABILITAT	-
07 CAPITAL PROJECTS DELIVERY		00229004 CASSEL CREEK STORMWATER FACILI	-
07 CAPITAL PROJECTS DELIVERY		00229117 STATE ROAD 426 AT ALOMA WOODS	-
07 CAPITAL PROJECTS DELIVERY		00241702 IFAS MIDWAY REGIONAL STORMWATE	-
07 CAPITAL PROJECTS DELIVERY		00251402 RAIL RELATED TRANSIT	-
07 CAPITAL PROJECTS DELIVERY		00259502 GRACE LAKE SINKHOLE DESIGN MOD	-
07 CAPITAL PROJECTS DELIVERY		01907099 USDA-NRCS-IRMA-TR TST MATCH	-
07 WATER QUALITY		00276907 WEKIVA BASIN TMDL - BMAP IMPL	-
20 CIP Total			-
21 FLEET			
07 CAPITAL PROJECTS DELIVERY		00007320 NEW FORD F 150 4X4	-

NON-BASE PROJECTS BY FUND / PROGRAM

FUND - PROGRAM	BUSINESS UNIT NAME	FY20 ADOPTED BUDGET
07 FLEET MANAGEMENT	00006893 Tommy Lift Gate-01121	-
07 FLEET MANAGEMENT	00006894 Tommy Lift Gate-06070421	-
07 FLEET MANAGEMENT	00006895 Tommy Lift Gate-00660	-
07 FLEET MANAGEMENT	00006896 Tommy Lift Gate-06701	-
07 FLEET MANAGEMENT	00006897 Tommy Lift Gate-00665	-
07 FLEET MANAGEMENT	00006898 Tommy Lift Gate-02902	-
07 ROADS-STORMWATER R&M	00006611 PUBLIC WORKS CLAM TRUCK	-
07 ROADS-STORMWATER R&M	00006881 Tommy Lift Gate-06070422	-
07 ROADS-STORMWATER R&M	00006882 Tommy Lift Gate-04521	-
07 ROADS-STORMWATER R&M	00006892 Tommy Lift Gate-01999	-
07 ROADS-STORMWATER R&M	00008097 NEW UNIT GRADFALL GRAPPLE	-
07 ROADS-STORMWATER R&M	00008099 06070288 COLD PLANER/MILLING	-
07 ROADS-STORMWATER R&M	00008100 01121 FORD F750	-
07 ROADS-STORMWATER R&M	00008102 00661 INTERN TI 4900 DUMP TRUC	-
07 ROADS-STORMWATER R&M	00008103 00867 INTERNATI 4900 DUMP TRUC	-
07 ROADS-STORMWATER R&M	00008104 04495 INTERNATI 7400 DUMP TRUC	-
07 ROADS-STORMWATER R&M	00008106 00660 FORD F750	-
07 ROADS-STORMWATER R&M	01907007 INT'L WORKSTAR 7500-02000	-
07 ROADS-STORMWATER R&M	01907008 MGL EX 1 SCALPING SCREEN-00873	-
07 ROADS-STORMWATER R&M	01907009 INT'L WORKSTAR 7400-24495	-
07 ROADS-STORMWATER R&M	01907010 INT'L WORKSTAR 7400-00663	-
07 ROADS-STORMWATER R&M	01907012 CAT 289D SKIDSTEER-04491	-
07 ROADS-STORMWATER R&M	01907013 FORD F150 EXT CAB 4X4-24517	-
07 ROADS-STORMWATER R&M	01907014 FORD F250 CREW CAB 4X4-00211	-
07 ROADS-STORMWATER R&M	01907015 MENZI MUCK-GRAPPLE-NEW	-
07 ROADS-STORMWATER R&M	01907016 VERMEER SC30TX-01363	-
07 ROADS-STORMWATER R&M	01907017 MENZI MUCK-MOWER ATTACH-NEW	-
07 ROADS-STORMWATER R&M	01907018 CAT BRUSH CUTTER ATT-02888	-
07 ROADS-STORMWATER R&M	01907020 FORD F450 EXT CAB 4X4-19095	-
07 ROADS-STORMWATER R&M	01909014 SLOPE MOWER ARM REPLACEMENT	-
07 ROADS-STORMWATER R&M	02007052 ARROW BOARD - 07798	14,438.00
07 ROADS-STORMWATER R&M	02007053 CAT LOADER - 24127	262,722.00
07 ROADS-STORMWATER R&M	02007054 HYROLIC HAMMER ATTACH - 07433	8,973.00
07 ROADS-STORMWATER R&M	02007055 CAT PWR TILT CPLR - REP	15,581.00
07 ROADS-STORMWATER R&M	02007056 CAT PWR TILT CPLR LR - NEW	11,785.00
07 ROADS-STORMWATER R&M	02007057 FLATBED TRAILER - 13115	17,309.00
07 ROADS-STORMWATER R&M	02007058 FORD TRANSIT T350 - 02751	33,215.00
07 ROADS-STORMWATER R&M	02007059 FORD F150 EXT 4X4 - 00210	30,592.00
07 ROADS-STORMWATER R&M	02007060 FORD F150 EXT 4X4 - 01328	30,592.00
07 ROADS-STORMWATER R&M	02007061 FORD F150 EXT 4X4 - 05155	30,592.00
07 ROADS-STORMWATER R&M	02007062 FORD F150 EXT 4X4 - 02150	30,592.00
07 ROADS-STORMWATER R&M	02007063 FORD F150 EXT 4X4 - 20957	30,592.00
07 ROADS-STORMWATER R&M	02007064 FORD F150 EXT 4X4 - 24518	30,592.00
07 ROADS-STORMWATER R&M	02007065 FORD F250 CREW 4X4 - 02855	35,001.00
07 ROADS-STORMWATER R&M	02007066 FORD F250 CREW 4X4 - 02856	35,001.00
07 ROADS-STORMWATER R&M	02007067 FORD F250 CREW 4X4 - 02870	35,001.00
07 ROADS-STORMWATER R&M	02007068 FORD F250 CREW 4X4 - 02042	35,001.00
07 ROADS-STORMWATER R&M	02007069 FORD DUMP BODY - 02003	112,955.00
07 ROADS-STORMWATER R&M	02007070 FORD CAB-CHASSIS WT - 19885	119,174.00
07 ROADS-STORMWATER R&M	02007071 GRADALL EXCAVATOR - 19317	473,298.00
07 ROADS-STORMWATER R&M	02007072 WERK-BRAU PWR TILT CPLR - NEW	8,558.00
07 ROADS-STORMWATER R&M	02007073 INT DUMP TRUCK - 24493	130,150.00
07 ROADS-STORMWATER R&M	02007074 INT FUEL TRUCK - 06940	175,945.00
07 ROADS-STORMWATER R&M	02007089 INT VACUUM BOOM - 05180	452,067.00
07 ROADS-STORMWATER R&M	02007128 GRADALL EXCAVATOR XL4100-01120	473,298.00
07 ROADS-STORMWATER R&M	02007129 INTERNATIONAL HV TRACTOR-02006	122,765.00
07 ROADS-STORMWATER R&M	02007130 JOHN DEERE 644K WHL LOAD-01118	262,722.00
07 ROADS-STORMWATER R&M	02007131 F250 4X4 CREW CAB-05157	35,001.00
07 ROADS-STORMWATER R&M	02007132 F250 4X4 CREW CAB-05159	35,001.00
07 TRAFFIC OPERATIONS	00008087 03076 FORD F450 SUPERDUTY	-

NON-BASE PROJECTS BY FUND / PROGRAM

FUND - PROGRAM	BUSINESS UNIT NAME	FY20 ADOPTED BUDGET
07 TRAFFIC OPERATIONS	00008088 AMSIG PORTABLE MESSAGE BOARD	-
07 TRAFFIC OPERATIONS	00008089 05319 FORD F550	-
07 TRAFFIC OPERATIONS	00008107 19885 - FORD L8000 WATER TRUCK	-
07 TRAFFIC OPERATIONS	01907021 FORD F550 EXT CAB 4X4-04564	-
07 TRAFFIC OPERATIONS	01907022 FORD F450 SIGN TRUCK 4X4-06518	-
07 TRAFFIC OPERATIONS	01907023 FORD F150 EXT CAB 4X4-01117	-
07 TRAFFIC OPERATIONS	01907024 FORD F150 EXT CAB 4X4-04489	-
07 TRAFFIC OPERATIONS	01907025 FORD F150 EXT CAB 4X4-02044	-
07 TRAFFIC OPERATIONS	01907026 FORD F150 EXT CAB 4X4-02043	-
07 TRAFFIC OPERATIONS	01907027 FORD F150 EXT CAB 4X4-NEW	-
07 TRAFFIC OPERATIONS	02007075 UTILITY TRAILER - 03211	6,825.00
07 TRAFFIC OPERATIONS	02007076 REEL TRAILER - 05288	31,962.00
07 TRAFFIC OPERATIONS	02007077 FIBER SPLICE TRAILER - 24345	31,944.00
07 TRAFFIC OPERATIONS	02007078 CARGO TRAILER - 24346	7,415.00
07 TRAFFIC OPERATIONS	02007079 FORD EXPLORER 4X4 - 07445	30,752.00
07 TRAFFIC OPERATIONS	02007080 FORD F150 EXT 4X4 - 04497	34,469.00
07 TRAFFIC OPERATIONS	02007081 FORD F150 CREW 4X2 - 05698	32,072.00
07 TRAFFIC OPERATIONS	02007082 FORD F150 EXT 4X4 - 02074	33,734.00
07 TRAFFIC OPERATIONS	02007083 FORD F150 EXT 4X4 - 06070326	33,734.00
07 TRAFFIC OPERATIONS	02007084 FORD F250 CREW 4X4 - 00395	45,326.00
21 FLEET Total		3,376,746.00
22 EQUIPMENT / OTHER		
07 CAPITAL PROJECTS DELIVERY	00008124 HP DESIGNJET T2530 36" MFP	-
07 ROADS-STORMWATER R&M	00006825 Stations	-
07 ROADS-STORMWATER R&M	00006883 STORMWATER OPERATIONS	-
07 TRAFFIC OPERATIONS	00006821 Conflict Monitor Tester	-
07 TRAFFIC OPERATIONS	00006822 Underground Locator	-
07 TRAFFIC OPERATIONS	00006823 Metal Sheer	-
07 TRAFFIC OPERATIONS	00006824 Optical Time Domain Reflectome	-
07 TRAFFIC OPERATIONS	00006930 ATSI CONFLICT TESTER	-
07 TRAFFIC OPERATIONS	00007094 PORTABLE MESSAGE SIGN 1	-
07 TRAFFIC OPERATIONS	00007096 ROLLING TABLE FOR SIGN SHOP	-
07 TRAFFIC OPERATIONS	01785395 DIAMOND CORING RIG	-
07 TRAFFIC OPERATIONS	01907030 CONFLICT MONITOR TESTER	-
07 TRAFFIC OPERATIONS	02007001 ATSI MMU TESTER	15,490.00
07 TRAFFIC OPERATIONS	02007002 PAVEMENT MARKINGS/RETRO REFLEC	96,800.00
22 EQUIPMENT / OTHER Total		112,290.00
23 TECHNOLOGY		
07 ROADS-STORMWATER R&M	00007183 TOPCON HIPER V NET ROVER GPS	-
07 TRAFFIC OPERATIONS	00007186 IPAD AIR 2	-
23 TECHNOLOGY Total		-
24 FACILITIES PROJECTS		
07 FACILITIES	01907116 TRAN TRUST PLANNED WORK 10101	110,659.00
24 FACILITIES PROJECTS Total		110,659.00
10400 BUILDING PROGRAM		
20 CIP		
11 BUILDING	02011004 FORD F150 REG 4X2 - 59225	23,766.00
20 CIP Total		23,766.00
21 FLEET		
11 BUILDING	00006728 BCC# 06519-FORD F-150 Extended	-
11 BUILDING	00006729 BCC# 06583-FORD F-150 Extended	-
11 BUILDING	00006730 BCC# 07328-FORD F-150 Extended	-
11 BUILDING	00006731 BCC# 07331-FORD F-150 Regular	-
11 BUILDING	00006931 BCC# 06070231-FORD F-150	-
11 BUILDING	00006932 BCC# 06070232-FORD F-150	-
11 BUILDING	00006935 F-150 REGULAR CAB - NEW	-
11 BUILDING	00006936 F-150 REGULAR CAB - NEW	-
11 BUILDING	00006937 F-150 REGULAR CAB - NEW	-

NON-BASE PROJECTS BY FUND / PROGRAM

FUND - PROGRAM	BUSINESS UNIT NAME	FY20 ADOPTED BUDGET
11 BUILDING	00006938 F-150 REGULAR CAB - NEW	-
11 BUILDING	00007066 #780120 Ford F150	-
11 BUILDING	00008015 06585 FORD F150 REGULAR	-
11 BUILDING	00008016 07334 FORD F150 REGULAR	-
11 BUILDING	00008017 49617 FORD F150 REGULAR	-
11 BUILDING	01911001 FORD F150 REG CAB 4X2-06453	-
11 BUILDING	01911002 FORD F150 REG CAB 4X2-07332	-
11 BUILDING	01911003 FORD F150 REG CAB 4X2-49618	-
11 BUILDING	01911004 FORD F150 REG CAB 4X2-06070245	-
11 BUILDING	01911005 FORD F150 REG CAB 4X2-780119	-
11 BUILDING	01911006 FORD F150 REG CAB 4X2-NEW	-
11 BUILDING	01911007 FORD F150 REG CAB 4X2-NEW	-
11 BUILDING	01911008 FORD F150 REG CAB 4X2-NEW	-
11 BUILDING	01911009 FORD F150 REG CAB 4X2-NEW	-
21 FLEET Total		-
23 TECHNOLOGY		
11 BUILDING	00285819 SHAREPOINT PERMIT TRACKING	-
11 BUILDING	01911011 EASY PERMITS / ONLINE APP-BLDG	10,000.00
11 BUILDING	01911012 PROJECT FLOW (EPLAN) UPGRD-BLD	87,000.00
11 BUILDING	02011001 CLICK TO GOV UPGRADE	15,000.00
11 BUILDING	02011002 NAVILINE HTML 5 UPGRADE	8,750.00
14 NETWORK & COMM SERVICES	00007128 TELEPHONE REFRESH BUILDING	6,945.00
23 TECHNOLOGY Total		127,695.00
24 FACILITIES PROJECTS		
11 BUILDING	00285817 PERMIT CNTR PENINSULA SIGN IN	-
24 FACILITIES PROJECTS Total		-
11000 TOURISM PARKS 1,2,3 CENT FUND		
20 CIP		
01 TOURIST DEVELOPMENT	00234720 SPORTS COMPLEX	56,000.00
04 LEISURE BUSINESS OFFICE	02004011 INDOOR COMPLEX PRO-FORMA STUDY	60,000.00
04 PARKS & RECREATION	00009014 TENNIS COURT RESURFACE-SYLVAN	-
04 PARKS & RECREATION	00234674 JETTA POINT PARK	-
04 PARKS & RECREATION	00234714 SOLDIERS CREEK PARK RENOVATION	-
04 PARKS & RECREATION	02004009 SOLDIERS CREEK OVERFLOW LOT	312,375.00
20 CIP Total		428,375.00
11200 FIRE PROTECTION FUND		
20 CIP		
05 EMS/FIRE/RESCUE	00132804 LOGISTIC WAREHOUSE IN FTC	-
05 EMS/FIRE/RESCUE	00132808 FIRE STATION 41 KITCH CABINETS	-
05 EMS/FIRE/RESCUE	00132810 FIRE STATION 11 KITCH CABINETS	-
05 EMS/FIRE/RESCUE	00189313 RENOVATION TO FIRE STATION 16	-
05 EMS/FIRE/RESCUE	00189314 RENOVATION TO FIRE STATION 43	-
05 EMS/FIRE/RESCUE	00258004 FIRE STATION 29 - ALOMA AVENUE	-
05 EMS/FIRE/RESCUE	01785362 FS 22 Improvements	-
05 EMS/FIRE/RESCUE	01785404 WINTER SPRG FIRE IMP FEE FS28	-
05 EMS/FIRE/RESCUE	02005012 FIRE STATION 39	-
05 EMS/FIRE/RESCUE	02005049 FIRE STATION 11	-
20 CIP Total		-
21 FLEET		
05 EMS/FIRE/RESCUE	00007175 TOWER 37 PROJECT	-
05 EMS/FIRE/RESCUE	00007176 DIVE UNIT REPLACEMENT	-
05 EMS/FIRE/RESCUE	01785367 FIRE TRAINING CENTER GENERATOR	-
05 EMS/FIRE/RESCUE	01905001 PIERCE IMPEL-24482	-
05 EMS/FIRE/RESCUE	01905002 PIERCE IMPEL-02038	-
05 EMS/FIRE/RESCUE	01905003 PIERCE WATER TANKER-05213	-
05 EMS/FIRE/RESCUE	01905004 FORD ALS TRANSPORT-03958	-
05 EMS/FIRE/RESCUE	01905005 FORD ALS TRANSPORT-03955	-

NON-BASE PROJECTS BY FUND / PROGRAM

FUND - PROGRAM		BUSINESS UNIT NAME	FY20 ADOPTED BUDGET
05 EMS/FIRE/RESCUE		01905006 FORD ALS TRANSPORT-04865	-
05 EMS/FIRE/RESCUE		01905008 FORD F550 WOODS TRUCK-01374	-
05 EMS/FIRE/RESCUE		01905011 FORD EXPLORER AWD-04126	-
05 EMS/FIRE/RESCUE		01905013 FORD TRANSIT T250-02759	-
05 EMS/FIRE/RESCUE		01905014 FORD F150 EXT CAB 4X2-01418	-
05 EMS/FIRE/RESCUE		01905015 KUBOTA UTILITY VEHICLE-04647	-
05 EMS/FIRE/RESCUE		01905016 POLARIS RANGER 900-24459	-
05 EMS/FIRE/RESCUE		01905018 PIERCE WATER TANKER-NEW	-
05 EMS/FIRE/RESCUE		01905019 GENERATOR 60-35KW FIRE STAT 24	-
05 EMS/FIRE/RESCUE		02005027 FORD F450 REG 4X2 - 03958	300,000.00
05 EMS/FIRE/RESCUE		02005028 FORD F450 REG 4X2 - 03959	300,000.00
05 EMS/FIRE/RESCUE		02005029 FORD F150 EXT 4X2 - 05211	38,174.00
05 EMS/FIRE/RESCUE		02005031 FORD F150 EXT 4X2 - 04551	38,174.00
05 EMS/FIRE/RESCUE		02005032 PIERCE FIRE ENGINE - 780655	690,000.00
05 EMS/FIRE/RESCUE		02005033 FORD F450 REG 4X2 - 04865	300,000.00
05 EMS/FIRE/RESCUE		02005034 PIERCE FIRE ENGINE - 05208	690,000.00
05 EMS/FIRE/RESCUE		02005035 PIERCE FIRE TANKER - 05316	305,000.00
05 EMS/FIRE/RESCUE		02005038 KUBOTA UTV 4X4 - 07538	17,318.00
05 EMS/FIRE/RESCUE		02005039 SUTPHEN TOWER TRUCK - 100641	1,150,000.00
05 EMS/FIRE/RESCUE		02005051 FORD F150 EXT 4X2 - 100638	38,174.00
05 FIRE PREVENTION BUREAU		01905010 FORD F250 CREW CAB 4X4-04008	-
05 FIRE PREVENTION BUREAU		01905012 FORD ESCAPE-05211	-
05 FIRE PREVENTION BUREAU		02005040 FORD F150 EXT 4X2 - 100642	38,174.00
21 FLEET Total			3,905,014.00
22 EQUIPMENT / OTHER			
05 EMS/FIRE/RESCUE		00006670 SCBA COMPRESSORS	-
05 EMS/FIRE/RESCUE		00006671 SPECIAL OPERATIONS TRAINING EQ	50,000.00
05 EMS/FIRE/RESCUE		00006673 VENTILATION FAN FOR FTC TRAINI	-
05 EMS/FIRE/RESCUE		00006674 MARINE FIRE PUMP	-
05 EMS/FIRE/RESCUE		00006891 BC COMMAND BOARD	-
05 EMS/FIRE/RESCUE		00006918 TREADMILLS	-
05 EMS/FIRE/RESCUE		00006945 THERMAL IMAGERS - RESCUES/ENG	-
05 EMS/FIRE/RESCUE		00006947 STRETCHERS	88,000.00
05 EMS/FIRE/RESCUE		00006948 LIFEPAK 15 EKG MONITOR/DEFIB	165,000.00
05 EMS/FIRE/RESCUE		00007091 DEPT-WIDE HOSE REPLACEMENT PRO	75,000.00
05 EMS/FIRE/RESCUE		00007092 REPLACEMENT PPE FOR DEPARTMENT	-
05 EMS/FIRE/RESCUE		00007093 SAVE EQUIPMENT	10,000.00
05 EMS/FIRE/RESCUE		00007164 (MEDICAL) OXYGEN FILL STATIONS	-
05 EMS/FIRE/RESCUE		00007165 CHEST COMPRESSION SYSTEM 11200	-
05 EMS/FIRE/RESCUE		00007166 EMS/MEDICATION VENDING MACHINE	-
05 EMS/FIRE/RESCUE		00007167 HURST POWER UNIT	-
05 EMS/FIRE/RESCUE		00007169 SCBA FOR E29	-
05 EMS/FIRE/RESCUE		00007170 4 COMMERCIAL PPE WASHER	-
05 EMS/FIRE/RESCUE		00007171 LARGE CEILING FAN AT FTC	-
05 EMS/FIRE/RESCUE		00008094 FITNESS EQUIPMENT REPLACEMENT	16,000.00
05 EMS/FIRE/RESCUE		01905021 NEW HIRE PPE/UNIFORMS	-
05 EMS/FIRE/RESCUE		01907136 FIRE VENTILATION FANS	20,000.00
05 EMS/FIRE/RESCUE		01907137 FIREFIGHTING WATER SUPPLY	-
05 EMS/FIRE/RESCUE		02005001 UNMANNED AERIAL VEHICLE PRGM	15,000.00
05 EMS/FIRE/RESCUE		02005003 COMMAND ONE EQUIP. REPLACEMENT	59,000.00
05 EMS/FIRE/RESCUE		02005006 MOBILE TRAINING SIM LAB	35,000.00
05 EMS/FIRE/RESCUE		02005011 FIRE PREVENTION FEE STUDY	47,000.00
05 EMS/FIRE/RESCUE		02005013 FOAM EQUIPMENT REPLACEMENT	36,000.00
05 EMS/FIRE/RESCUE		02005019 EXTRICATION TOOL REPLACEMENT	25,000.00
22 EQUIPMENT / OTHER Total			641,000.00
23 TECHNOLOGY			
05 EMERGENCY COMMUNICATIONS		00007135 CAD PROJECT - 11200	-
05 EMERGENCY COMMUNICATIONS		00007152 NET MOTION CAD/MDTS	-
05 EMS/FIRE/RESCUE		00006624 MOBILE DATA COMMUNICAT UPGRADE	-
05 EMS/FIRE/RESCUE		00006628 CRITICAL RADIO UPGRADES/REPLAC	-

NON-BASE PROJECTS BY FUND / PROGRAM

FUND - PROGRAM	BUSINESS UNIT NAME	FY20 ADOPTED BUDGET
05 EMS/FIRE/RESCUE	00006675 ESRI FOR DECCAN	-
05 EMS/FIRE/RESCUE	00006677 MAPPING MODULE FIRST LOOK PRO	-
05 EMS/FIRE/RESCUE	00006859 TOWER EQUIPMENT PACKAGE	-
05 EMS/FIRE/RESCUE	00006860 ATTACK DIGITAL FIRE TRAINING SYS	-
05 EMS/FIRE/RESCUE	00006890 THERMAL IMAGER REPLACEMENTS	-
05 EMS/FIRE/RESCUE	00007155 ACTIVE RFID INVENTORY SYSTEM	-
05 EMS/FIRE/RESCUE	00007168 FS29 PORTABLE RADIOS	-
05 EMS/FIRE/RESCUE	00007177 EMS CHARTING LAPTOPS PANASONIC	-
05 EMS/FIRE/RESCUE	00007323 PDSI/TELESTAFF STAFF SVC 11200	-
05 EMS/FIRE/RESCUE	00561999 EMS SIMULATION LAB	-
05 EMS/FIRE/RESCUE	02005004 PLOTTER FOR FIRE RESCUE CAD	5,091.00
05 EMS/FIRE/RESCUE	02005010 CAD GPS TRACKING DEPLOYMENT	30,000.00
05 EMS/FIRE/RESCUE	02005023 JDE TELESTAFF INTERFACE	46,000.00
05 EMS/FIRE/RESCUE	02005024 MOBILE VEHICLE ROUTERS - 11200	291,000.00
14 NETWORK & COMM SERVICES	00007110 TELEPHONE REFRESH FIRE	35,146.00
23 TECHNOLOGY Total		407,237.00
24 FACILITIES PROJECTS		
05 EMS/FIRE/RESCUE	00006665 WATER TANK AT PSB	-
05 EMS/FIRE/RESCUE	00006681 FS 24 INTERIOR/EXT	-
05 EMS/FIRE/RESCUE	00007115 FIRE FACILITIES SUSTAINMENT	300,000.00
05 EMS/FIRE/RESCUE	00007117 VEHICLE CHARGING STATIONS	-
05 EMS/FIRE/RESCUE	00007173 DRIVEWAY REPLACEMENT AT FS14	-
05 EMS/FIRE/RESCUE	00258005 DO NOT USE	-
05 EMS/FIRE/RESCUE	02005002 CONTAINER BURN PROP	85,000.00
05 EMS/FIRE/RESCUE	02005016 APRON REPAIRS AT FIRE STATIONS	300,000.00
05 EMS/FIRE/RESCUE	02005017 FUEL TANK AT STATION 27	9,500.00
07 FACILITIES	00007087 FIRE DEPT PLANNED WORK 11200	218,318.00
24 FACILITIES PROJECTS Total		912,818.00
11207 FIRE PROTECT FUND-CASSELBERRY		
20 CIP		
05 EMS/FIRE/RESCUE	01785405 CASSELBERRY FIRE IMPCT FEES	-
20 CIP Total		-
22 EQUIPMENT / OTHER		
05 EMS/FIRE/RESCUE	00007126 REPLACEMENT PPE FOR DEPARTMENT	-
05 EMS/FIRE/RESCUE	00007179 REP EQUIP FOR FS21 AND FS25	20,000.00
05 EMS/FIRE/RESCUE	01907166 CHEST COMPRESSION SYSTEM 11207	-
05 EMS/FIRE/RESCUE	02005045 FOAM EQUIP REPLACEMENT - 11207	4,000.00
22 EQUIPMENT / OTHER Total		24,000.00
23 TECHNOLOGY		
01 TELECOMMUNICATIONS	01905022 RADIO PROJECT (CASSELBERRY FF)	-
05 EMS/FIRE/RESCUE	00007154 ACTIVE RFID INVENTORY SYSTEM	-
05 EMS/FIRE/RESCUE	00007178 EMS CHARTING LAPTOPS PANASONIC	-
05 EMS/FIRE/RESCUE	00007324 PDSI/TELESTAFF STAFF SVC 11207	-
05 EMS/FIRE/RESCUE	02005046 MOBILE VEHICLE ROUTERS - 11207	15,000.00
23 TECHNOLOGY Total		15,000.00
24 FACILITIES PROJECTS		
05 EMS/FIRE/RESCUE	00007299 FS 21 TILE REPAIR	-
24 FACILITIES PROJECTS Total		-
11400 COURT SUPP TECH FEE (ARTV)		
23 TECHNOLOGY		
03 ARTICLE V COURT TECHNOLOGY	00006727 MULTIMEDIA PODIUM	-
03 ARTICLE V COURT TECHNOLOGY	00006928 SCANNER	-
03 ARTICLE V COURT TECHNOLOGY	01903001 CRIMINAL COURT A/V UPDATE	75,000.21
23 TECHNOLOGY Total		75,000.21
11500 INFRASTRUCTURE TAX FUND		
20 CIP		

NON-BASE PROJECTS BY FUND / PROGRAM

FUND - PROGRAM	BUSINESS UNIT NAME	FY20 ADOPTED BUDGET
07 CAPITAL PROJECTS DELIVERY	00006302 CHAPMAN RD WIDEN FROM 2 TO 4 L	-
07 CAPITAL PROJECTS DELIVERY	00006604 CR 419 MONITORING	-
07 CAPITAL PROJECTS DELIVERY	00007003 CR427 AT US17-92 GAS STATION R	-
07 CAPITAL PROJECTS DELIVERY	00008703 SEMINOLA BLVD AT WINDER PARK D	-
07 CAPITAL PROJECTS DELIVERY	00014602 WYMORE RD IMPROVEMENTS	-
07 CAPITAL PROJECTS DELIVERY	00015002 NEW OXFORD RD WIDENING	6,953,837.00
07 CAPITAL PROJECTS DELIVERY	00015102 SR 46 WIDENING FROM 2 TO 4 LAN	-
07 CAPITAL PROJECTS DELIVERY	00054103 LAKE EMMA RD WIDEN FROM 2 TO 4	-
07 CAPITAL PROJECTS DELIVERY	00054105 LAKE EMMA ROAD UTILITY RELOCAT	-
07 CAPITAL PROJECTS DELIVERY	00065283 CR 419 PAVING PROJECT	-
07 CAPITAL PROJECTS DELIVERY	00065812 EASTBROOK PAVEMENT 2015	-
07 CAPITAL PROJECTS DELIVERY	00065813 ENGLISH ESTATES	-
07 CAPITAL PROJECTS DELIVERY	00065814 LOCH ARBOR 2015 - PAVEMENT PRO	-
07 CAPITAL PROJECTS DELIVERY	00065815 MANDARIN 2015 - PAVEMENT PROGR	-
07 CAPITAL PROJECTS DELIVERY	00065816 N BEAR LAKE 2015 - PAVEMENT PR	-
07 CAPITAL PROJECTS DELIVERY	00065817 OSPREY POINT 2015 - PAVEMENT P	-
07 CAPITAL PROJECTS DELIVERY	00065818 STILLWATER 2015 - PAVEMENT PRO	-
07 CAPITAL PROJECTS DELIVERY	00065819 SUNLAND 2015 - PAVEMENT PROGRA	-
07 CAPITAL PROJECTS DELIVERY	00065820 SUNRISE 2015 - PAVEMENT PROGRA	-
07 CAPITAL PROJECTS DELIVERY	00065821 TUSKA RIDGE 2015 - PAVEMENT PR	-
07 CAPITAL PROJECTS DELIVERY	00065822 WRENWOOD 2015 - PAVEMENT PROGR	-
07 CAPITAL PROJECTS DELIVERY	00137114 E LAKE MARY RESURFACING	-
07 CAPITAL PROJECTS DELIVERY	00198115 CR 46A CAPACITY IMP (WIDENING)	-
07 CAPITAL PROJECTS DELIVERY	00251403 RAIL RELATED TRANSIT	-
07 CAPITAL PROJECTS DELIVERY	00251404 LAKE MARKHAM RD	-
07 CAPITAL PROJECTS DELIVERY	00251405 LOCKWOOD	-
07 CAPITAL PROJECTS DELIVERY	00251406 FOREST BROOK 2016	-
07 CAPITAL PROJECTS DELIVERY	00251407 CASA ALOMA 2016	-
07 CAPITAL PROJECTS DELIVERY	00251408 MARVANIA 2016	-
07 CAPITAL PROJECTS DELIVERY	00251409 OAKLEAF 2016	-
07 CAPITAL PROJECTS DELIVERY	00251410 INTERNATIONAL PARKWAY - LANDSC	-
07 CAPITAL PROJECTS DELIVERY	00251411 LAKE MARY BLVD - LANDSCAPING	-
07 CAPITAL PROJECTS DELIVERY	00251412 RED BUG LAKE RD - LANDSCAPING	-
07 CAPITAL PROJECTS DELIVERY	00251413 RONALD REAGAN BLVD - LANDSCAPI	-
07 CAPITAL PROJECTS DELIVERY	00251414 TUSKAWILLA RD - LANDSCAPING	-
07 CAPITAL PROJECTS DELIVERY	01785198 S. Sanford Ave	-
07 CAPITAL PROJECTS DELIVERY	01785199 E Airport Blvd	-
07 CAPITAL PROJECTS DELIVERY	01785200 Ronald Reagan Blvd (CR 427)	-
07 CAPITAL PROJECTS DELIVERY	01785204 W Airport Blvd	-
07 CAPITAL PROJECTS DELIVERY	01785205 Seminola Blvd	-
07 CAPITAL PROJECTS DELIVERY	01785208 Howell Branch Rd	-
07 CAPITAL PROJECTS DELIVERY	01785477 CW RESURFACE LOCAL ROADS	-
07 CAPITAL PROJECTS DELIVERY	01785574 LUMP SUM - VARIOUS LOCAL ROADS	-
07 CAPITAL PROJECTS DELIVERY	01785575 RINEHART RD 46 TO 46A	-
07 CAPITAL PROJECTS DELIVERY	01785576 E MCCULLOCH RD - 1ST GEN PH 2	-
07 CAPITAL PROJECTS DELIVERY	99999901 PROJECT CONTINGENCY-11500	-
20 CIP Total		6,953,837.00

11541 INFRASTRUCTURE-COUNTY COMMIS

20 CIP

07 CAPITAL PROJECTS DELIVERY	00008306 SWEETWATER COVE TRIBUTARY DRED	-
07 CAPITAL PROJECTS DELIVERY	00009007 SOLDIERS CREEK @ CR 427 RSF -	-
07 CAPITAL PROJECTS DELIVERY	00137102 ASPHALT SURFACE AND PAVEMENT M	-
07 CAPITAL PROJECTS DELIVERY	00137122 TRAIL ASPHALT RECONSTRUCT/RESU	-
07 CAPITAL PROJECTS DELIVERY	00137133 BRIDGE INSPECTION, REHABILITAT	-
07 CAPITAL PROJECTS DELIVERY	00187721 RIVERWALK SIDEWALK TRAIL CITY	-
07 CAPITAL PROJECTS DELIVERY	00187724 SEMINOLE WEKIVA TRAIL RENOVATI	-
07 CAPITAL PROJECTS DELIVERY	00187772 RINEHART RD TRAIL	-
07 CAPITAL PROJECTS DELIVERY	00187773 LAKE MONROE LOOP TRL (MELLONVI	-
07 CAPITAL PROJECTS DELIVERY	00191657 CR 426 SAFETY IMPROVEMENTS	-

NON-BASE PROJECTS BY FUND / PROGRAM

FUND - PROGRAM	BUSINESS UNIT NAME	FY20 ADOPTED BUDGET
07 CAPITAL PROJECTS DELIVERY	00191664 FUTURE PROJ PRE ENGINEER EVALU	-
07 CAPITAL PROJECTS DELIVERY	00191675 INTERSECTION IMP-SR426 AND MIT	-
07 CAPITAL PROJECTS DELIVERY	00191680 CR 46A (W 25TH ST) SAFETY PROJ	-
07 CAPITAL PROJECTS DELIVERY	00191682 SR 46 INTERSECTION IMPROVEMENT	-
07 CAPITAL PROJECTS DELIVERY	00191684 ORANOLE RD DRAINAGE IMPROVEMEN	-
07 CAPITAL PROJECTS DELIVERY	00191691 MARKHAM WOODS RD @ SR 434	-
07 CAPITAL PROJECTS DELIVERY	00192015 BEAR LAKE RD DRAINAGE IMPROVEM	-
07 CAPITAL PROJECTS DELIVERY	00192022 CR 419 @ LOCKWOOD BLVD INTERSE	-
07 CAPITAL PROJECTS DELIVERY	00192024 SR 434 @ SAND LAKE RD INTERSEC	-
07 CAPITAL PROJECTS DELIVERY	00192025 PEDESTRIAN SIGNALS - MINOR ROA	-
07 CAPITAL PROJECTS DELIVERY	00192031 SOUTHWEST RD DRAINAGE IMPROVEM	-
07 CAPITAL PROJECTS DELIVERY	00192510 DIKE RD SIDEWALK	-
07 CAPITAL PROJECTS DELIVERY	00192916 STERLING PARK ELEMENTARY/EAGLE	-
07 CAPITAL PROJECTS DELIVERY	00192942 GRAND RD SIDEWALK	-
07 CAPITAL PROJECTS DELIVERY	00192943 HATTAWAY DR SIDEWALK	-
07 CAPITAL PROJECTS DELIVERY	00192945 TRUNCATED DOMES RETROFIT	-
07 CAPITAL PROJECTS DELIVERY	00192946 EAST ALTAMONTE AREA SIDEWALKS	-
07 CAPITAL PROJECTS DELIVERY	00192948 ORANOLE RD SIDEWALKS	-
07 CAPITAL PROJECTS DELIVERY	00192950 W HIGHLAND ST SIDEWALKS	-
07 CAPITAL PROJECTS DELIVERY	00192952 FOREST CITY ELEMENTARY SIDEWAL	-
07 CAPITAL PROJECTS DELIVERY	00192953 SPRING LAKE ELEMENTARY SIDEWAL	-
07 CAPITAL PROJECTS DELIVERY	00192954 WALKER ELEMENTARY SCHOOL (SNOW	-
07 CAPITAL PROJECTS DELIVERY	00192956 EASTBROOK ELEMENTARY SIDEWALKS	-
07 CAPITAL PROJECTS DELIVERY	00192958 KENNEL RD SIDEWALKS	-
07 CAPITAL PROJECTS DELIVERY	00192959 COUNTRY CLUB RD SIDEWALKS	-
07 CAPITAL PROJECTS DELIVERY	00192960 SPRING VALLEY ROAD SIDEWALKS	-
07 CAPITAL PROJECTS DELIVERY	00192961 CURB RAMP RETROFIT	-
07 CAPITAL PROJECTS DELIVERY	00192962 SIDEWALK RECONSTRUCT- ADA DIST	-
07 CAPITAL PROJECTS DELIVERY	00192965 RINEHART RD SIDEWALK	-
07 CAPITAL PROJECTS DELIVERY	00192966 CR 46A SIDEWALK	-
07 CAPITAL PROJECTS DELIVERY	00198106 DEAN RD WIDEN FROM 2 TO 4 LANE	-
07 CAPITAL PROJECTS DELIVERY	00198107 CR 419 SAFETY IMPROVEMENTS	-
07 CAPITAL PROJECTS DELIVERY	00202354 RAILROAD CROSSING INTERIM IMPR	-
07 CAPITAL PROJECTS DELIVERY	00205205 SR 426 / CR 419 WIDENING PH1	-
07 CAPITAL PROJECTS DELIVERY	00205206 SR 426 / CR 419 WIDENING PH2	-
07 CAPITAL PROJECTS DELIVERY	00205207 ALTAMONTE CITY COUNTY SHARED P	-
07 CAPITAL PROJECTS DELIVERY	00205307 SR 434 I4 TO RANGELINE	-
07 CAPITAL PROJECTS DELIVERY	00205308 SR 434 AT CENTRAL FLORIDA PKWY	-
07 CAPITAL PROJECTS DELIVERY	00205311 SR434 @ CR427 Intersection Imp	-
07 CAPITAL PROJECTS DELIVERY	00205563 WEKIVA SPRINGS RD @ FIRE STATI	-
07 CAPITAL PROJECTS DELIVERY	00205568 E ALTAMONTE DR @ PALM SPRINGS	-
07 CAPITAL PROJECTS DELIVERY	00205570 SR 400 / I-4 AT SR 46 MAST ARM	-
07 CAPITAL PROJECTS DELIVERY	00205571 SR 436 MAST ARM CONVERSION (3	-
07 CAPITAL PROJECTS DELIVERY	00205573 SEMINOLA BLVD AT MURPHY RD MAS	-
07 CAPITAL PROJECTS DELIVERY	00205574 SAND LAKE RD @ OAK HAVEN DR MA	-
07 CAPITAL PROJECTS DELIVERY	00205575 SAND LAKE RD @ HICKORY DR MAST	-
07 CAPITAL PROJECTS DELIVERY	00205578 Orange Blvd @ Markham	-
07 CAPITAL PROJECTS DELIVERY	00205636 SR 436 FIBER UPGRADE	-
07 CAPITAL PROJECTS DELIVERY	00205727 NETWORK AS-BUILTS	-
07 CAPITAL PROJECTS DELIVERY	00205739 ALTERNATIVE TMC IMPROVEMENTS	-
07 CAPITAL PROJECTS DELIVERY	00205745 VARIABLE MESSAGE BOARDS- ATMS	-
07 CAPITAL PROJECTS DELIVERY	00205746 ATMS VIDEO DETECTION PROJECT	-
07 CAPITAL PROJECTS DELIVERY	00205747 VIDEO DETECTION INSTALLATION (-
07 CAPITAL PROJECTS DELIVERY	00205748 VARIABLE MESSAGE SIGN UPGRADES	-
07 CAPITAL PROJECTS DELIVERY	00205749 MAST ARM CONVERSION ON 17-92	-
07 CAPITAL PROJECTS DELIVERY	00205750 STAIRWELL FOR PED. OP (17-92 @	-
07 CAPITAL PROJECTS DELIVERY	00209109 LINCOLN HEIGHTS DRAINAGE IMPRO	-
07 CAPITAL PROJECTS DELIVERY	00209116 RED BUG LAKE ROAD OUTFALL DRAI	-
07 CAPITAL PROJECTS DELIVERY	00209117 RED BUG LAKE ROAD AT HOWELL CR	-
07 CAPITAL PROJECTS DELIVERY	00209118 UPSALA RD DRAINAGE IMPROVEMENT	-

NON-BASE PROJECTS BY FUND / PROGRAM

FUND - PROGRAM	BUSINESS UNIT NAME	FY20 ADOPTED BUDGET
07 CAPITAL PROJECTS DELIVERY	00209119 RED BUG LAKE ROAD OUTFALL DRAI	-
07 CAPITAL PROJECTS DELIVERY	00226302 STATE ROAD 436 AT RED BUG LAKE	-
07 CAPITAL PROJECTS DELIVERY	00227073 SNOW HILL RD DRAINAGE AND PAVE	-
07 CAPITAL PROJECTS DELIVERY	00227075 RINEHART RD PAVEMENT REHABILIT	-
07 CAPITAL PROJECTS DELIVERY	00227076 SAND LAKE ROAD PAVEMENT REHABI	-
07 CAPITAL PROJECTS DELIVERY	00227077 HUNT CLUB BLVD PAVEMENT REHABI	-
07 CAPITAL PROJECTS DELIVERY	00227078 DOUGLAS AVE PAVEMENT REHABILIT	-
07 CAPITAL PROJECTS DELIVERY	00227079 ORANOLE RD PAVEMENT REHABILITA	-
07 CAPITAL PROJECTS DELIVERY	00227080 W LAKE MARY BLVD PAVEMENT REHA	-
07 CAPITAL PROJECTS DELIVERY	00227081 INTERNATIONAL PKWY RESURFACING	-
07 CAPITAL PROJECTS DELIVERY	00227082 LONGWOOD HILLS PAVEMENT REHABI	-
07 CAPITAL PROJECTS DELIVERY	00227083 SLAVIA RD RESURFACING	-
07 CAPITAL PROJECTS DELIVERY	00227084 OLD LAKE MARY RD RESURFACING	-
07 CAPITAL PROJECTS DELIVERY	00227085 CR 419 (E BROADWAY ST) RESURFA	-
07 CAPITAL PROJECTS DELIVERY	00228303 SYLVAN LAKE OUTFALL / LAKE LEV	-
07 CAPITAL PROJECTS DELIVERY	00229005 CASSEL CREEK STORMWATER FACILI	-
07 CAPITAL PROJECTS DELIVERY	00229008 KEWANEE TRAIL BRIDGE REPLACEME	-
07 CAPITAL PROJECTS DELIVERY	00229118 STATE ROAD 426 AT ALOMA WOODS	-
07 CAPITAL PROJECTS DELIVERY	00241703 IFAS MIDWAY REGIONAL STORMWATE	-
07 CAPITAL PROJECTS DELIVERY	00255802 STATE ROAD 46 GATEWAY SIDEWALK	-
07 CAPITAL PROJECTS DELIVERY	00262123 ASSET PAVEMENT MANAGEMENT INV.	-
07 CAPITAL PROJECTS DELIVERY	00262132 TRAVEL TIME & DELAY STUDY	-
07 CAPITAL PROJECTS DELIVERY	00262134 ASSET MANAGEMENT-INFRASTRUCTUR	-
07 CAPITAL PROJECTS DELIVERY	00262152 PUBLIC WORKS MINOR PROJECTS	-
07 CAPITAL PROJECTS DELIVERY	00262162 DIRT ROAD PAVING PROGRAM	-
07 CAPITAL PROJECTS DELIVERY	00265102 COUNTYWIDE PIPE LINING PROGRAM	-
07 CAPITAL PROJECTS DELIVERY	00265213 BROOKSIDE ROAD AT BROOKSIDE CO	-
07 CAPITAL PROJECTS DELIVERY	00265214 BEAR GULLY CANAL AT CHAPMAN RO	-
07 CAPITAL PROJECTS DELIVERY	00265215 AIRPORT @ MCCracken CULVERT RE	-
07 CAPITAL PROJECTS DELIVERY	00265216 WAVERLY DR CULVERT REPLACEMENT	-
07 CAPITAL PROJECTS DELIVERY	00265218 SIX MILE CREEK @ MILLER ROAD -	-
07 CAPITAL PROJECTS DELIVERY	00265219 SIX MILE CREEK @ EAGLE LAKE RS	-
07 CAPITAL PROJECTS DELIVERY	00265220 BLACK HAMMOCK RECLAMATION TREA	-
07 CAPITAL PROJECTS DELIVERY	00265302 WEKIVA BASIN TMDL PHASE I	-
07 CAPITAL PROJECTS DELIVERY	00265402 TMDL EVALUATION LAKE MILLS SUB	-
07 CAPITAL PROJECTS DELIVERY	00265502 MULLETT LAKE PARK RD - MIDDLE S	-
07 CAPITAL PROJECTS DELIVERY	00265503 US 17/92 @ 5PTS PROJECT	-
07 CAPITAL PROJECTS DELIVERY	00276908 WEKIVA BASIN TMDL - BMAP IMPL	-
07 CAPITAL PROJECTS DELIVERY	00276910 LAKE JESUP TMDL PROJECT - HOWE	-
07 CAPITAL PROJECTS DELIVERY	00277002 LAKE MARY BOULEVARD AT SUN DRI	-
07 CAPITAL PROJECTS DELIVERY	00282808 Spartan Rd at US 17-92 Intsctn	-
07 CAPITAL PROJECTS DELIVERY	00283102 WEKIVA SPRINGS RD BRIDGE	-
07 CAPITAL PROJECTS DELIVERY	00283402 DYSON DR AT LAKE HOWELL CREEK	-
07 CAPITAL PROJECTS DELIVERY	00283502 BRIDGE - LAKE HOWELL ROAD AT H	-
07 CAPITAL PROJECTS DELIVERY	00284802 SR 46 PD & E STUDY	-
07 CAPITAL PROJECTS DELIVERY	00285002 LAKE HODGE OUTFALL	-
07 CAPITAL PROJECTS DELIVERY	00285003 USGS MONITORING PROGRAM TMDL	66,000.00
07 CAPITAL PROJECTS DELIVERY	00285004 Project Contingency	-
07 CAPITAL PROJECTS DELIVERY	01785186 International Parkway	-
07 CAPITAL PROJECTS DELIVERY	01785187 E. McCulloch Rd	-
07 CAPITAL PROJECTS DELIVERY	01785188 EE Williamson Rd	-
07 CAPITAL PROJECTS DELIVERY	01785189 Tuskawilla Road PH 3	-
07 CAPITAL PROJECTS DELIVERY	01785190 Tuskawilla Road PH1	-
07 CAPITAL PROJECTS DELIVERY	01785194 Greenwood Blvd	-
07 CAPITAL PROJECTS DELIVERY	01785203 Upsala Rd	-
07 CAPITAL PROJECTS DELIVERY	01785325 Apple Valley 2016	-
07 CAPITAL PROJECTS DELIVERY	01785326 Carillon 2016	-
07 CAPITAL PROJECTS DELIVERY	01785327 Chase Groves 2016	-
07 CAPITAL PROJECTS DELIVERY	01785328 Dunn Hill 2016	-
07 CAPITAL PROJECTS DELIVERY	01785329 Geneva Area 2016	-

NON-BASE PROJECTS BY FUND / PROGRAM

FUND - PROGRAM		BUSINESS UNIT NAME	FY20 ADOPTED BUDGET
07 CAPITAL PROJECTS DELIVERY		01785330 Gladwin Ave.	-
07 CAPITAL PROJECTS DELIVERY		01785331 Lake Proctor Ct	-
07 CAPITAL PROJECTS DELIVERY		01785332 Lake Lucerne Cir Area	-
07 CAPITAL PROJECTS DELIVERY		01785338 HOWELL CREEK EROSION	-
07 CAPITAL PROJECTS DELIVERY		01785376 WEKIVA BASIN TMDL	-
07 CAPITAL PROJECTS DELIVERY		01785382 SEMINOLE WEKIVA TRAIL PHASE IV	-
07 CAPITAL PROJECTS DELIVERY		01907087 SPEED CUSHION PILOT PROJECT	-
07 CAPITAL PROJECTS DELIVERY		99999902 PROJECT CONTINGENCY-11541	-
20 CIP Total			66,000.00
23 TECHNOLOGY			
07 CAPITAL PROJECTS DELIVERY		00006654 WORK ORDER ASSET MGMT SYSTEM	-
07 CAPITAL PROJECTS DELIVERY		00205566 SIGNAL CABINETS - ATMS PHASE I	-
23 TECHNOLOGY Total			-
11560 2014 INFRASTRUCTURE SALES TAX			
20 CIP			
02 SHERIFF'S OFFICE		00006941 JAIL-DOOR ACCESS CONTROL 11560	753,000.00
02 SHERIFF'S OFFICE		01902007 JAIL - KITCHEN RENOVATION	222,000.00
02 SHERIFF'S OFFICE		01902008 JAIL-FACILITY BREAKER REPLACEM	-
02 SHERIFF'S OFFICE		01902009 JAIL - SECURITY IMPROVEMENTS	-
04 GREENWAYS & NATURAL LANDS		01785579 WILSON'S LANDING 04	-
04 GREENWAYS & NATURAL LANDS		01785717 BARR ST TRAIL	-
07 CAPITAL PROJECTS DELIVERY		01785134 LAKE MARY BLVD INTER 4 LOCATIO	1,820,000.00
07 CAPITAL PROJECTS DELIVERY		01785135 SR 426 / CR 419-County/Oviedo	-
07 CAPITAL PROJECTS DELIVERY		01785136 SR 434 at Mitchell Hammock Rd	-
07 CAPITAL PROJECTS DELIVERY		01785137 SR 436 at CR 427	-
07 CAPITAL PROJECTS DELIVERY		01785138 SR 436 - County/Altamonte	-
07 CAPITAL PROJECTS DELIVERY		01785139 SR 436 Multimodal Imp-Altamont	-
07 CAPITAL PROJECTS DELIVERY		01785140 SR 436 Multimodal Impr-Casselb	727,500.00
07 CAPITAL PROJECTS DELIVERY		01785141 Pedestrian & Bicycle Crossing	-
07 CAPITAL PROJECTS DELIVERY		01785142 Rinehart Rd Rersurfacing	662,500.00
07 CAPITAL PROJECTS DELIVERY		01785143 SR 46	-
07 CAPITAL PROJECTS DELIVERY		01785145 SR 434 Widening-SR417 to Mitch	-
07 CAPITAL PROJECTS DELIVERY		01785146 Slavia Rd Capacity Impr	700,000.00
07 CAPITAL PROJECTS DELIVERY		01785147 SR 434 at Sand Lake Rd	1,000,000.00
07 CAPITAL PROJECTS DELIVERY		01785148 CR 427 CONTEXT SENSI IMPR LNGW	-
07 CAPITAL PROJECTS DELIVERY		01785149 SunRail Bike & Ped Impr Alt Sp	500,000.00
07 CAPITAL PROJECTS DELIVERY		01785150 SR 434 at CR 427	-
07 CAPITAL PROJECTS DELIVERY		01785153 Sanford Riverwalk Phase 3	-
07 CAPITAL PROJECTS DELIVERY		01785155 Regional Trail Projects	-
07 CAPITAL PROJECTS DELIVERY		01785158 SR 46 at Towne Center/Hickman	-
07 CAPITAL PROJECTS DELIVERY		01785159 SR 46 at Rinehart Road	-
07 CAPITAL PROJECTS DELIVERY		01785160 State Road 434 at Orange	-
07 CAPITAL PROJECTS DELIVERY		01785161 State Road 434 @ Cons Svcs	-
07 CAPITAL PROJECTS DELIVERY		01785162 Lake Mary Blvd @ Mellonville	-
07 CAPITAL PROJECTS DELIVERY		01785163 Mast Arm Inspections	-
07 CAPITAL PROJECTS DELIVERY		01785164 Towne Center Mast Arm Rebuilds	-
07 CAPITAL PROJECTS DELIVERY		01785165 Mast Arm Refurbishments	200,000.00
07 CAPITAL PROJECTS DELIVERY		01785167 ATMS / ITMS Program (PARENT)	-
07 CAPITAL PROJECTS DELIVERY		01785168 Controller Upgrades	-
07 CAPITAL PROJECTS DELIVERY		01785169 New Cabinets/Upgrades	500,000.00
07 CAPITAL PROJECTS DELIVERY		01785170 ITS Master Plan	-
07 CAPITAL PROJECTS DELIVERY		01785171 VMS Upgrades	-
07 CAPITAL PROJECTS DELIVERY		01785172 SR 434 Fiber Upgrade	-
07 CAPITAL PROJECTS DELIVERY		01785173 Wekiva Springs Road Fiber Upg	-
07 CAPITAL PROJECTS DELIVERY		01785174 SR 436 Fiber Upgrade	-
07 CAPITAL PROJECTS DELIVERY		01785176 Resurfacing - Arterial Roads	-
07 CAPITAL PROJECTS DELIVERY		01785177 Fort Christmas Road	-
07 CAPITAL PROJECTS DELIVERY		01785178 Tuskawilla Road Rehab PH2	-
07 CAPITAL PROJECTS DELIVERY		01785179 Osceola Road/Select Locations	-

NON-BASE PROJECTS BY FUND / PROGRAM

FUND - PROGRAM	BUSINESS UNIT NAME	FY20 ADOPTED BUDGET
07 CAPITAL PROJECTS DELIVERY	01785180 Lake Mills Rd	-
07 CAPITAL PROJECTS DELIVERY	01785181 North Street	-
07 CAPITAL PROJECTS DELIVERY	01785182 Dog Track Rd	-
07 CAPITAL PROJECTS DELIVERY	01785183 Seminola Blvd	-
07 CAPITAL PROJECTS DELIVERY	01785191 Markham Woods Rd	-
07 CAPITAL PROJECTS DELIVERY	01785193 Tuskawilla Road	-
07 CAPITAL PROJECTS DELIVERY	01785206 Markham Wood Rd	-
07 CAPITAL PROJECTS DELIVERY	01785207 Palm Springs Dr	-
07 CAPITAL PROJECTS DELIVERY	01785209 Howell Branch Rd	-
07 CAPITAL PROJECTS DELIVERY	01785211 Palm Springs Dr	-
07 CAPITAL PROJECTS DELIVERY	01785212 Old Howell Branch Rd	-
07 CAPITAL PROJECTS DELIVERY	01785213 Markham Wood Rd	-
07 CAPITAL PROJECTS DELIVERY	01785214 Dodd Rd	1,000,000.00
07 CAPITAL PROJECTS DELIVERY	01785216 Resurfacing - Local Roads	3,400,000.00
07 CAPITAL PROJECTS DELIVERY	01785217 Chuluota	-
07 CAPITAL PROJECTS DELIVERY	01785218 Harrison Street	-
07 CAPITAL PROJECTS DELIVERY	01785219 N. Cameron Avenue	-
07 CAPITAL PROJECTS DELIVERY	01785220 Cameron Avenue	-
07 CAPITAL PROJECTS DELIVERY	01785222 Pavement Mgmt Testing & Insp	225,000.00
07 CAPITAL PROJECTS DELIVERY	01785224 Asset Management Insp & Inv	225,000.00
07 CAPITAL PROJECTS DELIVERY	01785227 Howell Creek RSF	-
07 CAPITAL PROJECTS DELIVERY	01785228 Cassel Creek, Phase 2	-
07 CAPITAL PROJECTS DELIVERY	01785231 Big Wekiva Basin Master Plan	-
07 CAPITAL PROJECTS DELIVERY	01785233 Subdivision Rehabilitation	-
07 CAPITAL PROJECTS DELIVERY	01785234 Subdivision Retrofit	-
07 CAPITAL PROJECTS DELIVERY	01785235 BEAR GULLY DRAINAGE	-
07 CAPITAL PROJECTS DELIVERY	01785236 BEAR LAKE DRAINAGE	-
07 CAPITAL PROJECTS DELIVERY	01785237 BLACK HAMMOCK DRAINAGE	-
07 CAPITAL PROJECTS DELIVERY	01785238 SOUTHWEST RD DRAINAGE	-
07 CAPITAL PROJECTS DELIVERY	01785239 SOUTHWEST RD DRAINAGE	-
07 CAPITAL PROJECTS DELIVERY	01785240 Pipe Lining & Related Insp	700,000.00
07 CAPITAL PROJECTS DELIVERY	01785241 Pipe Lining/Roads Division	-
07 CAPITAL PROJECTS DELIVERY	01785244 W Airport Blvd Sidewalk	-
07 CAPITAL PROJECTS DELIVERY	01785245 W Airport Blvd Sidewalk	-
07 CAPITAL PROJECTS DELIVERY	01785246 Raven Ave Sidewalk	-
07 CAPITAL PROJECTS DELIVERY	01785247 Brooks Ln Sidewalk	-
07 CAPITAL PROJECTS DELIVERY	01785248 Old Lake Mary Rd Sidewalks	265,800.00
07 CAPITAL PROJECTS DELIVERY	01785249 Lincoln Heights Subdivision	-
07 CAPITAL PROJECTS DELIVERY	01785250 Rolling Hills Area NE Quad	930,000.00
07 CAPITAL PROJECTS DELIVERY	01785252 Plumosa Ave	-
07 CAPITAL PROJECTS DELIVERY	01785253 Dockside St	97,500.00
07 CAPITAL PROJECTS DELIVERY	01785254 Lake Hayes Rd	-
07 CAPITAL PROJECTS DELIVERY	01785255 Carrigan Ave	71,200.00
07 CAPITAL PROJECTS DELIVERY	01785256 Carrigan Ave	148,000.00
07 CAPITAL PROJECTS DELIVERY	01785257 Virginia Ave	-
07 CAPITAL PROJECTS DELIVERY	01785258 Hillview Dr Side,Pav,Drain	-
07 CAPITAL PROJECTS DELIVERY	01785259 Sanlando Estates Sidewalk	276,000.00
07 CAPITAL PROJECTS DELIVERY	01785260 Goldie Manor Area Sidewalks	572,000.00
07 CAPITAL PROJECTS DELIVERY	01785261 Ridge Rd	-
07 CAPITAL PROJECTS DELIVERY	01785262 N OREGON ST SIDE,PAV,DRAIN	-
07 CAPITAL PROJECTS DELIVERY	01785264 E Hillcrest St	-
07 CAPITAL PROJECTS DELIVERY	01785265 E Orange St	-
07 CAPITAL PROJECTS DELIVERY	01785268 Longwood Hills Rd	15,000.00
07 CAPITAL PROJECTS DELIVERY	01785269 Old Lockwood Rd	-
07 CAPITAL PROJECTS DELIVERY	01785270 Lake Ann Ln	-
07 CAPITAL PROJECTS DELIVERY	01785272 Riverview Ave	-
07 CAPITAL PROJECTS DELIVERY	01785273 English Estate Subdivision	530,000.00
07 CAPITAL PROJECTS DELIVERY	01785274 1st Drive	-
07 CAPITAL PROJECTS DELIVERY	01785275 W County Home Rd	84,000.00
07 CAPITAL PROJECTS DELIVERY	01785276 E Altamonte Area Sidewalks	-

NON-BASE PROJECTS BY FUND / PROGRAM

FUND - PROGRAM	BUSINESS UNIT NAME	FY20 ADOPTED BUDGET
07 CAPITAL PROJECTS DELIVERY	01785277 Seminole Dr	-
07 CAPITAL PROJECTS DELIVERY	01785278 Carlton St	231,000.00
07 CAPITAL PROJECTS DELIVERY	01785279 W McCulloch Rd	-
07 CAPITAL PROJECTS DELIVERY	01785280 DISTRICT 3 SIDEWALK RETROFIT	-
07 CAPITAL PROJECTS DELIVERY	01785283 NORTHWESTERN/LITTLE WEK BRIDGE	-
07 CAPITAL PROJECTS DELIVERY	01785284 CST Howell Creek Trestle	-
07 CAPITAL PROJECTS DELIVERY	01785285 Wekiva Springs Rd B774048	-
07 CAPITAL PROJECTS DELIVERY	01785286 Lake Howell/Howell Creek Bridg	2,000,000.00
07 CAPITAL PROJECTS DELIVERY	01785287 WEATHERSFLD/LITTLE WEK BRIDGE	270,000.00
07 CAPITAL PROJECTS DELIVERY	01785289 Dodd Rd over Howell Creek	650,000.00
07 CAPITAL PROJECTS DELIVERY	01785295 CR 419 at Sanctuary Dr	-
07 CAPITAL PROJECTS DELIVERY	01785296 Markham Woods Rd at SR 434	-
07 CAPITAL PROJECTS DELIVERY	01785297 Minor Projects > \$50,000	-
07 CAPITAL PROJECTS DELIVERY	01785298 Lake Howell High School Ent	400,000.00
07 CAPITAL PROJECTS DELIVERY	01785299 LAKE MILLS & BRUMLEY RD TURN L	-
07 CAPITAL PROJECTS DELIVERY	01785300 Red Bug Lake Rd Turn Extension	1,378,000.00
07 CAPITAL PROJECTS DELIVERY	01785303 Orange Blvd (CR431) Safety Pro	4,300,000.00
07 CAPITAL PROJECTS DELIVERY	01785310 Miscellaneous Traffic Studies	-
07 CAPITAL PROJECTS DELIVERY	01785313 LED Street Sign Upgrade	150,000.00
07 CAPITAL PROJECTS DELIVERY	01785315 Trails Program (PARENT)	975,000.00
07 CAPITAL PROJECTS DELIVERY	01785316 EE Williamson Rd Trail Connect	-
07 CAPITAL PROJECTS DELIVERY	01785317 Trails within Power Corridors	100,000.00
07 CAPITAL PROJECTS DELIVERY	01785318 East Seminole Unpaved Trail	100,000.00
07 CAPITAL PROJECTS DELIVERY	01785320 Oxford Rd Redevelopment - Cass	-
07 CAPITAL PROJECTS DELIVERY	01785324 Fiber Expansion – Countywide	-
07 CAPITAL PROJECTS DELIVERY	01785335 ECON BASIN	350,000.00
07 CAPITAL PROJECTS DELIVERY	01785336 JESUP BASIN TMDL-LAKE OF THE W	-
07 CAPITAL PROJECTS DELIVERY	01785337 LAKE JESUP BASIN - LAKE TUSKAW	-
07 CAPITAL PROJECTS DELIVERY	01785339 ECON BASIN -TANGLEWOOD CANAL	-
07 CAPITAL PROJECTS DELIVERY	01785340 ECON BASIN -LAKE CRESCENT	350,000.00
07 CAPITAL PROJECTS DELIVERY	01785341 MIDWAY @ RIGHT WAY	-
07 CAPITAL PROJECTS DELIVERY	01785344 MAST ARM REBUILDS	425,000.00
07 CAPITAL PROJECTS DELIVERY	01785345 SR 436 @ LAKE BRANTLEY	-
07 CAPITAL PROJECTS DELIVERY	01785346 STRIPING	150,000.00
07 CAPITAL PROJECTS DELIVERY	01785347 DISASTER RECOVERY SYSTEM/SERV	-
07 CAPITAL PROJECTS DELIVERY	01785348 SR 426 @ RED BUG /MITCHELL HA	-
07 CAPITAL PROJECTS DELIVERY	01785349 SR 434 @ MANOR AVE MAST ARM	-
07 CAPITAL PROJECTS DELIVERY	01785350 CELERY/MELLONVILLE TRAIL	-
07 CAPITAL PROJECTS DELIVERY	01785370 TRAVEL TIME AND DELAY STUDY	-
07 CAPITAL PROJECTS DELIVERY	01785371 DISTRICT 4 SIDEWALK RETORFIT	-
07 CAPITAL PROJECTS DELIVERY	01785372 DISTRICT 1 SIDEWALK RETROFIT	-
07 CAPITAL PROJECTS DELIVERY	01785373 DISTRICT 5 SIDEWALK RETORFIT	-
07 CAPITAL PROJECTS DELIVERY	01785374 SIDEWALK REHABILITATION PROJEC	-
07 CAPITAL PROJECTS DELIVERY	01785375 DISTRICT 2 SIDEWALK RETORFIT	-
07 CAPITAL PROJECTS DELIVERY	01785384 NEW SPINE ROAD PROJECT	-
07 CAPITAL PROJECTS DELIVERY	01785403 RIVERBEND PLACEMAKING PROJECT	150,000.00
07 CAPITAL PROJECTS DELIVERY	01785406 5 POINTS COMPLEX PLAN (11560)	-
07 CAPITAL PROJECTS DELIVERY	01785407 MAIN STREET SIDEWALK PROJECT	-
07 CAPITAL PROJECTS DELIVERY	01785408 SR 426/CR 419 WIDEN - PHASE 3	-
07 CAPITAL PROJECTS DELIVERY	01785410 CR 427 (RONALD REAGAN BLVD)	-
07 CAPITAL PROJECTS DELIVERY	01785431 HIBISCUS LANE STORMWATER PUMP	100,000.00
07 CAPITAL PROJECTS DELIVERY	01785432 SPRING HILL OUTFALL WEIR REHAB	-
07 CAPITAL PROJECTS DELIVERY	01785433 CECILIA DRIVE BAFFLE BOXES	250,000.00
07 CAPITAL PROJECTS DELIVERY	01785434 ALTON DR STORMWATER POND MOD	-
07 CAPITAL PROJECTS DELIVERY	01785435 CR 426 @ Van Arsdale St	-
07 CAPITAL PROJECTS DELIVERY	01785436 WATER QUALITY MASTER PLAN	-
07 CAPITAL PROJECTS DELIVERY	01785439 LAKE ASHER-DREDGE RESTORATION	-
07 CAPITAL PROJECTS DELIVERY	01785442 LAKE SYLVAN NUTRIENT STUDY	200,000.00
07 CAPITAL PROJECTS DELIVERY	01785443 TANGLEWOOD DRAINAGE	-
07 CAPITAL PROJECTS DELIVERY	01785444 ADA REPLACEMENT PAVMT MGMT	-

NON-BASE PROJECTS BY FUND / PROGRAM

FUND - PROGRAM	BUSINESS UNIT NAME	FY20 ADOPTED BUDGET
07 CAPITAL PROJECTS DELIVERY	01785445 CR 46 A SIDEWALK - 3RD GEN	-
07 CAPITAL PROJECTS DELIVERY	01785446 I-4 TRAIL OVERPASS REPAIR	460,000.00
07 CAPITAL PROJECTS DELIVERY	01785447 ANNUAL BRIDGE REPAIR - MINOR	75,000.00
07 CAPITAL PROJECTS DELIVERY	01785448 ANNUAL BRIDGE REPAIR - MAJOR	-
07 CAPITAL PROJECTS DELIVERY	01785450 AIRPORT BLVD INTERSECTION IMPR	-
07 CAPITAL PROJECTS DELIVERY	01785451 W. LAKE MARY BLVD (EB LANES)	-
07 CAPITAL PROJECTS DELIVERY	01785452 CR 46 A INTER IMPROVEMENTS	-
07 CAPITAL PROJECTS DELIVERY	01785453 LOCKWOOD BLVD @ CR 419	-
07 CAPITAL PROJECTS DELIVERY	01785455 MLK BLVD @ ST JOHNS	-
07 CAPITAL PROJECTS DELIVERY	01785456 SR 436 @ HUNT CLUB	-
07 CAPITAL PROJECTS DELIVERY	01785457 SAND LAKE @ HUNT CLUB	-
07 CAPITAL PROJECTS DELIVERY	01785458 EE WILLIAMSON @ WOODLANDS MA	-
07 CAPITAL PROJECTS DELIVERY	01785459 EE WILLIAMSON@ RANGELINE RD MA	-
07 CAPITAL PROJECTS DELIVERY	01785460 SR 436 @ GRACE MA	-
07 CAPITAL PROJECTS DELIVERY	01785461 SR 436@ LYNCHFIELD MA	-
07 CAPITAL PROJECTS DELIVERY	01785462 SR 436 @ WEATHERSFIELD MA	-
07 CAPITAL PROJECTS DELIVERY	01785467 SR 436 @ CASSELTON	-
07 CAPITAL PROJECTS DELIVERY	01785468 SR 436@ HOWELL BRANCH INT IMP	-
07 CAPITAL PROJECTS DELIVERY	01785474 MISCELLANEOUS TRAIL PROJECTS	-
07 CAPITAL PROJECTS DELIVERY	01785475 TRAILS PRIORITY MATRIX	-
07 CAPITAL PROJECTS DELIVERY	01785478 SIDEWALK REPLACEMENT - ROADS	-
07 CAPITAL PROJECTS DELIVERY	01785479 SIDEWALK REPLACEMENT - SW	750,000.00
07 CAPITAL PROJECTS DELIVERY	01785481 LANDSCAPE - AIRPORT BLVD	-
07 CAPITAL PROJECTS DELIVERY	01785482 LANDSCAPE - CR 46A	-
07 CAPITAL PROJECTS DELIVERY	01785483 LANDSCAPE - CR 419	-
07 CAPITAL PROJECTS DELIVERY	01785486 GEC - PROJECT MANAGEMENT	500,000.00
07 CAPITAL PROJECTS DELIVERY	01785488 CRANE STRAND CANAL CULVERT REP	-
07 CAPITAL PROJECTS DELIVERY	01785489 ENGINEERING CAPITALIZATION	4,396,657.00
07 CAPITAL PROJECTS DELIVERY	01785490 E MCCULLOCH RD - 3RD GEN PH 2	-
07 CAPITAL PROJECTS DELIVERY	01785492 TUSKAWILLA RD PH 4	-
07 CAPITAL PROJECTS DELIVERY	01785515 SR 434 @ TARRY TOWN MAST ARM	-
07 CAPITAL PROJECTS DELIVERY	01785525 SR 419 @ OSPREY TRAIL	-
07 CAPITAL PROJECTS DELIVERY	01785561 BENEFIT COST STUDY	-
07 CAPITAL PROJECTS DELIVERY	01785562 BRIDGE INSPECTION	70,000.00
07 CAPITAL PROJECTS DELIVERY	01785563 SR 434 @ HAMMOCK TURN LANE	-
07 CAPITAL PROJECTS DELIVERY	01785566 HOWELL BRANCH RD@ALOMA INT IMP	-
07 CAPITAL PROJECTS DELIVERY	01785567 HOWELL CREEK PROJECT GRANT	-
07 CAPITAL PROJECTS DELIVERY	01785569 WILSON'S LANDING 07	-
07 CAPITAL PROJECTS DELIVERY	01785570 MARKHAM RD@MARKHAM WOODS SIGNA	-
07 CAPITAL PROJECTS DELIVERY	01785571 SCHOOL FLASHER UPGRADES 10 LOC	75,000.00
07 CAPITAL PROJECTS DELIVERY	01785572 MINOR PROJECTS	1,000,000.00
07 CAPITAL PROJECTS DELIVERY	01785582 MOBILITY STUDY	-
07 CAPITAL PROJECTS DELIVERY	01785718 CURRYVILLE - IRMA	-
07 CAPITAL PROJECTS DELIVERY	01785719 AIRPORT BLVD - IRMA	-
07 CAPITAL PROJECTS DELIVERY	01785912 SR 434 /TUSCORA -IRMA	-
07 CAPITAL PROJECTS DELIVERY	01785913 CR 419/SOLDIER CREEK - IRMA	-
07 CAPITAL PROJECTS DELIVERY	01785914 SANLANDO/DOUGLAS AVE- IRMA	-
07 CAPITAL PROJECTS DELIVERY	01785915 CR 419 BRIDGE -IRMA	-
07 CAPITAL PROJECTS DELIVERY	01785916 BRIAR CLIFF DR REPAVING - IRMA	-
07 CAPITAL PROJECTS DELIVERY	01785917 ESSEX DR REPAVING - IRMA	-
07 CAPITAL PROJECTS DELIVERY	01785918 ROYAL CIRCLE REPAVING - IRMA	-
07 CAPITAL PROJECTS DELIVERY	01785920 MISSOURI AVE - IRMA	-
07 CAPITAL PROJECTS DELIVERY	01785921 BEACON DR RECONSTRUC- IRMA	-
07 CAPITAL PROJECTS DELIVERY	01785922 PERCH LANE RECONSTRUC- IRMA	-
07 CAPITAL PROJECTS DELIVERY	01785931 CANAL DR RECONSTR- IRMA	-
07 CAPITAL PROJECTS DELIVERY	01907032 SR 436 SIGNAL ADAPTIVE(10 SIG)	-
07 CAPITAL PROJECTS DELIVERY	01907038 US 17-92 FIBER UPGRADE	-
07 CAPITAL PROJECTS DELIVERY	01907044 TUSKAWILLA RD FIBER UPGRADE	75,000.00
07 CAPITAL PROJECTS DELIVERY	01907045 RED BUG LAKE RD FIBER UPGRADE	175,000.00
07 CAPITAL PROJECTS DELIVERY	01907046 NETWORK CORE ROUTERS/-UPGRADE	100,000.00

NON-BASE PROJECTS BY FUND / PROGRAM

FUND - PROGRAM	BUSINESS UNIT NAME	FY20 ADOPTED BUDGET
07 CAPITAL PROJECTS DELIVERY	01907047 CONNECTED VEHICLE/ICM EQUIPMEN	125,000.00
07 CAPITAL PROJECTS DELIVERY	01907049 VIDEO DECODING WORKSTATIONS/SE	150,000.00
07 CAPITAL PROJECTS DELIVERY	01907050 SR 436 @ HOWELL BRANCH-MAST AR	-
07 CAPITAL PROJECTS DELIVERY	01907051 RED BUG @ SR 417(WESTSIDE)MAST	400,000.00
07 CAPITAL PROJECTS DELIVERY	01907052 RED BUG LAKE RD @ SR 417 (EAST	-
07 CAPITAL PROJECTS DELIVERY	01907059 E AIRPORT BLVD @ FS32	-
07 CAPITAL PROJECTS DELIVERY	01907060 MAGNOLIA ST SIDEWALKS	57,000.00
07 CAPITAL PROJECTS DELIVERY	01907061 AZALEA LN SIDEWALKS	51,500.00
07 CAPITAL PROJECTS DELIVERY	01907062 E. CITRUS ST SIDEWALKS	190,000.00
07 CAPITAL PROJECTS DELIVERY	01907065 GARDEN LAKE ESTATES SUB	-
07 CAPITAL PROJECTS DELIVERY	01907066 SPRING VALLET FARMS OUTFALL #3	-
07 CAPITAL PROJECTS DELIVERY	01907068 MULLET LAKE PARK DRAINAGE	200,000.00
07 CAPITAL PROJECTS DELIVERY	01907076 LK TONY OUTFALL REPLACEMENT	-
07 CAPITAL PROJECTS DELIVERY	01907080 LAKE HARNEY BASIN STUDY	-
07 CAPITAL PROJECTS DELIVERY	01907081 MIDWAY BASIN STUDY	-
07 CAPITAL PROJECTS DELIVERY	01907084 NORTH ST CORRIDOR STUDY	1,500,000.00
07 CAPITAL PROJECTS DELIVERY	01907085 WOODLAND ELEMENTARY TURN LANE	-
07 CAPITAL PROJECTS DELIVERY	01907086 FIBER OPTIC PULL BOX	200,000.00
07 CAPITAL PROJECTS DELIVERY	01907091 USDA-NRCS-IRMA-MATCH	-
07 CAPITAL PROJECTS DELIVERY	01907094 LAKE EMMA RD @ I4 INTERSECT	-
07 CAPITAL PROJECTS DELIVERY	01907095 OLD LOCKWOOD SCHOOL SIDEWALKS	-
07 CAPITAL PROJECTS DELIVERY	01907096 BMAP PROJECT ANALYSIS	-
07 CAPITAL PROJECTS DELIVERY	01907112 LAKE MILLS RD @ CR 419 -11560	-
07 CAPITAL PROJECTS DELIVERY	01907114 MILWEE ELEM SCHOOL SIDEWALK	-
07 CAPITAL PROJECTS DELIVERY	01907115 MARKHAM WOODS WALL REHAB	-
07 CAPITAL PROJECTS DELIVERY	01909225 GENEVA DR EXTENSION	-
07 CAPITAL PROJECTS DELIVERY	02007005 W. MCCULLOCH RD RESURFACING	550,000.00
07 CAPITAL PROJECTS DELIVERY	02007006 OLD LAKE MARY RD RESURFACING	850,000.00
07 CAPITAL PROJECTS DELIVERY	02007007 MAITLAND AVE RESURFACING	1,310,000.00
07 CAPITAL PROJECTS DELIVERY	02007008 RED BUG FIBER UPGRADE	175,000.00
07 CAPITAL PROJECTS DELIVERY	02007009 SR 436 @ ORANGE-MAST ARM CONV	400,000.00
07 CAPITAL PROJECTS DELIVERY	02007010 SR 436 @ SAN SEBASTIAN MAST AR	400,000.00
07 CAPITAL PROJECTS DELIVERY	02007011 SR 436 @ MAPLE MAST ARM CONV	400,000.00
07 CAPITAL PROJECTS DELIVERY	02007013 PWR CORRIDOR TRAIL-434-SHEPARD	100,000.00
07 CAPITAL PROJECTS DELIVERY	02007015 PED AND BIKE OP FSBLTY STDY	100,000.00
07 CAPITAL PROJECTS DELIVERY	02007016 ENGLISH ESTS SW/PHASE 2	125,000.00
07 CAPITAL PROJECTS DELIVERY	02007020 ROLLING HILLS MULTIPURPOSE TRL	2,000,000.00
07 CAPITAL PROJECTS DELIVERY	02007021 SOLDIERS CRK OFF ROAD BIKE TRL	10,000.00
07 CAPITAL PROJECTS DELIVERY	02007022 MARKHAM TRLHD - BIKE AREA	7,000.00
07 CAPITAL PROJECTS DELIVERY	02007024 WEKIVA BMAP/PFA GRDWTR ANALYSI	130,000.00
07 CAPITAL PROJECTS DELIVERY	02007026 WQ MONITORING ASSESSMENT	60,000.00
07 CAPITAL PROJECTS DELIVERY	02007027 WEKIVA SPRGS -INTERSECTION IMP	300,000.00
07 CAPITAL PROJECTS DELIVERY	02007028 CR 46A @ OLD LAKE MARY INTER	47,500.00
07 CAPITAL PROJECTS DELIVERY	02007029 RINEHART @ SR 417 INTER IMP	57,000.00
07 CAPITAL PROJECTS DELIVERY	02007091 MLK BLVD RESURFACING PROJECT	-
07 CAPITAL PROJECTS DELIVERY	02007092 HILLVIEW DR DRAINAGE	-
07 CAPITAL PROJECTS DELIVERY	02007094 DIRT ROAD PAVING PROGRAM 11560	1,000,000.00
07 CAPITAL PROJECTS DELIVERY	02007096 GRACE LAKE OUTFALL	500,000.00
07 CAPITAL PROJECTS DELIVERY	02007097 HUNT CLB/LK HARRIET-SM AR STUD	300,000.00
07 CAPITAL PROJECTS DELIVERY	02007098 JESUP BAS-LK OF WDS BAFFLE BOX	100,000.00
07 CAPITAL PROJECTS DELIVERY	02007099 LK EMMA/LNGWD HILLS SM AR STUD	100,000.00
07 CAPITAL PROJECTS DELIVERY	02007101 MILLER RD CULVT DRAINAGE (HMGP	471,708.00
07 CAPITAL PROJECTS DELIVERY	02007102 NEBRASKA AVE BRIDGE DRAIN HMGP	360,217.00
07 CAPITAL PROJECTS DELIVERY	02007104 NOLAN RD CHANNEL DRAINAGE HMGP	519,556.00
07 CAPITAL PROJECTS DELIVERY	02007105 OLIVER RD DRAINAGE (HMGP)	142,502.00
07 CAPITAL PROJECTS DELIVERY	02007106 OREGON/MICHIGAN ST DRAIN HMGP	556,254.00
07 CAPITAL PROJECTS DELIVERY	02007107 PEDESTRIAN/TRAIL BRIDGES REHAB	100,000.00
07 CAPITAL PROJECTS DELIVERY	02007111 SMITH CANAL BASIN STUDY	300,000.00
07 CAPITAL PROJECTS DELIVERY	02007112 SMITH CANAL DRAINAGE PHASE 2	1,345,000.00
07 CAPITAL PROJECTS DELIVERY	02007122 SUNLAND EST SMALL AREA STUDY	250,000.00

NON-BASE PROJECTS BY FUND / PROGRAM

		FY20 ADOPTED
FUND - PROGRAM	BUSINESS UNIT NAME	BUDGET
07 CAPITAL PROJECTS DELIVERY	02007124 WILLOW AVE-ALHAMBRA-DRAIN HMGP	649,230.00
07 CAPITAL PROJECTS DELIVERY	99999903 PROJECT CONTINGENCY - 11560	-
07 CAPITAL PROJECTS DELIVERY	99999906 Project Management (GEC)	1,000,000.00
07 TRAFFIC OPERATIONS	01785573 CR 46A SIGNAL LOOPS	-
07 WATER QUALITY	02007023 ALUM COST ANALYSIS	20,000.00
07 WATER QUALITY	02007123 VEGETATION/SEDIMENT REMOVAL	100,000.00
20 CIP Total		53,539,624.00
21 FLEET		
01 EMERGENCY MANAGEMENT	02001020 STNRY GEN 1000KW - GEN058	300,000.00
05 EMS/FIRE/RESCUE	00006669 THERMAL IMAGERS - RESCUES	-
05 EMS/FIRE/RESCUE	00006695 THERMAL IMAGERS - ENGINES	-
05 EMS/FIRE/RESCUE	00006699 BCC# 01324 PIERCE SPARE 01	-
05 EMS/FIRE/RESCUE	00006700 BCC# 01374 FORD F-450 WOODS 11	-
05 EMS/FIRE/RESCUE	00006701 BCC# 02039 PIERCE SPARE 09	-
05 EMS/FIRE/RESCUE	00006702 BCC# 02040 FORD E250 VAN	-
05 EMS/FIRE/RESCUE	00006703 BCC# 02882 FORD EXPLORER [CV]	-
05 EMS/FIRE/RESCUE	00006704 BCC# 02947 FORD EXPLORER [CV]	-
05 EMS/FIRE/RESCUE	00006705 BCC# 02948 FORD CROWN VIC [CV]	-
05 EMS/FIRE/RESCUE	00006706 BCC# 02949 FORD EXPLORER [CV]	-
05 EMS/FIRE/RESCUE	00006707 BCC# 03956 INTL RESCUE 03	-
05 EMS/FIRE/RESCUE	00006708 BCC# 03958 INTL RESCUE 16	-
05 EMS/FIRE/RESCUE	00006709 BCC# 03959 INTL RESCUE 43	-
05 EMS/FIRE/RESCUE	00006710 BCC# 04543 FORD EXPLORER [CV]	-
05 EMS/FIRE/RESCUE	00006711 BCC# 04867 INTL RESCUE 35	-
05 EMS/FIRE/RESCUE	00006712 BCC# 05346 INTL RESCUE 23	-
05 EMS/FIRE/RESCUE	00006714 BCC# 17220 FORD FORD U35	-
05 EMS/FIRE/RESCUE	00006715 BCC# 24594 FORD F-450 WOODS 41	-
05 EMS/FIRE/RESCUE	00006716 BCC# 24595 FORD F-450 WOODS 16	-
05 EMS/FIRE/RESCUE	00006717 BCC# 780496 FORD EXCURSION [CV]	-
05 EMS/FIRE/RESCUE	00006718 BCC# 780545 FORD EXPLORER [CV]	-
05 EMS/FIRE/RESCUE	00007027 #03954 Dodge 4500 Rescue	-
05 EMS/FIRE/RESCUE	00007028 #03955 Dodge 4500 Rescue	-
05 EMS/FIRE/RESCUE	00007034 #04865 Dodge 4500 Rescue	-
05 EMS/FIRE/RESCUE	00007037 #05208 Pierce Engine	-
05 EMS/FIRE/RESCUE	00007040 #05351 Dodge 4500 Rescue	-
05 EMS/FIRE/RESCUE	00007045 #06070298 Pierce Engine	-
05 EMS/FIRE/RESCUE	00007059 #19236 Pierce Squad	-
05 EMS/FIRE/RESCUE	00008054 02759 FORD TRANSIT CONNECT	-
05 EMS/FIRE/RESCUE	00008055 02759 FORD F150 EXT CAB	-
05 EMS/FIRE/RESCUE	00008057 NEW UNIT FORD F150 4X4 EXT	-
05 EMS/FIRE/RESCUE	00008060 04551 FORD INTERCEPTOR	-
05 EMS/FIRE/RESCUE	00008063 03954 DODGE 4500 RESCUE	-
05 EMS/FIRE/RESCUE	00008064 03958 DODGE 4500 RESCUE	-
05 EMS/FIRE/RESCUE	00008066 02038 PIERCE ENGINE	-
05 EMS/FIRE/RESCUE	00008068 NEW UNIT PIERCE ENGINE 29	-
05 EMS/FIRE/RESCUE	00008069 06070587 SUTPHEN SP 100 TOWER	-
05 EMS/FIRE/RESCUE	00008120 BCC 5212 FORD F250	-
05 EMS/FIRE/RESCUE	02005050 STNRY GEN 1000KW - GEN057	300,000.00
21 FLEET Total		600,000.00
22 EQUIPMENT / OTHER		
05 EMS/FIRE/RESCUE	00006697 STRETCHERS	-
05 EMS/FIRE/RESCUE	00006698 LIFEPAK 15 EKG MONITOR/DEFIB	-
22 EQUIPMENT / OTHER Total		-
11901 COMMUNITY DEVELOPMENT BLK GRANT		
20 CIP		
06 GRANT ASSISTANCE PROGRAMS	06881617 BOOKERTOWN PARK BATHROOMS	-
20 CIP Total		-
21 FLEET		
06 GRANT ASSISTANCE PROGRAMS	02006001 FORD F150 REG 4X2 -01353	21,125.00

NON-BASE PROJECTS BY FUND / PROGRAM

FUND - PROGRAM	BUSINESS UNIT NAME	FY20 ADOPTED BUDGET
21 FLEET Total		21,125.00
12500 EMERGENCY 911 FUND		
20 CIP		
01 E-911	00286002 FIRE SUPPRESS SYS PSB - 12500	-
20 CIP Total		-
23 TECHNOLOGY		
01 E-911	00285804 911/EOC – UPS SYSTEM	-
01 E-911	00310002 REPLACE 911 SYSTEM	-
01 E-911	01785392 911 REDUNDANT LOGGING EQUIP	-
01 E-911	01785711 SPECIAL DISBURSEMENTS	-
01 E-911	02001018 911 CALL RECORDER (NICE) 12500	200,000.00
05 EMERGENCY COMMUNICATIONS	00007132 CAD PROJECT - 12500	-
05 EMERGENCY COMMUNICATIONS	00007203 911 NETWORK SWITCH	-
23 TECHNOLOGY Total		200,000.00
12801 FIRE/RESCUE-IMPACT FEE		
20 CIP		
05 EMS/FIRE/RESCUE	00258003 FIRE STATION 29 - ALOMA AVENUE	-
05 EMS/FIRE/RESCUE	02005021 FIRE STATION 39	-
20 CIP Total		-
22 EQUIPMENT / OTHER		
05 EMS/FIRE/RESCUE	02005009 FD IMPACT FEE STUDY	44,000.00
22 EQUIPMENT / OTHER Total		44,000.00
23 TECHNOLOGY		
05 EMS/FIRE/RESCUE	00006726 LiveMUM Interface	-
05 EMS/FIRE/RESCUE	00012805 TRAFFIC PREEMPTION DEVICES	-
23 TECHNOLOGY Total		-
40100 WATER AND SEWER FUND		
20 CIP		
08 UTILITIES ENGINEERING PROGR	00006615 NW-RECLAIMED WTR SYS WIDE OPER	-
08 UTILITIES ENGINEERING PROGR	00022903 SMALL METER REPLACEMENT PROGRA	-
08 UTILITIES ENGINEERING PROGR	01785612 HURRICANE IRMA - WATER OPS	-
08 UTILITIES ENGINEERING PROGR	01785613 HURRICANE IRMA - WASTEWATER	-
08 UTILITIES ENGINEERING PROGR	01908029 YANKEE LAKE PROP ACQUISITION	-
08 WATER OPERATIONS	00006606 WETLANDS MON SITE INST CUP8213	-
08 WATER OPERATIONS	00006607 UNIDIRECTIONAL FLUSHING PROGRA	150,000.00
20 CIP Total		150,000.00
21 FLEET		
08 ES BUSINESS OFFICE	01908001 FORD EXPLORER XLT 4X4-NEW	-
08 UTILITIES ENGINEERING PROGR	00007015 #01350 Ford F150 Ext Cab	-
08 UTILITIES ENGINEERING PROGR	00008036 02146 FORD F150 EXTCAB	-
08 UTILITIES ENGINEERING PROGR	00008037 FORD F150 EXTCAB 4X4	-
08 UTILITIES ENGINEERING PROGR	00008110 FORD F150 EXTCAB 4X4	-
08 UTILITIES ENGINEERING PROGR	02008002 FORD ESCAPE 4X2 - 04523	21,499.00
08 UTILITIES ENGINEERING PROGR	02008003 FORD F150 EXT 4X4 - 07409	34,918.00
08 UTILITIES ENGINEERING PROGR	02008004 FORD F150 EXT 4X4 - 07727	33,385.00
08 UTILITIES ENGINEERING PROGR	02008005 FORD F150 EXT 4X4 - 07728	34,918.00
08 UTILITIES ENGINEERING PROGR	02008006 FORD F150 EXT 4X4 - NEW	34,918.00
08 WASTEWATER OPERATIONS	00006813 KAWASAKI MULE 4X2 REPLACING	-
08 WASTEWATER OPERATIONS	00006814 FORD F-550 REPLACING BCC # 02	-
08 WASTEWATER OPERATIONS	00006815 BCC # 04540 FORD F250 SUPER C	-
08 WASTEWATER OPERATIONS	00006816 FORD F250 REPLACING BCC # 028	-
08 WASTEWATER OPERATIONS	00006817 TRAIL KING TK12U TRAILER REPL	-
08 WASTEWATER OPERATIONS	00006818 FORD F-550 REPLACING BCC # 06	-
08 WASTEWATER OPERATIONS	00006906 Ford F-250	-
08 WASTEWATER OPERATIONS	00006950 NEW FORD ESCAPE DIST TECH	-
08 WASTEWATER OPERATIONS	00007024 #02851 International 4300	-

NON-BASE PROJECTS BY FUND / PROGRAM

FUND - PROGRAM	BUSINESS UNIT NAME	FY20 ADOPTED BUDGET
08 WASTEWATER OPERATIONS	00007054 #14965 Ford F550	-
08 WASTEWATER OPERATIONS	00007055 #18077 Ford LTS900 Dump	-
08 WASTEWATER OPERATIONS	00008038 02035 FORD F450	-
08 WASTEWATER OPERATIONS	00008039 24597 FORD F450 SUPERDUTY	-
08 WASTEWATER OPERATIONS	00008040 02849 4300 DURASTAR	-
08 WASTEWATER OPERATIONS	00008048 NEW UNIT 3 FORD F250 EXT CAB	-
08 WASTEWATER OPERATIONS	00008050 FORD F550 BOOM TRUCK	-
08 WASTEWATER OPERATIONS	00008051 FORD F550 BOOM TRUCK	-
08 WASTEWATER OPERATIONS	00008114 FORD F150 EXT CAB	-
08 WASTEWATER OPERATIONS	01908002 CUES 12FT CCTV TRAILER-03997	-
08 WASTEWATER OPERATIONS	01908003 CATERPILLAR 420F-IT-23042	-
08 WASTEWATER OPERATIONS	01908004 INT'L DURASTAR 4300-02448	-
08 WASTEWATER OPERATIONS	01908005 INT'L DURASTAR 4300-02470	-
08 WASTEWATER OPERATIONS	01908006 THOMPSON WATER PUMP-21402	-
08 WASTEWATER OPERATIONS	01908007 MULTIQUIP 60KW GENERATOR-05809	-
08 WASTEWATER OPERATIONS	01908008 MULTIQUIP 60KW GENERATOR-05813	-
08 WASTEWATER OPERATIONS	01908009 FORD F250 EXT CAB 4X4-02854	-
08 WASTEWATER OPERATIONS	01908010 FORD F150 EXT CAB 4X2-07410	-
08 WASTEWATER OPERATIONS	01908011 FORD F150 REG CAB 4X2-NEW	-
08 WASTEWATER OPERATIONS	02008007 BOBCAT SKID STEER - 24124	54,421.00
08 WASTEWATER OPERATIONS	02008008 CAT STNRY GEN 160KW - GEN001	54,157.00
08 WASTEWATER OPERATIONS	02008010 FORD F150 EXT 4X2 - 05723	35,318.00
08 WASTEWATER OPERATIONS	02008011 FORD F150 EXT 4X2 - 02866	27,025.00
08 WASTEWATER OPERATIONS	02008012 FORD F150 EXT 4X2 - 02867	27,025.00
08 WASTEWATER OPERATIONS	02008013 FORD F150 EXT 4X2 - 05204	29,870.00
08 WASTEWATER OPERATIONS	02008014 FORD F150 EXT 4X4 - 04526	37,141.00
08 WASTEWATER OPERATIONS	02008015 FORD F150 EXT 4X4 - 05205	29,771.00
08 WASTEWATER OPERATIONS	02008016 FORD F150 EXT 4X2 - 07411	30,512.00
08 WASTEWATER OPERATIONS	02008017 INT UTILITY BODY - 02471	94,062.00
08 WASTEWATER OPERATIONS	02008018 INT STAKE BODY W/CRANE - 04869	218,943.00
08 WASTEWATER OPERATIONS	02008019 MULTIQUIP GEN 40KW - 05808	61,166.00
08 WASTEWATER OPERATIONS	02008020 MULTIQUIP GEN 60KW - 05811	61,166.00
08 WASTEWATER OPERATIONS	02008021 THOMPSON WATER PUMP - 06070346	63,007.00
08 WASTEWATER OPERATIONS	02008022 SHUTTLE TRACTOR - 06924	114,024.00
08 WASTEWATER OPERATIONS	02008023 SHUTTLE TRAC - 01578	114,024.00
08 WATER OPERATIONS	00006632 FORD F-150 PICKUP EXT CAB	-
08 WATER OPERATIONS	00006783 Ford Transit Van Replacing BCC	-
08 WATER OPERATIONS	00006784 Ford F-150 Extra Cab Replacing	-
08 WATER OPERATIONS	00006787 Ford F-150 Extra Cab For New E	-
08 WATER OPERATIONS	00006788 Ford F150 Ext Cab Replacing BC	-
08 WATER OPERATIONS	00006789 Ford F150 Ext Cab Replacing BC	-
08 WATER OPERATIONS	00006792 2015 Caterpillar Hydraulic Exc	-
08 WATER OPERATIONS	00006793 Ford Transit Connect Replacing	-
08 WATER OPERATIONS	00006796 Ford F750 Super Cab Replacing	-
08 WATER OPERATIONS	00006797 Ford F750 Super Cab Replacing	-
08 WATER OPERATIONS	00006798 BCC # 05239 Ford F250 Super Ca	-
08 WATER OPERATIONS	00006799 BCC # 05725 Ford F150 Ext Cab	-
08 WATER OPERATIONS	00006800 Trail King TKT40LP Trailer Rep	-
08 WATER OPERATIONS	00006801 Trail King TKT-24 Trailer - Ne	-
08 WATER OPERATIONS	00006802 Load Trail UT510G35E Trailer R	-
08 WATER OPERATIONS	00006803 Load Trail UT510G35E Trailer R	-
08 WATER OPERATIONS	00006804 Trail King TK12U Trailer Repla	-
08 WATER OPERATIONS	00006901 2002 Vaccon-02506	-
08 WATER OPERATIONS	00006902 Ford F-250 Super Cab	-
08 WATER OPERATIONS	00006903 Ford F-150	-
08 WATER OPERATIONS	00006904 Ditch Witch FX-30	-
08 WATER OPERATIONS	00006905 F-250 Super Cab - BCC #20211	-
08 WATER OPERATIONS	00006921 BCC #23157 CROSLY TRAILER	-
08 WATER OPERATIONS	00006922 BCC #52761 ELECTRIC FORKLIFT	-
08 WATER OPERATIONS	00006934 TRUCK BODY REPLACEMENT	-

NON-BASE PROJECTS BY FUND / PROGRAM

FUND - PROGRAM	BUSINESS UNIT NAME	FY20 ADOPTED BUDGET
08 WATER OPERATIONS	00006951 NEW FORD F250 PLNT MECH	-
08 WATER OPERATIONS	00007016 #01372 FORD F150 EXT CAB	-
08 WATER OPERATIONS	00007017 #01373 Ford Escape	-
08 WATER OPERATIONS	00007018 #02036 Ford Transit Connect	-
08 WATER OPERATIONS	00007021 #02469 International 4300	-
08 WATER OPERATIONS	00007022 #02848 International 4300	-
08 WATER OPERATIONS	00007025 #02855 Ford F150 Crew Cab 4x4	-
08 WATER OPERATIONS	00007031 #04525 Ford F150 Ext Cab	-
08 WATER OPERATIONS	00007039 #05238 Ford F250 SuperCab	-
08 WATER OPERATIONS	00007041 #06070007 FORD F150	-
08 WATER OPERATIONS	00007057 #18694 Crosley Trailer	-
08 WATER OPERATIONS	00007062 #19913 Ford F550	-
08 WATER OPERATIONS	00007063 #23765 Crosley Trailer	-
08 WATER OPERATIONS	00007075 #New E52 Ford F150 Crew Cab	-
08 WATER OPERATIONS	00007330 RESPONSE TRAILER	-
08 WATER OPERATIONS	00008041 02862 FORD F150	-
08 WATER OPERATIONS	00008042 04526 FORD F150	-
08 WATER OPERATIONS	00008043 05726 FORD F150	-
08 WATER OPERATIONS	00008044 06584 FORD F150 EXTCAB	-
08 WATER OPERATIONS	00008045 NEW UNIT FORD TRANSIT CONNECT	-
08 WATER OPERATIONS	00008046 NEW UNIT 1 FORD F250 EXT CAB	-
08 WATER OPERATIONS	00008047 NEW UNIT 2 FORD F250 EXT CAB	-
08 WATER OPERATIONS	00008049 NEW UNIT QUEST TRAILER	-
08 WATER OPERATIONS	00008111 OFF-ROAD FORKLIFT	-
08 WATER OPERATIONS	00008112 MINI HYDRAULIC EXCAVATOR	-
08 WATER OPERATIONS	00008113 VAC TRAILER FOR METER SVC	-
08 WATER OPERATIONS	01908014 INT'L VACTOR-01445	-
08 WATER OPERATIONS	01908015 BOBCAT S650-20250	-
08 WATER OPERATIONS	01908016 FORD F250 EXT CAB 4X2-06070230	-
08 WATER OPERATIONS	01908017 FORD F250 EXT CAB 4X2-01023	-
08 WATER OPERATIONS	01908018 FORD EXPLORER 4X2-01351	-
08 WATER OPERATIONS	01908019 FORD F150 EXT CAB 4X2-02861	-
08 WATER OPERATIONS	01908020 FORD F150 EXT CAB 4X2-04541	-
08 WATER OPERATIONS	01908021 FORD F150 EXT CAB 4X2-04556	-
08 WATER OPERATIONS	01908022 FORD TRANSIT VAN T150-05279	-
08 WATER OPERATIONS	01908024 FORD F550 EXT CAB 4X2-NEW	-
08 WATER OPERATIONS	02008024 CAT MINI EXCAVATER - 02893	43,743.00
08 WATER OPERATIONS	02008025 CAT BACKHOE LOADER - 02853	135,017.00
08 WATER OPERATIONS	02008026 FORD F150 EXT 4X2 - 05722	40,787.00
08 WATER OPERATIONS	02008027 FORD F150 EXT 4X2 - 07412	30,690.00
08 WATER OPERATIONS	02008028 FORD F250 EXT 4X4 - 04538	37,205.00
08 WATER OPERATIONS	02008029 FORD UTILITY BODY - 06592	41,216.00
08 WATER OPERATIONS	02008030 FORD F250 EXT 4X4 - 07451	35,328.00
08 WATER OPERATIONS	02008031 FORD STAKE BODY - 20206	46,171.00
08 WATER OPERATIONS	02008032 FORD TRANSIT T150 - 05283	33,519.00
08 WATER OPERATIONS	02008033 FORD TRANSIT CONNECT - 04878	26,230.00
08 WATER OPERATIONS	02008034 INT UTILITY BODY - 05245	94,062.00
08 WATER OPERATIONS	02008035 INT 14YD DUMP TRUCK - 20898	130,150.00
21 FLEET Total		1,905,388.00
22 EQUIPMENT / OTHER		
08 ES BUSINESS OFFICE	00006610 MAILROOM FOLDER/INSERTER	-
08 UTILITIES ENGINEERING PROGR	01908023 GPS ANTENNA EQUIPMENT	-
08 WASTEWATER OPERATIONS	00006608 TV TRAILER UPGRADE W/SKID PACK	-
08 WASTEWATER OPERATIONS	00006810 Automatic Sampler	-
08 WASTEWATER OPERATIONS	00006811 4" THOMPSON WATER PUMP TO REP	-
08 WASTEWATER OPERATIONS	00006812 RIGID SEESNAKE (LATERAL CAMER	-
08 WASTEWATER OPERATIONS	00007101 BACK-UP AERATOR MOTOR	-
08 WASTEWATER OPERATIONS	00007103 LASER ALIGNMENT TOOL	-
08 WASTEWATER OPERATIONS	00007104 VIBRATION ANALYSIS TOOL	-
08 WASTEWATER OPERATIONS	00007191 INDUSTRIAL PRESSURE WASHER	-

NON-BASE PROJECTS BY FUND / PROGRAM

FUND - PROGRAM	BUSINESS UNIT NAME	FY20 ADOPTED BUDGET
08 WASTEWATER OPERATIONS	00007192 ROOTX SYSTEM	-
08 WASTEWATER OPERATIONS	00007195 BCC#21376 AUTOMATIC SAMPLER	-
08 WASTEWATER OPERATIONS	01900004 SAMPLER	-
08 WASTEWATER OPERATIONS	01900005 SEWER SEE SNAKE (CAMERA)	-
08 WASTEWATER OPERATIONS	01900006 CORE BORE SYSTEM	-
08 WASTEWATER OPERATIONS	01900007 100 TON PRESS	-
08 WASTEWATER OPERATIONS	01900008 NOZZTEQ ROOT CUTTER SYSTEM	-
08 WASTEWATER OPERATIONS	01900009 GAS DETECTOR DOCK 2	-
08 WASTEWATER OPERATIONS	01900010 SHORE ALUMINUM BOX	-
08 WASTEWATER OPERATIONS	01900011 ALL PRO TEST 3	-
08 WATER OPERATIONS	00006785 HACH DR 6000 SPECTROPHOTOMETER	-
08 WATER OPERATIONS	00006786 PORTABLE "A" FRAME FOR LIFITNG	-
08 WATER OPERATIONS	00006794 PT878 LIQUID UNTRASONIC FLWMTR	-
08 WATER OPERATIONS	00006795 SIEMENS FM VERIFICATOR	-
08 WATER OPERATIONS	00006805 Light Tower (Generator Powered	-
08 WATER OPERATIONS	00006920 AIR COMPRESSOR 25HP/60CFM	-
08 WATER OPERATIONS	00006923 SINGLE WALLED TRENCH SHIELD	-
08 WATER OPERATIONS	00006924 BCC#52543 AUTOMATIC SAMPLER (W	-
08 WATER OPERATIONS	00006942 BMT 964C OZONE ANALYZER	-
08 WATER OPERATIONS	00007105 CL-17 CHLORINE ANALYZER	-
08 WATER OPERATIONS	00007106 OZONE ANALYZER BMT 964 C	-
08 WATER OPERATIONS	00007107 SPARE VALVE ACTUATOR FOR SER	-
08 WATER OPERATIONS	00007123 CL-17 CHLORINE ANALYZER	-
08 WATER OPERATIONS	00007124 CL-17 CHLORINE ANALYZER	-
08 WATER OPERATIONS	00007125 SPARE VALVE ACTUATOR FOR SER	-
08 WATER OPERATIONS	00007197 ELECTRIC PALLET JACK	-
08 WATER OPERATIONS	00007198 LIGHT WEIGHT SHORING	-
08 WATER OPERATIONS	00007199 INSERTION VALVE TOOL 4"-8"	-
08 WATER OPERATIONS	00007200 INSERTION VALVE TOOL 10"-12"	-
08 WATER OPERATIONS	00007201 DEWATERING PUMP	-
08 WATER OPERATIONS	00007202 ELECTRIC VALVE OPERATORS	-
08 WATER OPERATIONS	01900002 BULLET MISSILE (SVC LINE REP)	-
08 WATER OPERATIONS	01900003 PORTABLE MESSAGE BOARD	-
22 EQUIPMENT / OTHER Total		-
23 TECHNOLOGY		
08 ES BUSINESS OFFICE	00006927 PAYMENT PROCESSING SOFTWARE	-
08 ES BUSINESS OFFICE	00007099 UPGRADE EDE SUNGARD PLATFORM	-
08 ES BUSINESS OFFICE	00007189 IVR/PAY-BY-PHONE SOFTWARE	81,550.00
08 UTILITIES ENGINEERING PROGR	00006782 HIGH SPEED SCANNER	-
08 UTILITIES ENGINEERING PROGR	00006829 GPS UNITS	-
08 UTILITIES ENGINEERING PROGR	00006943 XC2 SOFTWARE	-
08 UTILITIES ENGINEERING PROGR	00007100 HP DESIGNJET Z5200 PLOTTER	-
08 WASTEWATER OPERATIONS	00006820 Upgraded ProCal database softw	-
08 WASTEWATER OPERATIONS	00007102 INFRARED CAMERA	-
08 WASTEWATER OPERATIONS	00007193 FLOW MONITOR	-
08 WASTEWATER OPERATIONS	02008001 JDE ENHANCEMENTS - MOBILE	50,000.00
08 WASTEWATER OPERATIONS	02008036 ONBASE - AUTOMATED PROCESS	20,000.00
08 WATER OPERATIONS	00006629 CRITICAL RADIO UPGRADES/REPLAC	-
08 WATER OPERATIONS	00006806 UPGRADED PROCAL DATABASE SOFTW	-
08 WATER OPERATIONS	00006807 Wonderware InTouch Anywhere	-
08 WATER OPERATIONS	00006808 Wonderware Historian Cloud Ser	-
08 WATER OPERATIONS	00006809 Laboratory Information Managem	-
08 WATER OPERATIONS	00007196 CONSERVATION ENHANCEMENT SOFTW	-
08 WATER OPERATIONS	00063604 STILLWATER SUBDIVISION INV	-
14 NETWORK & COMM SERVICES	00007111 TELEPHONE REFRESH WATER SEWER	31,569.00
23 TECHNOLOGY Total		183,119.00
24 FACILITIES PROJECTS		
07 FACILITIES	00007086 WATER SEWER PLANNED WORK 40100	43,567.00
08 WATER OPERATIONS	01900001 EQUIPMENT CANOPIES	35,000.00
24 FACILITIES PROJECTS Total		78,567.00

NON-BASE PROJECTS BY FUND / PROGRAM

FUND - PROGRAM	BUSINESS UNIT NAME	FY20 ADOPTED BUDGET
40108 WATER & SEWER CAPITAL IMPROVEM		
20 CIP		
08 UTILITIES ENGINEERING PROGR	00021714 WHOLESALE AGREEMENTS	-
08 UTILITIES ENGINEERING PROGR	00021716 OVERSIZING & EXTENSION-SANITAR	50,000.00
08 UTILITIES ENGINEERING PROGR	00021717 OVERSIZING & EXTENSIONS-POTABL	50,000.00
08 UTILITIES ENGINEERING PROGR	00021719 TOWN AND COUNTRY RECLAIMED MAI	-
08 UTILITIES ENGINEERING PROGR	00021726 OREGON ST/FM WM RELOCATES	-
08 UTILITIES ENGINEERING PROGR	00024856 PLANT PROGRAMMING IMPROVEMENTS	-
08 UTILITIES ENGINEERING PROGR	00040302 CAPITALIZED LABOR PROJECT	700,000.00
08 UTILITIES ENGINEERING PROGR	00056606 LAKE MONROE WATER TREATMENT DE	-
08 UTILITIES ENGINEERING PROGR	00064503 WATER DISTRIBUTION UPGRADES	-
08 UTILITIES ENGINEERING PROGR	00064527 BEAR LAKE WATER MAIN LOOP	249,271.00
08 UTILITIES ENGINEERING PROGR	00064555 MISCELLANEOUS INTERCONNECTS PH	-
08 UTILITIES ENGINEERING PROGR	00064557 LARGE METER IMPROVEMENT PROGRA	-
08 UTILITIES ENGINEERING PROGR	00064562 OLD TUSKAWILLA PIPING IMPROVEM	-
08 UTILITIES ENGINEERING PROGR	00064565 DRUID HILLS DISTRIBUTION UPGRA	-
08 UTILITIES ENGINEERING PROGR	00064568 RECLAIM MAIN VALVE UPGRADES	-
08 UTILITIES ENGINEERING PROGR	00064570 MISCELLANEOUS INTERCONNECTS PH	-
08 UTILITIES ENGINEERING PROGR	00064571 WATER WHEELING PRELIMINARY DES	-
08 UTILITIES ENGINEERING PROGR	00064573 LAKE MONROE SYSTEM PRESSURE MO	-
08 UTILITIES ENGINEERING PROGR	00064574 GALVANIZED PIPE REPLACEMENT PR	-
08 UTILITIES ENGINEERING PROGR	00064575 NORTHEAST-NORTHWEST POTABLE WA	3,000,000.00
08 UTILITIES ENGINEERING PROGR	00064576 SOUTHWEST SERVICE AREA PIPELIN	500,000.00
08 UTILITIES ENGINEERING PROGR	00064577 SOUTHEAST SERVICE AREA DISTRIB	1,000,000.00
08 UTILITIES ENGINEERING PROGR	00064579 LAKE HARRIET DISTRIBUTION IMPR	-
08 UTILITIES ENGINEERING PROGR	00064580 MEREDITH MANOR DISTRIBUTION PI	-
08 UTILITIES ENGINEERING PROGR	00064581 NORTHEAST DISTRIBUTION PIPE RE	500,000.00
08 UTILITIES ENGINEERING PROGR	00064582 APPLE VALLEY DISTRIBUTION IMPR	-
08 UTILITIES ENGINEERING PROGR	00064583 WATER DISTRIBUTION SYSTEM COND	160,000.00
08 UTILITIES ENGINEERING PROGR	00064587 BLACK HAMM DISTRI PIPE REPLACE	-
08 UTILITIES ENGINEERING PROGR	00064588 NW-W1&2 PIPELINE IMPROVEMENT	-
08 UTILITIES ENGINEERING PROGR	00064590 WATER DISTRIBUT SYSTEM REHAB	700,000.00
08 UTILITIES ENGINEERING PROGR	00064591 DOLGNER PL WATER MAIN REPLACE	-
08 UTILITIES ENGINEERING PROGR	00064592 WATER SERVICE LINE REPLACEMENT	-
08 UTILITIES ENGINEERING PROGR	00064593 BRAMPTON PL WATER MAIN RELOCAT	-
08 UTILITIES ENGINEERING PROGR	00065103 LAKE EMMA RD UTILITY RELOCATE	-
08 UTILITIES ENGINEERING PROGR	00065229 DEAN ROAD WIDENING	-
08 UTILITIES ENGINEERING PROGR	00065231 LONGWOOD/MARKHAM ROAD TRAIL EX	-
08 UTILITIES ENGINEERING PROGR	00065233 CASSEL CREEK UTILITY RELOCATES	-
08 UTILITIES ENGINEERING PROGR	00065234 WEKIVA PARKWAY UTILITY RELOCAT	-
08 UTILITIES ENGINEERING PROGR	00065236 MINOR ROADS UTILITY UPGRADES-P	150,000.00
08 UTILITIES ENGINEERING PROGR	00065237 MINOR ROADS UTILITY UPGRADES-S	150,000.00
08 UTILITIES ENGINEERING PROGR	00065238 CR-46A WIDENING - RINEHART RD	-
08 UTILITIES ENGINEERING PROGR	00065239 OXFORD ROAD IMPROVEMENTS - 17-	-
08 UTILITIES ENGINEERING PROGR	00065243 HOWARD AVENUE POTABLE WATER IM	-
08 UTILITIES ENGINEERING PROGR	00065244 SR 436 & 17/92 FLYOVER	-
08 UTILITIES ENGINEERING PROGR	00065251 17-92 Utility Relocations	-
08 UTILITIES ENGINEERING PROGR	00065253 TUSKAWILLA FORCE MAIN	-
08 UTILITIES ENGINEERING PROGR	00065255 APPLE VALLEY GRAVITY MAIN REHA	-
08 UTILITIES ENGINEERING PROGR	00065256 WILLA SPRINGS FORCE MAIN	-
08 UTILITIES ENGINEERING PROGR	00065257 BLACK HAMMOCK WATER MAIN RELOC	-
08 UTILITIES ENGINEERING PROGR	00065284 ORANGE BLVD FORCE MAIN EXT	-
08 UTILITIES ENGINEERING PROGR	00065285 COUNTRY CLUB HEIGHT GRAV MAIN	-
08 UTILITIES ENGINEERING PROGR	00065286 SR 417 WIDENING RELOCATES	-
08 UTILITIES ENGINEERING PROGR	00065287 SPRING VILLA CONFLICT	-
08 UTILITIES ENGINEERING PROGR	00065289 GAC BACKWASH RELOCATIONS	-
08 UTILITIES ENGINEERING PROGR	00082907 PUMP STATION UPGRADES FAMILY O	-
08 UTILITIES ENGINEERING PROGR	00082919 HEATHROW MASTER PUMP STATION U	-
08 UTILITIES ENGINEERING PROGR	00082922 PUMP STATION CONVERSION TO DIG	-

NON-BASE PROJECTS BY FUND / PROGRAM

FUND - PROGRAM	BUSINESS UNIT NAME	FY20 ADOPTED BUDGET
08 UTILITIES ENGINEERING PROGR	00082924 PUMP STATION UPGRADES	1,750,000.00
08 UTILITIES ENGINEERING PROGR	00082926 GREENWOOD LAKES POWER EASEMENT	-
08 UTILITIES ENGINEERING PROGR	00083115 SR46 FORCE MAIN/ORANGE BLVD TO	-
08 UTILITIES ENGINEERING PROGR	00083116 FORCE MAIN & AIR RELEASE VALVE	350,000.00
08 UTILITIES ENGINEERING PROGR	00083117 GRAVITY SEWER & MANHOLE CONDIT	250,000.00
08 UTILITIES ENGINEERING PROGR	00083118 SOUTHWEST SERVICE AREA FORCE M	-
08 UTILITIES ENGINEERING PROGR	00083119 SR 427 FORCE MAIN REHAB	-
08 UTILITIES ENGINEERING PROGR	00164306 YANKEE LAKE ALTERNATIVE WATER	-
08 UTILITIES ENGINEERING PROGR	00178309 COUNTRY CLUB WATER TREATMENT P	-
08 UTILITIES ENGINEERING PROGR	00178312 GWL WTP DECOMMISSIONING	670,000.00
08 UTILITIES ENGINEERING PROGR	00178313 COUNTRY CLUB WATER TREATMENT P	-
08 UTILITIES ENGINEERING PROGR	00181605 YANKEE LAKE SWTF REHAB/REPLACE	300,000.00
08 UTILITIES ENGINEERING PROGR	00181606 YLSWTF AIR PIPING RELOCATE	-
08 UTILITIES ENGINEERING PROGR	00195209 YLK WRF REHAB/REPLACEMENT	-
08 UTILITIES ENGINEERING PROGR	00195215 YANKEE LK WASTEWATER REGIONAL	-
08 UTILITIES ENGINEERING PROGR	00195713 LYNWOOD WATER TREATMENT FACILI	-
08 UTILITIES ENGINEERING PROGR	00195716 SOUTHEAST REGIONAL WATER TREAT	-
08 UTILITIES ENGINEERING PROGR	00195785 SER R & R	-
08 UTILITIES ENGINEERING PROGR	00200402 MARKHAM AQUIFER STORAGE WELL	-
08 UTILITIES ENGINEERING PROGR	00201103 CONSUMPTIVE USE PERMIT CONSOLI	-
08 UTILITIES ENGINEERING PROGR	00201522 POTABLE WELL IMPROVEMENTS	75,000.00
08 UTILITIES ENGINEERING PROGR	00201526 CUP REQUIRED PROJECTS	-
08 UTILITIES ENGINEERING PROGR	00201530 WELLHEAD PROTECT IMPROVEMENTS	-
08 UTILITIES ENGINEERING PROGR	00201531 MISCELLANEOUS WELL PROJECTS	-
08 UTILITIES ENGINEERING PROGR	00201533 POTABLE WELL EVALUATIONS	-
08 UTILITIES ENGINEERING PROGR	00201536 MARKHAM WATER QUALITY INVESTIG	-
08 UTILITIES ENGINEERING PROGR	00201537 SOUTHEAST REGIONAL WELL #3 REH	-
08 UTILITIES ENGINEERING PROGR	00201538 LAKE HAYES WELL #1 CONVERSION	-
08 UTILITIES ENGINEERING PROGR	00201539 LAKES HAYES WELL #3 CONVERSION	-
08 UTILITIES ENGINEERING PROGR	00201547 SER WELL 4 MODIFICATIONS	-
08 UTILITIES ENGINEERING PROGR	00203104 SECURITY IMPROVEMENTS/ENHANCEM	-
08 UTILITIES ENGINEERING PROGR	00203107 SECURITY IMPROVEMENTS/ENHANCEM	-
08 UTILITIES ENGINEERING PROGR	00203206 APPLE VALLEY TRANSMISSION MAIN	-
08 UTILITIES ENGINEERING PROGR	00203213 LAKE HAYES WTP PARTIAL DECOM	500,000.00
08 UTILITIES ENGINEERING PROGR	00203311 LAKE HARRIET WATER TREATMENT P	380,000.00
08 UTILITIES ENGINEERING PROGR	00203312 MEREDITH MANOR WATER TREATMENT	-
08 UTILITIES ENGINEERING PROGR	00203313 LAKE BRANTLEY WATER TREATMENT	380,000.00
08 UTILITIES ENGINEERING PROGR	00203314 DOL RAY WATER TREATMENT PLANT	-
08 UTILITIES ENGINEERING PROGR	00203315 DRUID HILLS WATER TREATMENT PL	-
08 UTILITIES ENGINEERING PROGR	00203316 HANOVER WATER TREATMENT PLANT	-
08 UTILITIES ENGINEERING PROGR	00203317 APPLE VALLEY WATER TREATMENT P	370,000.00
08 UTILITIES ENGINEERING PROGR	00216425 IRON BRIDGE (PARENT)	-
08 UTILITIES ENGINEERING PROGR	00216426 IRON BRIDGE AGREEMENT	4,500,000.00
08 UTILITIES ENGINEERING PROGR	00216467 SSNOCWTA CIP BOND	-
08 UTILITIES ENGINEERING PROGR	00216715 MARKHAM WATER TREATMENT PLANT	-
08 UTILITIES ENGINEERING PROGR	00216718 HEATHROW WELL EQUIPMENT IMPROV	-
08 UTILITIES ENGINEERING PROGR	00216721 HEATHROW WELLFIELD REDIRECT	-
08 UTILITIES ENGINEERING PROGR	00216725 MARKHAM WELLS PROPERTY ACQUISI	-
08 UTILITIES ENGINEERING PROGR	00216727 HEATHROW WELL #1 REPLACEMENT	-
08 UTILITIES ENGINEERING PROGR	00216728 HEATHROW WELL #4 REPLACEMENT	-
08 UTILITIES ENGINEERING PROGR	00216730 MARKHAM WATER TREATMENT PLANT	-
08 UTILITIES ENGINEERING PROGR	00216732 MARKHAM WTP REHAB AND REP	300,000.00
08 UTILITIES ENGINEERING PROGR	00216733 ORANGE BLVD RECLAIM MAIN EXTEN	1,000,000.00
08 UTILITIES ENGINEERING PROGR	00223104 RESIDENTIAL RECLAIMED WATER MA	-
08 UTILITIES ENGINEERING PROGR	00223209 LONG POND RD RECLAIMED LOOP	375,000.00
08 UTILITIES ENGINEERING PROGR	00227412 GREENWOOD LAKES/LAKE MARY PUMP	-
08 UTILITIES ENGINEERING PROGR	00227413 GREENWOOD LAKES RAPID INFILTRA	100,000.00
08 UTILITIES ENGINEERING PROGR	00227416 GREENWOOD LAKES WATER RECLAME	-
08 UTILITIES ENGINEERING PROGR	00227458 GWL CAPACITY EXPANSION	-
08 UTILITIES ENGINEERING PROGR	00243505 INDIAN HILL WATER TREATMENT PL	-

NON-BASE PROJECTS BY FUND / PROGRAM

FUND - PROGRAM		BUSINESS UNIT NAME	FY20 ADOPTED BUDGET
08 UTILITIES ENGINEERING PROGR		00243506 LYNWOOD WTF REHAB/REPLACE	-
08 UTILITIES ENGINEERING PROGR		00255203 UTILITIES MASTER PLAN	-
08 UTILITIES ENGINEERING PROGR		00283004 SSNOCWTA INFILTRATION & INFLO	-
08 UTILITIES ENGINEERING PROGR		00283005 NW-RW-2 SYSTEM WIDE OPER EFFIC	250,000.00
08 UTILITIES ENGINEERING PROGR		00283007 SER WTO FLUORIDE SYSTEM	-
08 UTILITIES ENGINEERING PROGR		00283008 TUSKAWILLA FORCE MAIN	500,000.00
08 UTILITIES ENGINEERING PROGR		00283009 WATER SYSTEM AUDIT AND LEAK DE	-
08 UTILITIES ENGINEERING PROGR		00283010 RED BUG LAKE RD FM REPLACEMENT	-
08 WASTEWATER OPERATIONS		00243509 SER/YL/CC FACILITIES ADMIN BUI	-
08 WATER OPERATIONS		00164308 CONCENTRATE MGMT FEASIBILITY E	-
20 CIP Total			19,259,271.00
21 FLEET			
08 UTILITIES ENGINEERING PROGR		00223206 EMERGENCY POWER GENERATOR - MA	-
08 UTILITIES ENGINEERING PROGR		00227420 PUMP STATION GENERATORS (19)	-
21 FLEET Total			-
23 TECHNOLOGY			
08 UTILITIES ENGINEERING PROGR		00024812 SCADA SYSTEM HARDWARE	-
08 UTILITIES ENGINEERING PROGR		00024814 SYSTEM WIDE DATA COLLECTION/MG	75,000.00
08 UTILITIES ENGINEERING PROGR		00203211 SECURITY IMPRMT VULNERABILITY	-
08 UTILITIES ENGINEERING PROGR		00283006 SCADA AND SECURITY SYSTEMS IMP	325,000.00
23 TECHNOLOGY Total			400,000.00
40201 SOLID WASTE FUND			
20 CIP			
09 LANDFILL OPERATIONS PROGRAM		00276702 LANDFILL FUEL ISLAND ROOF	-
09 LANDFILL OPERATIONS PROGRAM		00281203 LANDFILL STAGING AREA REPAVING	-
09 LANDFILL OPERATIONS PROGRAM		00281204 GENERAL LANDFILL REFURBISHMENT	100,000.00
09 LANDFILL OPERATIONS PROGRAM		00281205 LANDFILL RD & CITIZEN UPGRADE	-
09 SW-COMPLIANCE & PROGRAM MAN		00006200 LEACHATE TANKS TRINANNUAL INSP	-
09 SW-COMPLIANCE & PROGRAM MAN		00006614 BEAR RESISTANT CAN DEP GRANT	-
09 SW-COMPLIANCE & PROGRAM MAN		00007190 LANDFILL OPS PERMIT COMPLIANCE	-
09 SW-COMPLIANCE & PROGRAM MAN		00160802 LANDFILL ROADWAYS REPAIRS	250,000.00
09 SW-COMPLIANCE & PROGRAM MAN		00160803 LANDFILL ACCESS PAVING	-
09 SW-COMPLIANCE & PROGRAM MAN		00201902 TIPPING FLOOR RESURFACING	300,000.00
09 SW-COMPLIANCE & PROGRAM MAN		00215802 UPGRADED PREFABRICATED HAZARDO	-
09 SW-COMPLIANCE & PROGRAM MAN		00216105 CENTRAL TRANSFER STATION PERMI	-
09 SW-COMPLIANCE & PROGRAM MAN		00216106 SPILL PREVENTION, CONTROLS & C	-
09 SW-COMPLIANCE & PROGRAM MAN		00244511 LANDFILL SCALEHOUSE	-
09 SW-COMPLIANCE & PROGRAM MAN		00244514 OSCEOLA ROAD LANDFILL PUMP STA	-
09 SW-COMPLIANCE & PROGRAM MAN		00244516 OSCEOLA ROAD LANDFILL TELEMETR	250,000.00
09 SW-COMPLIANCE & PROGRAM MAN		00244517 TRANSFER STATION REFURBISHMENT	100,000.00
09 SW-COMPLIANCE & PROGRAM MAN		00244522 LANDFILL PUMP STATION REPLACEM	60,000.00
09 SW-COMPLIANCE & PROGRAM MAN		00244604 LANDFILL GAS SYSTEM EXPANSION	1,300,000.00
09 SW-COMPLIANCE & PROGRAM MAN		00244605 OSCEOLA LANDFILL MONITORING WE	-
09 SW-COMPLIANCE & PROGRAM MAN		00244802 LANDFILL TITLE FIVE AIR PERMIT	-
09 SW-COMPLIANCE & PROGRAM MAN		00244807 Landfill NPDES Permit	-
09 SW-COMPLIANCE & PROGRAM MAN		00245101 LANDFILL SOLID WASTE OPERATING	-
09 SW-COMPLIANCE & PROGRAM MAN		00245103 LANDFILL SOLID WASTE OPERATING	-
09 SW-COMPLIANCE & PROGRAM MAN		01785396 URBAN BEAR MANAGEMENT PLAN	-
09 SW-COMPLIANCE & PROGRAM MAN		01785898 FEMA CONSULTING SVCS (40201)	-
09 SW-COMPLIANCE & PROGRAM MAN		01909102 OSCEOLA ROAD BORROW PIT	-
09 TRANSFER STATION		00216108 SOLID WASTE MGMT MASTER PLAN	-
09 TRANSFER STATION		00244515 CTS SCALE AUTOMATION UPGRADE	-
09 TRANSFER STATION		01785393 SOLID WASTE LAND ACQUISITION	-
20 CIP Total			2,360,000.00
21 FLEET			
09 LANDFILL OPERATIONS PROGRAM		00006638 LANDFILL SHUTTLE	-
09 LANDFILL OPERATIONS PROGRAM		00006758 BCC # 05229 - KAWASAKI Mule 4x	-
09 LANDFILL OPERATIONS PROGRAM		00006760 BCC # 780335 - INTERNATIONAL S	-
09 LANDFILL OPERATIONS PROGRAM		00006761 BCC # 780010 - INTERNATIONAL S	-

NON-BASE PROJECTS BY FUND / PROGRAM

FUND - PROGRAM	BUSINESS UNIT NAME	FY20 ADOPTED BUDGET
09 LANDFILL OPERATIONS PROGRAM	00006762 BCC # 05230 - FORD F150 Ext Ca	-
09 LANDFILL OPERATIONS PROGRAM	00006763 BCC #05227 - Fuel Truck	-
09 LANDFILL OPERATIONS PROGRAM	00006907 2008 Loader-06070441	-
09 LANDFILL OPERATIONS PROGRAM	00006952 HX20 BAT WING MOWER	-
09 LANDFILL OPERATIONS PROGRAM	00007019 #02041 Ford Expedition	-
09 LANDFILL OPERATIONS PROGRAM	00007051 #06815 Massey Tractor	-
09 LANDFILL OPERATIONS PROGRAM	00007052 #06913 Kawasaki Mule 4X4	-
09 LANDFILL OPERATIONS PROGRAM	00007056 #18523 Ford L8000 Water	-
09 LANDFILL OPERATIONS PROGRAM	00007061 #19556 Ford F150 ext cab 4x4	-
09 LANDFILL OPERATIONS PROGRAM	00007073 #781096 INT SHUTTLE 6X6	-
09 LANDFILL OPERATIONS PROGRAM	00008022 780271 TRAILER MCS-3506-0	-
09 LANDFILL OPERATIONS PROGRAM	00008023 05780 WALKER TANKER TRAILER	28,460.00
09 LANDFILL OPERATIONS PROGRAM	00008024 07723 WALKER TANKER TRAILER	28,460.00
09 LANDFILL OPERATIONS PROGRAM	00008025 TRI-AXLE DUMP TRAILER	15,700.00
09 LANDFILL OPERATIONS PROGRAM	00008026 CATERPILL EXCAVATOR LONG REACH	-
09 LANDFILL OPERATIONS PROGRAM	00008091 TRI-AXLE DUMP TRAILER	15,700.00
09 LANDFILL OPERATIONS PROGRAM	01909001 MILITARY SURPLUS TRACTOR	-
09 LANDFILL OPERATIONS PROGRAM	01909003 ATM TARPING ATTACHMENT-46972	-
09 LANDFILL OPERATIONS PROGRAM	01909004 FORD F150 EXT CAB 4X4-05230	-
09 LANDFILL OPERATIONS PROGRAM	01909005 AM SGL MESSAGE BOARD-NEW	-
09 LANDFILL OPERATIONS PROGRAM	02009002 DUMP TRAILER - 48590	60,790.00
09 LANDFILL OPERATIONS PROGRAM	02009003 GENERAC LIGHT TOWER - 56233	25,961.00
09 LANDFILL OPERATIONS PROGRAM	02009004 GENERAC LIGHT TOWER - NEW	25,961.00
09 LANDFILL OPERATIONS PROGRAM	02009005 ZERO-TURN RIDING MOWER - 04581	25,200.00
09 LANDFILL OPERATIONS PROGRAM	02009007 MACK SHUTTLE TRACTOR - 780010	232,895.00
09 LANDFILL OPERATIONS PROGRAM	02009008 TANKER TRAILER - 781429	63,460.00
09 LANDFILL OPERATIONS PROGRAM	02009009 DUMP TRAILER - 48586	60,790.00
09 LANDFILL OPERATIONS PROGRAM	02009018 TANKER TRAILER - 780316	63,460.00
09 SW-COMPLIANCE & PROGRAM MAN	00006780 BCC# 780018 - 2007 DOOSAN FOR	-
09 SW-COMPLIANCE & PROGRAM MAN	02009010 FORD F150 CREW 4X4 - NEW	31,133.00
09 SW-COMPLIANCE & PROGRAM MAN	02009011 FORD F150 EXT 4X4 - 05348	30,825.00
09 SW-COMPLIANCE & PROGRAM MAN	02009012 THOMPSON WATER PUMP - 51888	45,036.00
09 TRANSFER STATION	00006764 BCC # 07418 - INTERNATIONAL Ro	-
09 TRANSFER STATION	00006765 BCC # 07421 - INTERNATIONAL 76	-
09 TRANSFER STATION	00006766 BCC # 07420 - INTERNATIONAL 76	-
09 TRANSFER STATION	00006767 BCC # 07414 - INTERNATIONAL 76	-
09 TRANSFER STATION	00006768 BCC # 07415 - INTERNATIONAL 76	-
09 TRANSFER STATION	00006769 BCC # 06070484 - INTERNATIONAL	-
09 TRANSFER STATION	00006771 BCC # 781071 - JOHN DEERE FRON	-
09 TRANSFER STATION	00006772 BCC #780111 Mack Refuse Traile	-
09 TRANSFER STATION	00006773 BCC #78108 Mack Refuse Trailer	-
09 TRANSFER STATION	00006774 BCC #06070229 Mack Refuse Trai	-
09 TRANSFER STATION	00006775 BCC #78110 Mack Refuse Trailer	-
09 TRANSFER STATION	00006776 BCC #78115 Mack Refuse Trailer	-
09 TRANSFER STATION	00006777 BCC # 780112 - MACK REFUSE TRA	-
09 TRANSFER STATION	00006778 BCC # 780113 - MACK REFUSE TRA	-
09 TRANSFER STATION	00006779 BCC # 780114 - MACK REFUSE TRA	-
09 TRANSFER STATION	00006877 2006 Road Tractor-06924	-
09 TRANSFER STATION	00006878 2005 Road Tractor-06590	-
09 TRANSFER STATION	00006879 2006 7600RoadTractor-07416	-
09 TRANSFER STATION	00006880 2006 Road Tractor-07419	-
09 TRANSFER STATION	00006908 2003 REFUSE TRAILER-04944	-
09 TRANSFER STATION	00006909 2004 REFUSE TRAILER-05225	-
09 TRANSFER STATION	00006910 2007 REFUSE TRAILER-06070235	-
09 TRANSFER STATION	00006911 2007 REFUSE TRAILER-06070236	-
09 TRANSFER STATION	00007046 #06070437 Int 7600 RoadTractor	-
09 TRANSFER STATION	00007047 #06070477 Int 7600 RoadTractor	-
09 TRANSFER STATION	00007048 #06070485 INT 7600 ROADTRACTOR	-
09 TRANSFER STATION	00007049 #06070486 Int7600 RoadTractor	-
09 TRANSFER STATION	00007053 #07419 Int 7600 RoadTractor	-

NON-BASE PROJECTS BY FUND / PROGRAM

FUND - PROGRAM	BUSINESS UNIT NAME	FY20 ADOPTED BUDGET
09 TRANSFER STATION	00007065 #780081 Cat Loader SkidSteer	-
09 TRANSFER STATION	00007067 #780378 Caterpillar Excavator	-
09 TRANSFER STATION	00007069 #781038 Mack Refuse Trailer	-
09 TRANSFER STATION	00007070 #781040 Mack Refuse Trailer	-
09 TRANSFER STATION	00007071 #781041 Mack Refuse Trailer	-
09 TRANSFER STATION	00007072 #781043 Mack Refuse Trailer	-
09 TRANSFER STATION	00007074 #NEW UNIT ES1 HOT JET USA	-
09 TRANSFER STATION	00008027 06070228 MACK TRAILER REFUSE	-
09 TRANSFER STATION	00008028 06070236 MACK TRAILER REFUSE	-
09 TRANSFER STATION	00008029 781039 MACK TRAILER REFUSE	-
09 TRANSFER STATION	00008030 781042 MACK TRAILER REFUSE	-
09 TRANSFER STATION	00008031 781044 MACK TRAILER REFUSE	-
09 TRANSFER STATION	00008032 781045 MACK TRAILER REFUSE	-
09 TRANSFER STATION	00008033 INTERNATIONAL 7600 ROADTRACT	-
09 TRANSFER STATION	00008034 NEW UNIT MACK TRAILER REFUSE	-
09 TRANSFER STATION	00008035 781130 CATERPILLAR EXCAVATOR	-
09 TRANSFER STATION	00008092 NEW UNIT MACK TRAILER REFUSE	-
09 TRANSFER STATION	01909006 CAT WHEEL LOADER 966M XE-48225	-
09 TRANSFER STATION	01909008 CAT WHEEL LOADER 906M-780081	-
09 TRANSFER STATION	01909009 MACK 45 REFUSE TRAILER-781044	-
09 TRANSFER STATION	01909010 MACK 45 REFUSE TRAILER-781039	-
09 TRANSFER STATION	01909011 MACK 45 REFUSE TRAILER-781042	-
09 TRANSFER STATION	01909012 MACK 45 REFUSE TRAILER-48218	-
09 TRANSFER STATION	01909013 FORD F150 EXT CAB 4X4-23143	-
09 TRANSFER STATION	02009013 WHEELED MATL HANDLER - 47128	345,846.00
09 TRANSFER STATION	02009014 FORD F150 EXT 4X4 - NEW	28,405.00
09 TRANSFER STATION	02009015 INT ROAD TRACTOR - 06070485	122,765.00
09 TRANSFER STATION	02009016 MACK REFUSE TRAILER - 06070228	78,414.00
09 TRANSFER STATION	02009017 MACK REFUSE TRAILER - 06070236	78,414.00
21 FLEET Total		1,407,675.00
22 EQUIPMENT / OTHER		
09 LANDFILL OPERATIONS PROGRAM	00006631 PORTABLE LIGH TOWER	-
09 SW-COMPLIANCE & PROGRAM MAN	00006201 LANDFILL TITLE V AIR PERMIT	-
09 SW-COMPLIANCE & PROGRAM MAN	00006202 LANDFILL NPDES PERMIT	40,000.00
09 SW-COMPLIANCE & PROGRAM MAN	00244520 LANDFILL LEACHATE TANKS	250,000.00
09 TRANSFER STATION	00007098 CTS NPDES PERMIT	10,000.00
22 EQUIPMENT / OTHER Total		300,000.00
23 TECHNOLOGY		
09 SW-COMPLIANCE & PROGRAM MAN	00006630 CRITICAL RADIO UPGRADES/REPLAC	-
09 TRANSFER STATION	02009001 GPS FLEET TRACKING SOFTWARE	10,000.00
14 NETWORK & COMM SERVICES	00007112 TELEPHONE REFRESH SOLID WASTE	7,787.00
23 TECHNOLOGY Total		17,787.00
24 FACILITIES PROJECTS		
07 FACILITIES	00007088 SOLID WASTE PLANNED WORK 40201	-
24 FACILITIES PROJECTS Total		-
Grand Total		105,051,844.11