



SEMINOLE COUNTY
FLORIDA'S NATURAL CHOICE

Budget Worksession

for Seminole County, Florida



Budget for Fiscal Year 2016/2017
August 4, 2016 and August 18, 2016

Black Bear Wilderness Area Boardwalk



SEMINOLE COUNTY
FLORIDA'S NATURAL CHOICE

TABLE OF CONTENTS

INTRODUCTION

Budget Message	5
General Fund Adjustment Summary	13
Budget Calendar	14
Budgetary Basis and Assumptions	15
Fund Structure Summary	19
Fund Structure.....	20

COUNTYWIDE BUDGET

Countywide Budget Summary	27
Budget Summary by Fund Type / Function	28
Countywide Millage Summary	29
Five Year Gross Taxable Value Comparison.....	30
Unincorporated Residential Home Property Tax Calculation.....	31
Residential Home Property Tax Comparison	32
Budgetary Sources of Funds	33
Summary of Sources	35
Budgetary Uses	45
Summary of Uses by Function / Program	47
Summary of Uses by Function / Object Classification	51
Outside Agency Funding	52
Transfer Summary	56
Summary of Reserves	57

GENERAL FUND BUDGET

Summary of Sources	59
Summary of Uses by Function / Program	61
Funding Per Capita	65

PERSONAL SERVICES

Personal Services Overview	67
Countywide Position Summary	68
FTE Count by Fund.....	69
Position Request Summary	70
Position Requests by Fund / Type	71
Proposed Salary Adjustments with Surrounding Counties.....	75
Intern & Temporary Position Requests	76
Countywide Positions by Department / Program	77
Overtime by Department / Program	80
Pay Bands.....	82
Health Insurance Enrollment	83
Workers Compensation & FRS Enrollment.....	84

TABLE OF CONTENTS

NON BASE / CAPITAL REQUESTS

Fleet by Fund / Department / Program	85
Equipment by Fund / Department / Program	97
Projects by Fund / Department / Program	99

DEBT MANAGEMENT

Summary of Outstanding Bonded Debt by Pledged Revenue	107
Summary of Outstanding Debt	108
Debt Overview.....	112
Total County Debt Outstanding	116
Assigned Underlying Ratings.....	118
County Comparison of Debt Per Capita.....	119

INTERNAL SERVICE CHARGES

Overview	121
Internal Service Charge Inventory by Department / Program.....	124
Internal Service Charges Summary by Fund	128
Internal Service Charges Summary by Department.....	129

BUDGET DETAIL

Detail of Sources by Fund / Account	131
Budget Comparison by Fund.....	152

DEPARTMENT SECTIONS

Administration.....	203
Constitutional Officers.....	229
Court Support.....	273
Leisure Services	283
Fire	305
Community Services	325
Public Works.....	343
Environmental Services	365
Development Services	385
Information Services.....	409
Resource Management.....	433

SUPPLEMENTAL INFORMATION

July 15, 2016

Honorable Seminole County Board of County Commissioners:

I am pleased to submit the proposed Fiscal Year 2016/17 Budget for your consideration. The proposed budget totals \$741.7 million for all governmental and proprietary activities of the County, and includes \$401 million for operations, \$80.5 million in capital expenditures, and \$260.2 million in transfers and reserves. This proposed budget results in a 4.1% operating increase from last fiscal year, with no proposed increase in the County's millage rates. It is reflective of the Board of County Commissioners' tradition of demanding delivery of exceptional services in a fiscally responsible manner.

Guiding Principles

In addition to its function as a financial plan, the County's budget serves as a policy document, operations guide, and communication tool, making its approval one of the most important decisions to come before the Board of County Commissioners each year. While each fiscal year presents its own unique demands and challenges, the Board of County Commissioners has been consistent in its articulation of the philosophy and assumptions to be applied in preparation of the annual budget. The clearest and most consistent direction that staff has received in recent years is that revenue estimates should assume no new taxes or increases to tax rates. In addition to the directive to hold the line on tax rates, the Board has also expressed its desire to maintain levels of service, to retain at least a 20% operating fund balance with the General Fund, and to obtain structural balance within the annual budget.

In accordance with these guiding principles, this budget proposal maintains all tax rates at current levels; establishes a General Fund operating balance at 25%; and has been balanced without the use of reserve funds.

Revenue

The proposed FY 2016/17 budget was prepared in a gradually improving economic environment using current revenue trends. Taxable values have increased countywide for the 4th consecutive year, averaging 5.6% growth over the past three years. Median home prices are up, tourism and the associated economic impacts are at a record high, new construction continues to escalate, and the unemployment rate continues to drop. As a result, revenues estimated for this proposed budget reflect a higher level of growth than that incorporated in the current year's budget. However, while revenue growth is beginning to cover the inflationary cost of maintaining levels of service, revenues are still significantly lower than they were pre-recession, and staff remains diligent in its efforts to seek opportunities for increased efficiencies.

I. General Operating Funds

General government operations, including those undertaken by the County's Constitutional Officers, are funded through three primary sources: property taxes, state shared revenues, and locally generated revenues.

Property Taxes. In compliance with the Board of County Commissioners' guiding principles, revenue estimates are based on a continuation of the Countywide millage rate of 4.8751, Unincorporated Road District millage rate of 0.1107 and the Fire Protection District millage rate of 2.3299.

Countywide taxable property values grew by 5.73% over FY 2015/16. New construction accounts for 1.26% of the increased value, while reappraisals of existing properties account for 4.47%. Fire Protection District taxable property values are up 5.75% over prior year values. The Unincorporated Road District MSTU experienced a 5.82% increase in property values over FY 2015/16. New construction accounted for approximately 1.5% of the growth in both the Road and Fire District MSTU's. Based on the consumer price index change, the 2016 Save Our Homes cap will limit growth in assessed values for homesteaded properties to 0.7% over prior year assessed values.

As noted above, the FY 2016/17 proposed budget maintains operating millage rates at FY 2015/16 levels, which coupled with the 5.7% growth in countywide taxable values results in a statutory aggregate tax increase of 5.47% in property taxes levied. Ad valorem revenue will increase \$7 million in the General Fund; \$2.4 million in the Fire Fund; and \$83,000 in the Transportation Trust Fund, for a total of \$9.5 million over that included within the FY 2015/16 adopted budget.

State Shared Revenue. Countywide state shared revenues primarily include County Revenue Sharing and Half-Cent Sales Tax. The County Revenue Sharing and Half-Cent Sales Tax are funded primarily through the State 6 cent sales tax and is expected to grow by \$1.1 million or 3% in FY 2016/17.

Locally Generated Revenue. Other General Fund revenue growth projections totaled \$800,000 including growth of almost \$500,000 in park revenues primarily attributed to the opening of the Seminole County Sports Complex and renovations to the Soldier's Creek Softball Complex; \$300,000 in engineering fees moved from Transportation Trust; and \$400,000 in increased excess fees. These locally generated revenues are offset in part by a reduction of \$400,000 in other revenues to include the Communication Services Tax which continues to be impacted by technology advancements and State Aid to Libraries.

Representing 82% of General Fund operating revenues ad valorem taxes, half-cent sales tax, and state revenue sharing are conservatively-projected to increase \$8.1 million over the adopted FY 2015/16 budget estimates. When all factors are considered, the net projected General Fund revenue growth is estimated at \$8.9 million dollars, or 4.6% over FY 2015/16.

2. Special Revenue Funds

Building Fund. Building revenues are based on current construction activity and revenue trends. The 2016 Florida Legislature approved SB535 which prohibits local governments from requiring payment of additional fees for contractor licenses or competency certificates resulting in a \$50,000 loss in exam fees for FY 2016/17. Permit revenue is projected at \$3.2 million or \$190,000 over the FY 2015/16 adopted budget. In total, Building Fund operating revenue is increasing \$130,000 or 3.7% over FY 2015/16 adopted revenue.

Infrastructure Sales Tax Fund. Seminole County's 2014 One Cent Infrastructure Sales Tax is projected at \$70.7 million in FY 2015/16 representing a 3% growth over the current year projected revenue. Pursuant to the interlocal agreement, the County will receive \$39.3 million or 55.6% of projected sales tax, the School Board \$17.7 million or 25%; and the Cities will share in \$13.7 million or 19.4% of projected revenue.

3. Enterprise Funds

Water and Sewer Fund. Seminole County Board of County Commissioners adopted a five year Water and Sewer rate program on September 22, 2015, and a detailed listing can be found under Section 20.45 of the Seminole County Administrative Code. Water and Sewer revenues are used to support debt funding requirements, to fortify our existing debt and credit ratings and to ensure financial stability. Assuming a 1% ERC growth, 0.5% usage growth, and a 3% rate increase, the County can expect an estimated \$1.4 million increase in Residential Water Utility revenues and a \$1.1 million increase in Residential Sewer Utility revenues.

Solid Waste Fund. FY 2016/17 operating revenue for the Solid Waste fund is projected at \$14.3 million or \$1.1 million above the prior year adopted budget. The BCC approved an interlocal agreement between Seminole County and the City of Winter Park for solid waste management services which accounts for \$800,000 of this growth. In addition, a transfer of \$300,000 from the Tourist Development Fund represents the first year repayment of a \$3.2 million interfund loan for lighting at the sports complex.

Expenditures

1. Significant Funding Priorities for FY 2016/17

While preparing the upcoming year's proposed budget, we endeavored to hold the line on expenditures. The listing below reflects the significant changes regarding expenditures within the proposed General Fund budget:

Capital Improvements \$3,798,549
Include fleet vehicles, network related infrastructure, jail improvements, upgrades to the Emergency Operations Center, and Animal Services safety improvements.

New Position Requests \$583,718

Includes 13 new FTEs and 6 reclassifications in the General Fund mostly related to the County's active parks, Mosquito Control, fleet, and Emergency Management programs.

Economic Development \$472,325

The transfer to Economic Development represents the County's share of new and ongoing economic incentives. The total incentive to the business community is \$924,763, of which \$452,438 is paid by the Cities.

Landscape and Trails Maintenance \$274,521

This increase is largely due to the new Sports Complex and new trails being constructed under the County's Infrastructure Sales Tax program.

Mass Transit (LYNX) \$254,595

This represents the increase for the General Fund subsidy to LYNX. The total request is \$7 million, which is offset by \$2.2 million in Ninth-Cent Fuel Tax revenues.

Fuel (\$401,650)

The fuel budget is based on estimates from the Department of Energy of \$2.25 per gallon for Unleaded and \$2.50 per gallon for Diesel.

Altamonte Springs CRA Contribution (\$2,103,200)

The last payment to the Altamonte CRA was made in FY 2015/16, which results in a budget savings in FY 2016/17.

More detailed information with regard to these budget changes is provided within the budget details that follow this message.

2. Significant Items not Funded in FY 2016/17

As mentioned earlier, in order to hold the line on expenditures, I have chosen not to include several significant departmental requests in the proposed FY 2016/17 budget. Below are the details associated with these requests:

Computer Aided Dispatch (CAD) System \$3,500,000

Tiburon, the County's current CAD system, has been in place for over eight (8) years. It is limited in its features and is not fully evolved to meet contemporary needs. The replacement will be the last link in the County's efforts to modernize and provide redundancies in the technology utilized to assign and manage public safety resources for the residents and visitors to Seminole County. Investments were made in FY 2015/16 to prolong the usefulness of this critical system.

Telephone System Upgrade \$1,500,000

The Information Services Department has initiated a comprehensive analysis of the County's telecommunication needs to determine a time table for replacement of the County's aging telephone system. Awaiting this report before taking action will ensure that future recommendations for telephone systems are based on the most current data available.

JD Edwards Upgrades \$500,000

The County relies on JD Edwards for several essential functions ranging from asset management, to Human Resource administration. The requested upgrade would allow the County to take advantage of new imbedded features such as mobile applications and GIS mapping however, support for the current release does not expire until 2018.

Position Requests \$430,504

While several requests for new positions in the FY 2016/17 budget were received, only those requests which were deemed essential to the County's operations were included in the proposed budget.

More detailed information with regard to these budget requests is provided within the budget details that follow this message.

3. Personnel Expenditures

The proposed FY 2016/17 budget includes a net of 25 new FTE positions¹ within the Board of County Commissioner programs, totaling \$1,451,241 across all funds of the County. All new positions were considered necessary to meet the service demands. These new positions include:

(1) Customer Service Supervisor	Building Fund
(6) Firefighters offset by a reduction in overtime dollars	Fire Protection Fund
(7) Soldier's Creek Softball Complex	General Fund
(2) Mosquito Control Technicians	General Fund
(1) Community Services Homelessness Advocate	General Fund
(2) Quality Assurance Inspectors for Fleet Services	General Fund
(1) Project Manager II for Emergency Management	General Fund
(1) Hazardous Waste Technician	Solid Waste Fund
(1) Survey/Engineering CAD Technician	Transportation Trust Fund
(1) Project Coordinator	Transportation Trust Fund
(1) Professional Engineer	Transportation Trust Fund
(1) Engineering Technician	Transportation Trust Fund
(1) Utility Billing Specialist for Water and Sewer	Water & Sewer Fund
(1) Plant Mechanic II	Water & Sewer Fund

A more detailed description of all the new positions, as well as a list of unfunded requested positions, can be found within the budget details that follow this message.

¹ Includes a reduction of two (2) FTEs in the Transportation Trust Fund.

The FY 2016/17 proposed budget also includes a 3% salary adjustment for all permanent Board of County Commissioners employees.² In reaction to the economic downturn, staffing levels were significantly reduced in FY 2008/09 and FY 2009/10. While staffing levels have been gradually increased over the last several years, the number of employees per capita is still below pre-recession levels, and employees continue to undertake more work with fewer people. Furthermore, as the economy has improved and expanded, we have been faced with a new challenge with respect to competitive compensation. We are already encountering the effects of this circumstance, and there is a concern that employee retention will become more difficult as the market offers higher salaries than the County has in place. While preparing the budget, staff surveyed adjacent county governments, and it appears the trend for this fiscal year involves salary adjustments between 3-3.5%.

The proposed 3% salary adjustment for Board of County Commissioners employees has a \$1 million impact to the General Fund budget (including Supervisor of Elections, Property Appraiser and transfers to sub-funds) and a \$1.3 million impact to the overall Board of County Commissioners budget.

Proposed Constitutional Officers' Budgets

Within the proposed budget, Board of County Commissioners programs account for 37% of General Fund expenditures, while transfers to support the operations of the Sheriff, Tax Collector, Clerk of the Court and Comptroller, Property Appraiser, and Supervisor of Elections constitute 63% of expenditures.

	FY16 Adopted	FY17 Requested	Variance	% Change
Sheriff³	\$107,583,000	\$111,791,000	\$4,208,000	3.9%
Tax Collector	6,690,000	6,991,050	301,050	4.5%
Clerk of the Court and Comptroller	2,822,300	3,425,579	603,279	21.4%
Property Appraiser	4,884,109	5,103,894	219,785	4.5%
Supervisor of Elections	2,823,883	2,559,884	(263,999)	(9.3%)
Total	\$124,803,292	\$129,871,407	\$5,068,115	4.1%

With respect to the Sheriff, Tax Collector, and the Property Appraiser, their submitted budget requests result in an average increase of 4.3% over the prior year's adopted budget. The Clerk of the Court and Comptroller budget request represents a 21.4% increase over the prior year's budget with the majority of the increase in personnel expenditures. This \$600,000 increase includes an aggregate 37% increase in salaries for existing personnel. The Supervisor of Elections' decrease of 9.3% is

² Exclusive of the A Bargaining Unit.

³ On June 14, 2016, through an interlocal agreement the Board assigned the duties, responsibilities and personnel of the Probation Division and Prosecution Alternatives for Youth (PAY) to the Sheriff's Office. In accordance with the agreement on October 1, 2016, the FY 2016/17 budgets for Probation and PAY reflecting the amounts of \$2,127,909 and \$519,030, respectively will be transferred to the Sheriff's Office.

reflective of the reduction in additional expenditures that were a direct result of the multiple national, state, and local elections in 2016.

Restoring Structural Balance

General Fund. As noted above, the FY 2016/17 General Fund proposed budget is structurally balanced without the use of reserves, as compared to the \$1.4 million of reserves budgeted in the current fiscal year's budget. The proposed budget is the first since FY 2006/07, to achieve an operating balance without the use of reserve funds. This attainment of structural balance is attributable to not only a more favorable economic climate, but also to the County's on-going efforts to promote operational and human resource efficiencies; to appropriately allocate General Fund administrative resources; and to accurately reflect the true cost of services. It is our estimate that the proposed FY 2016/17 budget will yield a 25% reserve balance in the General Fund.

Fire Protection Fund. The Fire Protection Fund continues to face an imbalance in revenues versus expenditures. While there are sufficient funds within the Fire Protection Fund reserves to balance the Fire Protection Fund budget this year, without substantial reductions in expenditures and/or new or increased revenue sources, at its continued trend, this Fund may be left without any reserves after FY 2018/19. For this reason, staff continues to seek efficiencies and other opportunities to maximize the available funding for fire protection and emergency medical services. Management has been engaged in an on-going effort to implement many of the recommendations included within the Management/Operational Assessment of the Public Safety Department conducted in 2015. These activities have resulted in substantial operational savings within both the General and Fire Protection Funds, and will continue in the upcoming fiscal year.


In addition to seeking ways in which expenditures can be reduced within the Fire Protection Fund, budget staff examined opportunities for alternative revenue streams for fire protection and EMS operations. As you will recall, in FY 2015/16, you funded approximately \$3.4 million in Fire and EMS-related fleet and equipment with 2014 Infrastructure Sales Tax revenues. For FY 2016/17 I am proposing to allocate another \$3.5 million of 2014 Infrastructure Sales Tax revenues to fund the purchase of Fire and EMS-related fleet equipment. The use of the 2014 Infrastructure Sales Tax revenues will not impact the ability to accomplish dedicated transportation projects, and the leveraging of these sales tax revenues will assist in keeping the Fire Protection Fund millage rate down.

Conclusion

I would like to thank the Board for its on-going involvement and constructive input as staff endeavored to prepare this proposed budget; the Constitutional Officers for their positive contributions to our efforts to obtain structural balance; and, most importantly, our invaluable County staff who, day after day, demonstrate their commitment to delivering high quality public service to our residents and visitors.

As the County's key economic indicators show signs of steady improvement, County staff will continue to seek ways to provide excellent service with increased efficiency. With your continued leadership, the dedication of the County's talented employees, and the active engagement of its citizens and partners, Seminole County will continue to be *Florida's Natural Choice* for an unparalleled service, prosperity, and overall quality of life.

Sincerely,



Nicole Guillet
County Manager

GENERAL FUND ADJUSTMENT SUMMARY

The proposed FY 2016/17 General Fund budget is balanced without the use of reserves. The current budget process began with a \$1.5M budget deficit. \$8.9M in revenues were added and \$2M of CRA payments was reduced, leaving \$9.5M available.

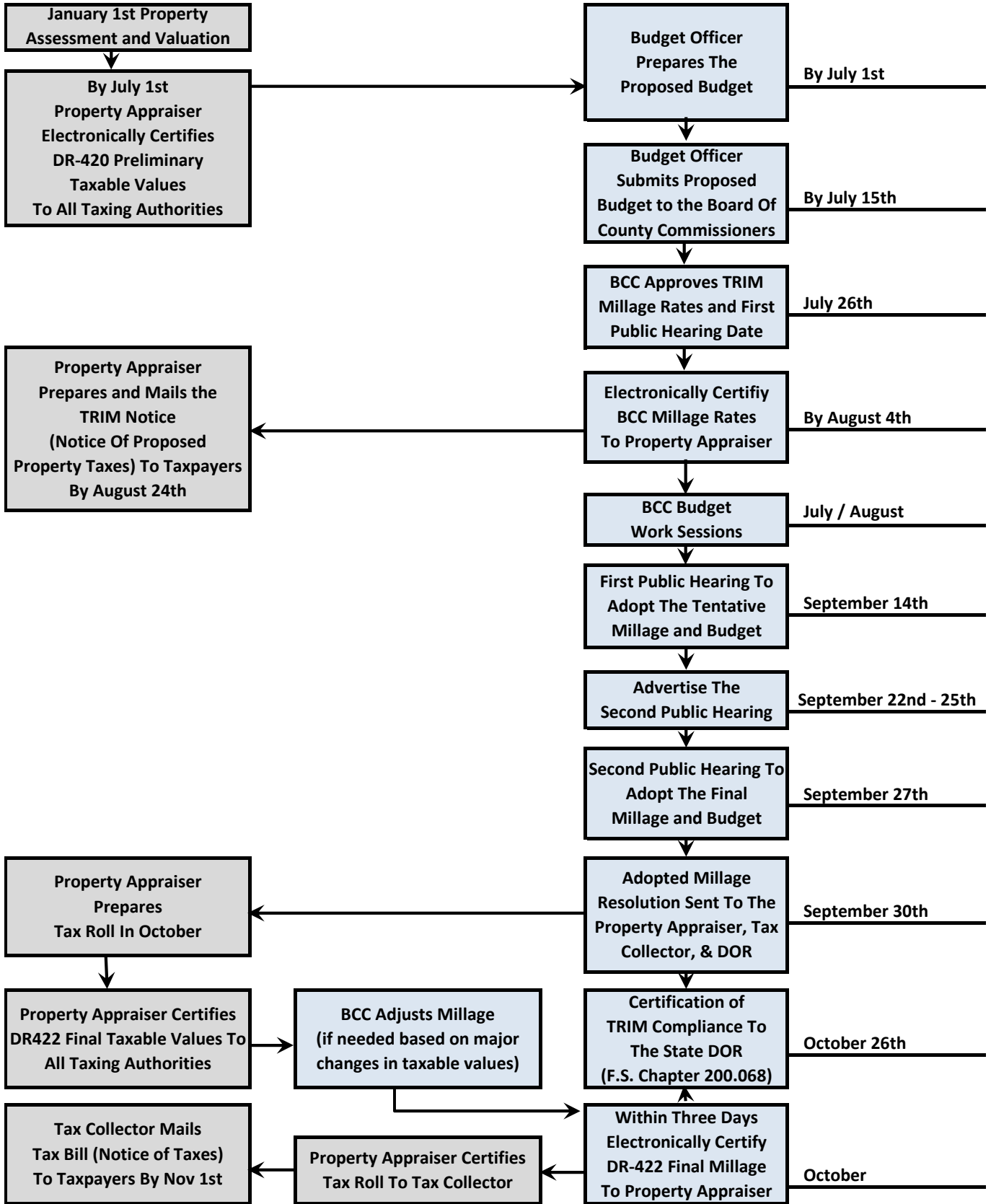
Non-BCC programs increased \$5.5M leaving the Board with \$4M under their discretion.

The report below provides more detail for all of the General Fund budget adjustments.

STRUCTURAL ANALYSIS

	VARIANCE			
FY16 ADOPTED DEFICIT			1,467,507	
FY17 ADDITIONAL REVENUES			(8,439,400)	
ACTIVE PARK REVENUES			(493,462)	
FY17 CRA REDUCTION			(2,013,200)	
			(9,478,555)	
NON BCC INCREASES				
	FY16 ADOPTED	FY17 REQUEST	VARIANCE	%
CLERK OF THE COURT	2,822,300	3,425,579	603,279	21.4%
SHERIFF TRANSFER	107,583,000	111,791,000	4,208,000	3.9%
SHERIFF - JAIL MAINTENANCE (COUNTY)	415,000	600,000	185,000	44.6%
PROPERTY APPRAISER	4,884,109	5,103,894	219,785	4.5%
SUPERVISOR OF ELECTIONS	2,823,883	2,559,884	(263,999)	-9.3%
TAX COLLECTOR	6,690,000	6,991,050	301,050	4.5%
LYNX (GF TRANSFER ONLY)	4,332,476	4,587,071	254,595	5.9%
NON BCC INCREASES SUBTOTAL	129,550,768	135,058,478	5,507,710	4.25%
BCC PROGRAM INCREASES				
	FY16 ADOPTED	FY17 REQUEST	VARIANCE	
CAPITAL EXPENDITURES (INCLUDES FLEET, FACILITIES AND TECH FUNDS)	2,697,058	3,798,549	1,101,491	
OPERATING EXPENDITURES	28,982,675	29,742,844	540,907	
PERSONAL SERVICES ADJUSTMENT (6 NEW FTE'S, EXCLUDES LAPSE)			1,394,951	
JGI / QTI			472,325	
NEW SOLDIERS CREEK POSITIONS (7 FTE'S FOR 8 MONTHS)			238,767	
ACTIVE PARK OPERATING INCREASES			219,262	
OTHER NET ADJUSTMENTS (INTERNAL CHARGES AND LAPSE)			(12,812)	
BCC PROGRAM INCREASES SUBTOTAL			3,954,891	
FY17 CURRENT SURPLUS			(15,954)	

FY 2016/17 BUDGET CALENDAR



Note: DR 420 - Preliminary Certification of Taxable Values
 DR 422 - Final Certification of Taxable Values (prior to extending tax roll)

BUDGETARY BASIS AND ASSUMPTIONS

BUDGETARY BASIS/ASSUMPTIONS

The revenue and expenditure budget was prepared based on historical trends, legislative actions and available economic data. The budget meets federal and state requirements and implements Seminole County's policies and practices.

The Fiscal Year 2016/17 budget development assumptions are as follows:

Revenues:

- ✓ Maintain current operating millage rates for all Board of County Commissioner taxing districts:

Countywide - 4.8751 mills

Fire/Rescue Municipal Service Taxing Unit (MSTU) - 2.3299 mills

Unincorporated Road District MSTU - 0.1107 mills.

The General countywide millage rate of 4.8751 mills will generate \$7.0M in added property tax revenue due to an increase of 5.7% in countywide taxable property values.

The County/Municipal Fire District MSTU property tax rate of 2.3299 mills will generate \$2.4M in added property tax revenue due to a 5.8% increase in taxable property values.

The Unincorporated Road District MSTU tax rate of 0.1107 mills will generate an additional \$83K for local road projects due to an increase of 5.8% in taxable value for unincorporated Seminole County.

Countywide property values grew by 5.73% in 2016, with 4.47% attributed to growth in existing property values and 1.26% in new construction. Inclusive of the Countywide General Fund, County/Municipal Fire District and Unincorporated Road District millage, FY 2016/17 *ad valorem* revenue has increased \$9.5 million over FY 2015/16 adopted revenue.

- ✓ *Ad valorem* revenue estimates are budgeted and historically collected at 96% of the total property taxes levied by the Board of County Commissioners. The 4% property taxes levied that are not collected is due to discount incentives authorized by Florida Statutes for the early payment of property taxes prior to March 1st each year and other tax roll adjustments inclusive of Value Adjustment Board decisions made subsequent to the adopted budget.
- ✓ One-cent sales tax, half-cent sales tax, county revenue sharing, gas taxes and other locally levied taxes are projected based on current economic trends, historical receipts, legislative actions, and state estimates.
- ✓ The Seminole County Board of County Commissioners accounts for its deposits and investments in a pooled cash and investment account. Record low interest rates experienced over several years has greatly impacted interest revenue. FY 2016/17 investment income is not anticipated to yield significant change from FY 2015/16. The current return on investments is averaging less than 0.5% annually.
- ✓ As approved by the Board of County Commissioners, water and sewer revenues are based on approved rate increases effective October 1, 2016, to support debt funding requirements, and to protect our existing debt and credit ratings.

BUDGETARY BASIS AND ASSUMPTIONS

Expenditures:

✓ Personal Services

- The General Fund and Fire Fund compensation is budgeted at less than 100% of the cost of a fully staffed workforce. The reduction is based upon a fund analysis of historical lapsed personal service costs due to vacancies and changes in salary levels when refilling existing positions. In general, the County has experienced approximately a 3% vacancy rate in personal service costs, except in the Fire Fund, which has experienced an average of 2%.
- Retirement contribution rates are budgeted as established by state legislature effective July 1, 2016. The rate changes are as follows: 3.6% increase for Regular Class, 0.5% increase for Elected Officials, 2.4% increase for Special Risk, 1.6% increase for Senior Management, and 0.9% increase for DROP.

The rates effective July 1, 2016 by class are as follows:

	<u>Employer</u>	<u>Employee</u>
▪ Regular	7.52%	3%
▪ Elected Officials	42.47%	3%
▪ Special Risk	22.57%	3%
▪ Senior Management	21.77%	3%
▪ DROP	12.99%	0%

- FICA (Social Security) contributions are budgeted at the federal rate of 7.65%
- Health benefits are self-insured by the County. Rates are established annually based on experience of the program and funds available in the Health Insurance Fund. Insurance premiums budgeted to be paid by the employer effective 1/1/2017, may be found in the Personal Services section of this document. Rates are expected to increase by approximately 3%.
- Workers compensation benefits are self-insured by the County for all employees except the Sheriff's Office. Rates by position class code are established annually based on the experience of the program, funds available in the Workers' Compensation Fund, and actuarial determined reserves to be retained. The total premium to be charged by the Workers' Compensation Fund is charged to individual cost centers, spreading the cost across applicable funding sources countywide. The rates used for budgeting are approximately 60% of the state's rates for all classifications except Firefighter (which is 108%). A detailed chart of the rates may be found in the Personal Services section of this document.

✓ Operating Expenses:

- Departments developed base operating budgets consistent with current service levels, an examination of previous years' expenditures, and an assessment of operational options.
- Departments were requested to maintain service levels without increasing operating budgets.
- Requests for additional resources deemed critical to operations were considered on an individual basis.

BUDGETARY BASIS AND ASSUMPTIONS

✓ Operating Cost Allocation:

- Full costing concepts were employed to a significant extent in the budget to allocate/appropriate centralized support service expenditures of the County to the programs utilizing the services; spreading the costs across funding sources countywide based on use.
- Fleet, Facilities, and Technology Renewal and Replacement requests are reviewed and prioritized annually based on a BCC approved 5-Year plan and funding availability. Transfers to these funds are being made to cover only FY 2016/17 budget requests.

✓ Constitutional Officers Budgets:

- Budgets for Constitutional Officers were submitted in accordance with Florida Statutes by the individual officers and incorporated into the budget for consideration by the Board, except for the Tax Collector's Office whose budget is based on property tax revenue.

✓ Property/Liability Insurance:

- The County is self-insured up to certain thresholds for property losses and liability claims. Rates are established annually based on total insured value of property and historical liability claims experience. The total premium charged by the Property/Liability Fund is spread across the following funds:

General Fund	45%	Water & Sewer	16%
Transportation	16%	Solid Waste	7%
Fire	15%	Other	1%

✓ Capital Equipment:

- Departments provided justification for all capital equipment needs such as fleet and specialized equipment purchases. Practical needs are first met with available current inventory before replacement through purchase.

✓ Capital Improvements and Carryforward:

- Capital infrastructure needs were prioritized and presented with detailed descriptions, justification, cost estimates, and identifiable funding. Submission of needs is made in the form of a five-year plan that includes the current year's budget, four years out and future needs. Available project balances from the current year will be carried forward after September 30, 2016.

✓ Grant Funding and Equipment Carryforward:

- Operating grant funding included in the current year with unexpended balances as of September 30th can be carried forward as part of the final adopted budget based on the terms of the agreements and estimated unspent budget.
- Funding for specific equipment items included in the current year budget which are not anticipated to be purchased or received by September 30th will be brought forward and reestablished in the following year as an amendment to the budget posted in December.

In all cases, the inclusion of carryforward funds will not affect ending reserves.

BUDGETARY BASIS AND ASSUMPTIONS

Reserves:

- It is essential that the county maintain adequate levels of reserves across all funds as a protection to taxpayers to mitigate current and future risks (revenue shortfalls and unanticipated expenditures). Fund balance levels are also a crucial consideration in long-term financial planning. Focus is placed on maintaining Reserves at a fiscally prudent level (20% of expenditures for General Fund for credit rating maintenance) while providing services at a reasonable cost.

FUND STRUCTURE SUMMARY

FY 2016/17 Total Budget \$741,710,764

Governmental Funds:

GENERAL FUNDS	\$ 261,851,208
00100 GENERAL FUND	256,501,901
00108 FACILITIES MAINTENANCE FUND	862,808
00109 FLEET REPLACEMENT FUND	1,051,419
00111 TECHNOLOGY REPLACEMENT FUND	952,803
13100 ECONOMIC DEVELOPMENT	2,482,277

Restricted Funds:

SPECIAL REVENUE FUNDS	\$ 133,244,671
00101 POLICE EDUCATION FUND	200,000
* 00103 NATURAL LAND ENDOWMENT FUND	817,548
* 00104 BOATING IMPROVEMENT FUND	408,282
00110 ADULT DRUG COURT GRANT FUND	58,689
10400 BUILDING PROGRAM	6,179,688
11000 TOURIST DEVELOPMENT FUND	3,415,779
11001 PROFESS SPORTS FRANCHISE TAX	2,755,471
11200 FIRE PROTECTION FUND	69,551,025
11207 FIRE PROTECT FUND-CASSELBERRY	4,356,074
11400 COURT SUPP TECH FEE (ARTV)	1,314,208
11901 COMMUNITY DEVELOPMEN BLK GRANT	-
11902 HOME PROGRAM GRANT	-
11904 EMERGENCY SHELTER GRANTS	-
11905 COMMUNITY SVC BLOCK GRANT	54,844
11908 DISASTER PREPAREDNESS	31,660
11909 MOSQUITO CONTROL GRANT	32,468
11912 PUBLIC SAFETY GRANTS (STATE)	-
11919 COMMUNITY SVC GRANTS	61,875
11920 NEIGHBOR STABIL PROGRAM GRANT	64,727
11925 DCF REINVESTMENT GRANT FUND	-
11926 CITY OF SANFORD CDBG	65,927
12015 SHIP AFFORDABLE HOUSING 14/15	27,638
12016 SHIP AFFORDABLE HOUSING 15/16	-
* 12200 ARBOR VIOLATION TRUST FUND	148,281
* 12300 ALCOHOL/DRUG ABUSE FUND	148,169
12302 TEEN COURT	237,776
12500 EMERGENCY 911 FUND	5,031,843
12801 FIRE/RESCUE-IMPACT FEE	3,369,917
12804 LIBRARY-IMPACT FEE	100,318
12805 DRAINAGE-IMPACT FEE	-
13300 17/92 REDEVELOPMENT TI FUND	9,966,340
15000 STREET LIGHTING DIST FUND	3,091,500
15100 SOLID WASTE MSBU FUND	18,465,000
160XX MUNICIPAL SVS BENEFIT UNIT FUNDS	3,223,193
60302 PUBLIC SAFETY	-
60303 LIBRARIES-DESIGNATED	24,000
60304 ANIMAL CONTROL	20,000
60305 HISTORICAL COMMISSION	22,431

Restricted Funds (cont'd):

TRANSPORTATION FUNDS	\$ 86,122,062
10101 TRANSPORTATION TRUST FUND	18,586,177
10102 NINTH-CENT FUEL TAX FUND	6,777,071
11500 INFRASTRUCTURE TAX FUND	21,836,638
11541 INFRASTRUCTURE-COUNTY COMM	5,170,000
11560 2014 INFRASTRUCTURE SALES TAX	46,031,406
12601 ARTERIAL-IMPACT FEE	(10,169,934)
12602 NORTH COLLECTOR-IMPACT FEE	64,176
12603 WEST COLLECTOR-IMPACT FEE	(325,508)
12604 EAST COLLECTOR-IMPACT FEE	100,000
12605 SOUTH CENTRAL-IMPACT FEE	(1,947,964)

DEBT SERVICE FUNDS:	\$ 9,908,927
21200 GENERAL REVENUE DEBT	1,539,446
21235 GENERAL REVENUE DEBT - 2014	1,640,600
21300 COUNTY SHARED REVENUE DEBT	1,741,606
22500 SALES TAX BONDS	4,987,275

CAPITAL FUNDS	\$ 2,192,003
30600 INFRASTRUCTURE IMP OP FUND	150,000
30700 SPORTS COMPLEX/SOLDIERS CREEK	68,377
32100 NATURAL LANDS/TRAILS	1,973,626

Proprietary Funds:

ENTERPRISE FUNDS	\$ 208,828,336
WATER AND SEWER FUNDS	
40100 WATER AND SEWER FUND	88,924,740
40102 CONNECTION FEES-WATER	774,305
40103 CONNECTION FEES-SEWER	1,826,813
40105 WATER & SEWER BONDS, SERIES	8,538
40106 2010 BOND SERIES	2,540
40107 WATER & SEWER DEBT SERVICE RES	18,118,726
40108 WATER & SEWER CAPITAL IMP	41,212,623
SOLID WASTE FUNDS	
40201 SOLID WASTE FUND	38,523,142
40204 LANDFILL MANAGEMENT ESCROW	19,436,909
SELF INSURANCE FUNDS	\$ 39,563,557
50100 PROPERTY/CASUALTY INSURANCE	7,812,634
50200 WORKERS COMPENSATION FUND	7,208,889
50300 HEALTH INSURANCE FUND	24,542,035

* Funds combined in the General Fund in the FY14/15 CAFR

FUND STRUCTURE

Overview

In accordance with Generally Accepted Accounting Principles (GAAP) and to provide proper accountability for the different types of financial resources, “funds” are established. Each fund is a separate accounting entity with its own resources, liabilities, and residual balance. Some funds are consolidated for budget adoption and presentation. Funds with similar objectives, activities and legal restrictions are, for reporting purposes, placed in one of two groups: Governmental Funds and Proprietary Funds.

Governmental Funds: Governmental Funds account for general governmental activities which are largely supported by taxes and fees. They are accounted for on a “modified accrual basis” or current financial resources basis.

Governmental Funds include the following fund types:

- a. **The General Fund** accounts for all resources not reported in other funds. Most countywide activities are accounted for in this fund.
- b. **Special Revenue Funds** account for resources received from special sources which are dedicated or restricted specific uses.
- c. **Debt Service Funds** account for the accumulation of resources for, and the payment of, interest, principal and other debt-related costs.
- d. **Capital Projects Funds** account for the accumulation and use of resources for the acquisition of land, major buildings and for infrastructure improvements where a specific project is designated or required.
- e. **Trust and Agency Funds** are used to account for assets held by the County in a trustee capacity or as an agent for individuals, private organizations, other governments, and/or other funds. These funds are custodial in nature and do not involve measurement of results of operations.

Proprietary Funds: Proprietary Funds account for those external and internal business-type activities that are provided on a basis consistent with private enterprise. They are accounted for on a “full accrual” basis.

Proprietary Funds include the following two fund types:

- a. **Enterprise Funds** account for activities such as water and solid waste disposal services that are similar to those provided by private enterprise and whose costs are paid from user charges or from revenue sources other than general governmental revenue.
- b. **Internal Service Funds** account for certain internal services provided to various Departments. Seminole County uses Internal Service Funds to record all types of insurance utilized by the County, including the self-insurance programs for workers’ compensation, general and property liability, as well as employee group health and life insurance. These costs are allocated to individual departments, divisions, and programs on a rational basis.

FUND STRUCTURE

Basis of Accounting. Generally Accepted Accounting Principles (“GAAP”) requires that local governments, such as Seminole County, base their financial statements on two different bases of accounting. Entity wide statements and statements of proprietary funds are to be reported based upon the full accrual basis of accounting. Individual governmental funds are to be reported based upon the modified accrual basis of accounting.

The primary difference between the full and modified accrual basis of accounting is the focus of measurement. In full accrual accounting, the focus of measurement is on **total** economic resources. In modified accrual accounting, the focus of measurement is on **current** economic resources. In full accrual accounting, long term assets and liabilities are included as part of the measurement. In modified accrual, only those items are recognized that will be reflected in near-term inflows or outflows of cash. (Generally, commercial or “for profit” entities use full accrual accounting in order to best reflect the results of operations and financial position of an entity.)

Despite the difference in the basis of accounting used in financial reporting between governmental and proprietary funds, budgeting is generally based upon modified accrual principles. Allowances for depreciation (a full accrual concept), amortization (a full accrual concept), and other non-cash related transactions are generally not included in the Budget. By excluding most non-cash related transactions which generally relate to transactions reported in different fiscal periods, the budget can be used as a current control and policy mechanism. The primary exception to this focus is that the budget also includes various allocation mechanisms for common costs whose primary purpose is to better reflect the total current costs of various Programs and Departments, rather than merely the current direct costs.

Funds in Each Group

The following funds are included in the adopted FY 2015/16 budget. Other funding for additional funds may be added during FY 2015/16 either as a carryforward of available funds from FY 2014/15 or through action of the Board of County Commissioners.

GOVERNMENTAL FUNDS

GENERAL FUNDS:

General Fund – 00100

Account for all financial resources except those required to be accounted for in another fund.

Facilities Planned Work Fund – 00108

Account for the planning, funding and tracking of Countywide Facilities projects. This fund excludes routine, reactive maintenance, which is funded through the Facilities Program Operating budget. The Facilities Program is responsible for reviewing project requests from the Department and developing a comprehensive 5 year funding plan. The budgetary approval process for utilizing this fund begins with the submission of a Department budget request to Facilities for review and recommendation, and concludes with the review and approval/disapproval of the County Manager’s Office.

FUND STRUCTURE

Fleet Replacement Fund – 00109

Account for the planning, funding and tracking of Countywide Fleet funding. This fund excludes fleet that is owned by other funds such as Fire, Building, Grants, Enterprise Funds, and Self Insurance Funds.

The Fleet Program is responsible for reviewing requests from the Department and developing a comprehensive 5 year funding plan. The budgetary approval process for utilizing this fund begins with the submission of a Department budget request to Fleet for review and recommendation, and concludes with the review and approval/disapproval of the County Manager's Office.

Technology Replacement Fund – 00111

Account for the planning, funding and tracking of costs related to technology, primarily replacing computers and infrastructure equipment. The Information Services department is responsible for developing a comprehensive 5 year replacement plan for countywide computers, networking and infrastructure equipment and identifying the budgets required to fund the current year needs. The budgetary approval process for utilizing this fund begins with the submission of a Department budget request to the Information Services Department for review and recommendation, and concludes with the review and approval/disapproval of the County Manager's Office.

BCC Projects Fund – 00112

Account for the receipt and disbursement of funds for General Fund supported capital projects.

Economic Development Fund – 13100

Account for the receipt and disbursement of funds for the County's Economic Development Program to generate employment, businesses and other economic activities.

RESTRICTED FUNDS:

Police Education Fund – 00101

Account for receipt and disbursement of funds collected from civil traffic infractions for criminal justice education and training.

Donations Funds – 00103 & 603XX

Account for receipt and disbursement of contributions from the general public for a specific purpose.

County Grant Funds – 00110 & 119XX & 120XX

Account for receipt and disbursement of monies relating to Grant Programs, inclusive of State and Federal Grants with reporting requirements. These funds exclude grants for proprietary operations.

County Transportation Trust Fund – 101XX

Account for the construction and maintenance of County roads. Activities include road maintenance, traffic control, right-of-way acquisition and construction of new roadways. Funding is from local ad valorem property taxes and gas taxes collected and distributed by the State of Florida. Included sub-funds are the Transportation Trust Fund and the Transportation – Ninth Cent Fund. The latter is dedicated to Mass Transit.

FUND STRUCTURE

Building Program Fund - 10400

Account for receipt and disbursement of Fees, building permits and other related inspection fees paid by customers. Funds are used to provide services for the enforcement of the Florida Building Code per Section 553.80, Florida Statutes.

Tourist Development Funds – 110XX

Account for receipt and disbursement of Tourist Development Taxes on transient rentals per Section 125.0104, Florida Statutes.

Fire Protection Fund – 11200

Account for receipt and disbursements relating to the provision of fire protection and emergency rescue to the unincorporated areas of the county, Winter Springs and Altamonte Springs. Primary funding is ad valorem property taxes.

Renewal and Replacement – Fire Protection – 11201

Account for the receipt, accumulation, and disbursement of funds dedicated to replacing County owned rolling stock funded through transfers from the Fire Protection Fund.

Court Support Technology Fund – 11400

Account for receipt and disbursement of recording fees provided for by Section 28.24(12)(e)(1), Florida Statutes. Funds are used to support the circuit and county courts, Public Defender's Office, State Attorney's Office, and the Clerk of Courts Office with court-related technology costs.

Arbor Violation Trust Fund – 12200

Account for receipt, accumulation, and disbursement of funds used for the planting of trees in the County and in administrative costs incurred in enforcing the arbor violation penalties in the Seminole County Land Development Code.

Alcohol Drug Abuse Fund – 12300

Account for the levy of certain penalty assessments provided for by Section 893.13(4), Florida Statutes. Funds are used for meritorious and observing drug abuse treatment or educational programs.

Teen Court Fund – 12302

Account for the levy of mandatory court costs authorized by Section 738.19, Florida Statutes for operational and administrative support for Teen Court

Enhanced 911 Fund - 12500

Account for receipt, accumulation, and disbursement of funds used for creation and maintenance of the County's emergency communication infrastructure (911) system.

MSBU Street Lighting Fund – 15000

Account for special districts created for the safety of citizens in unincorporated areas of the County and may be established by referendum and by resolution pursuant to a petition by a proper percentage of property owners in the districts, or by ordinance. Assessments are on a front footage or lot basis.

FUND STRUCTURE

MSBU Solid Waste Fund – 15100

Established to account for the special per-parcel assessments levied by the Board exclusively on the properties within the unincorporated area of the county. Assessments are collected by the Tax Collector and provide for solid waste services in the County.

Municipal Services Benefit Units Funds – 160XX

The Municipal Services Benefit Unit (MSBU) funds were created pursuant to the provisions of Section 125, Florida Statutes, to account for the cost of providing infrastructure improvements or municipal services for citizens within unincorporated Seminole County. Revenues are generated through non-ad valorem assessments levied upon properties located within the benefit unit.

DEBT SERVICE FUNDS:

General Revenue Debt, 2012 – 21200

The \$20,125,000 Capital Improvement Revenue Bonds, Series 2010 were issued to refund the Sales Tax Revenue Refunding Bonds, Series 1998, and are payable through a pledge of general (non-ad valorem) revenues.

General Revenue Debt, 2014- Sports Complex/Soldier's Creek – 21235

The \$28,000,000 Special Obligation Bonds, Series 2014 were issued for the construction and equipping of a Sports Complex and to provide funding for capital improvements to Soldier's Creek Park. Bond issue is payable through a pledge of general (non-ad valorem) revenues.

County Shared Revenue Debt– 21300

The \$22,000,000 Capital Revenue Improvement Revenue Bonds, Series 2012, were issued to provide financing for the Public Safety Communications P25 Radio System Upgrade and Tower Rebuild projects. Funding for repayment of these bonds is provided by County Shared Revenues.

Sales Tax Revenue Bonds 2001 – 22500

The \$35,365,000 Sales Tax Revenue Bonds, Series 2005A were issued for the purpose of financing all or a portion of the renovation and expansion of the County's John E. Polk Correctional Facility. The \$39,700,000 Sales Tax Revenue Refunding Bonds, Series 2005B were issued to advance refund the Series 2001 Bonds maturing in the years 2012 through 2031. The \$47,975,000 Sales Tax Revenue Bonds, Series 2001 were issued to finance a portion of the cost of design, acquisition and construction of the courthouse expansion and renovation project.

CAPITAL FUNDS:

Boating Improvement Fund – 00104

Account for receipt and disbursement of registration fees from recreational vessels to improve County waterways.

FUND STRUCTURE

Infrastructure Sales Tax Fund – 115XX

Account for the receipt and disbursement of a voter approved referendum one-cent sales tax in 1991, 2001, and 2014 for a period of ten years. Proceeds are used to fund transportation capital improvements.

Transportation Impact Fee Funds – 126XX

Account for receipt and disbursement of funds derived from fees paid by developers as outlined in the Seminole County Road Impact Fee Ordinance. Use of funds is restricted to capital facilities that are attributable to new growth. Sub-funds include Arterial Impact Fee, North Collector Impact Fee, West Collector Impact Fee, East Collector Impact Fee and South Central Impact Fee.

Development Impact Fee Funds – 128XX

Account for impact fees levied by the Board and collected pursuant to Seminole County Ordinance. Amounts collected are deposited into these funds. The revenues generated are to be used for capital improvements for fire protection and libraries. Sub-funds include the Fire/Rescue Impact Fee, and Library Impact Fee.

17-92 Redevelopment Fund – 13300

Account for the receipt and disbursement of tax increment income received for the 17-92 highway improvement and redevelopment agency.

Capital Improvement Revenue Bonds, Series 2012 (P25 System) – 30600

Account for proceeds of County 2012 shared revenue bonds to upgrade the Public Safety Communications P25 Radio System and rebuild Communications Towers.

Sports Complex/Soldier's Creek Project Fund – 30700

Account for proceeds of County 2014 general revenue bonds to construct a Sports Complex and provide capital improvements to Soldier's Creek Park.

Natural Lands/Trails Capital Project Fund – 32100

Account for proceeds of general obligation bonds to acquire, preserve, and restore environmentally sensitive lands within Seminole County.

Courthouse Projects Fund – 32200

Account for proceeds of Sales Tax Revenue Bonds for courthouse construction/capital improvements.

PROPRIETARY FUNDS

ENTERPRISE FUNDS:

Water and Sewer Funds – 401XX

Account for the provision of water and sewer services to residents of the unincorporated areas of the County as well as portions of three municipalities: the City of Longwood, the City of Lake Mary and the City of Oviedo. Related activities include, but are not limited to, administration, operation, maintenance, financing and related debt service, and billing and collection.

FUND STRUCTURE

Solid Waste Funds – 402XX

Account for the provision of solid waste disposal services to the general public on a user-charge basis. Related activities include, but not limited to, administration, operation, maintenance, financing and related debt service.

INTERNAL SERVICE FUNDS:

Property/Liability Insurance Fund – 50100

Account for insurance utilized by the County, including self-insurance, for general and property liability insurance. Reimbursements for these costs are allocated countywide.

Worker's Compensation Fund – 50200

Account for all types of insurance utilized by the County, including self-insurance, for workers' compensation. Reimbursements for these costs are allocated countywide.

Health Insurance Fund – 50300

Account for insurance utilized by the County, including self-insurance, for employee group health and life insurance. Reimbursements for these costs are allocated countywide.

COUNTYWIDE BUDGET SUMMARY

	FY 2015/16 ADOPTED	FY 2016/17 WORKSESSION	VARIANCE
PROPERTY TAX RATES (IN MILLS)			
COUNTYWIDE	4.8751	4.8751	0.0000
UNINCORPORATED ROADS MSTU	0.1107	0.1107	0.0000
FIRE MSTU	2.3299	2.3299	0.0000
TOTAL	7.3157	7.3157	0.0000
VALUE OF ONE MILL (IN MILLIONS) @ 96%			
COUNTYWIDE	26.040	27.475	1.435
UNINCORPORATED ROADS MSTU	13.452	14.200	0.748
FIRE MSTU	18.830	19.873	1.043
REVENUE/SOURCE SUMMARY			
TAXES AD VALOREM	172,549,562	182,050,898	9,501,336
TAXES - OTHER	65,749,200	68,342,166	2,592,966
PERMITS FEES & SPECIAL ASSMTS	22,092,015	22,789,135	697,120
GRANTS (FEDERAL/STATE/LOCAL)	8,783,277	4,577,418	(4,205,859)
SHARED REVENUES	44,747,830	43,570,138	(1,177,692)
CHARGES FOR SERVICES	114,437,126	119,100,654	4,663,528
JUDGEMENTS FINES & FORFEITS	1,123,000	1,143,000	20,000
MISCELLANEOUS REVENUE	6,262,875	5,716,692	(546,183)
CONSTITUTIONAL EXCESS FEES	4,950,000	5,365,000	415,000
SUBTOTAL - REVENUES	440,694,884	452,655,101	11,960,217
TRANSFERS IN	28,749,896	35,861,072	7,111,176
FUND BALANCE	238,906,270	253,194,592	14,288,322
TOTAL	708,351,050	741,710,765	33,359,715
EXPENDITURE/USE SUMMARY			
PERSONNEL SERVICES*	107,501,856	112,646,473	5,144,617
OPERATING EXPENDITURES	104,635,060	108,644,163	4,009,103
INTERNAL SERVICE CHARGES	34,900,264	36,451,329	1,551,065
COST ALLOCATION (CONTRA)*	(31,348,235)	(33,496,741)	(2,148,506)
CAPITAL OUTLAY	56,592,808	80,528,502	23,935,694
DEBT SERVICE	27,859,206	27,852,118	(7,088)
GRANTS & AIDS	36,982,549	18,203,688	(18,778,861)
TRANSFERS TO CONSTITUTIONALS	125,542,409	130,643,784	5,101,375
SUB-TOTAL EXPENDITURES	462,665,917	481,473,316	18,807,399
TRANSFERS OUT	28,749,896	35,861,072	7,111,176
RESERVES	216,935,237	224,376,377	7,441,141
TOTAL	708,351,050	741,710,765	33,359,715

*ACCOUNTING ADJUSTMENT TO MOVE \$2.9M CONTRA FROM PERSONAL SVCS TO COST ALLOCATION (CONTRA) IN FY17. THIS REPORT HAS BEEN MODIFIED TO REFLECT THE CHANGE IN FY16.

BUDGET SUMMARY BY FUND / FUNCTION

	GENERAL	TRANSPORTATION	FIRE DISTRICT	SPECIAL REVENUE	DEBT SERVICE	CAPITAL	ENTERPRISE	INTERNAL SERVICE	TOTAL PROPOSED
BUDGETED REVENUES									
TAXES:									
AD VALOREM	(134,130,948)	(1,573,431)	(46,346,519)						(182,050,898)
TAXES - OTHER		(49,285,616)		(7,471,250)					(56,756,866)
UTILITY PUBLIC SERVICES TAX	(6,585,300)								(6,585,300)
COMMUNICATIONS SERVICE TAX	(6,800,000)								(6,800,000)
LOCAL BUSINESS TAX	(500,000)								(500,000)
PERMITS FEES & SPECIAL ASSMTS	(131,500)	(2,275,000)	(150,000)	(17,932,635)					(20,489,135)
INTERGOVERNMENTAL REVENUE	(36,589,256)	(5,395,000)	(120,000)	(4,749,295)			(1,294,005)		(48,147,556)
CHARGES FOR SERVICES	(12,998,846)	(1,309,522)	(7,960,746)	(2,057,250)			(70,391,903)	(24,382,387)	(119,100,654)
JUDGEMENTS FINES & FORFEITS	(1,135,000)			(8,000)					(1,143,000)
MISCELLANEOUS REVENUE	(1,925,400)	(52,000)	(131,000)	(217,660)			(3,085,632)	(305,000)	(5,716,692)
TOTAL ESTIMATED REVENUES	(200,796,250)	(59,890,569)	(54,708,265)	(32,436,090)	-	-	(74,771,540)	(24,687,387)	(447,290,101)
TRANSFERS IN	(3,060,915)	(4,587,071)		(37,750)	(9,908,927)	(150,000)	(18,116,409)		(35,861,072)
INTERGOVERNMENTAL TRANSFER	(5,300,000)		(50,000)	(15,000)					(5,365,000)
FUND BALANCE	(53,578,022)	(21,644,422)	(22,518,751)	(22,594,836)		(2,042,003)	(115,940,387)	(14,876,171)	(253,194,592)
TOTAL \$	(262,735,187)	(86,122,062)	(77,277,016)	(55,083,676)	(9,908,927)	(2,192,003)	(208,828,336)	(39,563,558)	(741,710,765)
APPROPRIATED EXPENDITURES									
GENERAL GOVERNMENT	28,923,091	552,197	745,651	3,435,979	1,640,600			24,233,085	59,530,603
PUBLIC SAFETY	126,604,944	3,539,600	64,391,020	2,113,991	3,281,052	150,000			200,080,607
PHYSICAL ENVIRONMENT	1,984,248	70,000		19,209,839			83,859,569		105,123,656
TRANSPORTATION	1,150,314	71,063,198							72,213,512
ECONOMIC ENVIRONMENT	5,365,510	2,541		2,788,955					8,157,005
HUMAN SERVICES	11,582,228			642,752					12,224,980
CULTURE/RECREATION	15,306,283			436,019		772,770			16,515,072
COURT ADMINISTRATION	3,308,752			1,046,698	4,987,275				9,342,725
TOTAL APPROPRIATED EXPENDITURES	194,225,370	75,227,536	65,136,672	29,674,233	9,908,927	922,770	83,859,569	24,233,085	483,188,161
TRANSFERS OUT	16,066,313			1,978,350			17,816,409		35,861,072
RESERVES	52,443,505	10,894,526	12,140,345	23,431,093		1,269,233	107,152,358	15,330,472	222,661,532
TOTAL \$	262,735,188	86,122,062	77,277,017	55,083,676	9,908,927	2,192,003	208,828,336	39,563,557	741,710,765

COUNTYWIDE MILLAGE SUMMARY

	ADOPTED MILLAGE RATES					WORKSESSION
	BY FISCAL YEAR					(*Proposed)
	<u>2011/12</u>	<u>2012/13</u>	<u>2013/14</u>	<u>2014/15</u>	<u>2015/16</u>	<u>2016/17</u>
COUNTYWIDE						
General Fund	4.8751	4.8751	4.8751	4.8751	4.8751	4.8751
SPECIAL DISTRICTS						
Unincorporated Road MSTU	0.1107	0.1107	0.1107	0.1107	0.1107	0.1107
Fire/Rescue MSTU	<u>2.3299</u>	<u>2.3299</u>	<u>2.3299</u>	<u>2.3299</u>	<u>2.3299</u>	<u>2.3299</u>
Total Special Districts	2.4406	2.4406	2.4406	2.4406	2.4406	2.4406
TOTAL BCC APPROVED	7.3157	7.3157	7.3157	7.3157	7.3157	7.3157

Voter Approved Millages

COUNTYWIDE						
Debt Services						
Natural Lands/Trails Voted Debt	0.1700	0.1700	N/A	N/A	N/A	N/A
TOTAL VOTER APPROVED	0.1700	0.1700	0.0000	0.0000	0.0000	0.0000

OTHER COUNTYWIDE TAXING AUTHORITIES

Seminole County						
School Board	7.7220	7.5530	7.3610	7.1970	7.1490	6.9030
School Board Voted Millage			1.0000	0.7000	0.7000	0.7000
Total School Board			8.3610	7.8970	7.8490	7.6030
St. Johns River Water Management District						
	<u>0.3313</u>	<u>0.3313</u>	<u>0.3283</u>	<u>0.3164</u>	<u>0.3023</u>	<u>0.2885</u>
TOTAL OTHER AGENCIES	8.0533	7.8843	8.6893	8.2134	8.1513	7.8915

Fiscal Year	<u>Countywide</u>	<u>Roads</u>	<u>Fire</u>	<u>Total BCC Approved</u>
2010/11	4.8751	0.1107	2.3299	7.3157
2009/10	4.9000	0.1107	2.3299	7.3406
2008/09	4.5153	0.1107	2.3299	6.9559
2007/08	4.3578	0.1068	2.3299	6.7945
2006/07	4.9989	0.1228	2.6334	7.7551
2005/06	4.9989	0.1228	2.6334	7.7551
2004/05	4.9989	0.1228	2.6334	7.7551
2003/04	4.9989	0.1228	2.6334	7.7551
2002/03	4.9989	0.1228	2.6334	7.7551
2001/02	4.9989	0.6591	2.0971	7.7551
2000/01	4.9989	0.6591	2.0971	7.7551
1999/00	4.9989	0.6591	2.0971	7.7551
1998/99	5.1579	0.6591	2.0971	7.9141
1997/98	5.1638	0.6591	2.0971	7.9200

FIVE YEAR GROSS TAXABLE VALUE COMPARISON

FY 2012/13		FY 2013/14		FY 2014/15		FY 2015/16		WORKSESSION *FY 2016/17	
AMOUNT	% OF Change	AMOUNT	% OF Change	AMOUNT	% OF Change	AMOUNT	% OF Change	AMOUNT	% OF Change

COUNTYWIDE:

Prior Year Gross Taxable Value	\$23,908,105,912		\$23,594,964,485		\$24,292,150,212		\$25,604,515,399		\$27,067,363,033	
Reappraisals	(\$453,210,804)	(1.90%)	\$505,134,825	2.14%	\$1,055,608,781	4.35%	\$1,206,091,228	4.71%	\$1,210,440,946	4.47%
Taxable Value without New Construction	\$23,454,895,108		\$24,100,099,310		\$25,347,758,993		\$26,810,606,627		\$28,277,803,979	
New Construction	140,069,377	0.59%	192,050,902	0.81%	256,756,406	1.06%	256,756,406	1.00%	341,469,687	1.26%
Gross Taxable Value	\$23,594,964,485	(1.31%)	\$24,292,150,212	2.95%	\$25,604,515,399	5.41%	\$27,067,363,033	5.71%	\$28,619,273,666	5.73%

UNINCORPORATED ROAD IMPROVEMENTS (MSTU)

Gross Taxable Value (Prior Year)	\$12,359,285,955		\$12,196,507,628		\$12,585,156,834		\$13,272,597,388		\$13,978,137,571	
Reappraisals	(\$235,624,274)	(1.91%)	\$310,369,245	2.54%	\$562,699,705	4.47%	\$580,799,334	4.38%	\$596,026,267	4.26%
Taxable Value without New Construction	\$12,123,661,681		\$12,506,876,873		\$13,147,856,539		\$13,853,396,722		\$14,574,163,838	
New Construction	72,845,947	0.59%	78,279,961	0.64%	124,740,849	0.99%	124,740,849	0.94%	217,420,543	1.56%
Gross Taxable Value	\$12,196,507,628	(1.32%)	\$12,585,156,834	3.18%	\$13,272,597,388	5.46%	\$13,978,137,571	5.32%	\$14,791,584,381	5.82%

FIRE RESCUE (MSTU)

Gross Taxable Value (Prior Year)	\$16,250,734,993		\$16,036,979,250		\$16,556,410,768		\$17,483,494,957		\$19,573,938,473	
Reappraisals	(\$290,521,276)	(1.79%)	\$412,149,941	2.57%	\$770,897,134	4.66%	\$786,594,470	4.50%	\$873,801,223	4.46%
Taxable Value without New Construction	\$15,960,213,717		\$16,449,129,191		\$17,327,307,902		\$18,270,089,427		\$20,447,739,696	
New Construction Casselberry Fire	76,765,533	0.47%	107,281,577	0.67%	156,187,055	0.94%	156,187,055 1,147,661,991	0.89% 6.57%	253,041,032	1.29%
Gross Taxable Value	\$16,036,979,250	(1.32%)	\$16,556,410,768	3.24%	\$17,483,494,957	5.60%	\$19,573,938,473	11.96%	\$20,700,780,728	5.75%

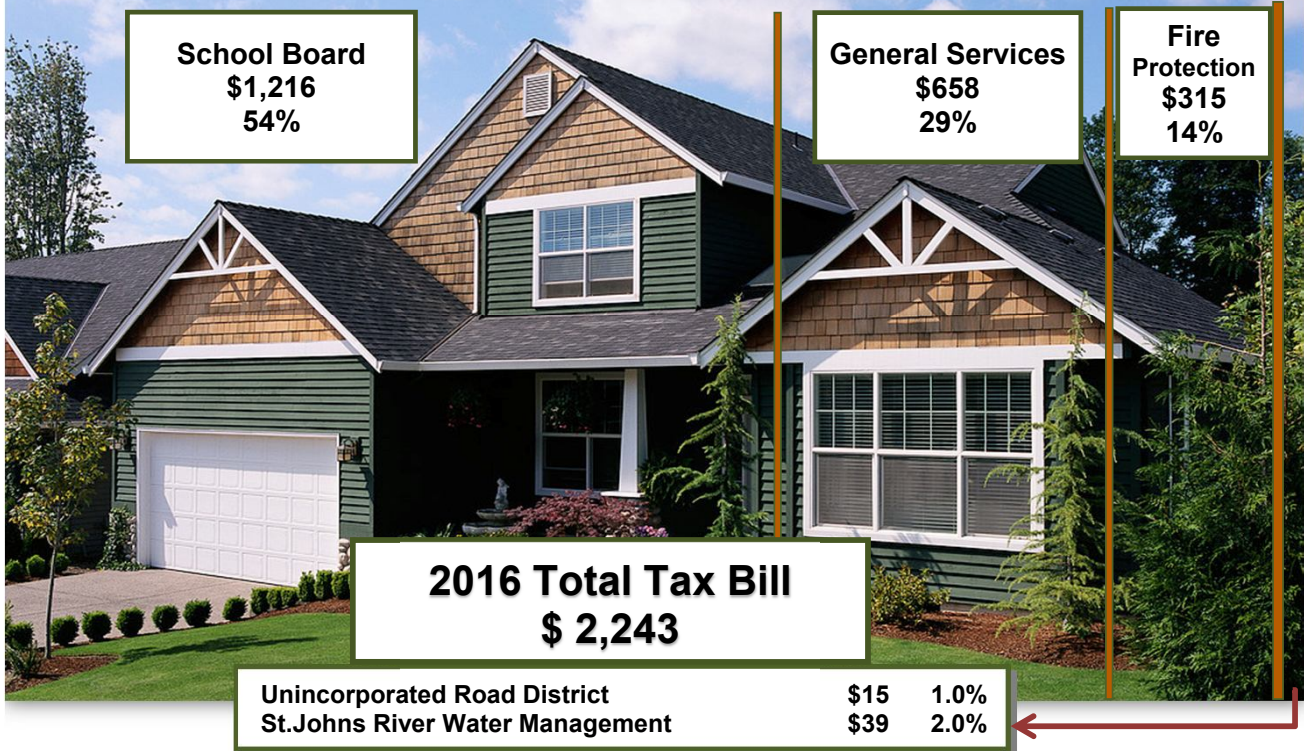
Excluding FY 2016/17, gross taxable values are from the Property Appraiser's 403V Final Revised Recapitulation of Ad Valorem Assessment Roll.

New construction is from the DR420 Certification of Taxable Values.

*FY 2016/17 valuations reflect the Property Appraiser's DR420 Preliminary Certification Of Taxable Values as of June 28, 2016.

UNINCORPORATED RESIDENTIAL HOME PROPERTY TAX CALCULATION

Single Family Residence With A 2015 Assessed Value of \$185,000
Receiving A \$50K Countywide and \$25K School Board Homestead Exemption



The 2016 property tax estimate is based on the average taxable value of a single family residence within Seminole County paying unincorporated property taxes for this tax roll. Florida law permits up to a 4% early payment discount incentive for property taxes paid between November and February. Payment of the estimated tax bill above in November versus the March 31st deadline would reduce the homeowners actual property taxes paid to \$2,153, a savings of \$90.

- School Board:** The School Board, as governing body of the taxing unit, is responsible for control, operation, organization, management and administration of public schools pursuant to standards prescribed by Florida Statutes and State Board of Education rules. Homeowners receive only \$25K in homestead exemption on School Board property taxes because schools are exempt from the Amendment 1 additional \$25K homestead exemption approved by Florida voters in 2008. In November 2012, Seminole County voters approved up to a 1 mill increase in their property taxes over a four year period (2013 - 2016 tax rolls) to preserve quality education in our schools.
- Seminole County Government:**

General Services: The Seminole County Board of County Commissioners determines the county-wide ad valorem taxes required for the provision of county-wide services such as law enforcement, court facilities, roads, drainage, libraries, parks and other general government responsibilities.

Roads: A Municipal Service Taxing Unit supporting transportation systems designated by the Board of County Commissioners as local feeder roads, local distributor roads and local access roads within the unincorporated area of Seminole County.

Fire Protection: A Municipal Service Taxing Unit providing for fire protection and prevention, and rescue/emergency medical services to all properties in unincorporated Seminole County, the City of Altamonte Springs, the City of Winter Springs, the City of Casselberry and territories that may be included by special mutual aid agreement.
- St. Johns River Water Management District:** Florida is divided into five independent water management taxing districts whose mission is to preserve and manage Florida's water resources. The SJRWMD manages groundwater and surface water resources in all or part of 18 counties in northeast and east-central Florida.

RESIDENTIAL HOME PROPERTY TAX COMPARISON



Millage Rates By Taxing Authority

Taxing District	Unincorporated Seminole County	Altamonte Springs	Casselberry	Lake Mary	Longwood	Oviedo	Sanford	Winter Springs
General Countywide	4.8751	4.8751	4.8751	4.8751	4.8751	4.8751	4.8751	4.8751
School District	6.9030	6.9030	6.9030	6.9030	6.9030	6.9030	6.9030	6.9030
School Board Voted Millage	0.7000	0.7000	0.7000	0.7000	0.7000	0.7000	0.7000	0.7000
St Johns River Water Management District	0.2885	0.2885	0.2885	0.2885	0.2885	0.2885	0.2885	0.2885
Total Countywide Millage	12.7666	12.7666	12.7666	12.7666	12.7666	12.7666	12.7666	12.7666
Unincorporated County - Road District	0.1107							
County/Municipal Fire District	2.3299	2.3299	2.3299					2.3299
City		3.1000	3.1201	3.5895	5.5000	5.0434	7.3250	2.4300
City Voted Debt						0.2386		0.1100
Total Municipal Services Millage	2.4406	5.4299	5.4500	3.5895	5.5000	5.2820	7.3250	4.8699
Total Millage Rate	15.2072	18.1965	18.2166	16.3561	18.2666	18.0486	20.0916	17.6365

Comparison is based on the FY 2016/17 proposed property tax rates by the County, School Board, and SJRWMD; and adopted FY 2015/16 municipal property tax rates for a single family home in Seminole County with an assessed value of \$180K. Final millage rates will be adopted by all taxing authorities in September.

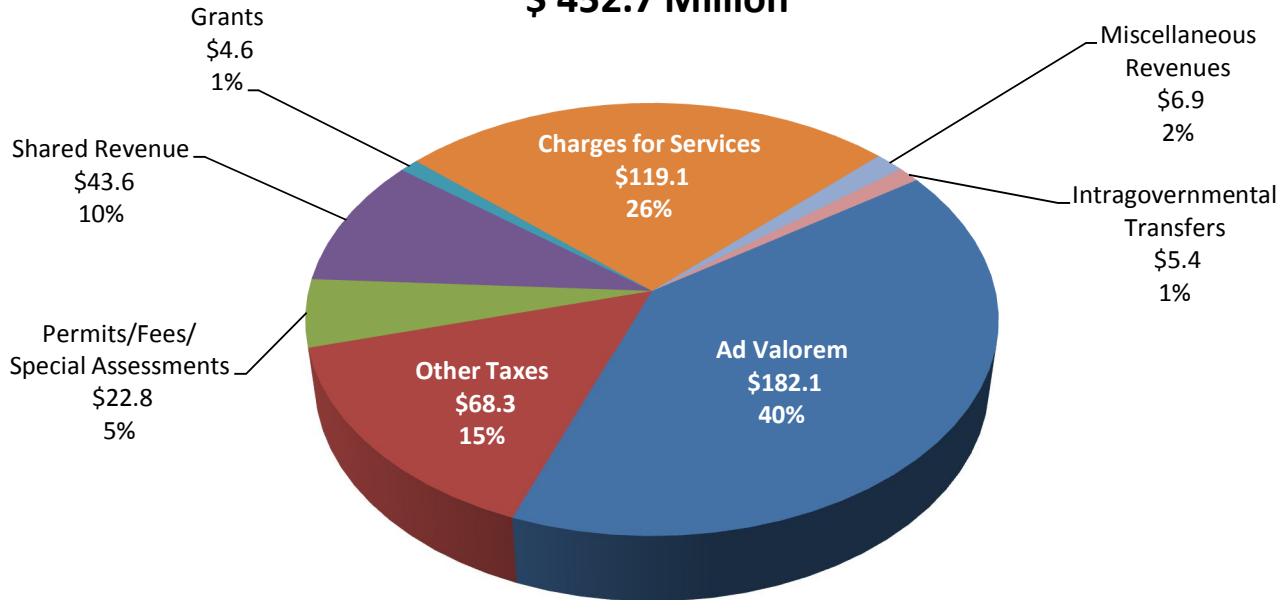
COUNTYWIDE BUDGETARY SOURCES OF FUNDS

The Countywide budget for Seminole County is funded by a variety of sources. This chart is intended to provide an overall view of the types of sources utilized for the annual budget, the funding amounts generated, and the percentages of the total budget reflected. Detailed descriptions of the types of sources represented are also included.

This chart reflects total revenues which include current year collections and recurring sources of funding. Beginning fund balance and transfers are excluded from this view.

FY 2016/17 Total Revenues

\$ 452.7 Million



Recurring sources of funding:

Ad Valorem – A tax levied on the assessed value (net of any exemptions) of real and personal property. This is referred to as “property tax”.

Other Taxes – Other tax revenues collected by the County, including gas taxes, utility taxes, tourist development taxes and other miscellaneous taxes.

Special Assessments / Fees – A special assessment is a compulsory levy imposed on certain properties to defray part or all of the cost of a specific improvement or service deemed to primarily benefit those properties. Fees are charges imposed by the County to pay the cost of providing a service or facility or regulating an activity. An impact fee is financial contributions imposed by the County on developers or builders to pay for capital improvements within the community which are necessary to service/accommodate the new development.

Shared Revenue - Revenues assessed and collected by government entities and shared with other government entities. The largest portion of State Shared Revenues is sales and gas taxes; locally shared revenues are Community Redevelopment Agency (CRA) contributions.

Grants - A contribution of assets (usually cash) by one governmental unit or other organization to the County for a specified purpose.

Charges for Services – These are charges for specific governmental and proprietary services provided to specific individuals/ entities and are internal to the County. These charges include water and sewer services, landfill charges, court costs and other user charges.

COUNTYWIDE BUDGETARY SOURCES OF FUNDS

Miscellaneous Revenues – Other current year revenues not included in the categories listed above. These revenues include fines and forfeitures, interest received on investments held by the County and other incidental fees/reimbursements.

Intragovernmental Revenues – Excess revenues or transfers to constitutional officers returned to the County. While this revenue is not by definition current revenue, it is an annual source used to offset the cost of countywide services for the Tax Collector, Sheriff, Clerk of Court, Property Appraiser and Supervisor of Elections. It is budgeted as current revenue to minimize the impact of elected official budgets on the County budget.

Other Sources (Not included in chart):

Beginning Fund Balance – Estimated balances remaining from the previous fiscal year; resulting from unanticipated revenues, unexpended appropriations, and the previous year's Reserves.

Transfers – Transfers between individual funds of the County which are not repayable and are not considered charges for goods or services. These represent a "double counting" of revenues, and correspond to an equal amount of interfund expenditures.

COUNTYWIDE SUMMARY OF SOURCES

ACCOUNT MAJOR - OBJECT ACCOUNT	FY 2014/15 ACTUALS	FY 2015/16 ADOPTED	FY 2016/17 WORKSESSION
310 TAXES			
311 AD VALOREM			
311100 AD VALOREM-CURRENT	161,041,363	172,303,062	181,814,398
311200 AD VALOREM-DELINQUENT	241,588	246,500	236,500
311 AD VALOREM Total	161,282,951	172,549,562	182,050,898
312 LOCAL OPTION USE & FUEL TAXES			
312120 TOURIST DEVELOPMENT TAX	4,645,107	4,725,000	5,171,250
312300 COUNTY VOTED GAS TAX	2,119,453	2,100,000	2,190,000
312410 1/6 CENT LOCAL OPTION GAS TAX	7,496,938	7,497,000	7,750,000
312415 LOCAL ALTERNATIVE FUEL TAX		2,500	2,500
312600 DISCRETIONARY SALES SURTAX	27,214,675	37,224,200	39,343,116
312 LOCAL OPTION USE & FUEL TAXES Total	41,476,173	51,548,700	54,456,866
314 UTILITY SERVICES TAXES			
314100 UTILITY TAX-ELECTRICITY	5,089,295	5,100,000	5,100,000
314300 UTILITY TAX-WATER	1,205,891	1,250,000	1,250,000
314400 UTILITY TAX-GAS	8,160	150,000	135,000
314700 UTILITY TAX-FUEL OIL	285	500	300
314800 UTILITY TAX-PROPANE	224,350	100,000	100,000
314 UTILITY SERVICES TAXES Total	6,527,980	6,600,500	6,585,300
315 COMMUNICATIONS SERVICE TAX			
315100 COMMUNICATION SERVICE TAX	7,081,620	7,100,000	6,800,000
315 COMMUNICATIONS SERVICE TAX Total	7,081,620	7,100,000	6,800,000
316 LOCAL BUSINESS TAX			
316100 PROF/OCCUPATION/LOCAL BUS TAX	454,699	500,000	500,000
316 LOCAL BUSINESS TAX Total	454,699	500,000	500,000
322 PERMITS			
322100 BUILDING PERMITS	2,099,338	2,125,000	2,300,000
322 PERMITS Total	2,099,338	2,125,000	2,300,000
310 TAXES Total	218,922,763	240,423,762	252,693,064

COUNTYWIDE SUMMARY OF SOURCES

ACCOUNT MAJOR - OBJECT ACCOUNT	FY 2014/15 ACTUALS	FY 2015/16 ADOPTED	FY 2016/17 WORKSESSION
320 PERMITS FEES & SPECIAL ASSMTS			
322 PERMITS			
322102 ELECTRICAL	328,323	310,000	310,000
322103 PLUMBING	243,864	215,000	215,000
322104 MECHANICAL	252,005	230,000	255,000
322106 WELLS	7,310	8,500	8,500
322107 SIGNS	34,482	30,000	30,000
322108 GAS	75,905	65,000	55,000
322 PERMITS Total	941,889	858,500	873,500
323 FRANCHISE FEES			
323700 FRANCHISE FEES- SOLID WASTE	81,996	35,000	45,000
323 FRANCHISE FEES Total	81,996	35,000	45,000
324 IMPACT FEES			
324110 IMPACT FEES RESID PUBLIC SAFET	86,806	65,000	65,000
324120 IMPACT FEES COMM PUBLIC SAFET	82,086	75,000	85,000
324130 - WINTER SPRINGS FIRE IMPACT FEES	317,229		
324310 IMPACT FEES RESID TRANSPORTATI	725,594	630,000	665,000
324320 IMPACT FEES COMM TRANSPORTATI	1,671,800	1,365,000	1,610,000
324610 IMPACT FEES RESID CULTURE	51,231	35,000	50,000
324620 IMPACT FEES COMM CULTURE	43,578	20,000	20,000
324 IMPACT FEES Total	2,978,324	2,190,000	2,495,000
325 SPECIAL ASSESSMENTS			
325110 SPECIAL ASSESSMENT-CAPITAL	84,451	101,625	83,815
325210 SPECIAL ASSESSMENT-SERVICE	16,242,639	16,720,390	16,860,320
325 SPECIAL ASSESSMENTS Total	16,327,090	16,822,015	16,944,135
329 OTHER PERMITS & SPECIAL ASSMTS			
329170 ARBOR PERMIT	21,900	10,000	10,000
329180 DREDGE/FILL PERMIT	3,000	1,500	1,500
329190 ABANDONED PROPERTY REGISTRATIO	134,000	50,000	120,000
329 OTHER PERMITS & SPECIAL ASSMTS Total	158,900	61,500	131,500
331 FEDERAL GRANTS			
331100 ELECTION GRANTS	80,475	0	
331 FEDERAL GRANTS Total	80,475	0	
320 PERMITS FEES & SPECIAL ASSMTS Total	20,568,675	19,967,015	20,489,135

COUNTYWIDE SUMMARY OF SOURCES

ACCOUNT MAJOR - OBJECT ACCOUNT	FY 2014/15 ACTUALS	FY 2015/16 ADOPTED	FY 2016/17 WORKSESSION
330 INTERGOVERNMENTAL REVENUE			
331 FEDERAL GRANTS			
331224 SHERIFF-FEDERAL GRANTS	238,282		
331228 SUPERVISED VISITATION	113,935	0	
331230 EMPG GRANT	160,238	0	31,660
331490 TRANS REV GRANT	3,936,956	0	
331500 SHELTER PLUS CARE AGREEMENT	406,729	475,018	61,875
331501 TREASURY SUBSIDY	1,477,289	1,208,972	1,284,005
331510 DISASTER RELIEF (FEMA)			
331540 COMMUNITY DEVELOPMNT BLK GT	1,871,945	2,072,138	65,927
331550 EMERGENCY SHELTER GRANT	157,836	151,092	
331570 NEIGHBORHOOD STABILIZATION	294,470	56,345	64,727
331590 HOME PROGRAM CF	1,228,373	480,339	
331599 FED - ECONOMIC ENVIRONMENT	36,584		
331690 FEDERAL GRANT HUMAN SERVICES	276,744	275,479	54,844
331692 CHILD MENTAL HEALTH INITIATIVE	2,197,143	1,000,000	
331700 RECREATION TRAILS GRANT			
331720 FEDERAL RECREATION GRANT	200,000		
331721 ERATE TELECOM DISCNT PROG	7,212		
331820 ADULT DRUG COURT	263,064	381,046	
331825 VETERANS TREATMENT COURT	33,111	0	
331890 FED GRANT-OTHR CRT REL REVENUE		0	
331 FEDERAL GRANTS Total	12,899,913	6,100,429	1,563,038
334 STATE GRANTS			
334200 EMS TRUST FUND GRANT	256,428	0	
334220 PUBLIC SAFETY GRANT	116,891	26,486	
334221 SHERIFF-STATE GRANTS	3,954,423		
334340 GARBAGE/SOLID WASTE			
334360 STORMWATER MANAGEMENT	80,503	0	
334392 OTHER PHYSICAL ENVIRONMENT			
334490 TRANSPORTATION REV GRANT	1,154	0	
334499 FDOT LIGHTING AGREEMENT	13,571	13,979	14,297
334510 DISASTER RELIEF (STATE)			
334690 OTHER HUMAN SERVICES GRANTS	256,643	255,032	
334697 MOSQUITO CONTROL GRANT	31,540	31,540	32,468
334710 AID TO LIBRARIES	211,538	200,000	128,318
334750 ENVIRONMENTAL PROTECTION GRANT	226,022		
334 STATE GRANTS Total	5,148,713	527,037	175,083

COUNTYWIDE SUMMARY OF SOURCES

ACCOUNT MAJOR - OBJECT ACCOUNT	FY 2014/15 ACTUALS	FY 2015/16 ADOPTED	FY 2016/17 WORKSESSION
335 STATE SHARED REVENUES			
335120 STATE REVENUE SHARING	9,278,792	9,444,750	10,063,000
335130 INSURANCE AGENTS LICENSE	133,518	135,000	135,000
335140 MOBILE HOME LICENSES	33,626	33,000	33,000
335150 ALCOHOLIC BEVERAGE	142,016	135,000	135,000
335160 PARI-MUTUAL DISTRIBUTION	446,500	446,500	446,500
335180 HALF-CENT STATE SALES TAX	23,709,815	24,675,000	25,132,000
335210 FIREFIGHTERS SUPPLEMENT	108,379	120,000	120,000
335220 E911 WIRELESS	1,443,284	1,300,000	1,500,000
335225 E911 NON WIRELESS	625,743	755,000	500,000
335491 CONSTITUTIONAL GAS TAX	3,649,348	3,697,500	3,600,000
335492 COUNTY GAS TAX	1,604,810	1,606,500	1,660,000
335493 MOTOR FUEL TAX	112,609	135,000	135,000
335520 SHIP PROGRAM REVENUE	709,438	2,174,579	27,638
335710 BOATING IMPROVEMENT FEES	89,721	90,000	83,000
335 STATE SHARED REVENUES Total	42,087,598	44,747,829	43,570,138
337 GRANTS FROM OTHER LOCAL UNITS			
337100 ECONOMIC INCENTIVE	67,667	172,050	452,438
337300 NPDES CITIES		24,000	24,000
337900 LOCAL GRANTS & AIDS -LONG RG P	318,743	30,000	50,000
337 GRANTS FROM OTHER LOCAL UNITS Total	386,410	226,050	526,438
338 SHARED REV FROM LOCAL UNITS			
338410 TAX INCREMENTS-CITIES	667,189	727,037	860,245
338420 TAX INCREMENTS COUNTY	1,108,550	1,202,724	1,452,614
338 SHARED REV FROM LOCAL UNITS Total	1,775,740	1,929,761	2,312,859
330 INTERGOVERNMENTAL REVENUE Total	62,298,373	53,531,106	48,147,556
340 CHARGES FOR SERVICES			
341 GENERAL GOVT NOT COURT RELATED			
341160 COURT TECH FEE \$2	650,133	610,000	650,000
341200 ZONING FEES	456,197	325,000	350,000
341210 INTERNAL SER FEES-FLEET EQUIP	3,341,528	4,840,686	4,595,820
341220 BOCC INSURANCE EMPLOYER	12,627,943	14,084,313	14,506,842
341230 BOCC INSURANCE EMPLOYEE	2,027,880	2,123,694	2,123,694
341240 BOCC INSURANCE RETIREE	1,130,747	1,353,951	1,353,951
341250 BOCC INSURANCE COBRA	36,795	33,228	33,228
341260 TAX COLLECTOR INSURANCE	929,921	874,440	900,673
341265 PROPERTY APPRAISER INSURANCE	758,690	745,818	768,193
341270 SUPERVISOR OF ELECTIONS INSUR	191,621	201,159	207,194
341280 PORT AUTHORITY INSURANCE	43,385	49,701	51,192
341285 CASSELBERRY INS EMPLOYEE PREMS	0		

COUNTYWIDE SUMMARY OF SOURCES

ACCOUNT MAJOR - OBJECT ACCOUNT	FY 2014/15 ACTUALS	FY 2015/16 ADOPTED	FY 2016/17 WORKSESSION
341290 BOCC HEALTH PROGRAM	50,025	141,600	141,600
341320 SCHOOL ADMIN FEE	121,757	115,000	120,000
341350 ADMIN FEE - MSBU	1,450	500	500
341357 ADMIN FEE - SOLID WASTE	782,500	820,000	795,000
341358 ADMIN FEE - STREET LIGHTING	225,000	225,000	195,550
341359 ADMIN FEE - MSBU FUNDS	38,165	88,630	29,500
341520 SHERIFFS FEES	512,959	531,500	531,500
341910 ADDRESSING FEES	10,190	15,000	15,000
341 GENERAL GOVT NOT COURT RELATED Total	23,936,886	27,179,220	27,369,437
342 PUBLIC SAFETY			
342100 REIMBURSEMENT - SHERIFF	2,362,894	2,333,168	2,333,168
342210 FIRE/EMS SERVICES	2,205,396	1,377,025	1,100,746
342320 HOUSING OF PRISONERS	263,647	2,817,500	2,817,500
342330 INMATE FEES	263,647	232,000	232,000
342390 HOUSING OF PRISONER-OTHER	45,113	45,000	45,000
342420 E911 CELLULAR PHONE FEES	1,000		
342430 EMERGENCY MGMT	3,338	5,000	5,000
342515 INSPECTION FEE - ENVIRONMENT	60,586	73,032	73,762
342516 AFTER HOURS INSPECTIONS	98,480	80,000	80,000
342530 SHERIFF - IRON BRIDGE	216,000	216,000	217,600
342560 ENGINEERING	317,318	300,000	336,865
342590 REINSPECTIONS	269,343	210,000	210,000
342600 PUBLIC SAFETY - FIRE PERMITS	81,628	90,000	115,000
342605 FIRE PERMITS-WS	27,329	15,000	15,000
342610 AMBULANCE TRANSPORT FEES	6,573,549	6,100,000	6,625,000
342630 FIRE INSPECTION FEES	4,570	5,000	5,000
342910 INMPOUND/IMMOBILIZATION	14,500	15,000	15,000
342920 SUPERVISOR - PAY	28,350	20,000	25,000
342930 TRAINING CENTER FEE	115,733	100,000	100,000
342 PUBLIC SAFETY Total	12,688,774	14,033,725	14,351,641
343 PHYSICAL ENVIRONMENT			
343310 WATER UTILITY-RESIDENTIAL	20,133,134	20,253,956	21,622,021
343315 PRIVATE COMMERCIAL FIRE LINES	28,840	28,868	28,771
343320 WATER UTILITY - BULK	72,092	62,982	64,871
343330 METER SET CHARGES	264,047	238,835	236,516
343340 METER RECONNECT CHARGES	523,627	491,300	499,029
343350 CAPACITY MAINTENANCE-WTR	46,944	48,477	44,071
343360 RECYCLED WATER	1,799,445	1,824,329	1,871,322
343412 TRANSFER STATION CHARGES	10,077,868	10,370,406	10,600,000
343414 OSCEOLA LANDFILL CHARGES	1,828,593	1,928,856	1,865,347
343415 WINTER PARK LANDFILL CHARGES			799,505
343417 RECYCLING FEES	416,139	225,000	100,000

COUNTYWIDE SUMMARY OF SOURCES

ACCOUNT MAJOR - OBJECT ACCOUNT	FY 2014/15 ACTUALS	FY 2015/16 ADOPTED	FY 2016/17 WORKSESSION
343419 OTHER LANDFILL CHARGES	6,711	6,000	6,000
343510 SEWER UTILITY-RESIDENTIAL	26,700,745	27,694,565	28,797,526
343520 SEWER UTILITY - BULK	3,396,223	3,308,516	3,467,794
343550 CAPACITY MAINTENANCE-SWR	48,318	49,911	45,368
343900 OTHER PHYSICAL ENV FEES			
343901 TOWER COMM FEES	136,688	70,000	136,000
343902 FIBER WAN FEES	14,800	21,950	15,000
343903 REBAND 800 MHZ	388,712		
343904 SVC CHGS-OTH PHYSICAL ENVIRON	48,369	53,000	53,000
343 PHYSICAL ENVIRONMENT Total	65,931,294	66,676,951	70,252,141
344 TRANSPORTATION (USER FEES)			
344910 SIGNALS/CHARGES FOR SERVICES	771,440	891,351	898,903
344920 FIBER CONSTRUCTION AND MAINT	392,367	329,967	373,754
344 TRANSPORTATION (USER FEES) Total	1,163,808	1,221,318	1,272,657
346 HUMAN SERVICES			
346400 ANIMAL CONTROL	216,458	210,000	210,000
346 HUMAN SERVICES Total	216,458	210,000	210,000
347 CULTURE - RECREATION			
347200 PARKS AND REC RED BUG	1,195,830	1,844,316	2,337,778
347201 PASSIVE PARKS AND TRAILS	61,233	56,750	55,000
347301 MUSEUM FEES	4,227	2,000	2,000
347501 YARBOROUGH NATURE CENTER	11,987	14,846	15,000
347 CULTURE - RECREATION Total	1,273,277	1,917,912	2,409,778
348 COURT RELATED REVENUES			
348880 SUPERVISION - PROBATION	604,351	600,000	650,000
348921 COURT INNOVATIONS	108,291	110,000	108,750
348922 LEGAL AID	108,291	110,000	108,750
348923 LAW LIBRARY	108,291	110,000	108,750
348924 JUVENILE ALTERNATIVE PROGRAMS	108,291	110,000	108,750
348930 STATE COURT FACILITY SURCHARGE	1,615,459	1,600,000	1,625,000
348991 TEEN COURT \$3	142,667	145,000	142,000
348992 POLICE ED \$2 ASSESS	41,796	52,000	40,000
348993 CRIME PREVENTION	53,636	55,000	52,000
348994 TRAFFIC SURCHG DRUG ABUSE TRUS	58,940	55,000	60,000
348995 CRIM JUSTICE ED \$2.50	132,854	148,000	130,000
348 COURT RELATED REVENUES Total	3,082,865	3,095,000	3,134,000

COUNTYWIDE SUMMARY OF SOURCES

ACCOUNT MAJOR - OBJECT ACCOUNT	FY 2014/15 ACTUALS	FY 2015/16 ADOPTED	FY 2016/17 WORKSESSION
349 OTH CHARGES FOR SERV-NOT COURT			
349100 SERVICE CHARGE-AGENCIES	70,492	75,000	75,000
349200 CONCURRENCY REVIEW	20,290	20,000	20,000
349210 FLOOD ZONE REVIEW	9,960	8,000	6,000
349 OTH CHARGES FOR SERV-NOT COURT Total	100,742	103,000	101,000
340 CHARGES FOR SERVICES Total	108,394,104	114,437,126	119,100,654
350 JUDGEMENTS FINES & FORFEITS			
351 COURT ORDERED JUDGEMENT FINES			
351145 INTERGOVERNMENT AGREEMENT			
351500 TRAFFIC CT PARKING FINES	8,185	15,000	10,000
351700 INTERGOVT RADIO PROGRAM	437,766	450,000	450,000
351910 CONFISCATIONS	791,114		
351 COURT ORDERED JUDGEMENT FINES Total	1,237,065	465,000	460,000
352 FINES-LIBRARIES			
352100 LIBRARY	167,329	139,000	139,000
352 FINES-LIBRARIES Total	167,329	139,000	139,000
354 FINES - LOCAL ORD VIOLATIONS			
354200 CODE ENFORCEMENT	224,256	150,000	150,000
354410 ARBOR VIOLATION	40,000	8,000	8,000
354 FINES - LOCAL ORD VIOLATIONS Total	264,256	158,000	158,000
359 OTHER JUDGEMENTS FINES FORFEIT			
359901 ADULT DIVERSION	367,848	350,000	375,000
359902 COMMUNITY SVC INSURANCE	11,231	11,000	11,000
359903 ADULT DRUG COURT	39,188		
359 OTHER JUDGEMENTS FINES FORFEIT Total	418,267	361,000	386,000
350 JUDGEMENTS FINES & FORFEITS Total	2,086,916	1,123,000	1,143,000
360 MISCELLANEOUS REVENUES			
324 IMPACT FEES			
363220 FIRE IMPACT FEE	344		
363221 LAW ENFORCEMENT IMPACT FEE	175		
363230 IMPACT FEE-PHYSICAL ENVMT	400		
363270 CULTURE/RECRTN IMPACT FEE	108		
363400 TRANSPORTATION IMPACT FEE	758		
324 IMPACT FEES Total	1,785		

COUNTYWIDE SUMMARY OF SOURCES

ACCOUNT MAJOR - OBJECT ACCOUNT	FY 2014/15 ACTUALS	FY 2015/16 ADOPTED	FY 2016/17 WORKSESSION
361 INTEREST & OTHER EARNINGS			
361100 INTEREST ON INVESTMENTS	1,602,619	538,714	715,211
361120 SHIP MORTGAGE INTEREST	298		
361130 INTEREST - CONDEMNATIONS			
361132 INTEREST-TAX COLLECTOR	348	25	
361133 INTEREST-SHERIFF	1,029	1,000	1,000
361200 INTEREST-STATE BOARD ADM	32		
361 INTEREST & OTHER EARNINGS Total	1,604,326	539,739	716,211
362 RENTS & ROYALTIES			
362100 RENTS AND ROYALTIES	60,384	64,372	64,321
362 RENTS & ROYALTIES Total	60,384	64,372	64,321
364 DISPOSITION OF FIXED ASSETS			
364100 FIXED ASSET SALE PROCEEDS	353,364	91,865	106,617
364 DISPOSITION OF FIXED ASSETS Total	353,364	91,865	106,617
365 SALES OF SURPLUS MATERIALS			
365101 METHANE GAS SALES	264,459	340,000	220,000
365 SALES OF SURPLUS MATERIALS Total	264,459	340,000	220,000
366 CONTRIBUTIONS & DONATIONS			
366100 CONTRIBUTIONS & DONATIONS	3,783,803	45,000	44,000
366101 CONTRIBUTIONS PORT AUTHORITY	1,000,000	500,000	500,000
366175 SEMINOLE COUNTY HEROES MEMORIA	83,750		
366207 CASSELBERRY - COMP ABSEN			
366270 MEMORIAL TREE DONATIONS	2,050		
366400 ENTERPRISE CONTRIBUTIONS	2,246,889	2,250,828	1,663,227
366 CONTRIBUTIONS & DONATIONS Total	7,116,492	2,795,828	2,207,227
367 LICENSES			
367110 COMPETENCY CERTIFICATE	55,350	46,000	
367150 PAIN MANAGEMENT-GRWTH MGMT LON			
367 LICENSES Total	55,350	46,000	
369 OTHER MISCELLANEOUS REVENUES			
369100 TAX DEED SURPLUS	3,302		
369120 SHIP MORTGAGE PRINCIPAL	407,572		
369310 INSURANCE PROCEEDS	20,180	21,456	12,719
369400 REIMBURSEMENTS	321,941	400,000	400,000
369900 MISCELLANEOUS-OTHER	596,145	556,415	542,397
369910 COPYING FEES	62,028	55,000	55,000
369911 MAPS AND PUBLICATIONS	62	200	200
369912 MISCELLANEOUS - SHERIFF	477,725	636,000	636,000

COUNTYWIDE SUMMARY OF SOURCES

ACCOUNT MAJOR - OBJECT ACCOUNT	FY 2014/15 ACTUALS	FY 2015/16 ADOPTED	FY 2016/17 WORKSESSION
369920 MISCELLANEOUS-ELECTION	2,583	4,000	4,000
369925 CC CONVENIENCE FEES	300,999	287,000	327,000
369930 REIMBURSEMENTS	765,494	110,000	110,000
369935 REIMBURSEMENTS - REBATES	296,817	200,000	200,000
369940 REIMBURSEMENTS - RADIOS	113,163	115,000	115,000
369950 NSP RESALES/PROGRAM INCOME	123,919	0	
369955 NON-CASH NSP PROGRAM INCOME	11,355	0	
369 OTHER MISCELLANEOUS REVENUES Total	3,503,286	2,385,071	2,402,316
360 MISCELLANEOUS REVENUES Total	12,959,446	6,262,875	5,716,692
380 OTHER SOURCES			
381 INTERFUND TRANSFERS IN			
381100 TRANSFER FROM FUND 30600	73,479,734	28,749,896	35,861,072
381 INTERFUND TRANSFERS IN Total	73,479,734	28,749,896	35,861,072
384 DEBT PROCEEDS			
384100 DEBT ISSUANCE			
384300 BOND ISSUE PREMIUM			
384 DEBT PROCEEDS Total			
385 PROCEEDS FROM REFUNDING BONDS			
385100 PROCEEDS OF REFUNDING BONDS	29,810,000		
385 PROCEEDS FROM REFUNDING BONDS Total	29,810,000		
386 TRANSFERS FROM CONSITUTIONAL			
386200 EXCESS FEES-CLERK	511,724		300,000
386300 EXCESS FEES-SHERIFF	217,167		100,000
386400 EXCESS FEES-TAX COLLECTOR	3,921,011	4,550,000	4,565,000
386500 EXCESS FEES-PROP APPRAISER	8,289		
386700 EXCESS FEES SUPERVISOR OF ELEC	451,428	400,000	400,000
386 TRANSFERS FROM CONSITUTIONAL Total	5,109,619	4,950,000	5,365,000
388 PROCEEDS OF CAPITAL ASSET DISP			
388110 SALE OF CAPITAL ASSETS	1,800,000		
388 PROCEEDS OF CAPITAL ASSET DISP Total	1,800,000		
389 PROPIETARY NON OP SOURCES			
389400 CONTRIBUTION FROM PRIVATE SECT			
389 PROPIETARY NON OP SOURCES Total			
380 OTHER SOURCES Total	110,199,353	33,699,896	41,226,072

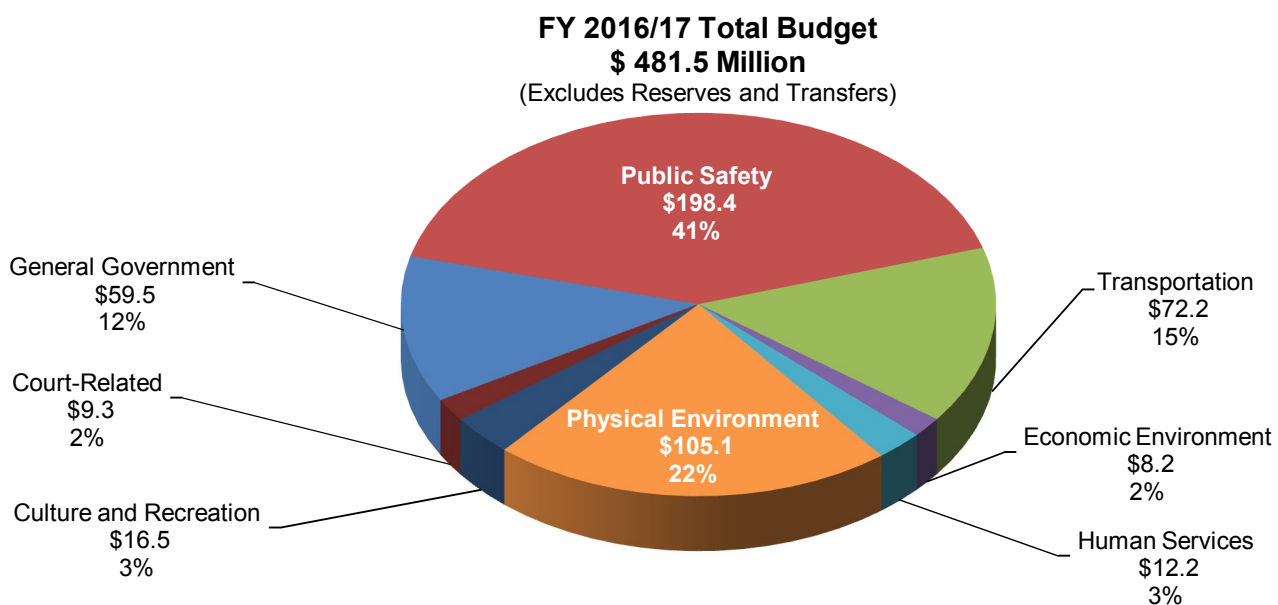
COUNTYWIDE SUMMARY OF SOURCES

ACCOUNT MAJOR - OBJECT ACCOUNT	FY 2014/15 ACTUALS	FY 2015/16 ADOPTED	FY 2016/17 WORKSESSION
399 FUND BALANCE			
399 FUND BALANCE			
399999 BEGINNING FUND BALANCE		238,906,270	253,194,592
399 FUND BALANCE Total		238,906,270	253,194,592
399 FUND BALANCE Total		238,906,270	253,194,592
Grand Total	535,429,630	708,351,049	741,710,765

COUNTYWIDE BUDGETARY USES

The County provides a variety of services to its citizens to ensure health, safety and quality of life. The following pie chart is a summary of the County's total operating and capital spending plan for FY 2016/17 by category of service. The use categories are State-defined as a means of establishing consistency in reporting for local governmental entities. An explanation for each state-designated use category is detailed following the chart, along with a discussion of the various types of services provided within the applicable category and the associated costs.

Note that County Debt expenditures are included in the chart as part of the service area benefited by the debt. This view excludes appropriations of operating transfers to other funds and estimated reserves; representing the proposed operating and capital spending plan for the upcoming fiscal year.



General Government - Services provided by the County for the benefit of the public and the governmental body as a whole. This category includes approximately \$16M allocated to the Constitutional Officers for tax collection, property appraisal, election functions and record keeping and accounting for the Board's operations. County Administration (BCC, Attorney, County Management, Human Resources, Purchasing, Budget & Fiscal Management) represent approximately \$1M and Countywide Planning and Zoning services are estimated at \$1.5M. Approximately \$6M is designated for property management and maintenance of buildings and \$3M for internal services (fleet, mail, printing, and technology). Approximately \$24M is allocated for health insurance, workers compensation claims and other general liability obligations.

Public Safety - Services provided by the County for the safety and security of the public, including approximately \$75M allocated for law enforcement and \$38M for jail operations. Approximately \$5M is allocated for the Sheriff to provide security for the judicial courts. Around \$72M is allocated for fire/rescue, 911, and other emergency service operations. Nearly \$2.6M is allocated for animal related services. Funding is also provided for juvenile detention, probation officers, the Medical Examiner and services related to assuring homes and commercial facilities are safe for the citizens.

COUNTYWIDE BUDGETARY USES

Physical Environment - Functions performed by the County to achieve a satisfactory living environment by controlling and utilizing elements of the environment for the community as a whole, including: approximately \$76M allocated to providing citizens and businesses with water, sewer, and landfill operations. Approximately \$28M is allocated for garbage

Collection / disposal services, street lighting, aquatic weed control, and other Municipal services to unincorporated residents. The remainder is allocated to protect the water quality of our lakes and other water bodies and for the construction of stormwater related infrastructure.

Transportation – Appropriations for the development and improvement of the safe and adequate flow of vehicles, travelers and pedestrians including: road and street facilities, water transportation systems, mass transit, and parking facilities. Approximately \$48M is designated to road related capital projects (see Projects Section for detail of all projects). Approximately \$12M is allocated to repairing/maintaining roads, right-of-ways, medians, bridges, stormwater infrastructure, and trails. Approximately \$5M is provided for traffic operations; including items such as signals, roadway stripping, and signs. Over \$6.5M is allocated public transportation to support public transportation services within the County.

Economic Environment – Funding is used to develop and improve the economic condition of the community and its citizens. Approximately \$2.2M is allocated for local tourism activities.

Human Services – Funding is provided for public assistance programs, care for veteran services, indigent persons, and services for the care, treatment and control of human illness, injury or handicap. The County spends approximately \$12M in grants and other revenue for these services.

Culture and Recreation – Cost of providing and maintaining cultural and recreational facilities and activities for the benefit of citizens and visitors, including: libraries, parks and recreation, and other cultural and recreation services. Approximately \$7M is

allocated to the County Library System and Museum. Approximately \$9.5M is allocated to parks/trails/natural lands, and a Sports Complex.

Court-Related – The County provides support for the State's Court System. Approximately \$5M is dedicated annually for facility maintenance and debt associated with the County's state mandated responsibility to provide court facilities. Nearly \$2M is expended for other court support programs.

Other Appropriations (not included in this chart):

Transfers – Transfers between individual funds of a governmental unit are not repayable, nor considered charges for goods or services. These expenditures (transfers out) correspond to an equal amount of interfund revenue (transfers in). See detailed transfers in the Countywide section of this book.

Reserves – Reserves represent funding that is not appropriated for expenditure within the representative fund. Reserves must be used in accordance with the funding intent (i.e. legally restricted for a specific purpose or available for general appropriation). See detailed Reserves in the Countywide section of this book.

COUNTYWIDE SUMMARY OF USES BY FUNCTION/PROGRAM

	FY 2014/15 ACTUALS	FY 2015/16 ADOPTED	FY 2016/17 WORKSESSION
51 GENERAL GOVERNMENT			
01 BENEFITS	17,248,907	20,086,484	19,837,283
01 BOARD OF COUNTY COMMISSIONERS	508,120	241,212	110,550
01 COUNTY ATTORNEY	681,213	373,750	127,219
01 COUNTY MANAGER	400,268	227,798	150,549
01 E-911	175,973	266,414	208,814
01 ECONOMIC DEV & COMMUNITY RELATIONS	237,773	116,537	133,002
01 EMERGENCY MANAGEMENT			180,000
01 HUMAN RESOURCES	332,370	290,722	69,255
01 ORGANIZATIONAL DEVELOPMENT	(15,362)	58,967	27,326
01 TELECOMMUNICATIONS	810,187		
02 CLERK OF THE COURT	1,231,269	651,335	226,196
02 PROPERTY APPRAISER	5,244,923	5,448,166	5,731,589
02 SUPERVISOR OF ELECTIONS	2,875,691	3,226,579	2,919,718
02 TAX COLLECTOR	6,563,571	7,055,792	7,421,100
04 GREENWAYS & TRAILS	119,945	217,344	125,638
04 NATURAL LANDS		13,500	
04 RECREATIONAL ACTIVITIES & PROG		78,367	55,000
06 COUNTY HEALTH DEPARTMENT			
07 CAPITAL PROJECTS DELIVERY	1,157,938	5,745	
07 FACILITIES	6,002,953	5,460,550	5,675,235
07 FLEET MANAGEMENT	1,361,800	253,865	398,505
07 LAND MANAGEMENT			128,555
07 MOSQUITO CONTROL		24,698	58,200
07 PUBLIC WORKS BUSINESS OFFICE	1,397,125	492,988	525,471
07 ROADS-STORMWATER R&M		297,000	216,543
07 TRAFFIC OPERATIONS		140,000	175,204
07 WATER QUALITY			30,000
11 BUILDING	2,505,873	3,138,067	3,486,217
11 DEV SVCS BUSINESS OFFICE	582,802	436,285	498,029
11 PLANNING AND DEVELOPMENT	1,345,794	1,693,582	1,564,252
14 CUSTOMER SUPPORT DESK	-		
14 DOCUMENT MANAGEMENT	554,798	508,762	30,255
14 ENTERPRISE APPLICATION DEVELOP	729,339	144,130	851,521
14 ENTERPRISE ARCHITECTURE	29,480		
14 GEOGRAPHIC INFORMATION SYSTEMS	453,427	274,272	255,823
14 IS BUSINESS OFFICE	114,712	23,055	87,015
14 NETWORK INFRASTRUCTURE SUPPORT	125,759	15,447	81,884
14 TELEPHONE SUPPORT & MAINTENANC	340,487	734	144,436
14 WORKSTATION SUPPORT & MAINTENA	254,588	1,344,384	1,030,995
18 CENTRAL CHARGES	3,083,506	3,253,350	2,269,540
18 MAIL SERVICES	5,050	17,203	138,478
18 OFFICE OF MANAGEMENT & BUDGET	207,751	166,272	169,765

COUNTYWIDE SUMMARY OF USES BY FUNCTION/PROGRAM

	FY 2014/15 ACTUALS	FY 2015/16 ADOPTED	FY 2016/17 WORKSESSION
18 PRINTING SERVICES	2,568	5,895	60,320
18 PURCHASING AND CONTRACTS	485,664	221,575	112,946
18 RECIPIENT AGENCY GRANTS	256,698	255,032	
18 RESOURCE MGT - BUSINESS OFFICE	169,632	103,641	130,926
18 RISK MANAGEMENT	3,051,997	4,490,091	4,395,802
51 GENERAL GOVERNMENT Total	60,634,590	61,119,590	59,839,158

52 PUBLIC SAFETY

01 ANIMAL SERVICES	2,020,056	2,257,597	2,585,396
01 E-911	2,241,635	2,247,320	1,882,331
01 EMERGENCY MANAGEMENT	680,432	670,131	886,592
01 TELECOMMUNICATIONS	2,122,336	1,112,059	1,475,490
02 JAIL OPERATION AND MAINTENANCE	35,690,853	36,369,777	38,439,084
02 JUDICIAL SECURITY	5,018,400	4,770,000	4,998,068
02 LAW ENFORCEMENT	72,122,296	71,665,161	75,372,719
02 LAW ENFORCEMENT TRUST	1,051,220		
02 POLICE EDUCATION	190,487	200,000	200,000
05 CASSELBERRY EMS/FIRE	-	4,862,764	4,309,627
05 EMERGENCY COMMUNICATIONS	2,154,149	2,469,398	2,435,696
05 EMS PERFORMANCE MANAGEMENT	229,837	271,292	269,955
05 EMS/FIRE/RESCUE	50,949,441	53,444,100	62,601,724
05 FIRE BUSINESS OFFICE	415,273	265,099	143,605
05 FIRE PREVENTION BUREAU	564,194	654,186	802,842
07 FACILITIES			216,427
18 CENTRAL CHARGES	4,178,775	3,283,915	3,281,052
52 PUBLIC SAFETY Total	179,629,382	184,542,799	199,900,607

53 PHYSICAL ENVIRONMENT

04 AGENCY FUNDS	20,851		
04 GREENWAYS & TRAILS	1,053		
07 CAPITAL PROJECTS DELIVERY	182,658	763,484	70,000
07 FACILITIES			101,006
07 MOSQUITO CONTROL	574,266	621,217	824,991
07 WATER QUALITY	1,139,969	1,229,856	1,191,725
08 CENTRAL TRANSFER STATION OPERA	3,581,686	4,696,202	4,185,408
08 ES BUSINESS OFFICE	1,614,186	2,230,002	2,201,436
08 LANDFILL OPERATIONS PROGRAM	4,829,011	3,894,227	3,553,394
08 SW-COMPLIANCE & PROGRAM MANAGE	4,024,283	3,869,896	5,068,824
08 UTILITIES ENGINEERING PROGRAM	15,729,555	38,027,775	45,306,149

COUNTYWIDE SUMMARY OF USES BY FUNCTION/PROGRAM

	FY 2014/15 ACTUALS	FY 2015/16 ADOPTED	FY 2016/17 WORKSESSION
08 WASTEWATER OPERATIONS	10,041,200	11,046,171	11,624,756
08 WATER OPERATIONS	31,008,889	12,817,599	13,416,823
11 DEV SVCS BUSINESS OFFICE		108,084	148,281
18 MSBU PROGRAM	17,425,518	19,435,311	19,066,840
53 PHYSICAL ENVIRONMENT Total	90,173,126	98,739,823	106,759,633

54 TRANSPORTATION

04 GREENWAYS & TRAILS	1,099,161	1,137,632	1,150,314
07 CAPITAL PROJECTS DELIVERY	24,613,914	45,804,142	48,031,007
07 ENGINEERING PROF SUPPORT	1,147,469	254,112	141,494
07 FLEET MANAGEMENT	23,856		
07 ROADS-STORMWATER R&M	9,261,895	10,737,494	10,959,640
07 TRAFFIC OPERATIONS	4,327,043	4,916,300	5,025,431
11 MASS TRANSIT PROGRAM (LYNX)	6,199,500	6,432,476	6,777,071
54 TRANSPORTATION Total	46,672,839	69,282,155	72,084,957

55 ECONOMIC ENVIRONMENT

01 17-92 COMMUNITY REDEVELOPMENT	1,276,651	728,201	488,237
01 ECONOMIC DEV & COMMUNITY RELATIONS	2,920,585	4,047,827	4,769,960
04 RECREATIONAL ACTIVITIES & PROG		-	45,000
11 DEVELOPMENT REVIEW ENGINEERING	8,897	682,620	783,761
11 PLANNING AND DEVELOPMENT	36,584		
18 CENTRAL CHARGES	3,705,330	4,173,247	2,070,047
55 ECONOMIC ENVIRONMENT Total	7,948,047	9,631,894	8,157,005

56 HUMAN SERVICES

02 LAW ENFORCEMENT	436,440	507,877	519,030
04 AGENCY FUNDS	3,042		
06 CHILD MENTAL HEALTH INITIATIVE	2,197,143	1,000,000	
06 COMMUNITY DEVELOPMENT GRANTS	4,775,187	4,885,693	158,292
06 COMMUNITY SVCS BUSINESS OFFICE	591,892	678,034	942,710
06 COUNTY HEALTH DEPARTMENT	1,060,031	1,274,383	1,316,863
06 COUNTY LOW INCOME ASSISTANCE	2,131,204	2,285,160	2,505,893
06 GRANT LOW INCOME ASSISTANCE	743,474	800,497	116,719
06 MANDATED SERVICES - COMMUNITY	5,662,340	5,948,331	6,079,483
06 SUBSTANCE AND DRUG ABUSE	45,860	119,885	148,169
06 TEEN COURT	192,672	154,353	160,883
06 VETERANS' SERVICES	178,678	159,966	218,251
18 RECIPIENT AGENCY GRANTS	413,597	381,487	58,689
56 HUMAN SERVICES Total	18,431,561	18,195,664	12,224,980

COUNTYWIDE SUMMARY OF USES BY FUNCTION/PROGRAM

	FY 2014/15 ACTUALS	FY 2015/16 ADOPTED	FY 2016/17 WORKSESSION
57 CULTURE/RECREATION			
04 AGENCY FUNDS	46,991		
04 EXTENSION SERVICE	337,189	378,495	464,063
04 GREENWAYS & TRAILS	2,168,825	1,636,706	1,782,384
04 LEISURE BUSINESS OFFICE	679,551	712,781	740,549
04 LIBRARY SERVICES	5,815,532	6,239,865	6,446,673
04 NATURAL LANDS	855,510	376,510	1,316,321
04 PASSIVE PARKS		18,000	
04 RECREATIONAL ACTIVITIES & PROG	11,621,574	4,966,726	5,765,084
07 CAPITAL PROJECTS DELIVERY	416,720	667,568	
57 CULTURE/RECREATION Total	21,941,893	14,996,650	16,515,072
58 TRANSFERS			
99 NON DEPARTMENTAL	73,478,734	25,151,514	34,225,095
58 TRANSFERS Total	73,478,734	25,151,514	34,225,095
59 RESERVES			
99 NON DEPARTMENTAL		216,935,237	222,661,532
59 RESERVES Total		216,935,237	222,661,532
60 COURT ADMINISTRATION			
02 CLERK OF THE COURT	229,772	251,004	191,725
03 ARTICLE V COURT TECHNOLOGY	904,391	1,005,168	1,046,698
03 GUARDIAN AD LITEM	98,978	155,593	147,310
03 JUDICIAL	2,305,836	2,893,781	2,514,593
03 LAW LIBRARY	110,303	113,589	110,751
03 LEGAL AID	330,808	345,686	344,372
18 CENTRAL CHARGES	34,062,964	4,990,900	4,987,275
60 COURT ADMINISTRATION Total	38,043,051	9,755,722	9,342,725
Grand Total	536,953,222	708,351,049	741,710,765

COUNTYWIDE SUMMARY OF USES BY FUNCTION/OBJECT CLASSIFICATION

This report identifies the amount budgeted for all expenditure classifications within each governmental function. Public Safety has the largest personal services budget (related to Fire/EMS) and transfers (for the Sheriff's Office). Other areas with large expenditures include Physical Environment operating costs (includes Water & Sewer and Solid Waste operations) and Physical Environment and Transportation capital improvement costs. Reserves are included in this report as a Use of funding but not an expenditure. 48% of the reserves are for Enterprise Funds, 6% are Fire Fund Reserves, and 23% are General Fund reserves.

SERVICE AREA	PERSONNEL SERVICES	OPERATING EXPENDITURES	INTERNAL SERVICE CHARGES	COST ALLOCATION (CONTRA)	CAPITAL			GRANTS & AIDS	INTERFUND TRANSFERS OUT	TRANSFERS TO CONSTITUTIONALS	RESERVES	Grand Total
					OUTLAY / EQUIPMENT / SOFTWARE *	DEBT SERVICE	TRANSFERS TO CONSTITUTIONALS					
51 GENERAL GOVERNMENT	18,480,299	43,093,168	4,199,884	(28,215,527)	1,804,495	1,640,600	7,455		18,828,784		1,714,845	59,839,158
52 PUBLIC SAFETY	54,485,658	9,552,417	10,518,827	(1,343,112)	8,962,994	3,281,052	936,927		111,791,000		1,714,845	199,900,607
53 PHYSICAL ENVIRONMENT	14,401,340	41,486,706	6,848,835		24,443,584	17,943,191						106,759,633
54 TRANSPORTATION	1,202,339	5,421,433	8,143,243	(3,938,102)	43,478,973		6,777,071					72,084,957
55 ECONOMIC ENVIRONMENT	1,433,848	2,894,332	170,753				3,658,072					8,157,005
56 HUMAN SERVICES	2,838,640	2,251,144	958,074				6,177,122					12,224,980
57 CULTURE/RECREATION	8,245,657	3,277,840	3,049,416		1,808,456		133,703					16,515,072
58 TRANSFERS								34,225,095				34,225,095
59 RESERVES										222,661,532		222,661,532
60 COURT ADMINISTRATION	558,692	667,123	2,562,297		30,000	4,987,275	513,338		24,000			9,342,725
Grand Total	112,646,473	108,644,163	36,451,329	(33,496,741)	80,528,502	27,852,118	18,203,688	35,861,072	130,643,784	224,376,377	741,710,765	

* Includes Library Impact Fees/Books

OUTSIDE AGENCY FUNDING

Seminole County provides support to outside agencies to assist or enhance economic development, public transportation, cultural arts, public health and citizen quality of life. Below is a summary of the programs or agencies previously approved by the Board to receive General Fund support. The asterisked agencies are supported by special revenue funding dedicated for specified uses. A description of each agency identified is included for referencing and review of comparative amounts awarded over a three year period. Amounts listed for FY2016/17 are proposed amounts only and subject to change pursuant to Board direction.

Outside Agency	FY 2014/15 ADOPTED	FY 2015/16 ADOPTED	FY 2016/17 WORKSESSION
* Central FL Sports Commission	\$101,340	\$ 342,634	\$ 332,634
* Central FL Zoo	225,000	225,000	225,000
Community Service Agencies	700,000	679,040	679,040
County Health Department	927,970	927,970	1,077,970
East Central Florida Regional Planning Council	72,017	73,090	74,537
Lynx	6,427,684	6,660,660	7,005,255
**Metro Orlando Economic Development Commission	313,414	406,490	406,490
MetroPlan Orlando	172,259	172,528	171,339
Orlando-Sanford International Airport	-	250,000	250,000
SCC Small Business	150,000	150,000	150,000
Hispanic Business Unit			60,000
UCF Business Incubator	240,000	240,000	240,000
United Arts of Central Florida	130,132	132,706	133,703
	\$9,459,816	\$10,260,118	\$ 10,805,968

*Supported by Tourism Taxes

**Supported by Transportation Trust, Mass Transit & General Funds

OUTSIDE AGENCY FUNDING

	<u>FY2014/15</u>	<u>FY 2015/16</u>	<u>FY 2016/17</u>
	<u>Adopted</u>	<u>Adopted</u>	<u>Worksession</u>
<u>Central FL Sports Commission</u>	\$ 101,340	\$ 342,634	\$ 332,634

For over 20 years, the Sports Commission has served as our community's clearinghouse for sports related events and associated activities. The Sports Commission has successfully worked with the staff of the Tourism Division to bring several events to Seminole County, by working with the following partners, National Collegiate Athletic Association (NCAA), Florida High School Athletic Association (FHSA) , US Club soccer, United States Adult Soccer Association, USA Rugby, Florida Sports Charitable Foundation, Elite Clubs National League, Independent Softball Association, Florida Travel Ball Baseball , Sunshine State Conference and Atlantic – 10 Conference. Seminole County is quickly becoming one of the premier sports events destinations, while generating significant economic windfalls. TEAM SEMINOLE was created by the partnership of the Seminole County Convention and Visitors Bureau (CVB), The Department of Leisure Services and the Sports Commission to work together to bring events to Seminole County.

<u>Central FL Zoo</u>	\$ 225,000	\$ 225,000	\$225,000
------------------------------	-------------------	-------------------	------------------

The Central Florida Zoo is the largest and the busiest attraction in Seminole County. The Zoo's Vision will empower our guests to respect, value and care for our natural resources, as we commit to contributing globally to the conservation and preservation of wildlife. As a regional resource in the Central Florida area and beyond, we will provide innovative and creative solutions through collaboration, practices and partnerships. The continued growth and development of the Zoo will further enhance its attraction to visitors outside the local community enabling us to bring national and international attention to the importance and ongoing efforts of wildlife sustainability.

<u>Community Service Agency Funding</u>	\$ 700,000	\$ 679,040	\$ 679,040
--	-------------------	-------------------	-------------------

Funding awarded to various not-for-profit agencies, to provide a range of services locally including; food, clothing, shelter, medical attention, meal delivery, supervised visitation, child protection and other essential services. Agencies that were previously funded include Impower, Kids House, Meals on Wheels, Rescue Outreach Mission, Catholic Charities, Christian Sharing Center, Safehouse, Early Learning Coalition, Recovery House, Midway Safe Harbor, Legal Aid Society, SWOP, United Way (211 system), Lighthouse, Boys and Girls Clubs, Leadership Seminole, and Seniors First. Allocations to Agencies are approved by the Board annually.

<u>County Health Department</u>	\$ 927,970	\$ 927,970	\$ 1,077,970
--	-------------------	-------------------	---------------------

The County contracts and works in partnership with the State Department of Health to provide comprehensive public health services to the citizens of Seminole County. The Health Department provides outreach, clinical assessment, treatment and referral services. Through its services the Health Department strives to improve the health of Seminole County residents by ensuring timely provision to medical services thereby increasing the quality of life. Through education, service delivery and local partnerships the residents and visitors of Seminole County will enjoy a healthy life. The staff monitors health status, and focuses on community health resources to improve health outcomes, participates in emergency readiness and response issues and provides health education. They also provide case management for some of the Community Assistance funding, which transitioned over to the Health Department in FY2009/10. In 2016, funding was approved for a mobile health unit to better serve the citizens of Seminole County.

OUTSIDE AGENCY FUNDING

	<u>FY2014/15</u>	<u>FY 2015/16</u>	<u>FY 2016/17</u>
	<u>Adopted</u>	<u>Adopted</u>	<u>Worksession</u>
<u>East Central Florida Regional Planning Council</u>	\$ 72,017	\$ 73,090	\$ 74,537

The East Central Florida Regional Planning Council (ECFRPC) exists as a function of state law to "promote cooperation among local units of government and provide for comprehensive planning for the region". It provides technical assistance as needed to local governments, reviews proposed comprehensive plan amendments of local governments for consistency with the state-mandated Regional Strategic Policy Plan, and serves as a mediator among local governments when there are disagreements about land use amendments with regional implications. The County's funding level for FY 2016/17 is approximately \$0.17 (seventeen cents) per capita based on the estimated 2016 population of 449,144.

Lynx **\$ 6,427,684** **\$ 6,660,660** **\$ 7,005,255**

Lynx provides public transportation services to Seminole County via a fixed route system and an on demand Americans with Disabilities Act (ADA) Paratransit system to serve the disabled. Seminole county is one of four funding partners for this regional system that includes Orange County, City of Orlando and Osceola County.

The Mass Transit Program (LYNX) is designed to plan and pay for transit services Countywide. These services are provided through a contract between Seminole County and the Central Florida Regional Transportation Authority, aka LYNX. LYNX provides public transportation services to both the municipalities and the unincorporated area of Seminole County via a fixed-route system and an on demand Americans with Disabilities Act (ADA) Paratransit system to service the disabled. The total preliminary funding request to the County for Fiscal Year 2015/16 is approximately \$6.4M.

	<u>FY 2014/15</u>	<u>FY 2015/16</u>	<u>FY 2016/17</u>
	<u>Actuals</u>	<u>Adopted</u>	<u>Worksession</u>
Funding Sources			
9th Cent Gas Tax	\$ 2,119,453	\$ 2,100,000	\$ 2,190,000
Miscellaneous Revenues	1,275		
CRA Funding	228,184	228,184	228,184
General Fund Support	4,078,772	4,332,476	4,587,071
Total Funding Sources	\$ 6,427,684	\$ 6,660,660	\$ 7,005,255

Total County Funding Request			
LYNX Countywide Service Cost	\$ 6,641,584	\$ 6,874,560	\$ 7,219,155
Less: Altamonte Fixed Route cont.	(120,900)	(120,900)	(120,900)
Less: Sanford Fixed Route cont.	(93,000)	(93,000)	(93,000)
Total LYNX Funding Request to County	\$ 6,427,684	\$ 6,660,660	\$ 7,005,255

Metro Orlando Economic Development Comm. **\$ 313,414** **\$ 406,490** **\$ 406,490**

The Metro Orlando Economic Development Commission (EDC) promotes Seminole County as a location for business operations and economic development through its local, national and international marketing campaigns. The EDC serves as an information source for demographic, market, and property data. The Commission promotes Seminole County to the motion picture and television industry and coordinates the permitting activity to expedite the process. The EDC monitors and assists in the retention and expansion of local businesses. It employs an Economic Development Professional which is co-located with the County's Economic Development Business Development staff and the EDC serves as secretary to the Seminole County Industrial Development Authority. The County's funding level for FY 2016/17 is approximately \$0.91 (ninety-one cents) per capita based on the County's estimated 2016 population of 449,144.

OUTSIDE AGENCY FUNDING

	<u>FY2014/15</u>	<u>FY 2015/16</u>	<u>FY 2016/17</u>
	<u>Adopted</u>	<u>Adopted</u>	<u>Worksession</u>

<u>MetroPlan Orlando</u>	\$ 172,259	\$ 172,528	\$ 171,339
---------------------------------	-------------------	-------------------	-------------------

Funding enables the organization to "support the functions necessary to achieve MetroPlan Orlando's role in planning and funding the Orlando Urban Area Transportation System". Member funding is set at a level allowing the MPO to provide the services and planning activities necessary to maintain certification by the Federal government and Florida Dept. of Transportation. This is currently funded through Public Works/Transportation Trust Fund at a level of approximately \$0.38 (thirty-eight cents) per capita based on the County's estimated 2016 population of 449,144.

<u>Orlando-Sanford International Airport</u>	\$ -	\$ 250,000	\$ 250,000
---	-------------	-------------------	-------------------

Approved in March 2015, this funding allows for additional airline marketing support which enables the airport to retain a strong international customer base in order to maintain their current high level of service in the Federal Inspection Station and ultimately to maintain their Port of Entry (POE) designation. This will help improve the service of over 200K annual international air passengers from seven international destinations. This is a five year contract in collaboration with other local government agencies who will work together along with the airlines to allocate the marketing funds. Airlines will be required to repay a pro-rata share of their support if they relocate to another airport prior to the end of the contract term.

<u>SCC Small Business Services</u>	\$ 150,000	\$ 150,000	\$ 150,000
---	-------------------	-------------------	-------------------

The partnership with Seminole Community College provides for Small Business Development services, Seminole Advisory Board Council administration, and operation of the Technology Incubator located in the Port of Sanford. The incubator's clients have access to the same consulting services offered to the small business community as well as the on-site support needed to kick start their business venture. The Small Business Development Center provides assistance to the small business community with the development of business plans, marketing materials, bookkeeping services, and financial management advice. The Seminole Advisory Board Council coordinates customized boards for growing companies who need direction to take their company to the next level.

<u>Hispanic Business Initiative Fund</u>	\$ -	\$ -	\$ 60,000
---	-------------	-------------	------------------

The Hispanic Business Initiative Fund of Florida, Inc. (HBIF) is a community-based non-profit organization. Funding supports the increase of Hispanic-owned businesses and economic growth overall in the County. Funding provides bilingual business development services to Seminole County businesses. These services are provided to businesses that are currently located within the County's tax district, businesses that are exploring relocating their existing business to Seminole County, and potential new businesses that will be based within the County. Services include: seminars and workshops, personalized business consulting, entrepreneurial grants, commercial loan facilitation, bilingual education assistance, and professional service support.

<u>UCF Business Incubator – Winter Springs</u>	\$ 240,000	\$ 240,000	\$ 240,000
---	-------------------	-------------------	-------------------

The University of Central Florida (UCF) Technology Incubator is a partnership between UCF, Seminole County, the City of Winter Springs, and the Florida High Tech Corridor Council. This partnership is to encourage job growth and economic development with later stage incubator companies.

<u>United Arts of Central Florida</u>	\$ 130,132	\$ 132,706	\$ 133,703
--	-------------------	-------------------	-------------------

This agency facilitates the development and awareness of arts and cultural activity in Central Florida. The County appoints a voting member to the United Arts Board of Trustees. The County's funding level for FY 2016/17 is approximately \$0.30 (thirty cents) per capita based on the County's 2016 estimated population of 449,144. Funding agreements are renewed annually.

COUNTYWIDE TRANSFER SUMMARY

Transfers are internal transactions between individual funds of a governmental unit which are not repayable and are not considered charges for goods or services. These expenditures correspond to an equal amount of interfund revenue.

PROVIDING FUND	RECIPIENT FUND	Fiscal Year		PURPOSE
		2015/16	2016/17	
GENERAL FUND	FACILITIES PLANNED WORK FUND		850,000	Facilities Maintenance
GENERAL FUND	FLEET REPLACEMENT FUND		289,531	Vehicle Replacement
GENERAL FUND	TECHNOLOGY REPLACEMENT FUND		202,126	Technology Replacement
GENERAL FUND	TRANSPORTATION TRUST FUND	500,000		Countywide Transportation Maintenance
GENERAL FUND	NINTH-CENT FUEL TAX FUND	4,332,476	4,587,071	Mass Transit
GENERAL FUND	ECONOMIC DEVELOPMENT	1,064,792	1,719,258	Economic Development
GENERAL FUND	GENERAL REVENUE DEBT	1,537,744	1,539,446	Debt Service
GENERAL FUND	COUNTY SHARED REVENUE DEBT	1,746,171	1,741,606	Debt Service
GENERAL FUND	SALES TAX REVENUE BONDS	4,990,900	4,987,275	Debt Service
GENERAL FUND	INFRASTRUCTURE IMPROVEMENT/CAPITAL		150,000	Tower Decommissioning
		GENERAL FUND TOTAL	14,172,083	16,066,313
MSBU HOWELL LAKE (LM/AWC)	MSBU PROGRAM		37,750	Installment Repayment
MSBU PROGRAM	MSBU CEDAR RIDGE-MAINT	5,300		Refund Administration Costs
TOURIST DEVELOPMENT FUND 3% TAX	GENERAL REVENUE DEBT 2014 -			
	SPORTS COMPLEX/SOLDIER'S CREEK	1,641,200	1,640,600	Debt Service
TOURIST DEVELOPMENT FUND 3% TAX	SOLID WASTE FUND		300,000	Sports Complex Lighting Loan Repayment
WATER AND SEWER OPERATING	WATER AND SEWER (OPERATING) CAPITAL	8,783,681	15,604,560	Funding of Capital Projects
SOLID WASTE FUND	LANDFILL MANAGEMENT ESCROW	554,550	613,622	Landfill Closure
CONNECTION FEES - WATER	WATER AND SEWER FUND	603,973	612,927	Connection Fees
CONNECTION FEES - SEWER	WATER AND SEWER FUND	2,956,709	985,300	Connection Fees
HEALTH INSURANCE FUND	VARIOUS	32,400		Health Insurance Opt Out
		TOTAL	\$ 28,749,896	\$ 35,861,072

Policy Note: Budgeted transfer amounts reflect Board of County Commission approval for annual support to designated operations. Actual transfers are made based on operational activities, constrained by amounts approved by the Board of County Commission.

COUNTYWIDE SUMMARY OF RESERVES

FUND MAJOR - FUND	FY16 ADOPTED	FY17 WORKSESSION	FY17 TO FY16 VARIANCE
01 GENERAL FUNDS			
00100 GENERAL FUND	43,211,351	51,272,743	8,061,392
00103 NATURAL LAND ENDOWMENT FUND	736,579	689,076	(47,503)
00108 FACILITIES MAINTENANCE FUND	104,650	21,186	(83,464)
00109 FLEET REPLACEMENT FUND	665,739	460,500	(205,239)
00111 TECHNOLOGY REPLACEMENT FUND	5,304		(5,304)
01 GENERAL FUNDS Total	44,723,623	52,443,505	7,719,882
02 TRANSPORTATION FUNDS			
10101 TRANSPORTATION TRUST FUND	464,587	1,293,219	828,632
11500 1991 INFRASTRUCTURE SALES TAX	21,541,634	15,136,638	(6,404,996)
11541 2001 INFRASTRUCTURE SALES TAX	1,309,230		(1,309,230)
11560 2014 INFRASTRUCTURE SALES TAX	7,341,415	6,743,899	(597,516)
12601 ARTERIAL-IMPACT FEE	(12,340,781)	(10,169,934)	2,170,847
12602 NORTH COLLECTOR-IMPACT FEE	2,000	64,176	62,176
12603 WEST COLLECTOR-IMPACT FEE	(871,017)	(325,508)	545,509
12604 EAST COLLECTOR-IMPACT FEE	(464,289)	100,000	564,289
12605 SOUTH CENTRAL-IMPACT FEE	(2,347,845)	(1,947,964)	399,881
02 TRANSPORTATION FUNDS Total	14,634,934	10,894,526	(3,740,408)
03 FIRE DISTRICT FUNDS			
11200 FIRE PROTECTION FUND	13,043,106	13,855,190	812,084
12801 FIRE/RESCUE-IMPACT FEE	2,870,937		(2,870,937)
03 FIRE DISTRICT FUNDS Total	15,914,043	13,855,190	(2,058,853)
04 SPECIAL REVENUE FUNDS			
00104 BOATING IMPROVEMENT FUND	483,582	208,282	(275,300)
10400 BUILDING PROGRAM	2,297,251	2,743,709	446,458
11000 TOURIST DEVELOPMENT FUND	5,779,662	1,111,681	(4,667,981)
11001 PROFESS SPORTS FRANCHISE TAX	1,606,853	682,550	(924,303)
11400 COURT SUPP TECH FEE (ARTV)	643,001	267,510	(375,491)
12302 TEEN COURT	82,491	76,893	(5,598)
12500 EMERGENCY 911 FUND	2,995,527	3,149,512	153,985
13300 17/92 REDEVELOPMENT TI FUND	9,760,622	9,478,103	(282,519)
15000 STREET LIGHTING DIST FUND	409,500	340,000	(69,500)
15100 SOLID WASTE MSBU FUND	3,871,000	4,060,000	189,000
16000 MUNICIPAL SVS BENEFIT UNIT	845,814	1,312,853	467,039
04 SPECIAL REVENUE FUNDS Total	28,775,303	23,431,093	(5,344,210)
06 CAPITAL FUNDS			
30600 INFRASTRUCTURE IMP OP FUND	702,585		(702,585)
30700 SPORTS COMPLEX/SOLDIERS CREEK	104,055	15,442	(88,613)
32100 NATURAL LANDS/TRAILS	1,955,290	1,253,791	(701,499)
32200 COURTHOUSE PROJECTS FUND	404,178		(404,178)
06 CAPITAL FUNDS Total	3,166,107	1,269,233	(1,896,874)

COUNTYWIDE SUMMARY OF RESERVES

FUND MAJOR - FUND	FY16 ADOPTED	FY17 WORKSESSION	FY17 TO FY16 VARIANCE
07 ENTERPRISE FUNDS			
40100 WATER AND SEWER FUND	23,719,718	24,478,573	758,855
40102 CONNECTION FEES-WATER	10,318	161,378	151,060
40103 CONNECTION FEES-SEWER	490,545	841,513	350,968
40105 WATER & SEWER BONDS, SERIES 20	345	8,538	8,193
40106 2010 BOND SERIES	841	2,540	1,699
40107 WATER & SEWER DEBT SERVICE RES	18,118,726	18,118,726	-
40108 WATER & SEWER CAPITAL IMPROVEM	5,286,017	19,268,121	13,982,104
40201 SOLID WASTE FUND	29,061,422	24,836,060	(4,225,362)
40204 LANDFILL MANAGEMENT ESCROW	18,838,807	19,436,909	598,102
07 ENTERPRISE FUNDS Total	95,526,738	107,152,358	11,625,620
08 INTERNAL SERVICE FUNDS			
50100 PROPERTY/CASUALTY INSURANCE FU	5,356,686	5,414,059	57,373
50200 WORKERS COMPENSATION FUND	4,981,382	5,211,661	230,279
50300 HEALTH INSURANCE FUND	3,856,420	4,704,752	848,332
08 INTERNAL SERVICE FUNDS Total	14,194,488	15,330,472	1,135,984
Grand Total	216,935,237	224,376,377	7,441,141

GENERAL FUND SUMMARY OF SOURCES

ACCOUNT MAJOR - OBJECT ACCOUNT	FY15 ACTUALS	FY16 ADOPTED	FY17 WORKSESSION
310 TAXES			
311100 AD VALOREM-CURRENT	120,346,911	126,947,465	133,940,948
311200 AD VALOREM-DELINQUENT	183,152	200,000	190,000
314100 UTILITY TAX-ELECTRICITY	5,089,295	5,100,000	5,100,000
314300 UTILITY TAX-WATER	1,205,891	1,250,000	1,250,000
314400 UTILITY TAX-GAS	8,160	150,000	135,000
314700 UTILITY TAX-FUEL OIL	285	500	300
314800 UTILITY TAX-PROPANE	224,350	100,000	100,000
315100 COMMUNICATION SERVICE TAX	7,081,620	7,100,000	6,800,000
316100 PROF/OCCUPATION/LOCAL BUS TAX	454,699	500,000	500,000
310 TAXES Total	134,594,363	141,347,965	148,016,248
320 PERMITS FEES & SPECIAL ASSMTS			
329170 ARBOR PERMIT	21,900	10,000	10,000
329180 DREDGE/FILL PERMIT	3,000	1,500	1,500
329190 ABANDONED PROPERTY REGISTRATIO	134,000	50,000	120,000
331100 ELECTION GRANTS	80,475	0	
320 PERMITS FEES & SPECIAL ASSMTS Total	239,375	61,500	131,500
330 INTERGOVERNMENTAL REVENUE			
331224 SHERIFF-FEDERAL GRANTS	238,282		
331721 ERATE TELECOM DISCNT PROG	7,212		
334221 SHERIFF-STATE GRANTS	3,954,423		
334690 OTHER HUMAN SERVICES GRANTS		0	
334710 AID TO LIBRARIES	211,538	200,000	128,318
335120 STATE REVENUE SHARING	9,278,792	9,444,750	10,063,000
335130 INSURANCE AGENTS LICENSE	133,518	135,000	135,000
335140 MOBILE HOME LICENSES	33,626	33,000	33,000
335150 ALCOHOLIC BEVERAGE	142,016	135,000	135,000
335160 PARI-MUTUAL DISTRIBUTION	446,500	446,500	446,500
335180 HALF-CENT STATE SALES TAX	23,709,815	24,675,000	25,132,000
335493 MOTOR FUEL TAX	0		
337300 NPDES CITIES		24,000	24,000
337900 LOCAL GRANTS & AIDS -LONG RG P	54,195	40,000	40,000
330 INTERGOVERNMENTAL REVENUE Total	38,209,917	35,133,250	36,136,818

GENERAL FUND SUMMARY OF SOURCES

ACCOUNT MAJOR - OBJECT ACCOUNT	FY15 ACTUALS	FY16 ADOPTED	FY17 WORKSESSION
340 CHARGES FOR SERVICES			
341200 ZONING FEES	456,197	325,000	350,000
341320 SCHOOL ADMIN FEE	121,757	115,000	120,000
341359 ADMIN FEE - MSBU FUNDS	1,800	11,300	11,300
341520 SHERIFFS FEES	512,959	531,500	531,500
341910 ADDRESSING FEES	10,190	15,000	15,000
342100 REIMBURSEMENT - SHERIFF	2,362,894	2,333,168	2,333,168
342320 HOUSING OF PRISONERS	2,205,396	2,817,500	2,817,500
342330 INMATE FEES	263,647	232,000	232,000
342390 HOUSING OF PRISONER-OTHER	45,113	45,000	45,000
342430 EMERGENCY MGMT	3,338	5,000	5,000
342530 SHERIFF - IRON BRIDGE	216,000	216,000	217,600
342560 ENGINEERING		300,000	300,000
342910 INMPOUND/IMMOBILIZATION	14,500	15,000	15,000
342920 SUPERVISOR - PAY	28,350	20,000	25,000
343900 OTHER PHYSICAL ENV FEES			
343901 TOWER COMM FEES	136,688	70,000	136,000
343902 FIBER WAN FEES	14,800	21,950	15,000
343903 REBAND 800 MHZ	388,712		
343904 SVC CHGS-OTH PHYSICAL ENVIRON	43,795	53,000	53,000
346400 ANIMAL CONTROL	216,458	210,000	210,000
347200 PARKS AND REC RED BUG	1,195,830	1,844,316	2,337,778
347201 PASSIVE PARKS AND TRAILS	33,602	30,000	30,000
347301 MUSEUM FEES	4,227	2,000	2,000
348880 SUPERVISION - PROBATION	604,351	600,000	650,000
348921 COURT INNOVATIONS	108,291	110,000	108,750
348922 LEGAL AID	108,291	110,000	108,750
348923 LAW LIBRARY	108,291	110,000	108,750
348924 JUVENILE ALTERNATIVE PROGRAMS	108,291	110,000	108,750
348930 STATE COURT FACILITY SURCHARGE	1,615,459	1,600,000	1,625,000
348993 CRIME PREVENTION	53,636	55,000	52,000
349100 SERVICE CHARGE-AGENCIES	70,492	75,000	75,000
349200 CONCURRENCY REVIEW	20,290	20,000	20,000
340 CHARGES FOR SERVICES Total	11,073,641	12,002,734	12,658,846

350 JUDGEMENTS FINES & FORFEITS

351145 INTERGOVERNMENT AGREEMENT			
351500 TRAFFIC CT PARKING FINES	8,185	15,000	10,000
351700 INTERGOVT RADIO PROGRAM	437,766	450,000	450,000
352100 LIBRARY	167,329	139,000	139,000
354200 CODE ENFORCEMENT	224,256	150,000	150,000
359901 ADULT DIVERSION	367,848	350,000	375,000
359902 COMMUNITY SVC INSURANCE	11,231	11,000	11,000
350 JUDGEMENTS FINES & FORFEITS Total	1,216,614	1,115,000	1,135,000

GENERAL FUND SUMMARY OF SOURCES

ACCOUNT MAJOR - OBJECT ACCOUNT	FY15 ACTUALS	FY16 ADOPTED	FY17 WORKSESSION
360 MISCELLANEOUS REVENUES			
361100 INTEREST ON INVESTMENTS	144,567	75,000	200,000
361132 INTEREST-TAX COLLECTOR	236		
361133 INTEREST-SHERIFF	1,029	1,000	1,000
362100 RENTS AND ROYALTIES	48,150	52,501	52,000
364100 FIXED ASSET SALE PROCEEDS	49,553	20,000	20,000
366100 CONTRIBUTIONS & DONATIONS	200		
366101 CONTRIBUTIONS PORT AUTHORITY	1,000,000	500,000	500,000
366175 SEMINOLE COUNTY HEROES MEMORIA	83,750		
367150 PAIN MANAGEMENT-GRWTH MGMT LON			
369100 TAX DEED SURPLUS	3,302		
369310 INSURANCE PROCEEDS	448		
369400 REIMBURSEMENTS			
369900 MISCELLANEOUS-OTHER	161,839	170,000	170,000
369910 COPYING FEES	56,523	52,500	52,500
369911 MAPS AND PUBLICATIONS	62	200	200
369912 MISCELLANEOUS - SHERIFF	477,725	636,000	636,000
369920 MISCELLANEOUS-ELECTION	2,583	4,000	4,000
369925 CC CONVENIENCE FEES	17,480	16,000	16,000
369930 REIMBURSEMENTS	301,585	100,000	100,000
369940 REIMBURSEMENTS - RADIOS	113,163	115,000	115,000
360 MISCELLANEOUS REVENUES Total	2,462,195	1,742,201	1,866,700
380 OTHER SOURCES			
381100 TRANSFER FROM FUND 30600	50,548	9,600	
386200 EXCESS FEES-CLERK	511,724		300,000
386300 EXCESS FEES-SHERIFF	217,167		100,000
386400 EXCESS FEES-TAX COLLECTOR	3,819,873	4,500,000	4,500,000
386500 EXCESS FEES-PROP APPRAISER	7,530		
386700 EXCESS FEES SUPERVISOR OF ELEC	451,428	400,000	400,000
388110 SALE OF CAPITAL ASSETS	1,800,000		
380 OTHER SOURCES Total	6,858,271	4,909,600	5,300,000
399 FUND BALANCE			
399999 BEGINNING FUND BALANCE		44,678,858	51,256,789
399 FUND BALANCE Total		44,678,858	51,256,789
Grand Total	194,654,377	240,991,108	256,501,901

GENERAL FUND SUMMARY OF USES

FUNCTION - PROGRAM	FY15 ACTUALS	FY16 ADOPTED	FY17 WORKSESSION
51 GENERAL GOVERNMENT			
01 BOARD OF COUNTY COMMISSIONERS	508,120	241,212	110,550
01 COUNTY ATTORNEY	681,213	373,750	127,219
01 COUNTY MANAGER	400,268	227,798	150,549
01 E-911	175,973	266,414	208,814
01 ECONOMIC DEV & COMMUNITY RELATIONS	237,773	116,537	116,002
01 HUMAN RESOURCES	332,370	290,722	69,255
01 ORGANIZATIONAL DEVELOPMENT	(15,362)	58,967	27,326
02 CLERK OF THE COURT	1,231,269	651,335	226,196
02 PROPERTY APPRAISER	4,768,610	4,939,049	5,199,562
02 SUPERVISOR OF ELECTIONS	2,875,691	3,226,579	2,919,718
02 TAX COLLECTOR	6,363,279	6,825,792	7,180,750
04 GREENWAYS & TRAILS	119,945	217,344	69,666
07 CAPITAL PROJECTS DELIVERY	562,073	5,745	
07 FACILITIES	4,798,140	4,678,848	5,202,913
07 FLEET MANAGEMENT	378,739	250,365	398,505
11 BUILDING	28,345	44,430	50,239
11 DEV SVCS BUSINESS OFFICE	582,802	436,285	498,029
11 PLANNING AND DEVELOPMENT	1,345,794	1,693,582	1,564,252
14 DOCUMENT MANAGEMENT	554,798	508,762	30,255
14 ENTERPRISE APPLICATION DEVELOP	729,339	144,130	851,521
14 ENTERPRISE ARCHITECTURE	29,480		
14 GEOGRAPHIC INFORMATION SYSTEMS	453,427	274,272	255,823
14 IS BUSINESS OFFICE	114,712	23,055	87,015
14 NETWORK INFRASTRUCTURE SUPPORT	125,759	15,447	81,884
14 TELEPHONE SUPPORT & MAINTENANC	97,744	734	144,436
14 WORKSTATION SUPPORT & MAINTENA	104,616	339,822	95,192
18 CENTRAL CHARGES	1,442,506	1,612,150	628,940
18 MAIL SERVICES	5,050	17,203	138,478
18 OFFICE OF MANAGEMENT & BUDGET	207,751	166,272	169,765
18 PRINTING SERVICES	2,568	5,895	60,320
18 PURCHASING AND CONTRACTS	485,664	221,575	112,946
18 RESOURCE MGT - BUSINESS OFFICE	169,632	103,641	130,926
51 GENERAL GOVERNMENT Total	29,898,088	27,977,712	26,907,047

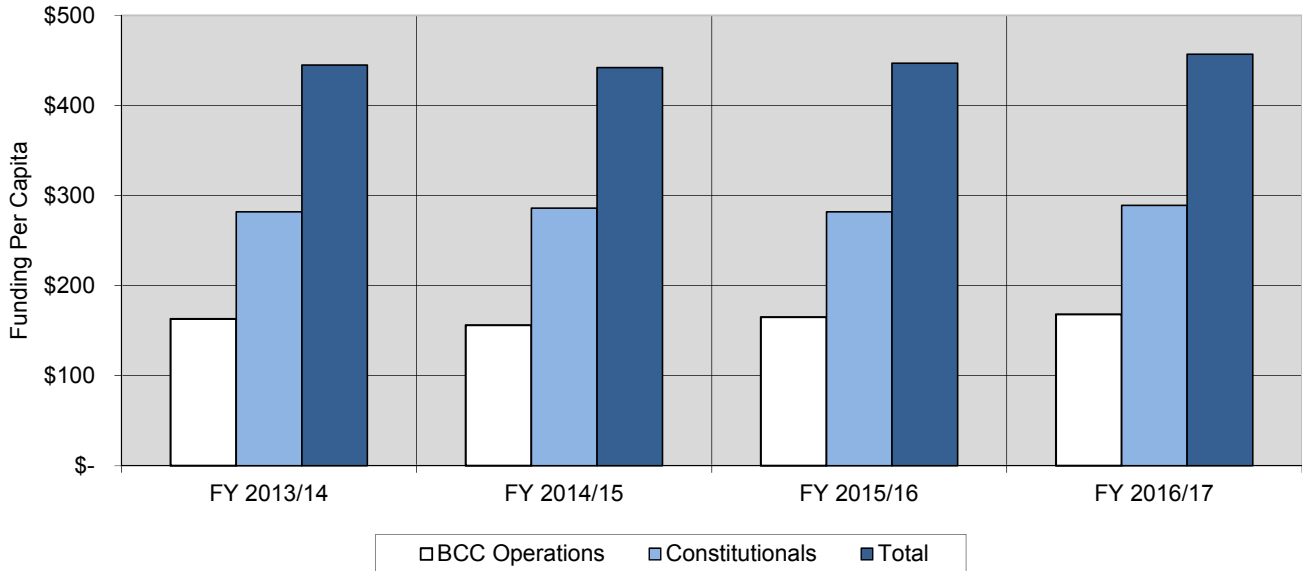
GENERAL FUND SUMMARY OF USES

FUNCTION - PROGRAM	FY15 ACTUALS	FY16 ADOPTED	FY17 WORKSESSION
52 PUBLIC SAFETY			
01 ANIMAL SERVICES	2,002,530	2,237,597	2,565,396
01 EMERGENCY MANAGEMENT	475,650	643,645	1,034,932
01 TELECOMMUNICATIONS	1,030,655	1,093,445	1,325,490
02 JAIL OPERATION AND MAINTENANCE	35,690,853	36,369,777	38,069,784
02 JUDICIAL SECURITY	5,018,400	4,770,000	4,998,068
02 LAW ENFORCEMENT	72,122,296	71,665,161	75,372,719
05 EMERGENCY COMMUNICATIONS	2,154,149	2,469,398	2,435,696
05 EMS PERFORMANCE MANAGEMENT	229,837	271,292	269,955
05 FIRE BUSINESS OFFICE	415,273	265,099	143,605
52 PUBLIC SAFETY Total	119,139,641	119,785,414	126,215,644
53 PHYSICAL ENVIRONMENT			
07 MOSQUITO CONTROL	542,726	589,677	792,523
07 WATER QUALITY	1,090,906	1,229,856	1,191,725
53 PHYSICAL ENVIRONMENT Total	1,633,632	1,819,533	1,984,248
54 TRANSPORTATION			
04 GREENWAYS & TRAILS	1,099,161	1,137,632	1,150,314
54 TRANSPORTATION Total	1,099,161	1,137,632	1,150,314
55 ECONOMIC ENVIRONMENT			
01 ECONOMIC DEV & COMMUNITY RELATIONS		-	31,965
11 DEVELOPMENT REVIEW ENGINEERING	8,897	682,620	781,220
18 CENTRAL CHARGES	3,705,330	4,173,247	2,070,047
55 ECONOMIC ENVIRONMENT Total	3,714,227	4,855,867	2,883,232
56 HUMAN SERVICES			
02 LAW ENFORCEMENT	436,440	507,877	519,030
06 COMMUNITY SVCS BUSINESS OFFICE	591,892	678,034	942,710
06 COUNTY HEALTH DEPARTMENT	1,060,031	1,274,383	1,316,863
06 COUNTY LOW INCOME ASSISTANCE	2,131,204	2,285,160	2,505,893
06 MANDATED SERVICES - COMMUNITY	5,662,340	5,948,331	6,079,483
06 VETERANS' SERVICES	178,678	159,966	218,251
18 RECIPIENT AGENCY GRANTS	3,487	441	
56 HUMAN SERVICES Total	10,064,072	10,854,190	11,582,228

GENERAL FUND SUMMARY OF USES

FUNCTION - PROGRAM	FY15 ACTUALS	FY16 ADOPTED	FY17 WORKSESSION
57 CULTURE/RECREATION			
04 EXTENSION SERVICE	337,189	378,495	464,063
04 GREENWAYS & TRAILS	1,516,954	1,634,289	1,782,384
04 LEISURE BUSINESS OFFICE	679,380	712,781	740,549
04 LIBRARY SERVICES	5,544,542	6,110,429	6,322,355
04 NATURAL LANDS	227,941	246,549	268,014
04 PASSIVE PARKS		18,000	
04 RECREATIONAL ACTIVITIES & PROG	3,338,140	4,317,130	5,554,017
57 CULTURE/RECREATION Total	11,644,147	13,417,672	15,131,380
60 COURT ADMINISTRATION			
02 CLERK OF THE COURT	229,772	251,004	191,725
03 GUARDIAN AD LITEM	98,978	155,593	147,310
03 JUDICIAL	2,300,435	2,893,781	2,514,593
03 LAW LIBRARY	110,303	113,589	110,751
03 LEGAL AID	330,808	345,686	344,372
60 COURT ADMINISTRATION Total	3,070,296	3,759,654	3,308,752
58 TRANSFERS			
99 NON DEPARTMENTAL	13,174,743	14,172,083	16,066,313
58 TRANSFERS Total	13,174,743	14,172,083	16,066,313
59 RESERVES			
99 NON DEPARTMENTAL		43,211,351	51,272,743
59 RESERVES Total		43,211,351	51,272,743
Grand Total	193,438,008	240,991,108	256,501,901

**General Fund
Funding Per Capita
BCC Operations and Constitutional Officers**



	FY 2013/14		FY 2014/15		FY 2015/16		FY 2016/17	
	Actuals	Funding Per Capita	Actuals	Funding Per Capita	Adopted	Funding Per Capita	*Requested	Funding Per Capita
BCC Operations	\$ 70,243,294	\$ 163	\$ 68,394,709	\$ 156	\$ 72,976,465	\$ 165	\$ 75,357,751	\$ 168
Constitutionals	121,381,266	282	125,043,299	286	124,803,292	282	129,871,407	289
Total	\$ 191,624,560	\$ 445	\$ 193,438,008	\$ 442	197,779,757	\$ 447	205,229,158	\$ 457
Reserves**					43,211,351		51,272,743	
					<u>\$ 240,991,108</u>		<u>\$ 256,501,901</u>	
	Actuals		Actuals		Adopted		*Requested	
Population	<u>431,074</u>		<u>437,086</u>		<u>442,903</u>		<u>449,144</u>	

*Population estimates for FY 2016/17 are not yet provided.

**Reserves are budgeted only. They do not have any actual expenditures.

General Fund is Fund 00100 only.



PERSONAL SERVICES OVERVIEW

OVERVIEW

The FY 2016/17 Proposed Budget for Personal Services is \$5.1M more than the prior year's budget primarily due to a 3% proposed increase in salaries/benefits and additional CW FTE requests (see FY17 Position Requests Detail Report):

	FY15 ACTUALS	FY16 ADOPTED	FY17 REQUEST	BUDGET VARIANCE
512 SALARIES & WAGES	62,425,759	69,266,782	71,571,327	2,304,545
514 OVERTIME	5,911,215	5,496,866	5,276,755	(220,111)
515 SPECIAL PAY & HOLIDAY PAY	183,487	980,692	1,012,642	31,950
521 FICA TAXES	5,021,143	5,647,879	5,932,834	284,955
522 RETIREMENT CONTRIBUTIONS	8,546,460	9,767,374	10,411,012	643,639
523 LIFE AND HEALTH INSURANCE	12,960,143	15,128,144	16,531,842	1,403,698
524 WORKERS' COMPENSATION	1,373,386	2,355,583	3,037,563	681,980
Grand Total	96,421,593	108,643,318	113,773,975	5,130,657

FY 17 POSITIONS BY DEPARTMENT

	FTE's	HEAD COUNT
01 ADMINISTRATION DEPT	106.2	106.2
02 CONSTITUTIONAL OFFICERS DEPT	32.0	32.0
03 COURT SUPPORT DEPT	7.0	7.0
04 LEISURE SERVICES DEPT	150.1	179.0
05 FIRE DEPT	466.9	470.0
06 COMMUNITY SERVICES DEPT	37.0	37.0
07 PUBLIC WORKS DEPT	233.3	236.0
08 ENVIRONMENTAL SERVICES DEPT	206.0	206.0
11 DEVELOPMENT SERVICES DEPT	67.8	67.8
14 INFORMATION SERVICES DEPT	32.0	32.0
18 RESOURCE MANAGEMENT DEPT	40.5	41.0
Grand Total	1,378.8	1,414.0

COUNTYWIDE POSITION SUMMARY

BCC Departments	FY 2012/13 ADOPTED FTE	FY 2013/14 ADOPTED FTE	FY 2014/15 ADOPTED FTE	FY 2015/16 ADOPTED FTE	FY 2016/17 WORKSESSION FTE
ADMINISTRATION	51.80	51.00	50.85	53.95	106.20
COMMUNITY SERVICES	37.00	37.00	39.00	42.00	37.00
COURT SUPPORT	8.00	7.00	7.00	7.00	7.00
DEVELOPMENT SERVICES	56.00	52.00	50.15	65.80	67.80
ENVIRONMENTAL SERVICES	193.00	197.00	201.00	203.00	206.00
INFORMATION SERVICES	40.75	42.00	32.00	32.00	32.00
LEISURE SERVICES	135.12	134.12	135.12	147.12	150.10
FIRE DEPARTMENT	497.92	497.92	498.42	540.22	466.90
PUBLIC WORKS	237.50	234.50	234.25	229.05	233.30
RESOURCE MANAGEMENT	40.00	39.00	40.00	36.00	40.50
TOTAL BCC	1,297.09	1,291.54	1,287.79	1,356.14	1,346.80

Constitutional Officers	FY 2012/13 ADOPTED FTE	FY 2013/14 ADOPTED FTE	FY 2014/15 ADOPTED FTE	FY 2015/16 ADOPTED FTE	FY 2016/17 WORKSESSION FTE
CLERK OF COURT	24.00	24.00	24.00	24.00	24.00
PROPERTY APPRAISER	53.00	53.00	53.00	53.00	53.00
SHERIFF	1196.50	1227.00	1247.00	1247.00	1279.00
SUPERVISOR OF ELECTIONS	16.00	16.00	16.00	16.00	16.00
TAX COLLECTOR	79.50	79.50	79.50	79.50	79.50
TOTAL CONSTITUTIONAL OFFICERS	1,369.00	1,399.50	1,419.50	1,419.50	1,451.50

Note:

- FY 2016/17 - Intern Positions are no longer included in the FTE count. Positions are counted as whole numbers unless split between programs.
- Public Safety has gone through an assessment changing the department name to "Fire Department" and the re-alignment of (52) personnel to the Administration Department.
- PAY/Probation moved from the Fire Department, formerly Public Safety, to the Constitutional Officers Department, re-aligning (32) positions.
- Tourism moved from Development Services to Administration transferring (3) positions.
- Mail Services and Printing Services moved from Administration to Resource Management transferring a total of (3) positions.

COUNTYWIDE FTE's BY FUND

	FTE's	HEADCOUNT
00100 GENERAL FUND*	494.2	528.2
00103 NATURAL LAND ENDOWMENT FUND	-	0.0
00110 ADULT DRUG COURT GRANT FUND	1.0	1.0
10101 TRANSPORTATION TRUST FUND	172.8	173.0
10400 BUILDING PROGRAM	37.9	37.9
11000 TOURIST DEVELOPMENT FUND	1.0	1.0
11001 PROFESS SPORTS FRANCHISE TAX	4.0	4.0
11200 FIRE PROTECTION FUND	393.0	393.0
11207 FIRE PROTECT FUND-CASSELBERRY	39.5	40.0
11400 COURT SUPP TECH FEE (ARTV)	4.0	4.0
11905 COMMUNITY SVC BLOCK GRANT	1.0	1.0
11908 DISASTER PREPAREDNESS	-	0.0
11919 COMMUNITY SVC GRANTS	1.0	1.0
11920 NEIGHBOR STABIL PROGRAM GRANT	0.5	0.5
11926 CITY OF SANFORD CDBG	1.0	1.0
11930 RESOURCE MANAGEMENT GRANTS	0.5	1.0
12015 SHIP AFFORDABLE HOUSING 14/15	0.5	0.5
12302 TEEN COURT	2.0	2.0
12500 EMERGENCY 911 FUND	4.5	4.5
13100 ECONOMIC DEVELOPMENT	2.7	2.7
13300 17/92 REDEVELOPMENT TI FUND	1.5	1.5
16000 MUNICIPAL SVS BENEFIT UNIT	4.0	4.0
30700 SPORTS COMPLEX/SOLDIERS CREEK	0.5	0.5
32100 NATURAL LANDS/TRAILS	0.5	0.5
40100 WATER AND SEWER FUND*	132.9	132.9
40201 SOLID WASTE FUND	73.1	73.1
50100 PROPERTY/CASUALTY INSURANCE FU	2.2	2.2
50200 WORKERS COMPENSATION FUND	1.8	1.8
50300 HEALTH INSURANCE FUND	1.3	1.3
Grand Total	1,378.8	1414.0

NOTE: TOTAL POSITION COSTS INCLUDE OVERTIME, LAPSE AND HOLIDAY PAY NOT ASSOCIATED WITH AN INDIVIDUAL FTE

*THESE FIGURES DO NOT INCLUDE \$1,127,502 IN PERSONAL SERVICES CONTRA BUDGETS THAT ARE USED TO ALLOCATE COUNTY STAFF TIME TO GRANTS / PROJECTS

FY 2016/17 POSITION REQUEST SUMMARY

NEW POSITIONS, RECLASSIFICATIONS, AND PROGRAM CHANGES	BUDGET CHANGE	FTE CHANGE
PROPOSED REQUESTS	1,451,241	25.0
00100 GENERAL FUND	583,718	13.0
00103 NATURAL LAND ENDOWMENT FUND	32,448	-
10101 TRANSPORTATION TRUST FUND	(71,887)	(2.0)
10400 BUILDING PROGRAM	110,377	1.0
11200 FIRE PROTECTION FUND	373,222	6.0
11560 2014 INFRASTRUCTURE SALES TAX	307,450	4.0
30700 SPORTS COMPLEX/SOLDIERS CREEK	(46,860)	(0.5)
32100 NATURAL LANDS/TRAILS	46,860	0.5
40100 WATER AND SEWER FUND	81,681	2.0
40201 SOLID WASTE FUND	34,233	1.0
CURRENTLY UNFUNDED REQUESTS	589,340	12.4
00100 GENERAL FUND	430,504	9.3
10400 BUILDING PROGRAM	3,729	0.1
11200 FIRE PROTECTION FUND	96,587	2.0
11560 2014 INFRASTRUCTURE SALES TAX	37,656	1.0
12500 EMERGENCY 911 FUND	1,338	-
40100 WATER AND SEWER FUND	19,525	-
Grand Total	2,040,581	37.4

NOTE: TEMPORARY INTERNS ARE NOT INCLUDED IN THE FTE COUNT (SEE FUND 00103 NATURAL LANDS ENDOWMENT)

COUNTYWIDE POSITION REQUESTS

LOG #	POSITION TITLE FROM	POSITION TITLE TO	BU NAME	BUDGET CHANGE	FTE CHANGE
PROPOSED REQUESTS				1,451,241	25.0
00100 GENERAL FUND				583,718	13.0
NEW POSITION REQUESTS					
1	NEW	PROJECT MANAGER II	055600 - EMERGENCY MANAGEMEN	63,706	1.0
11	NEW	PARKS SUPERVISOR	043818 - SOLDIERS CREEK	63,706	1.0
13	NEW	CREW CHIEF	043818 - SOLDIERS CREEK	37,288	1.0
14	NEW	RECREATION SPECIALIST	043818 - SOLDIERS CREEK	34,233	1.0
15	NEW	RECREATION SPECIALIST	043818 - SOLDIERS CREEK	34,233	1.0
17	NEW	MAINTENANCE WORKER I	043818 - SOLDIERS CREEK	28,798	1.0
18	NEW	MAINTENANCE WORKER I	043818 - SOLDIERS CREEK	28,798	1.0
19	NEW	MAINTENANCE WORKER I	043818 - SOLDIERS CREEK	14,399	0.5
20	NEW	MAINTENANCE WORKER I	043818 - SOLDIERS CREEK	14,399	0.5
68	NEW	MOSQUITO CONTROL TECH II	077431 - MOSQUITO CONTROL	37,288	1.0
69	NEW	MOSQUITO CONTROL TECH	077431 - MOSQUITO CONTROL	34,233	1.0
89	NEW	PROGRAM MANAGER I	066200 - COMMUNITY ASSISTANCE	76,447	1.0
115	NEW	QUALITY ASSURANCE INSPECTOR	010540 - FLEET MANAGEMENT	78,000	1.0
116	NEW	QUALITY ASSURANCE INSPECTOR	010540 - FLEET MANAGEMENT	39,000	1.0
RECLASSIFICATIONS					
30	PLANNING COORDINATOR	PROGRAM MANAGER	110100 - PLANNING/DEVELOPMENT	2,784	-
66	STAFF ASST	MANAGEMENT SPECIALIST	044300 - EXTENSION SERVICE	4,462	-
70	MOSQUITO CONTROL TECH	MOSQUITO CONTROL TECH	077431 - MOSQUITO CONTROL	5,435	-
71	MOSQUITO CONTROL TECH	MOSQUITO CONTROL TECH	077431 - MOSQUITO CONTROL	5,435	-
95	ANIMAL SERVICES OFFICER	ANIMAL SERVICES CRUELTY INVEST	056200 - ANIMAL SERVICES	4,398	-
97	ANIMAL SERVICES OFFICER	ANIMAL SERVICES CRUELTY INVEST	056200 - ANIMAL SERVICES	4,347	-
FUND/PROGRAM CHANGES					
31	PROGRAM MANAGER I	PROGRAM MANAGER I	110100 - PLANNING/DEVELOPMENT	(27,669)	-
00103 NATURAL LAND ENDOWMENT FUND				32,448	-
NEW POSITION REQUESTS					
4	NEW	INTERN	113010 - NATURAL LANDS ENDOWM	16,224	-
5	NEW	INTERN	113010 - NATURAL LANDS ENDOWM	16,224	-
10101 TRANSPORTATION TRUST FUND				(71,887)	(2.0)
ELIMINATE VACANCT POSITION					
117	EQUIPMENT OPERATOR I	EQUIPMENT OPERATOR I	077442 - COUNTYWIDE SUPPORT TE	(35,944)	(1.0)
118	EQUIPMENT OPERATOR I	EQUIPMENT OPERATOR I	077442 - COUNTYWIDE SUPPORT TE	(35,944)	(1.0)
10400 BUILDING PROGRAM				110,377	1.0
NEW POSITION REQUESTS					
33	NEW	CUSTOMER SERVICE SUPERVISOR	110404 - BUILDING - 10400	42,702	1.0
RECLASSIFICATIONS					
34	OFFICE SUPERVISOR	CUSTOMER SERVICE SUPERVISOR	110404 - BUILDING - 10400	-	-

COUNTYWIDE POSITION REQUESTS

LOG #	POSITION TITLE FROM	POSITION TITLE TO	BU NAME	BUDGET CHANGE	FTE CHANGE
FUND/PROGRAM CHANGES					
31	PROGRAM MANAGER I	PROGRAM MANAGER I	110404 - BUILDING - 10400	55,675	-
RETENTION PROGRAM					
42	N/A	PERMIT TECH RETENTION	110404 - BUILDING - 10400	12,000	-
11200 FIRE PROTECTION FUND				373,222	6.0
NEW POSITION REQUESTS					
79	NEW	FIREFIGHTER	056100 - FIRE RESCUE - OPERATIONS	74,313	1.0
80	NEW	FIREFIGHTER	056100 - FIRE RESCUE - OPERATIONS	74,313	1.0
81	NEW	FIREFIGHTER	056100 - FIRE RESCUE - OPERATIONS	74,313	1.0
82	NEW	FIREFIGHTER	056100 - FIRE RESCUE - OPERATIONS	61,913	1.0
83	NEW	FIREFIGHTER	056100 - FIRE RESCUE - OPERATIONS	61,913	1.0
84	NEW	FIREFIGHTER	056100 - FIRE RESCUE - OPERATIONS	61,913	1.0
RECLASSIFICATIONS					
93	DIVISION CHIEF (40 HOUR)	PLANS EXAMINER	056104 - FIRE INSPECTIONS	(35,456)	-
11560 2014 INFRASTRUCTURE SALES TAX				307,450	4.0
NEW POSITION REQUESTS					
26	NEW	SURVEY/ENGINEERING CAD TECHN	077459 - SIDEWALK REPAIRS	48,750	1.0
75	NEW	PROJECT COORDINATOR	077501 - ENGINEERING	72,800	1.0
76	NEW	PROFESSIONAL ENGINEER (DESIGN)	077501 - ENGINEERING	110,500	1.0
77	NEW	ENGINEERING TECHNICIAN	077501 - ENGINEERING	75,400	1.0
30700 SPORTS COMPLEX/SOLDIERS CREEK				(46,860)	(0.5)
FUND/PROGRAM CHANGES					
67	PROJECT MANAGER II	PROJECT MANAGER II	SPORTS / SOLDIERS BOND FUND	(46,860)	(0.5)
32100 NATURAL LANDS/TRAILS				46,860	0.5
FUND/PROGRAM CHANGES					
67	PROJECT MANAGER II	PROJECT MANAGER II	NATURAL LANDS FUND	46,860	0.5
40100 WATER AND SEWER FUND				81,681	2.0
NEW POSITION REQUESTS					
47	NEW	UTILITY BILLING SPECIALIST	087002 - WATER AND SEWER BILLIN	39,153	1.0
48	NEW	PLANT MECHANIC II	087806 - WATER OPERATIONS	48,750	1.0
RECLASSIFICATIONS					
52	CUSTOMER SERVICE REPRESENTATIVE	UTILITY BILLING SPECIALIST	087002 - WATER AND SEWER BILLIN	2,343	-
53	CUSTOMER SERVICE REPRESENTATIVE	UTILITY BILLING SPECIALIST	087002 - WATER AND SEWER BILLIN	2,038	-
62	DISTRIBUTION TECH	LEAD DISTRIBUTION TECH	087806 - WATER OPERATIONS	1,903	-
63	DISTRIBUTION TECH	LEAD DISTRIBUTION TECH	087806 - WATER OPERATIONS	1,907	-
64	PRINCIPAL ENGINEER	INDUSTRIAL PROGRAMMER	087806 - WATER OPERATIONS	(14,413)	-
40201 SOLID WASTE FUND				34,233	1.0
NEW POSITION REQUESTS					
49	NEW	HAZARDOUS WASTE TECHNICIAN	087907 - COMPLIANCE & PROGRAM	34,233	1.0

COUNTYWIDE POSITION REQUESTS

LOG #	POSITION TITLE FROM	POSITION TITLE TO	BU NAME	BUDGET CHANGE	FTE CHANGE
CURRENTLY UNFUNDED REQUESTS				589,340	12.4
00100 GENERAL FUND				430,504	9.3
NEW POSITION REQUESTS					
12	NEW	ASST. PARKS SUPERVISOR	043818 - SOLDIERS CREEK	44,319	1.0
16	NEW	RECREATION SPECIALIST	043818 - SOLDIERS CREEK	17,116	0.5
21	NEW	MAINTENANCE WORKER I	043816 - SANLANDO PARK	28,798	1.0
22	NEW	MAINTENANCE WORKER I	043816 - SANLANDO PARK	14,399	0.5
23	NEW	MAINTENANCE WORKER I	043836 - SEM COUNTY SOFTBALL CC	28,798	1.0
24	NEW	MAINTENANCE WORKER I	043836 - SEM COUNTY SOFTBALL CC	14,399	0.5
25	NEW	MAINTENANCE WORKER I	043836 - SEM COUNTY SOFTBALL CC	14,399	0.5
28	NEW	PROGRAM SPECIALIST (SCAN)	110100 - PLANNING/DEVELOPMENT	33,559	0.9
39	NEW	CRS COORDINATOR/NATURAL RESC	110810 - DEVELOPMENT REVIEW EN	63,706	1.0
46	NEW	ADOPTION COORDINATOR	056200 - ANIMAL SERVICES	37,288	1.0
UNFREEZE					
6	LIBRARY CLERK PT	LIBRARY CLERK PT	044213 - CENTRAL BRANCH	15,696	-
7	LIBRARY CLERK PT	LIBRARY CLERK PT	044213 - CENTRAL BRANCH	15,696	-
8	LIBRARY CLERK PT	LIBRARY CLERK PT	044213 - CENTRAL BRANCH	15,696	-
9	LIBRARY CLERK PT	LIBRARY CLERK PT	044213 - CENTRAL BRANCH	15,696	-
RECLASSIFICATIONS					
29	SENIOR FINANCIAL ANALYST	FINANCIAL MANAGER	110100 - PLANNING/DEVELOPMENT	3,220	-
85	PLANNING TECHNICIAN I	911 ADDRESSING SUPPORT SPECIALIST	110405 - ADDRESSING	4,851	-
86	PLANNING TECHNICIAN I	911 ADDRESSING SUPPORT SPECIALIST	110405 - ADDRESSING	-	-
87	PROGRAM SPECIALIST	PUBLIC SAFETY SPECIALIST	055600 - EMERGENCY MANAGEMENT	1,338	-
88	MITIGATION/RECOVERY COORDINATOR	PROGRAM COORDINATOR	055600 - EMERGENCY MANAGEMENT	2,263	-
90	ADMINISTRATIVE ASSISTANT	CUSTOMER SERVICE MANAGER	066000 - COMMUNITY SERVICES ADMINISTRATION	3,461	-
94	ANIMAL SERVICES OFFICER	ANIMAL SERVICES CRUELTY INVESTIGATOR	056200 - ANIMAL SERVICES	4,148	-
96	ANIMAL SERVICES OFFICER	ANIMAL SERVICES CRUELTY INVESTIGATOR	056200 - ANIMAL SERVICES	4,509	-
PART TIME TO FULL TIME					
73	MOSQUITO CONTROL TECH	MOSQUITO CONTROL TECH	077431 - MOSQUITO CONTROL	14,399	0.5
74	MOSQUITO CONTROL TECH	MOSQUITO CONTROL TECH	077431 - MOSQUITO CONTROL	14,399	0.5
10	MUSEUM COORDINATOR	MUSEUM COORDINATOR	044500 - HISTORICAL MUSEUM	18,352	0.4
10400 BUILDING PROGRAM				3,729	0.1
NEW POSITION REQUESTS					
28	NEW	PROGRAM SPECIALIST (SCAN)	110404 - BUILDING - 10400	3,729	0.1
11200 FIRE PROTECTION FUND				96,587	2.0
NEW POSITION REQUESTS					
91	NEW	FIRE INSPECTOR I	056104 - FIRE INSPECTIONS	48,294	1.0
92	NEW	FIRE INSPECTOR I	056104 - FIRE INSPECTIONS	48,294	1.0
11560 2014 INFRASTRUCTURE SALES TAX				37,656	1.0
NEW POSITION REQUESTS					
78	NEW	CUSTOMER SERVICE REPRESENTATIVE	077501 - ENGINEERING	37,656	1.0

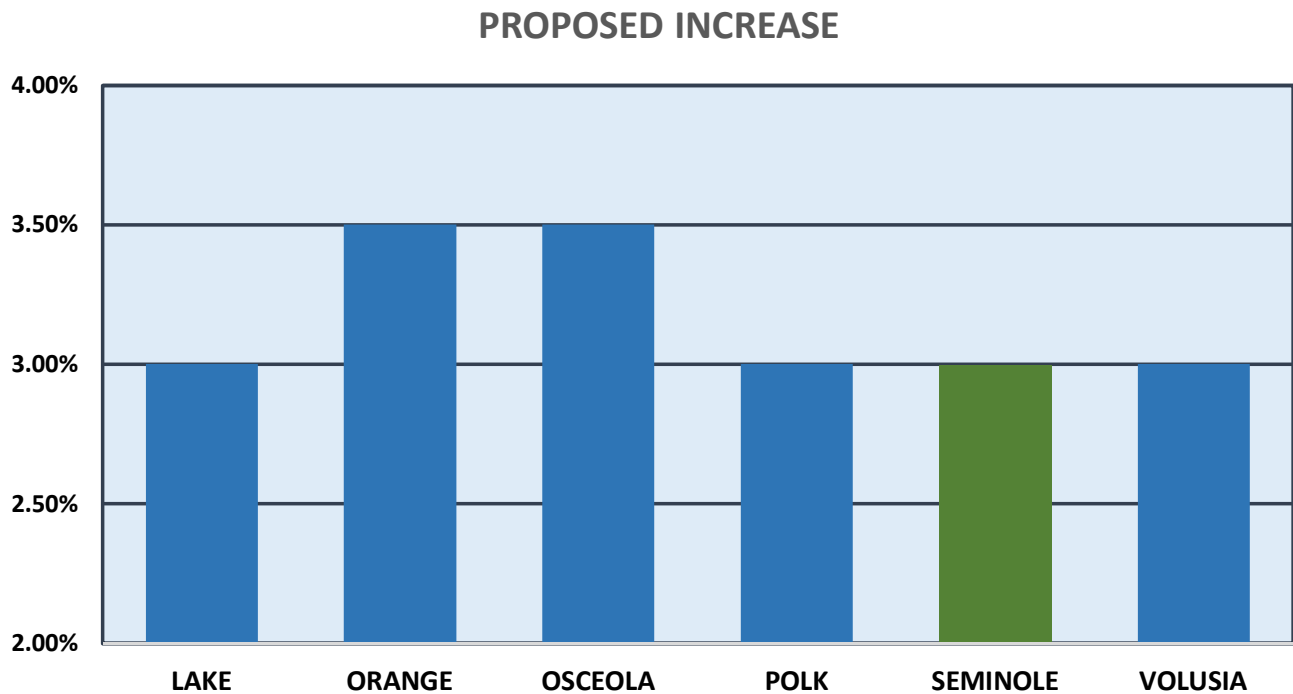
COUNTYWIDE POSITION REQUESTS

LOG #	POSITION TITLE FROM	POSITION TITLE TO	BU NAME	BUDGET CHANGE	FTE CHANGE
12500 EMERGENCY 911 FUND				1,338	-
RECLASSIFICATIONS					
87	PROGRAM SPECIALIST	PUBLIC SAFETY SPECIALIST	055725 - E-911 (12500)	1,338	-
40100 WATER AND SEWER FUND				19,525	-
RECLASSIFICATIONS					
50	CUSTOMER SERVICE MANAGER	CUSTOMER SERVICE AND BILLING MANAGER	087002 - WATER AND SEWER BILLING	5,056	-
51	OFFICE SUPERVISOR	UTILITY BILLING SUPERVISOR	087002 - WATER AND SEWER BILLING	958	-
54	CUSTOMER SERVICE SUPERVISOR	UTILITY CUSTOMER SERVICE SUPERVISOR	087002 - WATER AND SEWER BILLING	985	-
55	CUSTOMER SERVICE REPRESENTATIVE	UTILITY CUSTOMER SERVICE REPRESENTATIVE	087002 - WATER AND SEWER BILLING	3,055	-
56	CUSTOMER SERVICE REPRESENTATIVE	UTILITY CUSTOMER SERVICE REPRESENTATIVE	087002 - WATER AND SEWER BILLING	-	-
57	CUSTOMER SERVICE REPRESENTATIVE	UTILITY CUSTOMER SERVICE REPRESENTATIVE	087002 - WATER AND SEWER BILLING	3,147	-
58	CUSTOMER SERVICE REPRESENTATIVE	UTILITY CUSTOMER SERVICE REPRESENTATIVE	087002 - WATER AND SEWER BILLING	3,147	-
59	CUSTOMER SERVICE REPRESENTATIVE	UTILITY CUSTOMER SERVICE REPRESENTATIVE	087002 - WATER AND SEWER BILLING	3,177	-
60	CUSTOMER SERVICE REPRESENTATIVE	UTILITY CUSTOMER SERVICE REPRESENTATIVE	087002 - WATER AND SEWER BILLING	-	-

PROPOSED FY17 SALARY ADJUSTMENTS SURROUNDING COUNTIES

County Staff performed a survey of surrounding Counties to find the salary adjustments being proposed for FY 2016/17. The five Counties who responded have an average increase of 3.2% with the results detailed below.

**Excludes Union Employees



TEMPORARY INTERN POSITIONS

DEPARTMENT - PROGRAM	PROGRAM	POSITION TITLE	HEAD COUNT
00100 GENERAL FUND	01 HUMAN RESOURCES	HR INTERN	1.0
00100 GENERAL FUND	07 MOSQUITO CONTROL	MOSQUITO CONTROL INTERN	1.0
00100 GENERAL FUND	07 WATER QUALITY	INTERN - WATER QUALITY	2.0
00103 NATURAL LAND ENDOWMENT FUND	04 NATURAL LANDS	INTERN	2.0
11908 DISASTER PREPAREDNESS	01 EMERGENCY MANAGEMENT	INTERN	2.0
11908 DISASTER PREPAREDNESS	01 EMERGENCY MANAGEMENT	INTERN-TRAINING AND EXERCISE	1.0
Grand Total			9.0

*These positions are not included in the Countywide FTE figures. They can not be filled for more than 6 months.

COUNTYWIDE POSITIONS

DEPARTMENT - PROGRAM	FTE's	POSITIONS*
01 ADMINISTRATION DEPT		
01 17-92 COMMUNITY REDEVELOPMENT	1.5	1.5
01 ANIMAL SERVICES	30.0	30.0
01 BENEFITS	1.3	1.3
01 BOARD OF COUNTY COMMISSIONERS	10.0	10.0
01 COUNTY ATTORNEY	13.0	13.0
01 COUNTY MANAGER	6.0	6.0
01 E-911	7.5	7.5
01 ECONOMIC DEV & COMMUNITY RELATIONS	12.7	12.7
01 EMERGENCY MANAGEMENT	4.5	4.5
01 HUMAN RESOURCES	8.8	8.8
01 ORGANIZATIONAL DEVELOPMENT	1.0	1.0
01 TELECOMMUNICATIONS	10.0	10.0
01 ADMINISTRATION DEPT Total	106.2	106.2
02 CONSTITUTIONAL OFFICERS DEPT		
02 PROBATION	26.0	26.0
02 PROSECUTION ALTERNATIVE FOR YOUTHS	6.0	6.0
02 CONSTITUTIONAL OFFICERS DEPT Total	32.0	32.0
03 COURT SUPPORT DEPT		
03 ARTICLE V COURT TECHNOLOGY	4.0	4.0
03 GUARDIAN AD LITEM	1.0	1.0
03 JUDICIAL	2.0	2.0
03 COURT SUPPORT DEPT Total	7.0	7.0
04 LEISURE SERVICES DEPT		
04 EXTENSION SERVICE	7.0	7.0
04 GREENWAYS & TRAILS	14.0	14.0
04 LEISURE BUSINESS OFFICE	6.0	6.0
04 LIBRARY SERVICES	69.0	88.0
04 NATURAL LANDS	2.5	2.5
04 RECREATIONAL ACTIVITIES & PROG	51.6	61.5
04 LEISURE SERVICES DEPT Total	150.1	179.0
05 FIRE DEPT		
05 CASSELBERRY EMS/FIRE	39.5	40.0
05 EMERGENCY COMMUNICATIONS	33.4	36.0
05 EMS/FIRE/RESCUE	384.0	384.0
05 FIRE BUSINESS OFFICE	1.0	1.0
05 FIRE PREVENTION BUREAU	9.0	9.0
05 FIRE DEPT Total	466.9	470.0

*All positions are whole numbers unless they are split between programs.

COUNTYWIDE POSITIONS

DEPARTMENT - PROGRAM	FTE's	POSITIONS*
06 COMMUNITY SERVICES DEPT		
06 COMMUNITY DEVELOPMENT GRANTS	2.0	2.0
06 COMMUNITY SVCS BUSINESS OFFICE	9.0	9.0
06 COUNTY LOW INCOME ASSISTANCE	19.0	19.0
06 GRANT LOW INCOME ASSISTANCE	2.0	2.0
06 TEEN COURT	2.0	2.0
06 VETERANS' SERVICES	3.0	3.0
06 COMMUNITY SERVICES DEPT Total	37.0	37.0
07 PUBLIC WORKS DEPT		
07 CAPITAL PROJECTS DELIVERY	27.1	27.3
07 ENGINEERING PROF SUPPORT	0.7	0.7
07 FACILITIES	39.0	39.0
07 FLEET MANAGEMENT	4.0	4.0
07 LAND MANAGEMENT	3.0	3.0
07 MOSQUITO CONTROL	10.5	13.0
07 PUBLIC WORKS BUSINESS OFFICE	2.0	2.0
07 ROADS-STORMWATER R&M	107.0	107.0
07 TRAFFIC OPERATIONS	33.0	33.0
07 WATER QUALITY	7.0	7.0
07 PUBLIC WORKS DEPT Total	233.3	236.0
08 ENVIRONMENTAL SERVICES DEPT		
08 CENTRAL TRANSFER STATION OPERA	27.0	27.0
08 ES BUSINESS OFFICE	20.0	20.0
08 LANDFILL OPERATIONS PROGRAM	20.0	20.0
08 SW-COMPLIANCE & PROGRAM MANAGE	24.0	24.0
08 UTILITIES ENGINEERING PROGRAM	17.0	17.0
08 WASTEWATER OPERATIONS	36.0	36.0
08 WATER OPERATIONS	62.0	62.0
08 ENVIRONMENTAL SERVICES DEPT Total	206.0	206.0
11 DEVELOPMENT SERVICES DEPT		
11 BUILDING	37.9	37.9
11 DEV SVCS BUSINESS OFFICE	3.9	3.9
11 DEVELOPMENT REVIEW ENGINEERING	8.0	8.0
11 PLANNING AND DEVELOPMENT	18.0	18.0
11 DEVELOPMENT SERVICES DEPT Total	67.8	67.8

*All positions are whole numbers unless they are split between programs.

COUNTYWIDE POSITIONS

DEPARTMENT - PROGRAM	FTE's	POSITIONS*
14 INFORMATION SERVICES DEPT		
14 DOCUMENT MANAGEMENT	3.0	3.0
14 ENTERPRISE APPLICATION DEVELOP	8.0	8.0
14 GEOGRAPHIC INFORMATION SYSTEMS	4.0	4.0
14 IS BUSINESS OFFICE	4.0	4.0
14 NETWORK INFRASTRUCTURE SUPPORT	7.0	7.0
14 TELEPHONE SUPPORT & MAINTENANC	6.0	6.0
14 INFORMATION SERVICES DEPT Total	32.0	32.0
18 RESOURCE MANAGEMENT DEPT		
18 CENTRAL CHARGES		
18 MAIL SERVICES	2.0	2.0
18 MSBU PROGRAM	4.0	4.0
18 OFFICE OF MANAGEMENT & BUDGET	11.0	11.0
18 PRINTING SERVICES	1.0	1.0
18 PURCHASING AND CONTRACTS	13.0	13.0
18 RECIPIENT AGENCY GRANTS	1.5	2.0
18 RESOURCE MGT - BUSINESS OFFICE	4.0	4.0
18 RISK MANAGEMENT	4.0	4.0
18 RESOURCE MANAGEMENT DEPT Total	40.5	41.0
Grand Total	1,378.8	1414.0

*All positions are whole numbers unless they are split between programs.

OVERTIME

DEPARTMENT - PROGRAM	FY15 ACTUALS	FY16 ADOPTED	FY17 WORKSESSION	FY17 TO FY16 VARIANCE
01 ADMINISTRATION DEPT				
01 ANIMAL SERVICES	89,873	72,562	72,562	-
01 E-911			1,515	1,515
01 EMERGENCY MANAGEMENT	529		3,535	3,535
01 PROBATION	22,695	29,087		(29,087)
01 TELECOMMUNICATIONS	13,692	20,095	20,095	-
01 ADMINISTRATION DEPT Total	126,789	121,744	97,707	(24,037)
02 CONSTITUTIONAL OFFICERS DEPT				
02 LAW ENFORCEMENT			29,187	29,187
02 CONSTITUTIONAL OFFICERS DEPT Total			29,187	29,187
04 LEISURE SERVICES DEPT				
04 GREENWAYS & TRAILS	4,982			-
04 LIBRARY SERVICES	84			-
04 RECREATIONAL ACTIVITIES & PROG	9,047	12,808	12,808	-
04 LEISURE SERVICES DEPT Total	14,114	12,808	12,808	-
05 FIRE DEPT				
05 CASSELBERRY EMS/FIRE		454,500	252,500	(202,000)
05 EMERGENCY COMMUNICATIONS	400,189	300,000	300,000	-
05 EMS/FIRE/RESCUE	4,327,276	3,549,640	3,493,816	(55,824)
05 FIRE PREVENTION BUREAU	11,356	27,928	27,928	-
05 FIRE DEPT Total	4,738,821	4,332,068	4,074,244	(257,824)
06 COMMUNITY SERVICES DEPT				
06 PROSECUTION ALTERN FOR YOUTHS		100		(100)
06 TEEN COURT		600	600	-
06 COMMUNITY SERVICES DEPT Total		700	600	(100)
07 PUBLIC WORKS DEPT				
07 ENGINEERING PROF SUPPORT	192			-
07 FACILITIES	38,569	40,000	40,000	-
07 MOSQUITO CONTROL	14,444	9,398	9,398	-
07 ROADS-STORMWATER R&M	123,806	128,699	128,699	-
07 TRAFFIC OPERATIONS	157,255	220,006	220,006	-
07 WATER QUALITY	2,136	4,994	4,994	-
07 PUBLIC WORKS DEPT Total	336,401	403,097	403,097	-

OVERTIME

DEPARTMENT - PROGRAM	FY15 ACTUALS	FY16 ADOPTED	FY17 WORKSESSION	FY17 TO FY16 VARIANCE
08 ENVIRONMENTAL SERVICES DEPT				
08 CENTRAL TRANSFER STATION OPERA	86,311	85,000	94,000	9,000
08 ES BUSINESS OFFICE	1,705	5,200	2,000	(3,200)
08 LANDFILL OPERATIONS PROGRAM	47,619	40,000	42,000	2,000
08 SW-COMPLIANCE & PROGRAM MANAGE	14,442	12,000	15,000	3,000
08 UTILITIES ENGINEERING PROGRAM	6,692	17,500	12,500	(5,000)
08 WASTEWATER OPERATIONS	175,631	144,938	160,050	15,112
08 WATER OPERATIONS	301,675	279,500	279,000	(500)
08 ENVIRONMENTAL SERVICES DEPT Total	634,076	584,138	604,550	20,412
11 DEVELOPMENT SERVICES DEPT				
11 BUILDING	29,191	25,000	25,000	-
11 DEVELOPMENT REVIEW ENGINEERING			2,525	2,525
11 DEVELOPMENT SERVICES DEPT Total	29,191	25,000	27,525	2,525
14 INFORMATION SERVICES DEPT				
14 NETWORK INFRASTRUCTURE SUPPORT	13,515	8,750	13,200	4,450
14 TELEPHONE SUPPORT & MAINTENANC	17,787	8,561	13,837	5,276
14 WORKSTATION SUPPORT & MAINTENA				-
14 INFORMATION SERVICES DEPT Total	31,302	17,311	27,037	9,726
18 RESOURCE MANAGEMENT DEPT				
18 RECIPIENT AGENCY GRANTS	520			-
18 RESOURCE MANAGEMENT DEPT Total	520			-
Grand Total	5,911,215	5,496,866	5,276,755	(220,111)

PAY BANDS

Board of County Commissioners

All hourly rates are calculated based on 2,080 hours worked per year unless noted otherwise.

Pay Band	Minimum Hourly	Midpoint Hourly	Maximum Hourly	Minimum Annual	Midpoint Annual	Maximum Annual
Band A: General and Support Services						
A1	10.65	15.51	20.37	22,152.00	32,260.80	42,369.60
A2	11.61	16.91	22.21	24,148.80	35,172.80	46,196.80
A3	12.66	18.43	24.21	26,332.80	38,334.40	50,356.80
A4	13.79	20.08	26.37	28,683.20	41,766.40	54,849.60
Band B: Technical and Trades						
B1	12.66	18.43	24.21	26,332.80	38,334.40	50,356.80
B2	13.79	20.08	26.37	28,683.20	41,766.40	54,849.60
B3	15.04	21.89	28.75	31,283.20	45,531.20	59,800.00
B4	16.39	23.87	31.35	34,091.20	49,649.60	65,208.00
Band C: Program and Administrative Services						
C1	15.04	21.89	28.75	31,283.20	45,531.20	59,800.00
C2	16.39	23.87	31.35	34,091.20	49,649.60	65,208.00
C3	17.86	26.01	34.16	37,148.80	54,100.80	71,052.80
C4	19.47	28.35	37.24	40,497.60	58,968.00	77,459.20
Band D: Professionals						
D1	17.86	26.01	34.16	37,148.80	54,100.80	71,052.80
D2	19.47	28.35	37.24	40,497.60	58,968.00	77,459.20
D3	21.41	31.18	40.96	44,532.80	64,854.40	85,196.80
D4	23.56	34.30	45.05	49,004.80	71,344.00	93,704.00
Band E: Managers and Advisors						
E1	21.41	31.18	40.96	44,532.80	64,854.40	85,196.80
E2/2080	24.51	35.70	46.89	50,980.80	74,256.00	97,531.20
E2/2912	17.51	25.51	33.50	50,989.12	74,285.12	97,552.00
E3	28.19	41.05	53.92	58,635.20	85,384.00	112,153.60
E4	32.42	47.22	62.02	67,433.60	98,217.60	129,001.60
Band F: Executives and Department Directors						
F1	35.67	51.94	68.21	74,193.60	108,035.20	141,876.80
F2	41.01	59.73	78.45	85,300.80	124,238.40	163,176.00
F3	49.01	71.38	93.75	101,940.80	148,470.40	195,000.00
Band G: County Attorney's Office						
G1	12.38	19.68	26.99	25,750.40	40,934.40	56,139.20
G2	17.83	27.86	37.90	37,086.40	57,948.80	78,832.00
G3	27.24	40.89	54.54	56,659.20	85,051.20	113,443.20
G4	30.70	49.80	68.90	63,856.00	103,584.00	143,312.00
G5	49.03	71.59	94.16	101,982.40	148,907.20	195,852.80

HEALTH INSURANCE ENROLLMENT

PLAN ID	DEPENDANTS	MONTHLY COUNTY CONTRIBUTION	HEAD COUNT	ANNUAL BUDGET
3748 BUY-UP PLAN	E	703	495	4,300,605
3748 BUY-UP PLAN	E+C	1,092	176	2,375,972
3748 BUY-UP PLAN	E+S	1,183	104	1,521,267
3748 BUY-UP PLAN	FAM	1,646	165	3,356,852
3748 BUY-UP PLAN Total			940	11,554,696
5181 HIGH DEDUCTIBLE HSA	E+C	1,092	2	27,000
5181 HIGH DEDUCTIBLE HSA	E+S	1,183	7	102,393
5181 HIGH DEDUCTIBLE HSA	FAM	1,646	11	223,790
5181 HIGH DEDUCTIBLE HSA Total			20	353,183
5180 HIGH DEDUCTIBLE HSA	E	656	13	105,374
5180 HIGH DEDUCTIBLE HSA Total			13	105,374
5770 LOW PLAN	E	686	37	313,648
5770 LOW PLAN	E+C	1,092	18	242,997
5770 LOW PLAN	E+S	1,183	7	102,393
5770 LOW PLAN	FAM	1,646	22	447,580
5770 LOW PLAN Total			84	1,106,619
3769 MID PLAN	E	703	94	816,681
3769 MID PLAN	E+C	1,092	26	350,996
3769 MID PLAN	E+S	1,183	7	102,393
3769 MID PLAN	FAM	1,646	20	406,891
3769 MID PLAN Total			147	1,676,961
MEDICAL OPT OUT	MOO	100	39	48,204
MEDICAL OPT OUT Total			39	48,204

WORKERS COMPENSATION

WORKERS COMPENSATION CLASS	WCI RATE	HEAD COUNT	ANNUAL BUDGET
5506 ST/RD CONSTRUCTION PAVING OR REPAVING	0.0936	20.0	53,814
5509 ST/RD MAINTENANCE COUNTY	0.1044	93.0	410,181
6217 EXCAVATION	0.073	17.0	39,655
7380 COURIER	0.0651	2.0	5,183
7520 DRIVERS	0.047	59.0	123,021
7580 SEWERAGE DISP PLAN OP	0.0352	32.0	51,096
7704 FIREFIGHTER	0.0568	414.0	1,447,620
7720 POLICE OFFICER	0.0449	22.0	54,443
8810 CLERICAL	0.0027	450.0	61,417
8820 ATTORNEY OFFICES	0.0021	12.0	2,477
8831 HOSPITAL/VETERINARY	0.0223	21.0	16,863
8868 AGRICULTURE AGENT	0.0058	5.0	820
9015 BUILDING OWNER/OPERATOR LESSEE	0.0502	29.0	61,280
9102 LAWN MAINTENANCE (PARKS)	0.0462	57.0	90,437
9402 STREET CLEANING - MAINTENANCE	0.0868	7.0	11,675
9403 GARBAGE/ASH/REFUSE COLLECTION	0.1142	38.0	143,938
9410 MUNIC/TOWN/COUNTY/STATE NOC	0.0301	107.0	196,796
9516 ELECTRONIC EQUIPMENT INSTALL AND REPAIR	0.0393	6.0	12,051
Grand Total		1391.0	2,782,765

FRS

FRS CLASS	FRS RATE	HEAD COUNT	ANNUAL BUDGET
REGULAR	0.0726	928.0	3,080,056
SENIOR MANAGEMENT	0.2143	15.0	431,464
SPECIAL RISK	0.2204	400.0	5,361,338
ELECTED OFFICIAL	0.4227	5.0	174,847
DROP	0.1288	43.0	381,073
Grand Total		1391.0	9,428,779

NOTE: EXCLUDES PROPOSED NEW POSITIONS

COUNTYWIDE FLEET BY FUND SUMMARY

	TOTAL COST	NUMBER OF FLEET VEHICLES
PROPOSED		
00100 GENERAL FUND	50,000	2
00109 FLEET REPLACEMENT FUND	540,919	12
10101 TRANSPORTATION TRUST FUND	23,823	1
10400 BUILDING PROGRAM	45,254	2
11560 2014 INFRASTRUCTURE SALES TAX	3,539,600	9
40100 WATER AND SEWER FUND	827,075	18
40201 SOLID WASTE FUND	1,716,131	18
PROPOSED Total	6,742,802	62

DEFERRED DURING BUDGET DEV		
00100 GENERAL FUND	83,919	3
10101 TRANSPORTATION TRUST FUND	112,550	1
DEFERRED DURING BUDGET DEV Total	196,469	4

DEFERRED PRIOR TO BUDGET DEV		
00100 GENERAL FUND	1,371,216	56
10101 TRANSPORTATION TRUST FUND	6,943,885	79
10400 BUILDING PROGRAM	19,138	1
11001 PROFESS SPORTS FRANCHISE TAX	24,498	1
11200 FIRE PROTECTION FUND	3,012,058	21
40100 WATER AND SEWER FUND	878,121	21
40201 SOLID WASTE FUND	841,105	19
DEFERRED PRIOR TO BUDGET DEV Total	13,090,021	198

COUNTYWIDE FLEET BY FUND/PROGRAM

VEHICLE DETAILS	TOTAL COST	FASTER SCORE	MILEAGE	1 YR DOWN HOURS
PROPOSED				
00100 GENERAL FUND				
07 WATER QUALITY				
00007080 - #NEW UNIT PW1 FORD F150 4X4	25,000	0	-	-
00007081 - #NEW UNIT PW2 FORD F150 4X4	25,000	0	-	-
00100 GENERAL FUND	Total			
	50,000			
00109 FLEET REPLACEMENT FUND				
04 GREENWAYS & TRAILS				
00007030 - #04492 CATERPILLAR SKID STEER	55,972	17.8	1,675	100
04 RECREATIONAL ACTIVITIES & PROG				
00007050 - #06564 JOHN DEERE MOWER	55,000	15	1,098	777
07 MOSQUITO CONTROL				
00007082 - #NEW PW3 RK POLY SKID SPRAYER	8,200			
07 ROADS-STORMWATER R&M				
00007010 - #00662 INTERNATIONAL WORKSTAR	112,550	18.5	174,676	-
00007012 - #00665 FORD F750	96,406	18.4	101,948	68
00007064 - #51881 COLLINS CPH0306	7,587	6.3		438
07 TRAFFIC OPERATIONS				
00007014 - #01331 FORD F250 4X4	30,109	16.3	188,515	513
00007020 - #02075 FORD F150	26,638	15.2	126,532	435
00007033 - #04552 FORD F150	23,159	17.6	170,017	115
00007035 - #05160 FORD F150 CREW CAB	28,484	20	121,820	-
00007036 - #05183 FORD F450	66,814	19.1	175,426	1,277
07 WATER QUALITY				
00007058 - #18757 AIRBOAT	30,000	11.5	1,192	461
00109 FLEET REPLACEMENT FUND	Total			
	540,919		1,062,899	4,184
10101 TRANSPORTATION TRUST FUND				
07 CAPITAL PROJECTS DELIVERY				
00007320 - NEW FORD F 150 4X4	23,823			
10101 TRANSPORTATION TRUST FUND	Total			
	23,823			
10400 BUILDING PROGRAM				
11 BUILDING				
00007066 - #780120 FORD F150	20,254	15.6	133,342	202
00007321 - #REP FORD F150 4X4	25,000			
10400 BUILDING PROGRAM	Total			
	45,254		133,342	202
11560 2014 INFRASTRUCTURE SALES TAX				
05 EMS/FIRE/RESCUE				
00007027 - #03954 DODGE 4500 RESCUE	252,000	16.8	192,772	1,286
00007028 - #03955 DODGE 4500 RESCUE	252,000	15	185,340	865
00007034 - #04865 DODGE 4500 RESCUE	252,000	16	127,387	572
00007037 - #05208 PIERCE ENGINE	560,400	14.6	167,201	623
00007040 - #05351 DODGE 4500 RESCUE	252,000	11.5	193,111	523
00007045 - #06070298 PIERCE ENGINE	560,400	16.6	110,769	1,909
00007059 - #19236 PIERCE SQUAD	1,250,000	20.4	166,878	485
00006699 - BCC# 01324 EQUIP FOR PIERCE SPARE 01	80,400			
00006701 - BCC# 02039 EQUIP FOR PIERCE SPARE 09	80,400			
11560 2014 INFRASTRUCTURE SALES TAX	Total			
	3,539,600		1,143,458	6,263

COUNTYWIDE FLEET BY FUND/PROGRAM

VEHICLE DETAILS	TOTAL COST	FASTER SCORE	MILEAGE	1 YR DOWN HOURS
40100 WATER AND SEWER FUND				
08 UTILITIES ENGINEERING PROGRAM				
00007015 - #01350 FORD F150 EXT CAB	27,500	16.6	164,138	56
08 WASTEWATER OPERATIONS				
00007018 - #02036 FORD TRANSIT CONNECT	26,500	17.1	168,433	32
00007024 - #02851 INTERNATIONAL 4300	94,000	16.8	105,889	844
00007054 - #14965 FORD F800 DUMP	57,000	15.3	47,805	24
00007055 - #18077 FORD LTS900 DUMP	129,150	13	115,777	1,841
087810 - KND TRAILER	3,500	15		240
08 WATER OPERATIONS				
00007016 - #01372 FORD F150 EXT CAB	27,500	18.4	150,203	753
00007017 - #01373 FORD F150	20,000	18.9	134,240	282
00007021 - #02469 INTERNATIONAL 4300	100,000	18	104,945	259
00007022 - #02848 INTERNATIONAL 4300	94,000	14.9	85,370	821
00007025 - #02855 FORD F250 CREW CAB	37,275	15.4	164,355	100
00007031 - #04525 FORD F150 EXT CAB	26,800	15.3	150,619	99
00007039 - #05238 FORD F250 SUPERCAB	36,250	18.8	127,274	1,881
00007041 - #06070007 FORD F150	25,000	17.4	118,974	285
00007057 - #18694 CROSLEY TRAILER	5,500	15		170
00007062 - #19913 FORD F800 CREW DUMP	74,325	15.2	131,857	305
00007063 - #23765 CROSLEY TRAILER	5,500	15		1,191
00007075 - #NEW ES2 FORD F150 CREW CAB	37,275	0	-	-
40100 WATER AND SEWER FUND	Total		1,769,879	9,185
40201 SOLID WASTE FUND				
08 CENTRAL TRANSFER STATION OPERA				
00007046 - #06070437 INT 7600 ROADTRACTOR	118,175	19.9	307,647	864
00007047 - #06070477 INT 7600 ROADTRACTOR	118,175	20	354,747	715
00007048 - #06070485 INT 7600 ROADTRACTOR	118,175	19.8	348,421	367
00007049 - #06070486 INT7600 ROADTRACTOR	118,175	20	310,725	966
00007053 - #07419 INT 7600 ROADTRACTOR	118,175	20	433,124	223
00007065 - #780081 CAT LOADER SKIDSTEER	55,875	20	7,205	237
00007067 - #780378 CATERPILLAR EXCAVATOR	286,700	15.3	11,939	1,248
00007069 - #781038 MACK REFUSE TRAILER	62,595	19.8	-	612
00007070 - #781040 MACK REFUSE TRAILER	62,595	19.3	78,000	1,091
00007071 - #781041 MACK REFUSE TRAILER	62,595	18.4	78,000	56
00007072 - #781043 MACK REFUSE TRAILER	62,595	18.5	78,000	154
00007074 - #NEW UNIT ES1 HOT JET USA	9,420	0	-	-
08 LANDFILL OPERATIONS PROGRAM				
00007019 - #02041 FORD EXPEDITION	25,500	20	210,329	722
00007051 - #06815 MASSEY TRACTOR	77,070	17.3	1,474	1,137
00007052 - #06913 KAWASAKI MULE 4X4	12,075	17.5	1,835	-
00007056 - #18523 FORD L8000 WATER	132,313	12.3	161,710	2
00007061 - #19556 FORD F150	25,500	14.4	69,965	187
00007073 - #781096 INT SHUTTLE 6X6	250,423	16.3	7,186	686
40201 SOLID WASTE FUND	Total		2,460,307	9,266
PROPOSED Total			6,742,802	

COUNTYWIDE FLEET BY FUND/PROGRAM

VEHICLE DETAILS		TOTAL COST	FASTER SCORE	MILEAGE	1 YR DOWN HOURS
DEFERRED DURING BUDGET DEV					
00100 GENERAL FUND					
01 EMERGENCY MANAGEMENT					
#03960 FORD Explorer		26,440	15.9	133,560	443
04 GREENWAYS & TRAILS					
#New Unit LS1 — —		32,034	0	-	-
07 WATER QUALITY					
#01109 SMOKER PONTOON BOAT16		25,445	15	345	508
00100 GENERAL FUND	Total	83,919		133,905	951
10101 TRANSPORTATION TRUST FUND					
07 ROADS-STORMWATER R&M					
#00663 INTERNATIONAL 4900 DumpTruck		112,550	18	151,052	124
10101 TRANSPORTATION TRUST FUND	Total	112,550		151,052	124
DEFERRED DURING BUDGET DEV Total		196,469		284,957	1,075
DEFERRED PRIOR TO BUDGET DEV					
00100 GENERAL FUND					
01 ANIMAL SERVICES					
#07442 GMC VAN		16,646	17.2	135,377	355
01 TELECOMMUNICATIONS					
#02079 FORD Van E250		29,648	17.6	125,332	204
02 LAW ENFORCEMENT					
#10770 CADILLAC GAGE ARMOUREDCA		35,996	15	25,000	-
04 GREENWAYS & TRAILS					
#01998 CROSLEY Trailer		3,850	15		127
#03010 K.N.D. Trailer		2,519	15		185
#03038 FORD F450 SuperDuty		40,433	16.8	108,957	710
#04544 INTERNATIONAL 4300 CrewDump		105,678	15.9	81,593	218
#04834 K.N.D. Trailer		2,281	15		53
#05287 TRAILER Trailer		3,725	15		146
#20984 FORD F450 SuperDuty		38,966	15.1	89,571	132
#23147 BUSH Mower HOG		3,896	15	-	978
#23156 CROSLEY Trailer		18,465	15		27
#24243 FORD F350 Regular		48,456	15.3	140,302	251
04 NATURAL LANDS					
#05247 BOBS Trailer		2,657	15		342
#07452 AGRI-FAB ROUGH CUT MOWER		2,006	15	1	363
04 RECREATIONAL ACTIVITIES & PROG					
#01997 K.N.D. Trailer		2,608	15		95
#03011 K.N.D. Trailer		4,393	15		187
#03212 FORD F150 ExtCab		26,994	16.7	121,221	148
#05241 FORD Ranger		19,605	15.6	61,395	112
#19309 K.N.D. Trailer		4,253	15		11
#19898 K.N.D. Trailer		4,138	15		30
07 FACILITIES					
#02697 FORD Van E150		24,464	16.8	93,880	317
#03226 FORD Van E250		29,437	15	130,296	299
#20162 FORD Van E250		28,362	16.5	74,437	254

COUNTYWIDE FLEET BY FUND/PROGRAM

VEHICLE DETAILS	TOTAL COST	FASTER SCORE	MILEAGE	1 YR DOWN HOURS
#20954 FORD Van E250	35,826	17.6	83,411	164
#20955 FORD Van E250	35,826	17.8	109,898	210
#21675 K.N.D. Trailer	2,891	15		24
#23066 FORD Van E350	46,442	15.1	111,160	20
#23067 FORD F250 Regular	30,126	16.4	93,009	126
07 FLEET MANAGEMENT				
#00198 FORD Taurus	24,669	16	82,490	232
#01328 FORD F150 ExtCab	35,297	16.5	168,679	490
#01352 FORD F450 SuperDuty	52,635	18.2	80,415	395
#02037 FORD Taurus	23,792	16	89,622	54
#02142 FORD F150 Regular	27,991	17.9	157,030	140
#02445 FORD F150 4X4	31,147	15.3	111,411	105
#02582 FORD F150 Regular	28,115	15.2	139,611	300
#02953 FORD F150 ExtCab	26,370	15.2	166,900	81
#04553 FORD F150 ExtCab	23,663	16.8	153,371	233
#06520 FORD F150 ExtCab	23,312	17.5	164,970	245
#07333 FORD F150 ExtCab	18,619	15.7	168,436	111
#12934 C.D.S FORKLIFT	68,828	16.4	4,318	161
#18031 FORD F250 Regular	36,399	16.5	110,721	167
#18085 FORD F450 SuperDuty	42,807	16.9	101,547	342
#19510 FORD F250 SuperCab	39,778	17.5	165,722	1,681
#20972 FORD F150 ExtCab	39,980	16.3	138,090	165
#23065 ALLIS CHALMERS FORKLIFT	12,444	20	7,585	77
#23145 FORD Ranger	29,964	15.1	67,534	20
#24215 FORD F450 SuperDuty	66,708	17.6	205,772	1,177
#T00568 LKING Trailer	3,592	15		49
07 WATER QUALITY				
#18758 AMTRA Trailer Boat	2,213	15		47
#780083 EZ Trailer Boat	2,740	15	-	34
#80407 SOUTH Trailer Boat	757	15		368
#80521 SOUTH Trailer Boat	530	15		1
#New Unit PW3 — —	8,200	0	-	-
11 DEVELOPMENT REVIEW ENGINEERING				
#07187 FORD F150 CrewCab	28,893	15	174,423	263
18 MAIL SERVICES				
#04507 CHEVROLET Van Mini	21,187	17.3	93,850	67
00100 GENERAL FUND	Total	1,371,216	4,137,337	13,090
10101 TRANSPORTATION TRUST FUND				
07 CAPITAL PROJECTS DELIVERY				
#02844 FORD Explorer	33,642	15.3	134,681	224
07 ROADS-STORMWATER R&M				
#00210 FORD F150 ExtCab	37,188	16.6	111,603	47
#00211 FORD F350 CrewCab	45,666	20	240,858	274
#00660 INTERNATIONAL 4700 CrewDump	104,679	18.3	97,650	533
#00661 INTERNATIONAL 4900 DumpTruck	143,263	18.6	179,977	82
#00867 INTERNATIONAL 4900 DumpTruck	143,263	17.3	113,996	97
#00873 POWER POWER GRIDMKII	118,788	17.6	4,113	724
#00898 ASV POSI-TRACK	86,946	16.8	2,276	983
#01118 CATERPILLAR Loader	298,839	16.7	8,527	340
#01121 INTERNATIONAL 4700 CrewDump	117,499	18.5	122,392	90
#01326 INTERNATIONAL Road Tractor	131,937	16.3	118,850	58

COUNTYWIDE FLEET BY FUND/PROGRAM

VEHICLE DETAILS	TOTAL COST	FASTER SCORE	MILEAGE	1 YR DOWN HOURS
#01327 INTERNATIONAL 4700 FUEL TRUCK	132,776	18.9	118,012	122
#01560 MASSEY Mower BoomW/Tra	128,532	20	7,343	686
#01644 BOBCAT Trailer	1,671	15		35
#02000 INTERNATIONAL 4700 CrewDump	115,509	19.5	136,129	309
#02003 INTERNATIONAL 4700 CrewDump	115,509	16	55,395	404
#02006 INTERNATIONAL Road Tractor	130,919	18.4	168,073	23
#02150 FORD F350 CrewCab	46,830	16.4	180,365	74
#02843 INTERNATIONAL 7400 DumpTruck	133,073	18.5	173,683	372
#02870 FORD F250 CrewCab	39,532	18.6	183,844	100
#02884 INTERNATIONAL 4300 CREW w/CRA	174,525	18	171,231	97
#02885 INTERNATIONAL 4300 CabChassis	94,576	20	195,160	72
#02888 BOBCAT BRUSH CAT	5,530	15		40
#02889 FORD F250 CrewCab	39,532	15.2	149,206	7
#02923 FORD F350 CrewCab	49,264	16.1	172,379	198
#04193 CROSLEY Trailer	4,933	15		14
#04488 FORD F150 ExtCab	30,460	16.5	129,400	103
#04491 CATERPILLAR Loader SkidStee	71,921	17.3	1,756	162
#04495 INTERNATIONAL 7400 DumpTruck	130,195	18.3	164,475	315
#04496 INTERNATIONAL 7400 DumpTruck	129,655	17.8	139,008	149
#04521 INTERNATIONAL 4300 CrewDump	117,851	16.3	120,363	247
#04522 INTERNATIONAL 4300 CrewDump	117,851	18.7	112,334	333
#04642 INTERNATIONAL 4400 CrewDump	126,926	15.6	112,790	703
#04853 CROSLEY Trailer	6,896	15		57
#05180 SOUTHERN SEWER Vaccon	291,410	17	98,213	874
#05198 INTERNATIONAL PATCH MASTER	196,314	19.5	139,209	972
#05203 CHALLENGER Mower BoomW/Tra	153,199	15	3,402	942
#05222 TRAILKING Trailer	66,209	15		67
#05223 CATERPILLAR Excavator	435,276	15.3	6,166	471
#05349 CROSLEY Trailer	6,675	15		64
#05806 FORD F250 CrewCab	34,621	19.9	154,081	330
#06940 INTERNATIONAL 4700 FUEL TRUCK	86,652	19.1	121,705	141
#07367 CATERPILLAR Loader SkidStee	85,253	16.2	957	1,083
#07368 TRAILKING Trailer	7,366	15		53
#07437 TRAILKING Trailer	29,343	15		48
#07447 TRAILKING Trailer	7,384	15		407
#07448 TRAILKING Trailer	7,384	15		138
#100064 SOUTH Trailer	1,093	15		9
#13115 CROSLEY Trailer	9,108	15		107
#17319 BUSH Mower HOG	4,430	15		24
#18083 HOWARD PRICE HR30-60RO	8,488	15		21
#18695 CROSLEY Trailer	3,901	15		65
#18930 MASSEY Tractor	62,376	16	614	109
#19095 FORD F700 HERB4X4	85,032	18.5	111,416	58
#19317 Gradall Excavator	556,767	15.4	16,020	109
#19885 FORD L8000 WATER	96,027	16.9	97,176	191
#20279 DYNAW Trailer	28,578	15		216
#20957 FORD F150 Regular	32,307	19.9	139,591	246
#23509 BROCE BROOM RC300	40,986	15	686	351
#23592 FORD F150 ExtCab	33,995	20	141,202	230
#24127 CATERPILLAR Loader	224,460	16	7,673	113
#24348 CROSLEY Trailer	14,558	15		244
#24493 STERLING L7501 DUMP	94,670	15.8	45,432	142
#24495 STERLING L7501 DUMP	94,670	19.1	205,329	83

COUNTYWIDE FLEET BY FUND/PROGRAM

VEHICLE DETAILS	TOTAL COST	FASTER SCORE	MILEAGE	1 YR DOWN HOURS
#24517 FORD F150 ExtCab	36,150	16	119,917	37
#24518 FORD F150 ExtCab	36,150	16	136,123	138
#24519 MARSH MASTER 425ATV W/OUT	77,442	20	1,730	133
#780920 JOHN DEERE Mower BoomW/Tra	178,792	17.6	5,696	1,662
#780921 JOHN DEERE Mower BoomW/Tra	178,792	18.2	5,178	1,244
07 TRAFFIC OPERATIONS				
#03211 CROSLEY Trailer	5,014	15		315
#04564 INTERNATIONAL 4700 BucketTruc	175,833	15	108,311	143
#05319 INTERNATIONAL 4700 BucketTruc	161,105	16.9	155,192	821
#06518 FORD F450 SuperDuty	68,614	17.7	106,104	1,242
#20723 K.N.D. Trailer	1,521	15		6
#20724 K.N.D. Trailer	1,521	15		5
#20728 K.N.D. Trailer	1,525	15		6
#20729 K.N.D. Trailer	1,521	15		2
#24345 PACE TRAILER CARGO	10,972	15		2,075
#24346 PACE TRAILER CARGO	4,225	15		60
10101 TRANSPORTATION TRUST FUND Total	6,943,885		5,552,992	23,871
10400 BUILDING PROGRAM				
11 BUILDING				
#07334 FORD F150 Regular	19,138	15.1	122,117	93
10400 BUILDING PROGRAM Total	19,138		122,117	93
11001 PROFESS SPORTS FRANCHISE TAX				
01 ECONOMIC DEV & COMMUNITY RELATIONS				
#01377 FORD Taurus	24,498	15	71,430	69
11001 PROFESS SPORTS FRANCHISE TAX Total	24,498		71,430	69
11200 FIRE PROTECTION FUND				
05 EMS/FIRE/RESCUE				
#00894 PACE Trailer	16,740	16.2		3
#00895 PACE Trailer	16,112	16.2	-	114
#01418 FORD F150 ExtCab	29,783	20	121,849	119
#02038 PIERCE RESERVE ENG.7	472,866	15.3	98,613	607
#02759 FORD Van E250	29,131	23	102,115	98
#04126 CHEVROLET S10 Blazer	33,630	18.7	102,954	18
#04551 FORD F150 ExtCab	23,663	21.2	167,535	43
#04557 PIERCE RESERVE ENG.8	468,422	15.8	117,096	1,326
#05211 FORD Ranger	24,909	19.3	100,782	294
#05213 INTERNATIONAL TANKER T-24	172,230	16.2	49,682	266
#06070327 PIERCE SQ2	1,157,139	15.9	120,428	975
#06956 INTERNATIONAL RESCUE 34	357,656	19.7	179,965	2,083
#100499 MILITARY MILITARY 6X6	6,764	15	6,918	1,284
#100500 MILITARY MILITARY 6X6	6,764	15	13,360	1,175
#12159 CHEVROLET DIVE UNIT	39,570	21	29,235	227
#24533 PACE TRAILER CARGO	7,330	20		83
#65140 POLAR TANKER T-24	14,487	20		123
#80401 SOUTH Trailer	1,264	15		503
#New Unit Fire1 — —	44,533	0	-	-
#New Unit Fire2 — —	44,533	0	-	-
#New Unit Fire3 — —	44,533	0	-	-
11200 FIRE PROTECTION FUND Total	3,012,058		1,210,532	

COUNTYWIDE FLEET BY FUND/PROGRAM

VEHICLE DETAILS	TOTAL COST	FASTER SCORE	MILEAGE	1 YR DOWN HOURS
40100 WATER AND SEWER FUND				
08 UTILITIES ENGINEERING PROGRAM				
#02146 FORD F150 ExtCab	34,535	15.2	114,748	106
08 WASTEWATER OPERATIONS				
#00882 PACE TRAILER CARGO	14,835	15		449
#01578 INTERNATIONAL Road Tractor	131,697	20	383,408	28
#02035 FORD F450 SuperDuty	75,161	15	183,459	640
#02448 INTERNATIONAL 4300 CabChassis	100,031	15.4	96,808	216
#02470 INTERNATIONAL 4300 CabChassis	100,866	15.1	85,129	205
#02849 INTERNATIONAL 4300 CabChassis	94,000	16.1	121,774	30
#02854 FORD F250 CrewCab	42,057	15.1	133,684	311
#04878 CHEVROLET Van Mini	25,274	15	101,979	341
#05289 BRAV Trailer	1,411	15		1
#New Unit ES4 — —	20,000	0	-	-
08 WATER OPERATIONS				
#02862 FORD F150 ExtCab	29,458	16.4	137,422	342
#04526 FORD F150 ExtCab	26,068	15	118,634	172
#05245 INTERNATIONAL 4300 UtilityTrc	101,898	15.1	102,725	283
#05726 FORD F150 ExtCab	22,603	15.7	133,986	147
#06391 WATER BUFFALO TANKER 6000 GAL	1,044	15		160
#06709 TURM BUFFALO TRAILER WATER	2,753	15		10
#06822 TRIPLE CROWN Trailer	2,008	15		2
#07462 CHAMPION Trailer	5,384	15		87
#24012 BELSHE Trailer	10,289	15		25
#New Unit ES3 — —	36,750	0	-	-
40100 WATER AND SEWER FUND	Total		1,713,756	3,555
40201 SOLID WASTE FUND				
08 CENTRAL TRANSFER STATION OPERA				
#01813 ALLAY TRAILER REC ELE	19,712	16.1		27
#23143 FORD F150 Regular	26,572	17.8	100,329	44
#48218 MACK TRAILER REFUSE	64,926	17.9	26,235	541
#48219 MACK TRAILER REFUSE	65,053	17.3	26,445	454
#48220 MACK TRAILER REFUSE	65,414	15.5	26,000	88
#48221 MACK TRAILER REFUSE	65,251	15.9	26,000	400
#781039 MACK TRAILER REFUSE	70,326	17.7	78,000	315
#781042 MACK TRAILER REFUSE	70,501	17.5	78,000	296
#781044 MACK TRAILER REFUSE	70,150	17.9	78,000	78
#781045 MACK TRAILER REFUSE	69,975	18.4	78,337	196
08 LANDFILL OPERATIONS PROGRAM				
#04006 SWEEPSTER Broom	10,809	15		52
#05246 CATERPILLAR Loader SkidStee	51,865	20	3,019	35
#05780 WALKER TANKER TRAILER	20,891	15	1	98
#07723 WALKER TANKER TRAILER	30,206	15	1	213
#17854 FORD TRACTOR 4X4	34,589	17.7	1,595	312
#780271 INTERS TRAILER CARGO	21,479	15	2,181	688
#780274 WALKER TANKER TRAILER	31,613	15	1	23
#780316 WALKER TANKER TRAILER	31,613	15		71
#780899 JOHN DEERE CUTTER ROTARY	20,159	15		185
40201 SOLID WASTE FUND	Total		524,144	4,114
DEFERRED PRIOR TO BUDGET DEV Total		13,090,021	13,332,308	54,134

COUNTYWIDE FLEET BY FUND/PROGRAM

VEHICLE DETAILS	TOTAL COST	FASTER SCORE	MILEAGE	1 YR DOWN HOURS
RECENTLY REPLACED (FY14-FY16)				
00100 GENERAL FUND				
01 ANIMAL SERVICES				
#52652 FORD F250 KENNEL	41,436			
#52653 FORD F250 KENNEL	41,436			
#52661 FORD F250 KENNEL	41,435			
01 EMERGENCY MANAGEMENT				
#52536 DIAMOND TRAILER CARGO	6,500			
04 GREENWAYS & TRAILS				
#51485 FORD F150 Regular	17,268			
#51497 FORD F150 Regular	17,268			
#51735 INTERNATIONAL 7400 DumpTruck	112,829			
04 NATURAL LANDS				
#51407 FORD F250 4x4	24,586			
#52663 KUBOTA Tractor	49,585			
#56194 LANDPRIDE BATWING ROTARY	13,020			
04 RECREATIONAL ACTIVITIES & PROG				
#52391 JOHN DEERE Tractor	27,050			
#52558 JOHN DEERE Tractor	26,300			
07 FACILITIES				
#51444 FORD Van E250	20,225			
#51445 FORD Van E250	20,225			
#51446 FORD Van E250	20,225			
#51484 FORD Van E250	20,225			
07 FLEET MANAGEMENT				
#03037 FORD Ranger	25,577			
#05231 FORD F150 ExtCab	23,676			
#07331 FORD F150 Regular	18,619			
#51442 FORD F450 SuperDuty	32,059			
#51443 FORD F450 SuperDuty	32,059			
#51884 FORD F150 ExtCab	18,108			
#780018 DOOSAN FORKLIFT	28,080			
07 MOSQUITO CONTROL				
#01329 FORD F150 ExtCab	35,297			
#52487 FORD F150 ExtCab	24,824			
11 DEVELOPMENT REVIEW ENGINEERING				
#51447 FORD F150 4X4	21,232			
18 MAIL SERVICES				
#52557 FORD TRANSIT CONNECT	19,532			
00100 GENERAL FUND	Total			
				778,676
10101 TRANSPORTATION TRUST FUND				
07 ROADS-STORMWATER R&M				
#00869 INTERNATIONAL 4700 CrewDump	120,467			
#07348 MENZI MUCK A91	298,311			
#19911 FORD F800 PATCHDUMP	81,665			
#51306 ASPHALT ZIPPER AZ-550B	127,490			
#51406 CATERPILLAR POWERTIL HELAC	8,260			
#51594 INTERNATIONAL 7400 DumpTruck	111,529			
#51595 INTERNATIONAL 7400 DumpTruck	112,829			

COUNTYWIDE FLEET BY FUND/PROGRAM

VEHICLE DETAILS	TOTAL COST	FASTER SCORE	MILEAGE	1 YR DOWN HOURS
#51612 INTERNATIONAL 7400 DumpTruck	112,829			
#51613 INTERNATIONAL 7400 DumpTruck	112,829			
#51614 INTERNATIONAL 7400 DumpTruck	112,829			
#51883 FORD F350 SuperCab	48,494			
#51887 INTERNATIONAL Vaccon	323,374			
#52578 INTERNATIONAL DUMP TRUCK	114,815			
#52650 ENVIROPRIME PUMP/COMP/CONTR	45,304			
#52690 MENZI MUCK M540	353,286			
#52773 INTERNATIONAL 4700 Crew Dump	109,317			
07 TRAFFIC OPERATIONS				
#02922 INTERNATIONAL LIFT ALOFT	90,689			
#51892 INTERNATIONAL 4300 CabChassis	134,720			
#51986 FORD F450 SuperDuty	70,621			
10101 TRANSPORTATION TRUST FUND	Total			
	2,489,657			
10400 BUILDING PROGRAM				
11 BUILDING				
#52754 FORD F150 Regular	18,999			
#55965 FORD F150 Regular	19,938			
10400 BUILDING PROGRAM	Total			
	38,937			
11200 FIRE PROTECTION FUND				
05 EMS/FIRE/RESCUE				
#01374 FORD F450 WOODS11	68,908			
#01375 FORD F450 WOODS35	68,908			
#02040 FORD Van E250	30,236			
#02140 PIERCE RESERVE ENG.5	367,836			
#02882 FORD EXPLORER CV	42,585			
#02947 FORD EXPLORER CV	37,124			
#02948 FORD Crown Vic	29,290			
#02949 FORD EXPLORER CV	36,390			
#02951 FORD Taurus	23,078			
#03958 INTERNATIONAL RESERVE RES.5	336,971			
#03959 INTERNATIONAL RESCUE 43	310,817			
#04123 SUTPHEN TOWER 112	862,820			
#04537 FORD F450 WOODS27	145,000			
#04543 FORD EXPLORER CV	37,836			
#04867 INTERNATIONAL RESCUE 09	361,405			
#05209 PIERCE ENGINE 135	580,000			
#05346 INTERNATIONAL RESERVE RES.3	345,985			
#17220 FORD U35 ISV F350	32,449			
#24482 PIERCE RESERVE ENG.6	384,663			
#24594 FORD F450 WOODS41	67,574			
#24595 FORD F450 WOODS16	67,574			
#51358 FORD F250 B-5ICV	44,106			
#51359 FORD F250 B-3ICV	44,106			
#51889 DODGE RESCUE 24	216,465			
#51890 DODGE RESCUE 36	216,465			
#52662 FORD F250 B-1ICV	46,913			
#52769 DODGE RESCUE 11	219,985			
#52770 DODGE RESCUE 16	219,985			
#52771 DODGE RESCUE 42	222,150			
#54596 DODGE RESCUE 23	219,985			

COUNTYWIDE FLEET BY FUND/PROGRAM

VEHICLE DETAILS	TOTAL COST	FASTER SCORE	MILEAGE	1 YR DOWN HOURS
#54597 DODGE RESCUE 28	219,985			
#54598 DODGE RESCUE 35	219,985			
#54639 PIERCE ENGINE 34	466,198			
#54640 PIERCE ENGINE 24	463,698			
#54641 PIERCE ENGINE 13	463,698			
#54657 FORD EXPLORER CV	27,843			
#54660 PIERCE ENGINE 36	463,698			
#54661 PIERCE ENGINE 43	463,698			
#54663 PIERCE ENGINE 12	473,249			
#55299 SUTPHEN TOWER 12	1,122,859			
#780496 FORD EXCURSION ICV	42,381			
#780545 FORD EXPLORER CV	30,250			
11200 FIRE PROTECTION FUND	Total			
	10,145,149			
40100 WATER AND SEWER FUND				
08 UTILITIES ENGINEERING PROGRAM				
#51584 FORD F150 ExtCab	19,606			
#51585 FORD F150 ExtCab	19,606			
08 WASTEWATER OPERATIONS				
#02468 INTERNATIONAL 4300 CabChassis	100,031			
#02852 INTERNATIONAL 4300 CabChassis	91,446			
#02892 INTERNATIONAL Crane Truck	118,437			
#04540 FORD F250 SuperCab	33,865			
#06070319 FORD F550	104,964			
#06924 INTERNATIONAL 7600RoadTractor	132,072			
#24597 FORD F450 SuperDuty	57,768			
#51942 FORD TRANSIT CONNECT	22,318			
#51991 INTERNATIONAL VACTOR	330,000			
08 WATER OPERATIONS				
#01445 INTERNATIONAL Vaccon	407,811			
#02856 FORD F250 CrewCab	42,498			
#02955 FORD F150 ExtCab	26,386			
#06070232 FORD F150 ExtCab	17,170			
#06584 FORD F150 ExtCab	24,225			
#20902 CROSLEY Trailer	8,108			
#20971 FORD Van E250	40,659			
#23464 CROSLEY Trailer	18,419			
#51493 FORD F150 ExtCab	19,997			
#51494 FORD F150 ExtCab	19,997			
#51495 FORD F150 ExtCab	19,997			
#51504 FORD F150 Regular	19,997			
#51536 FORD F150 ExtCab	19,997			
#52535 TRAILKING Trailer	32,614			
#52563 DITCH WITCH TRAILERVAC SYS	90,000			
#52651 FORD F150 ExtCab	21,726			
#52721 INTERNATIONAL VACTOR	364,200			
#52751 FORD F250 UTILITY	32,690			
#52752 FORD F250 UTILITY	32,698			
#52753 FORD F250 UTILITY	32,698			
#56134 CATERPILLAR Excavator	91,932			
40100 WATER AND SEWER FUND	Total			
	2,413,931			

COUNTYWIDE FLEET BY FUND/PROGRAM

VEHICLE DETAILS	TOTAL COST	FASTER SCORE	MILEAGE	1 YR DOWN HOURS
40201 SOLID WASTE FUND				
08 CENTRAL TRANSFER STATION OPERA				
#06070229 MACK TRAILER REFUSE	68,841			
#06070236 MACK TRAILER REFUSE	62,595			
#06070484 INTERNATIONAL 7600 RoadTract	140,467			
#51386 MACK TRAILER REFUSE	55,927			
#51387 MACK TRAILER REFUSE	55,927			
#51388 MACK TRAILER REFUSE	55,927			
#51438 MACK TRAILER REFUSE	55,927			
#51439 MACK TRAILER REFUSE	55,927			
#51440 MACK TRAILER REFUSE	55,927			
#51441 MACK TRAILER REFUSE	55,927			
#51481 MACK TRAILER REFUSE	55,927			
#51482 MACK TRAILER REFUSE	55,927			
#51483 MACK TRAILER REFUSE	55,927			
#51511 INTERNATIONAL Road Tractor	114,347			
#51512 INTERNATIONAL Road Tractor	114,347			
#52534 INTERNATIONAL 7600 RoadTract	111,441			
#52575 INTERNATIONAL 7600 RoadTract	111,440			
#52576 INTERNATIONAL 7600 RoadTract	111,440			
#52577 INTERNATIONAL 7600 RoadTract	111,440			
#52675 MACK TRAILER REFUSE	59,613			
#52676 MACK TRAILER REFUSE	59,613			
#52677 MACK TRAILER REFUSE	59,613			
#52678 MACK TRAILER REFUSE	59,613			
#52679 MACK TRAILER REFUSE	59,613			
#56203 INTERNATIONAL 7600 RoadTract	187,679			
#56204 INTERNATIONAL 7600 RoadTract	186,900			
#56205 INTERNATIONAL 7600 RoadTract	186,125			
#56206 INTERNATIONAL 7600 RoadTract	186,900			
#56207 INTERNATIONAL 7600 RoadTract	186,900			
#780108 MACK TRAILER REFUSE	67,312			
#780110 MACK TRAILER REFUSE	67,312			
#780111 MACK TRAILER REFUSE	68,328			
#780112 MACK TRAILER REFUSE	67,312			
#780113 MACK TRAILER REFUSE	67,312			
#780114 MACK TRAILER REFUSE	67,312			
#781071 JOHN DEERE Loader Frontend	451,139			
08 LANDFILL OPERATIONS PROGRAM				
#05227 INTERNATIONAL 4700 FUEL TRUCK	94,924			
#05230 FORD F150 ExtCab	23,676			
#51476 JOHN DEERE Mower Batwing	21,400			
#51893 MACK Shuttle 6X6	231,538			
#51993 MACK Shuttle 6X6	231,538			
#52118 MACK Shuttle 6X6	231,762			
#55285 JOHN DEERE Loader	304,536			
#780010 INTERNATIONAL Shuttle 6X6	375,267			
#780335 INTERNATIONAL Shuttle 6X6	360,601			
08 SW-COMPLIANCE & PROGRAM MANAGE				
#56176 FORD F150 Ext Cab	24,281			
40201 SOLID WASTE FUND Total	5,493,751			
RECENTLY REPLACED (FY14-FY16) Total		21,360,102		

COUNTYWIDE CAPITAL EQUIPMENT BY FUND / PROGRAM

PROJECT	PROJECT SCOPE	FY17 WORKSESSION
PROPOSED		
00100 GENERAL FUND		
07 WATER QUALITY		
00007097 - YSI FIELD SONDE	WATER QUALITY MONITORING INSTRUMENT	14,770
00100 GENERAL FUND	Total	14,770
00111 TECHNOLOGY REPLACEMENT FUND		
01 ECONOMIC DEV & COMMUNITY RELATIONS		
00006940 - SGTV TECHNOLOGY REPLACEMENT	-	17,000
00111 TECHNOLOGY REPLACEMENT FUND	Total	17,000
10101 TRANSPORTATION TRUST FUND		
07 TRAFFIC OPERATIONS		
00007094 - PORTABLE MESSAGE SIGN 1	ELECTRONIC MESSAGE SIGN FOR TRAFFIC SAFETY/INFORMATION	12,000
00007096 - ROLLING TABLE FOR SIGN SHOP	ROLLING TABLE IS USED TO MAKE STREET SIGNS	21,900
10101 TRANSPORTATION TRUST FUND	Total	33,900
11200 FIRE PROTECTION FUND		
05 EMS/FIRE/RESCUE		
00006671 - SPECIAL OPERATIONS TRAINING EQ	SPECIAL OPS AND HAZMAT TRAINING	30,000
00006945 - THERMAL IMAGERS - RESCUES/ENG	-	110,000
00006947 - STRETCHERS	-	77,250
00006948 - LIFEPAK 15 EKG MONITOR/DEFIB	-	140,000
00007091 - DEPT-WIDE HOSE REPLACEMENT PROJECT	REPLACEMENT OF FIREFIGHTING HOSE EQUIPMENT	100,000
00007092 - REPLACEMENT PPE FOR DEPARTMENT	PERSONAL PROTECTIVE EQUIPMENT - TURNOUT/BUNKER GEAR	418,027
00006670 - SCBA COMPRESSORS	FIREFIGHTING BREATHING AIR COMPRESSOR SYSTEM	110,000
11200 FIRE PROTECTION FUND	Total	985,277
11207 FIRE PROTECT FUND-CASELBERRY		
05 EMS/FIRE/RESCUE		
00007126 - REPLACEMENT PPE FOR DEPARTMENT	PERSONAL PROTECTIVE EQUIPMENT - TURNOUT/BUNKER GEAR	46,447
11207 FIRE PROTECT FUND-CASELBERRY	Total	46,447
40100 WATER AND SEWER FUND		
08 ES BUSINESS OFFICE		
00007099 - UPGRADE TO EDE SUNGARD PLATFORM	UPGRADE TO THIS FINANCIAL SOFTWARE - BETTER REPORTING OPTIONS FOR UTILITY DEPARTMENT, MORE USER FRIENDLY.	25,000
08 UTILITIES ENGINEERING PROGRAM		
00007100 - HP DESIGNJET Z5200 PLOTTER	NEW PLOTTER. CURRENT PLOTTER OVER 10 YEARS OLD AND NO LONGER SUPPORTED BY IS.	8,500
08 WASTEWATER OPERATIONS		
00007101 - BACK-UP AERATOR MOTOR	EQUIPMENT THAT PROVIDES OXYGEN TO BACTERIA THAT TREATS THE WATER TO STANDARDS THAT DEPARTMENT OF ENVIRONMENTAL PROTECTION (DEP) REQUIRES.	15,000
00007102 - INFRARED CAMERA	INFRARED CAMERA NEEDED TO AVOID CROSS CONTAMINATION IN WASTEWATER	18,000
00007103 - LASER ALIGNMENT TOOL	LASER ALIGNMENT TOOL NEEDED TO AVOID CROSS CONTAMINATION IN WASTEWATER	7,200
00007104 - VIBRATION ANALYSIS TOOL	VIBRATION ANALYSIS TOOL (FLUKE 810 WITH ACCESSORIES). ITEM NEEDED TO AVOID CROSS CONTAMINATION IN WASTEWATER.	14,000
08 WATER OPERATIONS		
00007105 - CL-17 CHLORINE ANALYZER	USES COLORIMETRIC DPD CHEMISTRY TO CONTINUOUSLY MONITOR WATER FOR FREE OR TOTAL RESIDUAL CHLORINE.	5,000
00007106 - OZONE ANALYZER BMT 964 C	EQUIPMENT THAT ELECTRONICALLY CONTROLS THE FLOW OF OZONE DURING THE WATER TREATMENT PROCESS.	8,500
00007107 - SPARE VALVE ACTUATOR FOR SER	ITEM TO OPEN AND CLOSE VALVES. ESSENTIAL TO HAVE WORKING VALVE ACTUATORS AT WATER FACILITIES IN SER (SOUTHEAST REGIONAL AREA)	7,200
00007123 - CL-17 CHLORINE ANALYZER	USES COLORIMETRIC DPD CHEMISTRY TO CONTINUOUSLY MONITOR WATER FOR FREE OR TOTAL RESIDUAL CHLORINE.	5,000

COUNTYWIDE CAPITAL EQUIPMENT BY FUND / PROGRAM

PROJECT	PROJECT SCOPE	FY17 WORKSESSION
00007124 - CL-17 CHLORINE ANALYZER	USES COLORIMETRIC DPD CHEMISTRY TO CONTINUOUSLY MONITOR WATER FOR FREE OR TOTAL RESIDUAL CHLORINE.	5,000
00007125 - SPARE VALVE ACTUATOR FOR SER	ITEM TO OPEN AND CLOSE VALVES. ESSENTIAL TO HAVE WORKING VALVE ACTUATORS AT WATER FACILITIES IN SER (SOUTHEAST REGIONAL AREA)	7,200
40100 WATER AND SEWER FUND	Total	125,600
NOT CURRENTLY FUNDED		
10101 TRANSPORTATION TRUST FUND		
07 TRAFFIC OPERATIONS		
00007095 - PORTABLE MESSAGE SIGN 2	ELECTRONIC MESSAGE SIGN FOR TRAFFIC SAFETY/INFORMATION	12,000
10101 TRANSPORTATION TRUST FUND	Total	12,000
Grand Total		1,234,994

COUNTYWIDE CAPITAL PROJECTS BY FUND / PROGRAM

PROJECT	PROJECT SCOPE	FY17 WORKSESSION
PROPOSED		
00100 GENERAL FUND		
01 ANIMAL SERVICES		
00007090 - STRAY BLDG - FIRE SPRINKLERS	THE KENNEL BUILDING WAS REBUILT AFTER THE FIRE ON FEBRUARY 8, 2007, AND THAT PROJECT INCLUDED THE INSTALLATION OF FIRE WALLS. AN UPGRADE TO THE SHELTER'S EXISTING FIRE ALARM SYSTEM WOULD ALSO ENSURE THAT THE NEW SPRINKLER SYSTEM IS PROPERLY MONITORED, AND IT WILL PROVIDE IMPROVED SYSTEM ADDRESSABILITY (E.G. UNIQUE LOCATION IDENTIFIERS) FOR EMERGENCY RESPONDERS.	150,000
00007120 - REPLACEMENT OF KENNEL DOORS	THE REPLACEMENT OF 110 KENNEL DOORS AT THE ANIMAL SERVICES ADOPTION BUILDING	55,000
01 EMERGENCY MANAGEMENT		
00007121 - ANALOG TO DIGITAL CONVERSION	SINCE JUNE 13, 2009, FULL-POWER STATIONS NATIONWIDE HAVE BEEN REQUIRED TO BROADCAST EXCLUSIVELY IN A DIGITAL FORMAT. AUDIO VISUAL PROVIDERS NATIONWIDE ARE NOW BUILDING SYSTEMS EXCLUSIVELY IN A DIGITAL FORMAT. JUNE 2015 WAS GENERALLY VIEWED AS AN INTERNATIONALLY MANDATED ANALOGUE SWITCH-OFF DATE. AFTER THE SWITCH FROM ANALOG TO DIGITAL, ANALOG SYSTEMS SUCH AS THOSE INSIDE THE EOC WILL BECOME INCAPABLE TO RECEIVE BROADCASTS OR DIGITAL COMPUTER INPUTS. MANY OF THE SYSTEMS IN THE EOC REMAIN ANALOG AS WHEN THE PUBLIC SAFETY BUILDING WAS BUILT IN 1998. MANY OF THE COMPANIES WITH SYSTEMS IN THE EOC NO LONGER BUILD PARTS FOR THESE ANALOG DEVICES. UPGRADES TO THE SYSTEM ARE REQUIRED TO MAINTAIN OPERATIONAL READINESS AND SITUATIONAL AWARENESS INSIDE THE EOC.	180,000
04 RECREATIONAL ACTIVITIES & PROG		
00231102 - CLASS ESCOM SYSTEM MODULE	NEW RECREATION SOFTWARE SYSTEM IMPLEMENTATION DUE TO CLASS SOFTWARE NO LONGER BEING SUPPORTED.	86,734
14 GEOGRAPHIC INFORMATION SYSTEMS		
00007108 - GIS CONSULTANT	SOLICITING AN EXPERIENCED DEVELOPER THAT POSSESS PROGRAMMING EXPERTISE IN ESRI ARCGIS ARCOBJECTS AND SUNGARD/NAVILINE'S ISERIES ENVIRONMENT. THE DEVELOPER IS REQUIRED TO UPGRADE OR REPLACE THE GIS CROSS REFERENCE TOOL WHICH CONSISTS OF TWO CUSTOM PROGRAMS CREATED IN HOUSE.	30,000
00100 GENERAL FUND	Total	501,734
00104 BOATING IMPROVEMENT		
04 NATURAL LANDS		
00234793 - WAYSIDE PARK-BOATER IMPROVEMEN	REPLACE BOAT DOCKS AND AMENITIES	200,000
00104 BOATING IMPROVEMENT FUND	Total	200,000
00108 FACILITIES MAINTENANCE		
02 JAIL OPERATION AND MAINTENANCE		
00007085 - # JAIL PLANNED WORK	ONGOING CAPITAL MAINTENANCE OF GENERAL GOVERNMENT BUILDING HVAC SYSTEMS. THE WORKPLAN MAY BE CHANGED TO ACCOMMODATE UNFORESEEN DAMAGE TO FACILITIES.	369,300
07 FACILITIES		
00007083 - # LEISURE PLANNED WORK	ONGOING CAPITAL MAINTENANCE OF GENERAL GOVERNMENT BUILDING HVAC SYSTEMS. THE WORKPLAN MAY BE CHANGED TO ACCOMMODATE UNFORESEEN DAMAGE TO FACILITIES.	185,397
00007084 - # GENERAL GOVT PLANNED WORK	ONGOING CAPITAL MAINTENANCE OF GENERAL GOVERNMENT BUILDING HVAC SYSTEMS. THE WORKPLAN MAY BE CHANGED TO ACCOMMODATE UNFORESEEN DAMAGE TO FACILITIES.	286,925
00108 FACILITIES MAINTENANCE FUND	Total	841,622
00111 TECHNOLOGY REPLACEMENT		
14 WORKSTATION SUPPORT & MAINTENA		
00006651 - TECHNOLOGY REPLACEMENT	REPLACEMENT OF DESKTOPS, LAPTOPS AND TABLET COMPUTERS BASED ON A (4) YEAR RENTAL REPLACEMENT CYCLE, AND ANNUAL REVIEW OF EQUIPMENT TO BE REPLACED.	140,634
00006839 - NETWORK EQUIPMENT REFRESH	REPLACEMENT OF SERVERS, FIREWALLS AND NETWORK INFRASTRUCTURE EQUIPMENT BASED ON A (5) YEAR REPLACEMENT CYCLE AND ANNUAL REVIEW OF EQUIPMENT DUE TO BE REPLACED	492,000
00111 TECHNOLOGY REPLACEMENT FUND	Total	632,634

COUNTYWIDE CAPITAL PROJECTS BY FUND / PROGRAM

PROJECT	PROJECT SCOPE	FY17 WORKSESSION
11200 FIRE PROTECTION FUND		
05 EMS/FIRE/RESCUE		
00007117 - VEHICLE CHARGING STATIONS	THIS IMPROVEMENT IS FOR THE WORK AND MATERIALS NEEDED TO PROVIDE CHARGING STATIONS FOR THE APPARATUS AT THE TRAINING CENTER.	25,000
07 FACILITIES		
00007087 - # FIRE DEPT PLANNED WORK	ONGOING CAPITAL MAINTENANCE OF GENERAL GOVERNMENT BUILDING HVAC SYSTEMS. THE WORKPLAN MAY BE CHANGED TO ACCOMMODATE UNFORESEEN DAMAGE TO FACILITIES.	16,427
00007115 - CAPITAL FACILITIES SUSTAIN	ANNUAL ALLOTMENT OF \$200K TO BE USED FOR MAINTENANCE/REHAB/SUSTAINMENT PROJECTS THAT ARE NOT COVERED BY FACILITIES PRO-ACTIVE MAINTENANCE PROGRAM (I.E. THESE FUNDS WOULD NOT BE FOR HVAC, ROOF, ETC)	200,000
11200 FIRE PROTECTION FUND	Total	241,427
11500 1991 INFRASTRUCTURE		
07 CAPITAL PROJECTS DELIVERY		
00137114 - E LAKE MARY RESURFACING	WORK ASSOCIATED WITH FULL DEPTH RECLAMATION, ASPHALT OVERLAY, AND VARIOUS REHABILITATION TASKS. (I.E. PIPE LINING OR REPLACEMENT) SHOULDER RESTORATION.	1,900,000
01785199 - E AIRPORT BLVD	WORK ASSOCIATED WITH FULL DEPTH RECLAMATION, ASPHALT OVERLAY, AND VARIOUS REHABILITATION TASKS. (I.E. PIPE LINING OR REPLACEMENT) SHOULDER RESTORATION	100,000
01785200 - RONALD REAGAN BLVD (CR	WORK ASSOCIATED WITH FULL DEPTH RECLAMATION, ASPHALT OVERLAY, AND VARIOUS	700,000
01785477 - CW RESURFACE LOCAL ROADS	ASPHALT OVERLAY, FULL DEPTH RECLAMATION, AND VARIOUS METHODS OF ASPHALT SURFACE REFURBISHMENT THAT ARE APPLIED TO SEMINOLE COUNTY'S PAVED ROAD NETWORK. THIS INCLUDES LOCAL ROAD RESURFACING AND REHABILITATION THAT MAY INVOLVE RECONSTRUCTION ACTIVITY.	4,000,000
11500 1991 INFRASTRUCTURE SALES TAX	Total	6,700,000
11541 2001 INFRASTRUCTURE		
07 CAPITAL PROJECTS DELIVERY		
00205206 - SR 426 / CR 419 WIDENING PH2	THIS PROJECT WILL WIDEN APPROXIMATELY 1.5 MILES OF CR 419 FROM 2 TO 4 LANES AROUND THE INTERSECTION OF CR 419.	600,000
00265503 - US 17/92 @ 5PTS PROJECT	THE SCOPE OF SERVICES INCLUDE THE DESIGN AND PERMITTING OF A NEW CONNECTOR ROADWAY FROM BUSH BOULEVARD TO US HIGHWAY 17-92 (APPROXIMATELY 700 FEET) NORTH OF TROPIC PARK DRIVE WHICH WILL ALIGN WITH THE PROPOSED REAGAN CENTER ACCESS ROADWAY ON THE EAST SIDE OF US HIGHWAY 17-92 THAT IS CURRENTLY IN THE DESIGN AND PERMITTING PHASE. THIS NEW CONNECTOR ROADWAY WILL TRAVERSE THROUGH AN EXISTING WETLAND FOR APPROXIMATELY 400 FEET, AND WILL LIKELY REQUIRE WETLAND MITIGATION	4,500,000
00285003 - USGS MONTITORING PROGRAM TMDL	USAGE OF USGS QUPMENT TO COLLECT RAINFALL AND WATER LEVEL DATA.	70,000
11541 2001 INFRASTRUCTURE SALES TAX	Total	5,170,000
11560 2014 INFRASTRUCTURE		
07 CAPITAL PROJECTS DELIVERY		
01785137 - SR 436 AT CR 427	INTERSECTION IMPROVEMENT	1,000,000
01785153 - SANFORD RIVERWALK PHASE	COUNTY SHARE OF JOINT COUNTY/CITY PROJECT TO COMPLETE PHASE 3 OF THE PROJECT	7,000,000
01785165 - MAST ARM REFURBISHMENTS	MAST ARM PAINTING / REFURBISHMENTS AT YEAR END THE PROJECT MANAGER WILL PROVIDE BREAKDOWN OF COST BY LOCATION FOR CAPITALIZATION PURPOSES	200,000
01785167 - ATMS / ITMS PROGRAM (PARENT)	PARENT PROJECT FOR BUDGETARY PURPOSES. FUNDING WILL BE IN 01785167 UNTIL ASSIGNED TO A CONSTRUCTION PROJECT IN FUTURE YEARS. \$9,900,002 THRU 2024	1,500,000
01785206 - MARKHAM WOOD RD	WORK ASSOCIATED WITH FULL DEPTH RECLAMATION, ASPHALT OVERLAY, AND VARIOUS REHABILITATION TASKS. (I.E. PIPE LINING OR REPLACEMENT) SHOULDER RESTORATION	390,000
01785207 - PALM SPRINGS DR	WORK ASSOCIATED WITH FULL DEPTH RECLAMATION, ASPHALT OVERLAY, AND VARIOUS REHABILITATION TASKS. (I.E. PIPE LINING OR REPLACEMENT) SHOULDER RESTORATION	230,000
01785212 - OLD HOWELL BRANCH RD	WORK ASSOCIATED WITH FULL DEPTH RECLAMATION, ASPHALT OVERLAY, AND VARIOUS REHABILITATION TASKS. (I.E. PIPE LINING OR REPLACEMENT) SHOULDER RESTORATION	180,000
01785234 - SUBDIVISION RETROFIT	THIS PROJECT WILL RETROFIT UNDERGROUND FRASTRUCTURE BY REPLACING DEFICIENT PIPE AND PAVING ROADWAY - AT YEAR END THE PROJECT MANAGER WILL PROVIDE BREAKDOWN OF COST BY LOCATION FOR CAPITALIZATION PURPOSES	1,250,000
01785236 - BEAR LAKE	-	200,000
01785240 - PIPE LINING & RELATED INSP	THIS PROJECT WILL INVOLVE LINING UNDERGROUND PIPE INFRASTRUCTURE TO INCREASE LIFESPAN BY 15-25 YEARS-AT YEAR END THE PROJECT MANAGER WILL PROVIDE BREAKDOWN OF COST BY LOCATION FOR CAPITALIZATION PURPOSES	1,750,000
01785244 - W AIRPORT BLVD SIDEWALK	SIDEWALK CONSTRUCTION. CONNECTION TO SUNRAIL.	320,000
01785249 - LINCOLN HEIGHTS	SIDEWALK CONSTRUCTION	225,000
01785262 - NORTH OREGON ST	THIS PROJECT WILL CONSTRUCT SIDEWALKS ALONG NORTH OREGON SREET TO ENHANCE SAFETY FOR PEDESTRIANS.	80,000
01785269 - OLD LOCKWOOD RD	SIDEWALK CONSTRUCTION	275,000

COUNTYWIDE CAPITAL PROJECTS BY FUND / PROGRAM

PROJECT	PROJECT SCOPE	FY17 WORKSESSION
01785272 - RIVERVIEW AVE	THIS PROJECT WILL CONSTRUCT SIDEWALKS ALONG EAST 7TH STREET IN CHULUOTA TO ENHANCE SAFETY FOR PEDESTRIANS.	220,000
01785283 - NORTHWESTERN / LITTLE WEKIVA	BRIDGE REPLACEMENT	1,997,500
01785284 - CST HOWELL CREEK TRESTLE	BRIDGE REPAIR AND REHABILITATION IN ACCORDANCE WITH THE LATEST BRIDGE INSPECTION REPORT.	470,000
01785297 - MINOR PROJECTS > \$50,000	MINOR ROADS AND SAFETY PROJECTS UNDER \$50,000	100,000
01785299 - E MCCULLOCH ROAD TURN IMPR	-	60,000
01785303 - ORANGE BLVD (CR 431)	THIS PROJECT WILL 3-LANE ORANGE BLVD AS NEEDED, ADDRESS SAFETY ISSUES AND ADD SIDEWALKS.	75,000
01785316 - EE WILLIAMSON RD TRAIL CONNECT	THIS PROJECT WILL DESIGN A TRAIL OR WIDE SIDEWALKS ALONG E E WILLIAMSON RD BETWEEN THE SEMINOLE WEKIVA TRAIL AND LAKE EMMA ROAD.	833,750
01785344 - MAST ARM REBUILDS	MAST ARM REBUILDS	450,000
01785346 - STRIPING	STRIPING OF COUNTY ROADS	100,000
01785350 - CELERY/MELLONVILLE TRAIL	FUNDING TOWARDS THIS PROJECT CURRENTLY ON METROPLAN BPAC PRIORITY LIST.	1,000,000
01785406 - 5 POINTS COMPLEX	THIS PROJECT WILL DESIGN THE 5 - POINTS COMPLEX. FUNDING FOR THIS PROJECT REQUIRES A CHANGE IN 2014 SALES TAX REFERENDUM AND MUST BE APPROVED AT A PUBLIC MEETING.	1,500,000
01785407 - MAIN STREET SIDEWALK PROJECT	THIS PROJECT WILL CONSTRUCT SIDEWALKS ALONG MAIN STREET IN MIDWAY TO ENHANCE SAFETY FOR PEDESTRIANS.	575,000
01785432 - SPRING HILL OUTFALL WEIR REHAB	CONSTRUCTION RETROFIT PROJECT (FY17/18 - DESIGN/ PERMITTING/ CONSTRUCTION)	20,000
01785434 - ALTON DR STORMWATER POND MOD	CONSTRUCTION RETROFIT PROJECT (FY16/17 - DESIGN & PERMITTING; FY17/18 - CONSTRUCTION)	150,000
01785436 - WATER QUALITY MASTER PLAN	PROVIDE DETAIL ASSESSMENT WATER QUALITY DATA AND TRENDS TO DEVELOP PROACTIVE PROTECTION PRACTICES AND MEET REGULATORY COMPLIANCE (NPDES/TMDL) OF WATER RESOURCES.	100,000
01785439 - LAKE ASHER-DREDGE RESTORATION	DREDGE RESTORATION (AS PART OF COST SHARE/MSBU)	200,000
01785443 - TANGLEWOOD DRAINAGE	SMALL AREA STUDY/DRAINAGE IMPROVEMENTS	250,000
01785444 - ADA REPLACEMENT	AS DIRECTED BY PVMT. MGT. PROG./AS REQUIRED BY DOJ & FHWA ADA LAW	400,000
01785445 - CR 46 A SIDEWALK - 3RD GEN	THIS PROJECT WILL ADDRESS SAFETY ISSUES ALONG CR 46A FROM OLD LAKE MARY ROAD TO CLUB ROAD.	50,000
01785446 - I-4 TRAIL OVERPASS REPAIR	PAINTING, REPLACING NUTS & BOLTS	50,000
01785447 - ANNUAL BRIDGE REPAIR - MINOR	ANNUAL BRIDGE REPAIR - MINOR - AS NEEDED	110,000
01785450 - AIRPORT BLVD INTERSECTION IMPROVEMENTS	THIS PROJECT WILL ADDRESS SAFETY ISSUES AT MULTIPLE INTERSECTIONS ALONG AIRPORT BOULEVARD BETWEEN WEST OF SR 417 AND WEST OF US 17-92. IMPROVEMENTS MAY INCLUDE ADDITIONAL TURNLANES, AND TRAFFIC SIGNAL INSTALLATION. THIS PROJECT MAY ALSO BE COMBINED WITH THE AIRPORT BLVD SIDEWALK PROJECT.	450,000
01785452 - CR 46 A INTER IMPROVEMENTS	THIS PROJECT WILL ADDRESS SAFETY ISSUES ALONG CR 46A FROM APPROXIMATELY 250 FEET WEST OF CLUB ROAD TO ANOTHER 200 FEET EAST OF HARTWELL AVENUE. THE PRIMARY FOCUS WILL BE ON THE INTERSECTIONS OF RIDGEWOOD AVE & HARTWELL AVE. BOTH INTERSECTIONS ARE THE MAIN ACCESS ROADS TO TWO SCHOOLS (SEMINOLE HIGH SCHOOL & MILLENNIUM MIDDLE SCHOOL) SOUTH OF CR-46A.	1,520,000
01785453 - LOCKWOOD BLVD @ CR 419	INCLUDE ADDITIONAL TURN LANE ALONG CR-46A, ROAD WIDENING, STORMWATER IMPROVEMENTS, UTILITY RELOCATIONS, CURB/GUTTER INSTALLATION, SIDEWALK IMPROVEMENTS, AND TRAFFIC SIGNAL INSTALLATION AT BOTH RIDGEWOOD AND HARTWELL AVENUE.	175,000
01785455 - MLK BLVD @ ST JOHNS	THIS PROJECT WILL CONVERT THE EXISTING SPAN WIRE SIGNAL TO MAST ARMS.	350,000
01785456 - SR 436 @ HUNT CLUB	THIS PROJECT WILL CONVERT THE EXISTING SPAN WIRE SIGNAL TO MAST ARMS.	450,000
01785457 - SAND LAKE @ HUNT CLUB	THIS PROJECT WILL CONVERT THE EXISTING SPAN WIRE SIGNAL TO MAST ARMS.	350,000
01785474 - MISCELLANEOUS TRAIL PROJECTS	THIS PROJECT WILL ADDRESS VARIOUS TRAIL RELATED PROJECTS THROUGHOUT SEMINOLE COUNTY.	25,000
01785475 - TRAILS PRIORITY MATRIX	THIS PROJECT ENCOMPASSES THE CREATION OF A TRAILS MATRIX, BASED ON PRIORITIZATION OF CONNECTIVITY, COST AND COMMUNITY NEED. PROJECTS WILL BE RANKED IN ACCORDANCE OF IMPORTANCE AND URGENCY.	100,000
01785478 - SIDEWALK REPLACEMENT - ROADS	THIS PROJECT WILL ADDRESS IN-HOUSE MINOR COUNTYWIDE SIDEWALK REPLACEMENT AND REPAIR. WORK TO BE DONE BY ROADS CREWS.	375,000
01785479 - SIDEWALK REPLACEMENT - SW	THIS PROJECT WILL ADDRESS IN-HOUSE MINOR COUNTYWIDE SIDEWALK REPLACEMENT AND REPAIR. WORK TO BE DONE BY STORMWATER CREWS.	375,000
01785481 - LANDSCAPE - AIRPORT BLVD	LANDSCAPE IMPROVEMENTS ALONG AIRPORT BLVD BETWEEN SR 46 AND US 17-92	200,000
01785482 - LANDSCAPE - CR 46A	LANDSCAPE IMPROVEMENTS ALONG CR 46A BETWEEN ORANGE BLVD AND AIRPORT BLVD	250,000
01785483 - LANDSCAPE - CR 419	LANDSCAPE IMPROVEMENTS ALONG CR 419 BETWEEN WAVERLEY WOODS BLVD AND SNOWHILL RD	175,000
01785486 - GEC - PROJECT	GEC CONTRACT FOR PROJECT MANAGEMENT WITH CH2M	500,000
01785488 - CRANE STRAND CANAL CULVERT REP	REPLACE 650 FT OF FAILED DRAINAGE PIPE AND ASSOCIATED STRUCTURES	350,000
01785489 - ENGINEERING CAPITALIZATION	LABOR DISTRIBUTION CHARGES FOR CIP DELIVERY, SIDEWALK REPAIRS, LAND MANAGEMENT AND TRAFFIC ENGINEERING CIP PROGRAMS	4,066,657

COUNTYWIDE CAPITAL PROJECTS BY FUND / PROGRAM

PROJECT	PROJECT SCOPE	FY17 WORKSESSION
01785490 - E MCCULLOCH RD - 3RD GEN - PH 2		125,000
01785492 - TUSKAWILLA RD PH 4	-	1,200,000
99999906 - PROJECT MANAGEMENT	GEC CONTRACT FOR PROJECT MANAGEMENT WITH CH2M	1,000,000
01785435 - CR 426 @ VAN ARSDALE ST	TWO FLOODING AREAS ALONG CR 426, ONE NEAR VAN ARSDALE ST AND THE OTHER IS NEAR	350,000
01785451 - W. LAKE MARY BLVD (EB LANES)	THIS PROJECT WILL ADD EAST BOUND TURN LANES ON W. LAKE MARY BLVD AT INTERNATIONAL PARKWAY	50,000
11560 2014 INFRASTRUCTURE SALES TAX Total		35,747,907

12801 FIRE/RESCUE-IMPACT FEE

05 EMS/FIRE/RESCUE

00258003 - FIRE STATION 29 - ALOMA AVENUE	THE COMMUNITIES OF JAMESTOWN, ALOMA WOODS AND SR 426 / SR 417 CORRIDOR, WHICH HAS EXPERIENCED SIGNIFICANT GROWTH OF COMMERCIAL AND RESIDENTIAL PROPERTIES HAS RESULTED IN THE NEED FOR EXPANDED EMERGENCY SERVICE DELIVERY. SEMINOLE COUNTY FIRE DEPARTMENT HAS IDENTIFIED THE NEED OF A FIRE STATION IN THE AREA SR 426/VIA LOMA WAY. SEMINOLE COUNTY FIRE DEPARTMENT HAS STUDIED THE AREA AND DETERMINED THE NEED TO BEGIN CONSTRUCTION OF FIRE STATION IN FY 16/17 FOR THE CONSTRUCTION OF FIRE STATION 29. SCFD CURRENTLY OWNS PROPERTY LOCATED AT SR426/VIA LOMA WAY AND THE SITE OFFERS EXCELLENT ROAD NETWORK FOR PROVIDING EMS/FIRE/RESCUE EMERGENCY SERVICES TO THE AREA AND ADDITIONALLY PROVIDING SERVICES TO SURROUNDING COMMUNITIES OF OVIEDO, LAKE HOWELL ROAD. AND RED BUD ROAD CORRIDOR . SEMINOLE COUNTY FIRE DEPARTMENT IS REQUESTING \$ 3.5 MILLION FROM IMPACT FEES FOR THE PERMITTING, SITE WORK AND CONSTRUCTION OF FS 29 IN FY 16/17 BUDGET.	3,369,917
---	---	-----------

12801 FIRE/RESCUE-IMPACT FEE Total	3,369,917
---	------------------

30600 INFRASTRUCTURE IMP OP

01 TELECOMMUNICATIONS

00249202 - COMMUNICATION TOWER REPLACEMENT	FUNDING IS ALREADY IN PLACE FOR THE DECOMMISSION OF 4 OF 8 TOWERS. THIS REQUEST WILL ALLOW FOR THE REMAINING 4 TOWERS TO BE DECOMMISSIONED THAT WHERE REPLACED IN 2014 BY CIP# 00249201. (BU 00249202) THE TOWER STRUCTURES ARE GOVERNED BY LOCAL BUILDING	150,000
--	--	---------

30600 INFRASTRUCTURE IMP OP FUND Total	150,000
---	----------------

32100 NATURAL LANDS/TRAILS

04 NATURAL LANDS

00234649 - ECON RIVER BOARDWALK REPLACEMENT	EXISTING BOARDWALK IN NEED OF REPAIRS AND RENOVATION. CURRENT STRUCTURE NEEDS ATTENTION BEFORE IT BECOMES UNSAFE.	90,000
00234695 - JETTA POINT (NATURAL LANDS)	REDEVELOP PROPERTY INTO PARK AND ADD TENNIS COURTS, BASKETBALL COURT, WALKING PATHS, PLAYGROUND, AMENITIES, AND PARKING`	500,000
00234694 - SPRING HAMMOCK BOARDWALK REPL	DEMOLITION OF CURRENT LAKE JESUP BOARDWALK AND REPLACEMENT OF BOARDWALK.	66,900

32100 NATURAL LANDS/TRAILS Total	656,900
---	----------------

40100 WATER AND SEWER FUND

07 FACILITIES

00007086 - # WATER SEWER PLANNED WORK	ONGOING CAPITAL MAINTENANCE OF GENERAL GOVERNMENT BUILDING HVAC SYSTEMS. THE WORKPLAN MAY BE CHANGED TO ACCOMMODATE UNFORESEEN DAMAGE TO FACILITIES.	61,246
---------------------------------------	--	--------

08 UTILITIES ENGINEERING PROGRAM

00022903 - SMALL METER REPLACEMENT PROGRA	CURRENT INVENTORY OF SMALL SERVICE METERS 5/8 THROUGH 2 INCH IS APPROXIMATELY 46,500 METERS. THREE THOUSAND (3000) OF THOSE UNITS ARE IN SERVICE AREAS ACQUIRED EIGHT (8) YEARS AGO AND RECORDS INDICATE THAT THESE METERS WOULD BE THE FIRST UNITS TO BE CHANGED OUT. WITH THREE (3) METER REPLACEMENT TECHNICIANS DESIGNATED TO THIS PROGRAM, THE PLANNED TARGET REPLACEMENT METERS SHOULD AVERAGE 4,650 ANNUALLY. AS THE OLDEST METERS AND ASSOCIATED INFRASTRUCTURE ARE REPLACED, EFFICIENCIES IN REPLACEMENTS SHOULD INCREASE. IT IS ANTICIPATED THE FIRST CYCLE OF TOTAL REPLACEMENTS WILL TAKE APPROXIMATELY 10 YEARS TO COMPLETE. SUBSEQUENT PERIODS WILL MOVE AT A MORE EFFICIENT PACE AS INFRASTRUCTURE IS UPGRADED	2,250,000
---	---	-----------

08 WATER OPERATIONS

00006607 - UNIDIRECTIONAL FLUSHING PROGRA	THIS PROGRAM FOCUSES ON THE METHODS TO CLEAN WATER DISTRIBUTION PIPES TO IMPROVE WATER QUALITY AND RESTORE CAPACITY OF WATER FLOW.	150,000
---	--	---------

40100 WATER AND SEWER FUND Total	2,461,246
---	------------------

COUNTYWIDE CAPITAL PROJECTS BY FUND / PROGRAM

PROJECT	PROJECT SCOPE	FY17 WORKSESSION
40108 WATER & SEWER CAPITAL		
08 UTILITIES ENGINEERING PROGRAM		
00021716 - OVERSIZING & EXTENSION-SANITAR	SANITARY SEWER OVERSIZING & EXTENSIONS ARE A SERIES OF PROJECTS WHICH OVERSIZE OR EXTEND, AS NECESSARY SEWER MAINS AND RECLAIMED WATER MAINS THAT ARE DEVELOPER CONSTRUCTED IN SUPPORT OF THE COUNTY'S UTILITY MASTER PLAN. DESIGN AND CONSTRUCTION REIMBURSEMENTS TO DEVELOPERS ARE VIA AMENDMENTS TO THEIR UTILITY AGREEMENTS.	50,000
00021717 - OVERSIZING & EXTENSIONS-POTABL	POTABLE WATER OVERSIZING AND EXTENSIONS ARE A SERIES OF PROJECTS WHICH OVERSIZE OR EXTEND, AS NECESSARY POTABLE WATER MAINS THAT ARE DEVELOPER CONSTRUCTED IN SUPPORT OF THE COUNTY'S UTILITY MASTER PLAN. DESIGN AND CONSTRUCTION REIMBURSEMENTS TO DEVELOPERS ARE VIA AMENDMENTS TO THEIR UTILITY AGREEMENTS.	50,000
00021726 - OREGON ST/FM WM RELOCATES	RELOCATION IS NECESSARY TO REMOVE THE EXISTING WATER AND WASTEWATER MAINS FROM INTERSTATE 4 LIMITED ACCESS RIGHT-OF-WAY AND ENABLE OPERATIONS AND MAINTENANCE STAFF PERSONNEL TO BETTER ACCESS THE UTILITIES	750,000
00040302 - CAPITALIZED LABOR PROJECT	FUNDS TO SUPPORT THE UTILITIES ENGINEERING DIVISION'S SALARIES, WAGES AND BENEFITS ASSOCIATED WITH LABOR PERFORMED BY STAFF ON CAPITAL IMPROVEMENT PROJECTS.	827,502
00056606 - LAKE MONROE WATER TREATMENT DE	DECOMMISSIONING OF THE LAKE MONROE WATER TREATMENT PLANT AFTER THE UPGRADES TO THE MARKHAM REGIONAL WATER TREATMENT PLANT AND AN INTERCONNECT WITH THE CITY OF SANFORD ARE COMPLETED AND OPERATIONAL.	445,000
00064573 - LAKE MONROE SYSTEM PRESSURE MO	REMOVAL OF TWO PRESSURE REDUCING VALVES BETWEEN THE MARKHAM AND THE LAKE MONROE WATER TREATMENT PLANTS.	100,000
00064576 - SOUTHWEST SERVICE AREA PIPELIN	DESIGN AND CONSTRUCTION OF PIPING REPLACEMENTS IN THE COUNTY'S SOUTHWEST SERVICE AREA.	500,000
00064583 - WATER DISTRIBUTION SYSTEM COND	CONDITION ASSESSMENT OF EXISTING WATER TRANSMISSION AND DISTRIBUTION MAINS. PROJECT WAS ESTABLISHED UNDER THE UTILITIES MASTER PLAN (2013).	160,000
00064588 - NW-W1&2 PIPELINE IMPROVEMENT	IMPROVE HYDRAULICS BY INCREASING THE SIZE OF THE POTABLE WATER TRANSMISSION MAINS TO REDUCE VELOCITIES. THE TRANSMISSION MAINS TO BE UPSIZED ARE LOCATED AT THE INTERSECTIONS OF ORANGE BLVD WITH SR 46 AND SR 46A.	
00064591 - DOLGNER PL WATER MAIN REPLACE	REPLACEMENT OF EXISTING DUCTILE IRON WATER MAIN ALONG DOLGNER PLACE WITH PVC WATER MAIN	300,000
00064592 - WATER SERVICE LINE REPLACEMENT	REPLACEMENT OF SERVICE LINES WITHIN THE INDIAN HILLS, COUNTRY LANE, AND HIGHLAND PINES SUBDIVISIONS	300,000
00064593 - BRAMPTON PL WATER MAIN RELOCAT	RELOCATION OF APPROXIMATELY 200 LINEAR FEET OF POTABLE WATER MAIN TO THE RIGHT-OF-WAY AND UTILITY EASEMENT LOCATED AT THE NORTH END OF BRAMPTON PLACE IN LAKE MARY	75,000
00065234 - WEKIVA PARKWAY UTILITY RELOCAT	THIS PROJECT IS FOR THE RELOCATION OF UNDERGROUND POTABLE WATER, SEWER AND RECLAIMED UTILITY MAINS TO AVOID CONFLICTS WITH CONSTRUCTION OF THE NEW WEKIVA PARKWAY.	8,200,000
00065236 - MINOR ROADS UTILITY UPGRADES-P	THE MINOR ROAD UTILITY UPGRADES IS A SERIES OF PROJECTS WHICH CONSIST OF THE DESIGN, PERMITTING, AND CONSTRUCTION OF POTABLE WATER UTILITY RELOCATIONS IMPACTED BY MINOR ROADWAY, STORMWATER, INTERSECTION, AND SIDEWALK IMPROVEMENTS ASSOCIATED WITH PUBLIC WORKS MINOR ROADS PROGRAM. THIS GROUP OF PROJECTS IS NECESSARY TO SUPPORT VARIOUS STORMWATER, TRAFFIC AND ROADWAY CONSTRUCTION PROJECTS.	75,000
00065237 - MINOR ROADS UTILITY UPGRADES-S	THE MINOR ROAD UTILITY UPGRADES IS A SERIES OF PROJECTS WHICH CONSIST OF THE DESIGN, PERMITTING, AND CONSTRUCTION OF WASTEWATER AND RECLAIMED WATER UTILITY RELOCATIONS IMPACTED BY MINOR ROADWAY, STORMWATER, INTERSECTION, AND SIDEWALK IMPROVEMENTS ASSOCIATED WITH PUBLIC WORKS MINOR ROADS PROGRAM. THIS GROUP OF PROJECTS IS NECESSARY TO SUPPORT VARIOUS STORMWATER, TRAFFIC AND ROADWAY CONSTRUCTION PROJECTS.	75,000
00065239 - OXFORD ROAD IMPROVEMENTS - 17-	DESIGN FOR RELOCATION OF POTABLE WATER AND WASTEWATER INFRASTRUCTURE TO SUPPORT PUBLIC WORKS CIP PROJECT TO IMPROVE OXFORD ROAD FROM SR 17-92 TO FERNWOOD BLVD.	160,000
00065284 - ORANGE AVE FORCE MAIN EXTENSIO	EXTENSION OF 2 INCH FORCE MAIN TO LOOP WASTEWATER TRANSMISSION SYSTEM	100,000
00065285 - COUNTRY CLUB HEIGHT GRAV MAIN	REHABILITATION OF GRAVITY SEWER MAIN WITHIN THE COUNTRY CLUB HEIGHTS SUBDIVISION	150,000
00065286 - SR 417 WIDENING RELOCATES	RELOCATIONS OF POTABLE WATER AND WASTEWATER INFRASTRUCTURE DUE TO THE FDOT'S SR 417 WIDENING PROJECT	150,000
00082924 - PUMP STATION UPGRADES	THE PUMP STATION UPGRADES WILL CONSIST OF THE DESIGN, PERMITTING AND CONSTRUCTION OF ANNUAL PUMP STATION UPGRADES INCLUDING WET WELL REHAB, CONTROL PANELS, CONCRETE PAD REPAIR, ODOR CONTROL AND GENERATORS AS NEEDED TO ACHIEVE EFFICIENT MAINTENANCE COSTS. OTEHR REPAIRS MAY BE REQUIRED AND ARE DETERMINED BY A CONDITION ASSESSMENT.	1,700,000

COUNTYWIDE CAPITAL PROJECTS BY FUND / PROGRAM

PROJECT	PROJECT SCOPE	FY17 WORKSESSION
00082926 - GREENWOOD LAKES POWER EASEMENT	GROUT AND ABANDON APPROX. 1,000 LF OF GRAVITY SEWER THAT CURRENTLY DISCHARGES TO GREENWOOD LAKES WRF, CONSTRUCT A MASTER PUMP STATION AND APPROX. 1,500 LF OF FORCE MAIN TO REPLACE THE GRAVITY SEWER. THIS PROJECT ALSO INCLUDES JACK AND BORE OF GREENWAY BOULEVARD FOR THE FORCE MAIN TO GREENWOOD LAKES WRF. REPLACEMENT OF THE POWER EASEMENT MANHOLE WITH A NEW MANHOLE, REROUTE TWO GRAVITY SEWER LINES AND FORCE MAIN TO THE NEW MANHOLE AND GROUT THE ABANDONED MANHOLE.	2,000,000
00083116 - FORCE MAIN & AIR RELEASE VALVE	ASSESSMENT OF CONDITION OF EXISTING FORCE MAINS AND AIR RELEASE VALVES SUSPECTED OF BEING IN DETERIORATED CONDITION DUE TO AGE OR REPAIR RECORDS.	250,000
00083117 - GRAVITY SEWER & MANHOLE CONDI	ASSESSMENT OF CONDITION OF EXISTING GRAVITY SEWER MAINS AND MANHOLES SUSPECTED OF BEING IN DETERIORATED CONDITION DUE TO AGE OR REPAIR RECORDS.	250,000
00181606 - YLSWTF AIR PIPING RELOCATE	REROUTING AND IMPROVEMENT OF PIPE SUPPORT SYSTEM FOR AIR PIPING FROM THE INTAKE SCREEN AIRBUST BACKWASH SYSTEM	200,000
00201103 - CONSUMPTIVE USE PERMIT CONSOLI	PERMITTING ACTIVITIES TO CONSOLIDATE THE COUNTY'S CUPS FOR THE NORTHWEST, NORTHEAST, SOUTHEAST AND SOUTHWEST SERVICE AREAS. FUNDS ALSO NEEDED TO MEET CONDITIONS OF THE CONSOLIDATED CONSUMPTIVE USE PERMIT.	50,000
00201522 - POTABLE WELL IMPROVEMENTS	THE POTABLE WELL IMPROVEMENTS IS A SERIES OF PROJECTS WHICH CONSIST OF WELL HEAD PROTECTION IMPROVEMENTS, MODIFICATIONS, AND UPGRADES TO THE 46 EXISTING GROUNDWATER PRODUCTION WELLS THAT SUPPLY THE EXISTING COUNTY WATER TREATMENT FACILITIES.	75,000
00201547 - SER WELL 4 MODIFICATIONS	SER WELL 4 IS OVER DRILLED INTO THE CONFINING LAYER BETWEEN THE UPPER FLORIDAN AQUIFER AND THE LOWER FLORIDAN AQUIFER. SER WELL 4 NEEDS TO BE BACKPLUGGED TO PULL SOURCE WATER ONLY FROM THE UPPER FLORIDAN AQUIFER.	50,000
00203314 - DOL RAY WATER TREATMENT PLANT	DECOMMISSIONING OF THE WATER TREATMENT PLANT AFTER AGREEMENT WITH ALTAMONTE SPRINGS IS MADE TO BUY WHOLESALE WATER.	445,000
00203315 - DRUID HILLS WATER TREATMENT PL	DECOMMISSIONING OF WTP AFTER UPGRADES TO INTERCONNECTION WITH ALTAMONTE SPRINGS IS COMPLETE	195,000
00216426 - IRON BRIDGE AGREEMENT	A FAMILY OF PROJECT RELATED TO AN AGREEMENT WITH CITY OF ORLANDO TO EXPAND THE CAPACITY THROUGH IMPROVEMENTS TO AND REFURBISHMENT OF THE EXISTING CITY OF ORLANDO'S IRON BRIDGE FACILITY. THIS REGIONAL WASTEWATER FACILITY TREATS FLOW FROM THE COUNTY'S SOUTHEAST SERVICE AREA. THE RESULTS OF THIS PROJECT FOR THE COUNTY IS THE ACQUISITION OF RIGHTS TO FUTURE USE OF THE IRON BRIDGE PROJECT. ~~~	2,442,000
00227413 - GREENWOOD LAKES RAPID INFILTRA	RELOCATION OF LYNWOOD EMERGENCY GENERATORS TO SUPPORT RECLAIMED WATER PUMPING SYSTEM.	200,000
00283005 - NW-RW-2 SYSTEM WIDE OPER EFFIC	THIS PROJECT WILL PRODUCE A STUDY WITH RECOMMENDATIONS TO OPTIMIZE OPERATIONS, SYSTEM CONTROLS AND OPERATOR FLEXIBILITY OF THE RECLAIMED WATER SYSTEM.	350,000
00283006 - SCADA AND SECURITY SYSTEMS IMP	THIS PROJECT WILL REPLACE SCADA NETWORK AND SECURITY SYSTEM EQUIPMENT ON AN ANNUAL BASIS OVER A FIVE YEAR PERIOD BASED ON A SCADA AND SECURITY SYSTEM MASTER PLAN GENERATED EVERY FIVE YEARS. ANNUAL FUNDING NEEDS IS PROJECTED TO BE \$325,000 PER YEAR TO ADDRESS BOTH SCADA NETWORK AND SECURITY SYSTEM HARDWARE REPLACEMENT NEEDS.	325,000
00283010 - RED BUG LAKE RD FM REPLACEMENT	REPLACEMENT OF APPROXIMATELY 2,500 FT OF FORCE MAIN THAT RUNS NORTH OF SLAVIA RD ALONG THE WEST SIDE OF THE RED BUG LAKE RD	250,000
00065287 - SPRING VILLA CONFLICT	IMPROVE THE FUNCTIONALITY OF A STORM AND SEWER CONFLICT STRUCTURE	145,000
08 WATER OPERATIONS		
00164308 - CONCENTRATE MGMT FEASIBILITY EVALUATION	THIS PROJECT IS NECESSARY TO DETERMINE THE MOST EFFECTIVE WAY TO MANAGE CONCENTRATE WHICH IS A BYPRODUCT OF MEMBRANE TECHNOLOGY TO TREAT SURFACE WATER TO POTABLE WATER STANDARDS. OPTIONS FOR CONCENTRATE MANAGEMENT INCLUDE DEEP WELL INJECTION, DISCHARGE TO SEWER, DISCHARGE TO SURFACE WATER AND EVAPORATION/LANDFILL DEPOSITION. THE DETERMINATION MADE AS A RESULT OF THIS DESIGN WILL BE IMPLEMENTED AS PART OF THE CIP PROJECT THAT EXPANDS THE YANKEE LAKE SURFACE WATER TREATMENT PLANT TO TREAT SURFACE WATER TO POTABLE WATER STANDARDS.	150,000
40108 WATER & SEWER CAPITAL IMPROVEM Total		21,544,502
40201 SOLID WASTE FUND		
07 FACILITIES		
00007088 - # SOLID WASTE PLANNED WORK	ONGOING CAPITAL MAINTENANCE OF GENERAL GOVERNMENT BUILDING HVAC SYSTEMS. THE WORKPLAN MAY BE CHANGED TO ACCOMMODATE UNFORESEEN DAMAGE TO FACILITIES.	39,760
08 CENTRAL TRANSFER STATION OPERA		
00007098 - CTS NPDES PERMIT	-	10,000

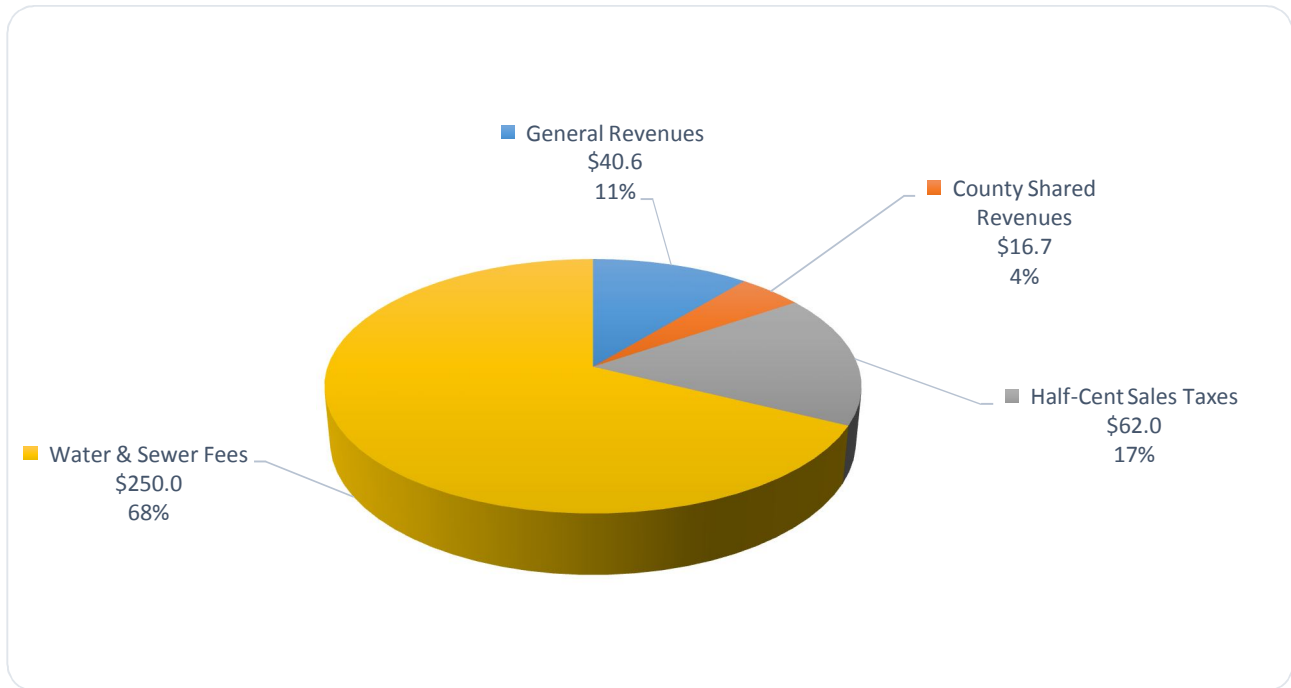
COUNTYWIDE CAPITAL PROJECTS BY FUND / PROGRAM

PROJECT	PROJECT SCOPE	FY17 WORKSESSION
08 SW-COMPLIANCE & PROGRAM MANAGE		
00160803 - LANDFILL ACCESS PAVING	PAVING OF ACCESS RAMPS AND PERIMETER ROADWAYS AT THE LANDFILL TO PROVIDE STABILITY FOR VEHICLES TO ACCESS THE WORKING FACE OF THE LANDFILL.	750,000
00201902 - TIPPING FLOOR RESURFACING	RENEWAL AND REHABILITATION IS NEEDED PERIODICALLY ON THE CENTRAL TRANSFER STATION TIPPING FLOOR. THE FLOOR HAS A WEAR SURFACE COMPOSED OF AN IRON-AGGREGATE CONCRETE. AS REFUSE IS PUSHED ON THE TIPPING FLOOR, THE SURFACE WEARS OUT OVER TIME. THE FLOOR NEEDS TO BE RE-CONSTRUCTED PERIODICALLY TO EXTEND THE LIFE OF THE FACILITY. SMALLER PATCHES HAVE BEEN SUCCESSFUL IN PROLONGING THE NEED FOR A MAJOR RESURFACING; HOWEVER, THE PROJECT WILL BE NEEDED SOON.	175,000
00215802 - UPGRADED PREFABRICATED HAZARDO	REPLACEMENT OF HAZARDOUS WASTE STORAGE LOCKERS. CURRENT LOCKERS AT THE TRANSFER STATION ARE CORRODING. SANDING AND REFINISHING WILL KEEP THE EXISTING LOCKERS VIABLE FOR A FEW MORE YEARS.	80,000
00244517 - TRANSFER STATION REFURBISHMENT	REFURBISHMENT OF FEATURES AT THE TRANSFER STATION, INCLUDING SECTIONS OF DRIVEWAY CONCRETE, ENTRANCE GATES, FIRE SPRINKLER SYSTEM, CCTV SYSTEM, PORTIONS OF THE BUILDING ENVELOPE, AND OTHER MISCELLANEOUS FEATURES. THESE ITEMS REQUIRE REPLACEMENT AND/OR REFURBISHMENT TO EXTEND THE LIFE OF THE TRANSFER STATION.	445,000
00244522 - LANDFILL PUMP STATION REPLACEMENT	THE LANDFILL LEACHATE CONVENIENCE SYSTEM CONTAINS 3 PUMP STATIONS WITH 2 PUMPS PER STATION. THE PUMPS ARE PROJECTED TO REACH THE END OF THE USEFUL LIFE REQUIRING REPLACEMENT EVERY 5 YEARS.	40,000
00244604 - LANDFILL GAS SYSTEM EXPANSION	DESIGN, ENGINEER, PERMIT, AND CONSTRUCT AN EXPANSION OF LANDFILL GAS COLLECTION SYSTEM INTO RECENTLY PLACE WASTE IN COMPLIANCE WITH ENVIRONMENTAL PROTECTION AGENCY (EPA) TITLE V REGULATIONS AND THE LANDFILL'S AIR PERMIT.	315,000
40201 SOLID WASTE FUND	Total	1,854,760
50300 HEALTH INSURANCE FUND		
01 BENEFITS		
00006659 - WELLNESS PROGRAM	THE WELLNESS PROGRAM WILL FOCUS ON IMPROVING THE HEALTH OF EMPLOYEES. IT WILL MEASURE EMPLOYEES HEALTH BASED ON THE FOLLOWING CRITERIA: BODY MASS INDEX (BMI), CHOLESTEROL, GLUCOSE, AND BLOOD PRESSURE. THE RANGES WERE REVIEWED AND APPROVED BY THE COUNTY'S HEALTH INSURANCE GROUP - BLUE CROSS BLUE SHIELD. BASED ON RESULTS, IF AN EMPLOYEE DOES NOT MEET 3 OF THE 4 RANGES AND FAILS TO GET AN ANNUAL EXAM, PAYROLL DEDUCTIONS WILL TAKE PLACE.	50,000
50300 HEALTH INSURANCE FUND	Total	50,000
NOT CURRENTLY FUNDED		
00100 GENERAL FUND		
01 EMERGENCY MANAGEMENT		
00007122 - SPECIALIZED EQUIPMENT CANOPY	THERE IS A CRITICAL NEED OF BUILDING AN ALUMINUM CANOPY STRUCTURE OVER THE MOBILE COMMAND UNIT AND THE MOST CRITICAL TRAILERS, SPECIFICALLY THE DISASTER RESPONSE AND LOGISTICS TRAILER. STAFF REQUESTS BUILDING A PRODUCT SIMILAR TO THE SEMINOLE COUNTY SHERIFF'S OFFICE ALONG THE BACK OF THE PARKING LOT TO PROTECT ALL OF THEIR CRITICAL EQUIPMENT.	35,000
04 EXTENSION SERVICE		
00234790 - MARQUEE-EXTENSION OFFICE	PROVIDE UP TO DATE INFORMATION ON CLASSES OFFERED. PROVIDE INFORMATION DURING EMERGENCY DROUGHTS, FREEZES, RAINFALL AND INFORMATION PROVIDED ON HOW TO TAKE CARE OF PLANTS, HOUSE, FAMILIES.	30,000
00234800 - RESTROOM REMODELING - ES	REMODEL RESTROOM TO COMPLY WITH CURRENT ADA STANDARDS FOR EASY ACCESS TO TOILET & SINK. UPGRADE FIXTURES, WALLS, TILES IN BOTH MEN'S AND WOMEN'S RESTROOM	20,000
00234801 - RESTROOM REMODELING - ES AUDI	REMODEL RESTROOM TO COMPLY WITH CURRENT ADA STANDARDS FOR EASY ACCESS TO TOILET & SINK. UPGRADE FIXTURES, WALLS, TILES IN BOTH MEN'S AND WOMEN'S RESTROOM	20,000
04 LIBRARY SERVICES		
00234802 - EXTERIOR POLE LIGHTS - CB	REPLACE 2 TO 3 RUSTED AND DAMAGED POLES TO ENSURE PUBLIC SAFETY	5,000
00234803 - EXTERIOR POLE LIGHTS - EB	REPLACE 2 TO 3 RUSTED AND DAMAGED POLES TO ENSURE PUBLIC SAFETY	5,000
00234804 - PUBLIC RESTROOM FIXTURES - NB	PUBLIC RESTROOM FIXTURES ARE BROKEN AND DAMAGED BY WEAR AND TEAR AND VANDALISM. THE FOLLOWING NEED TO BE REPAIRED AND REPLACED: BABY CHANGING TABLES, HAND DRIERS, AND THE STALL PARTITIONS . THE DOORS IN RESTROOM ARE DAMAGED AND NEED TO BE REPLACED.	9,000
00234805 - EXTERIOR POLE LIGHTS -	REPLACE 2 TO 3 RUSTED AND DAMAGED POLES TO ENSURE PUBLIC SAFETY	5,000
00234806 - EXTERIOR POLE LIGHTS - WB	REPLACE 2 TO 3 RUSTED AND DAMAGED POLES TO ENSURE PUBLIC SAFETY	5,000
01785354 - MUSEUM CARRIAGE HOUSE	CONVERSION OF WAREHOUSE TO ACCOMMODATE CARRIGE COLLECTION DONATION.	10,000

COUNTYWIDE CAPITAL PROJECTS BY FUND / PROGRAM

PROJECT	PROJECT SCOPE	FY17 WORKSESSION
04 PASSIVE PARKS		
00234763 - RESURFACE TENNIS COURTS/HOCKEY	REPLACE SURFACE OF TENNIS COURTS AND HOCKEY RINK TO KEEP SAFE FOR USERS	7,500
00234764 - UPDATE SIGNAGE	UPDATE SIGNAGE TO FACILITATE PARK AND COUNTY INFORMATION TO PARK VISITORS	5,000
00234762 - REPLACEMENT BOARDS FOR HOCKEY	REPLACEMENT OF BOARDS FOR HOCKEY RINK. CURRENT BOARDS ARE BEYOND LIFE EXPECTANCY	7,500
04 RECREATIONAL ACTIVITIES & PROG		
00234676 - SYLVAN LAKE PARK - SPORTS LIGH	REPLACE EXISTING SYLVAN LAKE PARK SPORTS LIGHTING WITH ENERGY EFFICIENT GREEN LIGHTING IN ORDER TO MEET CURRENT SPORTS LIGHTING STANDARDS FOR TOURNAMENT PLAY AND INCREASE ENERGY CONSERVATION THAT WILL RESULT IN COST SAVINGS.~~	330,824
00234677 - SYLVAN LAKE PARK - BOARDWALK R	REPLACE EXISTING, DAMAGED BOARDWALK THROUGHOUT MARSH AND LAKE AREA THAT WAS DESTROYED DURING THE 2005 HURRICANE SEASON. REPLACEMENT TO INCLUDE DEMOLITION, DESIGN, PERMITTING AND INSTALLATION OF AT LEAST 300 FEET OF LINEAR BOARDWALK.~~	530,000
00234679 - SOFTBALL COMPLEX-	REPLACE TIMING SYSTEM AND PUMP CONTROL WITH UPDATED CONSERVATION EQUIPMENT	45,000
00234681 - SOFTBALL COMPLEX SCOREBOARD RE	REPLACEMENT OF SCOREBOARDS AT SOFTBALL COMPLEX	10,000
00234684 - RED BUG LAKE PARK - IRRIGATION	REPLACE 2 TIMINGS SYSTEMS AND PUMP CONTROL WITH UPDATED CONSERVATION EQUIPMENT	35,000
00234700 - MULTI-USE TURF FIELD REPLACEMENT	COMPLETE TURF REMOVAL, REGRADING AND CROWNING OF TURF FIELDS, LAZER LEVELING, IRRIGATION AND SOD REPLACEMENT. FIELDS C/D IN YEAR 2013 AND FIELDS A/B IN 2014.	6,000
00234733 - SOFTBALL COMPLEX SHADE COVER R	REPLACE SHADE COVERS AT PARK	100,000
00234740 - SOFTBALL COMPLEX FENCE REPLACE	TO REPLACE FENCES AT SOFTBALL COMPLEX	30,000
00234751 - LAKE JESUP BOARDWALK	-	100,000
00234755 - ADA UPGRADES	FIRST YEAR WILL FUND ASSESSMENT OF REQUIRED ADA UPGRADES SYSTEM-WIDE, PLAYGROUNDS, SIDEWALKS, BLEACHER PADS, RESTROOMS	35,000
00234757 - FIELD MAINTENANCE GATES	FIELD MAINTENANCE GATES REPLACEMENT AT THE SOFTBALL COMPLEX	7,500
00234769 - FISH PIER RENOV-RED BUG	FILL REPLACEMENT OF EXISITING PIER.	100,000
00234776 - REPLACE TENNIS COURTS-SANLANDO	REPLACE TENNIS COURT GATES AND FENCING.	14,850
00234777 - WALKING TRAIL IMPROVE-SANLANDO	REPLACE SHELL ROCK WALKWAYS WITH CONCRETE	25,000
00234778 - BACKSTOP CURB INSTALL-SOFTBALL	INSTALL BACKSTOP CURBING	7,000
00234780 - FOUL BALL FENCE REPLACEMENT	PROVIDE BETTER PROTECTION FROM FOUL BALLS IN THE SPECTATOR AREA FOR SAFETY REASONS	25,000
05 EMERGENCY COMMUNICATIONS		
00007113 - CAD PROJECT	REPLACE CURRENT CAD SYSTEM -- HARDWARE AND SOFTWARE, DESIGN AND IMPLEMENTATION - OPTIONS ARE BEING RESEARCHED AND PRICE WILL NOT BE CONFIRMED UNTIL A PROPER RFP IS CONDUCTED	3,500,000
14 TELEPHONE SUPPORT & MAINTENANC		
00007109 - TELEPHONE REFRESH GENERAL GOV	REPLACE THE EXISTING LEGACY NORTEL PHONE SYSTEM WITH A MODERN VOICE OVER IP SYSTEM COUNTY-WIDE. OPTIONS ARE BEING RESEARCHED AND PRICE WILL NOT BE CONF	1,500,000
00100 GENERAL FUND	Total	6,565,174
11200 FIRE PROTECTION FUND		
05 EMS/FIRE/RESCUE		
00007114 - BURN PANELS	THIS PROJECT WILL ALLOW THE EXISTING FIRE TRAINING SIMULATION TOWER/BUILDING TO BE RETROFITTED WITH FIRE RESISTIVE PANEL LINED ROOMS TO ALLOW FOR LIVE FIRE TRAINING. THE PROJECT WILL PROVIDE FOR THE LINING OF BOTH THE FIRST AND SECOND FLOORS OF THE TWO STORY PORTION OF THE SIMULATOR. THIS WILL COVER ALL MATERIALS AND LABOR. ALL NECESSARY ALTERATIONS TO EGRESS/INGRESS ROUTES WILL BE INCLUDED IN THE PROJECT SCOPE	250,000
11200 FIRE PROTECTION FUND	Total	250,000
12500 EMERGENCY 911 FUND		
05 EMERGENCY COMMUNICATIONS		
00007116 - ECC REMODEL/RENOVATION	DESIGN AND REPLACE WORKSTATIONS /UPGRADE/REMODEL OF EXISTING PLATFORMS.	200,000
12500 EMERGENCY 911 FUND	Total	200,000

SUMMARY OF OUTSTANDING DEBT



As of October 1, 2016, Seminole County has a total of \$369 million of outstanding debt, which includes bonds and bank loans. The outstanding debt is secured by multiple revenue sources. The majority of outstanding debt is secured by revenues from the Water and Sewer System. The following are revenue pledges for County debt outstanding:

- **General Revenues** – General revenues are non-ad valorem revenues. The County has a covenant to budget and appropriate non-ad valorem revenues to secure the Series 2014 Special Obligation Bonds, and Series 2013A and 2013B Capital Improvement Revenue Bonds.
- **County Shared Revenues** – The Florida Revenue Sharing Act of 1972 enacted legislation to create the Revenue Sharing Trust Fund for Counties. The Fund consists of a portion of the cigarette tax and sales and use tax collections, which are allocated to counties, based on a distribution formula and eligibility requirements. Section 218.25 of the Florida Statutes authorizes counties to pledge the guaranteed entitlement for bonded indebtedness up to 50 percent of the funds received in the prior year. The Series 2012 Capital Improvement Revenue Bonds are secured by County Shared Revenues.
- **Sales Tax** – The State levies a 6 percent sales tax of which a portion of net proceeds is transferred to the Local Government Half-Cent Sales Tax Clearing Trust Fund for distributions by the Department of Revenue pursuant to Section 218.61 of the Florida Statutes. The County's Sales Tax Bonds are secured by half-cent sales tax revenue.
- **Water and Sewer Revenues** – The County owns and operates a combined water and wastewater treatment system, associated distribution, collection and effluent disposal facilities. The County's Water and Sewer Bonds are secured by a pledge of net revenues derived from the ownership and operation of the system and connection fees.

Legal Debt Limits

The Constitution of the State of Florida, Statute 200.181 and Seminole County has not taken action to set legal debt limits. However, debt capacity measures such as direct and overall debt per capita and debt per taxable property value are evaluated prior to the issuance of debt.

SUMMARY OF OUTSTANDING DEBT FISCAL YEAR 2016/17

Capital Improvement Bonds (Bank Loans)

The \$10,000,000 and \$8,140,000 Capital Improvement Revenue Bonds, Series 2013A and 2013B (respectively) were issued to refund the \$20,125,000 Capital Improvement Revenue Bonds, Series 2010. The Series 2010 Bonds were issued to refund the \$24,060,000 Sales Tax Revenue Refunding Bonds, Series 1998. The Series 2013A and 2013B Bonds are secured by general revenues.

The \$22,000,000 Capital Improvement Revenue Bond, Series 2012 was issued to provide financing for the Public Safety Communications P25 Radio Tower Rebuild Projects. The Series 2012 Bond is secured by County Shared Revenues (Guaranteed Entitlement Funds).

FY	PRINCIPAL	INTEREST	TOTAL
2016-17	2,589,000	692,052	3,281,052
2017-18	2,657,000	632,925	3,289,925
2018-19	2,716,000	572,233	3,288,233
2019-20	2,778,000	510,201	3,288,201
2020-21	2,841,000	446,746	3,287,746
2021-22	2,912,000	381,846	3,293,846
2022-23	2,960,000	315,320	3,275,320
2023-24	3,011,000	247,676	3,258,676
2024-25	3,077,000	178,843	3,255,843
2025-26	3,146,000	108,502	3,254,502
2026-27	1,670,000	36,573	1,706,573
TOTAL	\$30,357,000	\$4,122,917	\$34,479,917

SUMMARY OF OUTSTANDING DEBT FISCAL YEAR 2016/17

Special Obligation Bonds

The \$28,000,000 Special Obligation Bonds, Series 2014 were issued to finance a portion of the costs of the acquisition, construction, equipping and installation of certain capital improvements including, without limitation, a new County Sports Complex and renovations to Soldiers Creek Park. The Series 2014 Bonds are secured by general revenues.

FY	PRINCIPAL	INTEREST	TOTAL
2016-17	535,000	1,105,050	1,640,050
2017-18	555,000	1,083,650	1,638,650
2018-19	585,000	1,055,900	1,640,900
2019-20	610,000	1,026,650	1,636,650
2020-21	635,000	1,002,250	1,637,250
2021-22	660,000	976,850	1,636,850
2022-23	690,000	950,450	1,640,450
2023-24	715,000	922,850	1,637,850
2024-25	745,000	894,250	1,639,250
2025-26	775,000	864,450	1,639,450
2026-27	805,000	833,450	1,638,450
2027-28	830,000	807,288	1,637,288
2028-29	860,000	779,275	1,639,275
2029-30	890,000	749,175	1,639,175
2030-31	920,000	716,913	1,636,913
2031-32	955,000	683,563	1,638,563
2032-33	990,000	647,750	1,637,750
2033-34	1,040,000	598,250	1,638,250
2034-35	1,095,000	546,250	1,641,250
2035-36	1,140,000	501,550	1,641,550
2036-37	1,185,000	455,000	1,640,000
2037-38	1,230,000	406,600	1,636,600
2038-39	1,285,000	356,350	1,641,350
2039-40	1,335,000	303,850	1,638,850
2040-41	1,390,000	247,994	1,637,994
2041-42	1,450,000	189,825	1,639,825
2042-43	1,510,000	129,138	1,639,138
2043-44	1,575,000	65,931	1,640,931
TOTAL	\$26,990,000	\$18,900,502	\$45,890,502

SUMMARY OF OUTSTANDING DEBT FISCAL YEAR 2016/17

Sales Tax Bonds

The \$29,810,000 Sales Tax Revenue Refunding Bond, Series 2015 (*bank loan*) was issued to refund the outstanding Sales Tax Revenue Bonds, Series 2005A. The \$35,365,000 Sales Tax Revenue Bonds, Series 2005A were issued to finance the renovation and expansion of the County's John E. Polk Correctional Facility. The \$39,700,000 Sales Tax Revenue Refunding Bonds, Series 2005B were issued to advance refund the Series 2001 Bonds maturing in the years 2012 through 2031. The Sales Tax Bonds are secured by half-cent sales tax revenue.

FY	PRINCIPAL	INTEREST	TOTAL
2016-17	2,550,000	2,436,575	4,986,575
2017-18	2,650,000	2,331,575	4,981,575
2018-19	2,765,000	2,221,875	4,986,875
2019-20	2,875,000	2,107,100	4,982,100
2020-21	2,990,000	1,987,238	4,977,238
2021-22	3,115,000	1,861,888	4,976,888
2022-23	3,250,000	1,730,663	4,980,663
2023-24	3,385,000	1,593,313	4,978,313
2024-25	3,530,000	1,449,563	4,979,563
2025-26	3,670,000	1,299,300	4,969,300
2026-27	5,645,000	1,142,238	6,787,238
2027-28	5,855,000	932,225	6,787,225
2028-29	6,075,000	713,388	6,788,388
2029-30	6,295,000	485,338	6,780,338
2030-31	6,535,000	247,800	6,782,800
TOTAL	\$61,185,000	\$22,540,079	\$83,725,079

SUMMARY OF OUTSTANDING DEBT FISCAL YEAR 2016/17

Water and Sewer Bonds

The \$149,270,000 Water and Sewer Revenue Refunding Bonds, Series 2015A were issued to advance refund the outstanding Water and Sewer Revenue Refunding Bonds, Series 2006; and the \$32,025,000 Water and Sewer Revenue Refunding Bonds, Series 2015B were issued to refund the outstanding Water and Sewer Revenue Refunding Bonds, Series 2005. The \$5,255,000 Water and Sewer Revenue Bonds, Series 2010A and \$70,705,000 Water and Sewer Revenue Bonds, Series 2010B (Federally Taxable Build America Bonds – Direct Subsidy) were issued to finance the cost of acquisition, construction and installation of certain additions and improvements to the water and wastewater system.

FY	PRINCIPAL	INTEREST ⁽¹⁾	TOTAL
2016-17	5,285,000	12,498,503	17,783,503
2017-18	5,550,000	12,240,353	17,790,353
2018-19	5,820,000	11,969,253	17,789,253
2019-20	6,260,000	11,683,941	17,943,941
2020-21	6,570,000	11,376,636	17,946,636
2021-22	6,895,000	11,053,386	17,948,386
2022-23	7,840,000	10,713,676	18,553,676
2023-24	8,235,000	10,326,486	18,561,486
2024-25	8,635,000	9,919,611	18,554,611
2025-26	9,065,000	9,491,861	18,556,861
2026-27	9,515,000	9,042,811	18,557,811
2027-28	9,985,000	8,561,327	18,546,327
2028-29	10,385,000	8,151,496	18,536,496
2029-30	10,800,000	7,725,086	18,525,086
2030-31	11,235,000	7,281,728	18,516,728
2031-32	11,685,000	6,819,868	18,504,868
2032-33	12,155,000	6,339,398	18,494,398
2033-34	12,640,000	5,839,640	18,479,640
2034-35	13,145,000	5,319,992	18,464,992
2035-36	13,675,000	4,779,534	18,454,534
2036-37	15,370,000	4,217,266	19,587,266
2037-38	16,015,000	3,226,977	19,241,977
2038-39	16,685,000	2,195,130	18,880,130
2039-40	17,385,000	1,120,116	18,505,116
TOTAL	\$250,830,000	\$191,894,075	\$442,724,075

(1) Gross of Build America Bonds (BABs) Subsidy

DEBT OVERVIEW

SPECIAL OBLIGATION DEBT

Capital Improvement Revenue Bond, Series 2012 (Bank Loan)

A \$22,000,000 bond was issued on October 18, 2012 to provide financing for the Public Safety Communications P25 Radio System Upgrade and Tower Rebuild Projects. The bank qualified Capital Improvement Bond bears an interest rate of 2.19% through final maturity on October 1, 2027. Funding is provided by County Shared Revenues (Guaranteed Entitlement Funds).

FY	PRINCIPAL	INTEREST	TOTAL
2016-17	1,375,000	366,606	1,741,606
2017-18	1,405,000	336,494	1,741,494
2018-19	1,440,000	305,724	1,745,724
2019-20	1,470,000	274,188	1,744,188
2020-21	1,500,000	241,995	1,741,995
Thereafter	9,550,000	742,410	10,292,410
TOTAL	\$16,740,000	\$2,267,417	\$19,007,417

Call Date: Prepayment in whole or in part on scheduled date. 100% of par after 2017.

Capital Improvement Revenue Bond, Series 2013A (Bank Loan)

A \$10,000,000 bond was issued on April 1, 2013 to refund a portion of the Capital Improvement Revenue Bond, Series 2010. The Series 2010 Bond refunded the 1998 Sales Tax Revenue Refunding Bonds. The 1998 Sales Tax Bonds were issued to refund a portion of the 1996 Sales Tax Bonds, which were issued for the construction of the Public Safety Building and Health Department building improvements. The bank qualified Capital Improvement Bond bears an interest rate of 2.39% through final maturity on October 1, 2026. Funding is provided by general revenues.

FY	PRINCIPAL	INTEREST	TOTAL
2016-17	668,000	179,513	847,513
2017-18	689,000	163,548	852,548
2018-19	701,000	147,081	848,081
2019-20	722,000	130,327	852,327
2020-21	738,000	113,017	851,017
Thereafter	3,993,000	291,198	4,284,198
TOTAL	\$7,511,000	\$1,024,736	\$8,535,736

Call Date: Prepayment in whole on scheduled date with 1% penalty.

Capital Improvement Revenue Bond, Series 2013B (Bank Loan)

An \$8,140,000 bond was issued on April 1, 2013 to refund a portion of the Capital Improvement Revenue Bond, Series 2010. The Series 2010 Bond refunded the 1998 Sales Tax Revenue Refunding Bonds. The 1998 Sales Tax Bonds were issued to refund a portion of the 1996 Sales Tax Bonds, which were issued for the construction of the Public Safety Building and Health Department building improvements. The bank qualified Capital Improvement Bond bears an interest rate of 2.39% through final maturity on October 1, 2026. Funding is provided by general revenues.

FY	PRINCIPAL	INTEREST	TOTAL
2016-17	546,000	145,933	691,933
2017-18	563,000	132,884	695,884
2018-19	575,000	119,428	694,428
2019-20	586,000	105,686	691,686
2020-21	603,000	91,680	694,680
Thereafter	3,233,000	235,152	3,468,152
TOTAL	\$6,106,000	\$830,764	\$6,936,764

Call Date: Prepayment in whole on scheduled date with 1% penalty.

DEBT OVERVIEW

SPECIAL OBLIGATION DEBT

Special Obligation Bonds, Series 2014

\$28,000,000 in bonds were issued on May 9, 2014 to finance a portion of the costs of the acquisition, construction, equipping and installation of certain capital improvements including, without limitation, a new County Sports Complex and renovations to Soldiers Creek Park. The interest rates of the outstanding bonds range from 3.25% to 5.00%; final maturity is October 1, 2044. Funding is provided by general revenues.

FY	PRINCIPAL	INTEREST	TOTAL
2016-17	535,000	1,105,050	1,640,050
2017-18	555,000	1,083,650	1,638,650
2018-19	585,000	1,055,900	1,640,900
2019-20	610,000	1,026,650	1,636,650
2020-21	635,000	1,002,250	1,637,250
Thereafter	24,070,000	13,627,250	37,697,000
TOTAL	\$26,990,000	\$18,900,500	\$47,531,150

Call Date: 10/1/2025

Sales Tax Revenue Refunding Bond, Series 2015 (Bank Loan)

A \$29,810,000 bond was issued February 26, 2015 to refund the outstanding Sales Tax Revenue Bonds, Series 2005A. The Series 2005A bonds were issued to finance the renovation and expansion of the County's John E. Polk Correctional Facility. The Sales Tax Revenue Bond, Series 2015 bears an interest rate of 2.50% through final maturity on October 1, 2031. Funding is provided by the County's share of the Local Government Half-Cent Sales Tax.

FY	PRINCIPAL	INTEREST	TOTAL
2016-17	1,050,000	705,125	1,755,125
2017-18	1,070,000	678,875	1,748,875
2018-19	1,105,000	652,125	1,757,125
2019-20	1,130,000	624,500	1,754,500
2020-21	1,150,000	596,250	1,746,250
Thereafter	22,700,000	3,794,125	26,494,125
TOTAL	\$28,205,000	\$7,051,000	\$35,256,000

Call Date: Prepayment at par plus accrued interest 10/1/2025.

Sales Tax Revenue Refunding Bonds, Series 2005B

\$39,700,000 in bonds were issued on January 10, 2006 to advance refund the County's outstanding Sales Tax Revenue Bonds, Series 2001 maturing in the years 2012 through 2031. The 2001 Sales Tax Bonds were issued to finance a portion of the cost of design, acquisition and construction of the courthouse expansion and renovation project. The interest rates of the outstanding Series 2005B Sales Tax Bonds range from 3.70% to 5.25%; final maturity is October 1, 2031. Funding is provided by the County's share of the Local Government Half-Cent Sales Tax.

FY	PRINCIPAL	INTEREST	TOTAL
2016-17	1,500,000	1,731,450	3,231,450
2017-18	1,580,000	1,652,700	3,232,700
2018-19	1,660,000	1,569,750	3,229,750
2019-20	1,745,000	1,482,600	3,227,600
2020-21	1,840,000	1,390,988	3,230,988
Thereafter	24,655,000	7,661,588	32,316,588
TOTAL	\$34,425,000	\$17,278,325	\$51,703,325

Call Date: Non-Callable

DEBT OVERVIEW

ENTERPRISE DEBT

Water and Sewer Revenue Bonds, Series 2010A

\$5,255,000 in bonds were issued March 3, 2010 to finance the cost of acquisition, construction and installation of certain additions and improvements to the water and wastewater system. The interest rates of the outstanding bonds range from 3.00% to 4.00%; final maturity is October 1, 2026. Funding is provided by connection fees and system revenue.

Call Date: 10/1/2020

FY	PRINCIPAL	INTEREST	TOTAL
2016-17	305,000	126,693	431,693
2017-18	320,000	117,542	437,542
2018-19	325,000	107,942	432,942
2019-20	335,000	97,380	432,380
2020-21	350,000	86,325	436,325
Thereafter	1,940,000	232,215	2,172,215
TOTAL	\$3,575,000	\$768,098	\$4,343,098

Water and Sewer Revenue Bonds, Series 2010B (Federally Taxable Build America Bonds – Direct Subsidy)

\$70,705,000 in bonds were issued March 3, 2010 to finance the cost of acquisition, construction and installation of certain additions and improvements to the water and wastewater system. The Series 2010B bonds were designated “Build America Bonds” for the purpose of the American Recovery and Reinvestment Act of 2009. As such, the County receives a subsidy payment for the interest payable on the bonds. The interest rates range from 6.318% to 6.443%; final maturity is October 1, 2040. Funding is provided by connection fees and system revenue.

Call Date: 10/1/2020; Prior to 10/1/2020 at Make Whole price

FY	PRINCIPAL	INTEREST ⁽¹⁾	TOTAL
2016-17	0	4,553,211	4,553,211
2017-18	0	4,553,211	4,553,211
2018-19	0	4,553,211	4,553,211
2019-20	0	4,553,211	4,553,211
2020-21	0	4,553,211	4,553,211
Thereafter	70,705,000	82,218,033	152,923,033
TOTAL	\$70,705,000	\$104,984,088	\$175,689,088

⁽¹⁾ Gross of Direct Subsidy

DEBT OVERVIEW

ENTERPRISE FUND DEBT

Water and Sewer Revenue Refunding Bonds, Series 2015A

\$149,270,000 in bonds were issued on May 1, 2015 to advance refund the Series 2006 bonds maturing in the years 2017 through 2036. The Series 2006 bonds were issued to finance the cost of acquisition, construction and installation of certain additions and improvements to the water and wastewater system. The Series 2015A interest rates range from 4.00% to 5.00%; final maturity is October 1, 2036. Funding is provided by connection fees and system revenue.

FY	PRINCIPAL	INTEREST	TOTAL
2016-17	0	6,454,600	6,454,600
2017-18	0	6,454,600	6,454,600
2018-19	0	6,454,600	6,454,600
2019-20	2,255,000	6,454,600	8,709,600
2020-21	2,365,000	6,341,850	8,709,600
Thereafter	144,650,000	54,025,850	198,675,850
TOTAL	\$149,270,000	\$86,186,100	\$235,456,100

Call Date: 10/1/2026

Water and Sewer Revenue Refunding Bonds, Series 2015B

\$32,025,000 in bonds were issued on May 1, 2015 to refund the outstanding Water and Sewer Revenue Refunding Bonds, Series 2005. The Series 2005 Bonds were issued to refund the 1999 Water and Sewer Revenue Bonds maturing in the years 2010 through 2022. The Series 2015B interest rate is 5.00% through final maturity on October 1, 2022. Funding is provided by connection fees and system revenue.

FY	PRINCIPAL	INTEREST ⁽¹⁾	TOTAL
2016-17	4,980,000	1,364,000	6,344,000
2017-18	5,230,000	1,115,000	6,345,000
2018-19	5,495,000	853,500	6,348,500
2019-20	3,670,000	578,750	4,248,750
2020-21	3,855,000	395,250	4,250,250
Thereafter	4,050,000	202,500	4,252,500
TOTAL	\$27,280,000	\$4,509,000	\$31,789,000

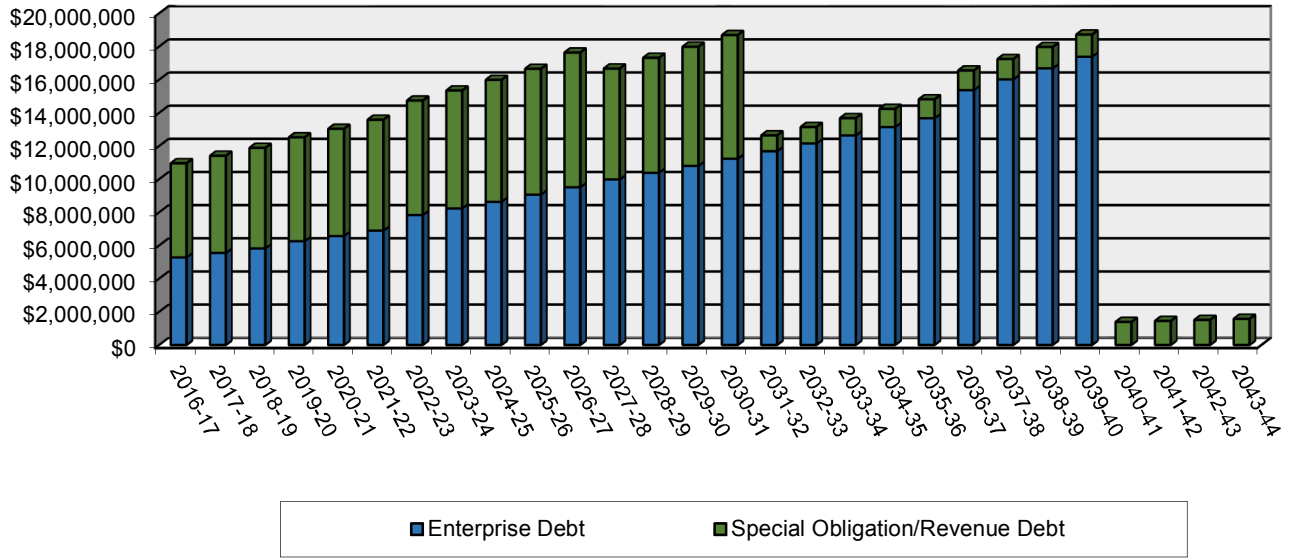
Call Date: Non-Callable

TOTAL COUNTY DEBT OUTSTANDING

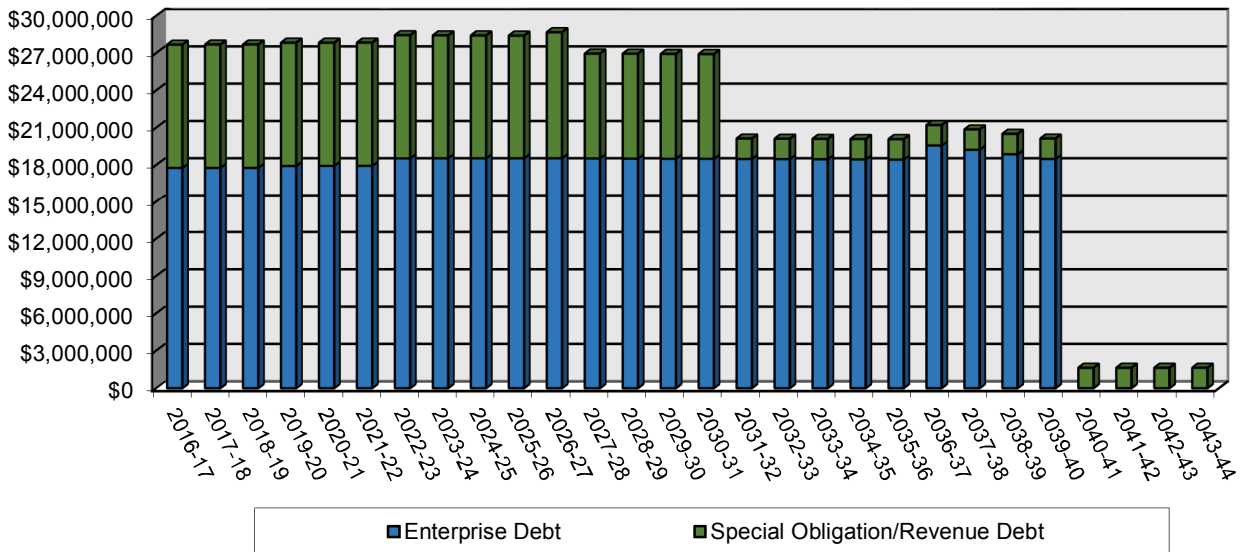
Issue and Purpose	Fund	Outstanding Principal 10/1/2016	FY 16/17 Principal Pmt	FY 16/17 Interest Pmt	Outstanding Principal 9/30/2017
Special Obligation / Revenue Debt					
2014 Special Obligation Bonds (ends 2044)	21235	\$26,990,000	\$535,000	\$1,105,050	\$26,455,000
2013A Capital Improvement Revenue Bonds (ends 2026) (Bank Loan)	21200	\$7,511,000	\$668,000	\$179,513	\$6,843,000
2013B Capital Improvement Revenue Bonds (ends 2026) (Bank Loan)	21200	\$6,106,000	\$546,000	\$145,933	\$5,560,000
2012 Capital Improvement Revenue Bonds (ends 2027) (Bank Loan)	21300	\$16,740,000	\$1,375,000	\$366,606	\$15,365,000
2015 Sales Tax Revenue Refunding Bonds (ends 2031) (Bank Loan)	22500	\$28,205,000	\$1,050,000	\$705,125	\$27,155,000
2005 B Sales Tax Revenue Refunding Bonds (ends 2031)	22500	\$32,980,000	\$1,500,000	\$1,731,450	\$31,480,000
Total		\$118,532,000	\$5,674,000	\$4,233,677	\$112,858,000
Enterprise Debt					
2010A Water & Sewer Revenue Bonds (ends 2026)	40100	\$3,575,000	\$305,000	\$126,693	\$3,270,000
2010B Water & Sewer Revenue Bonds (ends 2040)	40100	\$70,705,000	\$0	\$4,553,211	\$70,705,000
2015A Water & Sewer Revenue Ref. Bonds (ends 2036)	40115	\$149,270,000	\$0	\$6,454,600	\$149,270,000
2010B Water & Sewer Revenue Ref. Bonds (ends 2022)	40115	\$27,280,000	\$4,980,000	\$1,364,000	\$22,300,000
Total		\$250,830,000	\$5,285,000	\$12,498,504	\$245,545,000
Total Bonded Debt		\$369,362,000	\$10,959,000	\$16,732,181	\$358,403,000

TOTAL COUNTY DEBT OUTSTANDING FISCAL YEAR 2016/17

Principal Only



Principal and Interest



ASSIGNED UNDERLYING RATINGS

The following are Seminole County's assigned ratings for bonds outstanding, excluding bank loans. Seminole County has consistently maintained high quality ratings.

Rating Date	Credit	Moody's ⁽¹⁾	S&P
	Issuer Rating ⁽²⁾	Aa1	AA
January 2006	Sales Tax Revenue Bonds ⁽³⁾	Aa2	AA
February 2014	Special Obligation Bonds	Aa2	AA-
April 2015	Water and Sewer Bonds ⁽⁴⁾	Aa2	AA

(1) Moody's Global Scale Rating, May 7, 2010.

(2) Rating re-affirmed by Moody's and Standard & Poor's February 2014.

(3) Standard and Poor's upgrade September 2006.

(4) Rating re-affirmed by Moody's and upgraded by Standard & Poor's April 2015.

Rating Definitions

An underlying rating is a published assessment of a particular debt issue's credit quality absent credit enhancement.

Moody's rates bond issues from "Aaa" to "C". Bonds which are rated "Aaa" are judged to be of the highest quality, with minimal credit risk. Moody's applies numerical modifiers 1, 2, and 3 in each rating classification from "Aa" through "Caa". The modifier 1 indicates that the issue ranks in the higher end of the rating category; the modifier 2 indicates a mid-range ranking; and the modifier 3 indicates that the issue ranks in the lower end of the category.

Standard & Poor's rates bond issues from "AAA" to "D". Bonds which are rated "AAA" are considered to have extremely strong financial security characteristics. Standard and Poor's applies modifiers of plus (+) or minus (-) signs following ratings from "AA" to "CCC", which show relative standing within the major rating categories.

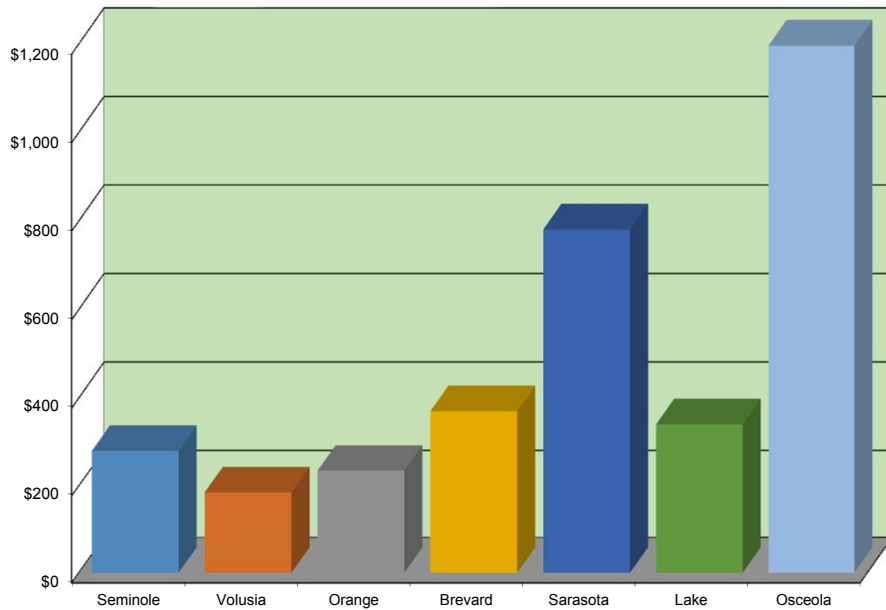
The following are rating assignments for high to medium grade securities:

Category	Moody's	S&P
Prime Maximum Quality	Aaa	AAA
High Grade – High Quality	Aa1	AA+
	Aa2	AA
	Aa3	AA-
Upper Medium Grade	A1	A+
	A2	A
	A3	A-
Lower Medium Grade	Baa1	BBB+
	Baa2	BBB
	Baa3	BBB-

(1) Beginning in April 2010, Moody's recalibrated its long-term U.S. Municipal ratings to its global rating scale. The global rating scale is used to rate sovereign, sub-sovereign, financial institution, project finance, structured finance and corporate obligations. This recalibration enhances the comparability of ratings across the Moody's-rated universe. Upon recalibration Moody's will maintain a single global scale rating system. (Source: Moody's Rating Report – Recalibration of Moody's U.S. Municipal Ratings to its Global Rating Scale, March 2010)

COUNTY COMPARISON OF DEBT PER CAPITA AS OF SEPTEMBER 30, 2015

General Obligation & Non-Self Supporting Revenue Debt



	<u>Seminole</u>	<u>Volusia</u>	<u>Orange</u>	<u>Brevard</u>	<u>Sarasota</u>	<u>Lake</u>	<u>Osceola</u>
Population	442,815	508,562	1,249,190	561,503	392,084	315,464	308,014
General Obligation Debt	\$0	\$21,295,000	\$0	\$93,540,000	\$99,917,673	\$24,255,000	\$29,795,000
General Obligation Debt per Capita	\$0	\$42	\$0	\$167	\$255	\$77	\$97
(1) Non-Self Supporting Revenue Debt	124,051,000	72,710,000	293,136,564	114,281,277	206,088,478	83,100,000	338,590,000
Non-Self Supporting Revenue Debt per Capita	280	143	235	204	526	263	1,099
(2) Self -Supporting Revenue Debt	\$256,020,000	\$79,454,669	\$701,740,000	\$39,946,723	\$281,502,221	\$0	\$228,214,000
General Obligation and Non-Self Supporting Debt per Capita	280	185	235	370	780	340	1,196

(1) Includes Non-Ad Valorem and Other Tax Debt. Includes Bank Term Loans.

(2) Includes Enterprise Funds - Airport System, Tourist Development Tax Debt and Water & Sewer System.

SOURCE: 2015 County Comprehensive Annual Financial Reports (CAFRs)



INTERNAL SERVICE CHARGES

OVERVIEW

Internal Service Charges (ISCs) have been developed in Seminole County Government as a way to identify and allocate the true cost of services provided by various support programs. Each program requires unique analysis to determine the most appropriate method of both estimating the ISC budgets and allocating the charges.

Currently support programs use the direct and indirect methods to allocate internal service charges. In developing the budget for user programs historical use is analyzed to create an estimate for the upcoming fiscal year. In the direct method of allocating actual charges, the support program tracks service provided to the user program and provides this information to allocate the charges. In the indirect method of allocating charges the percentage of use, or percentage of inventory, is used to determine the proportionate share of each user program. The actual expenses incurred by the support program are then allocated to the user programs based on the proportionate share that has been calculated.

The methodology used to develop the internal service charges is in accordance with Generally Accepted Accounting Principles, and will properly allocate both the direct and indirect costs for the following support program services:

- Fleet Maintenance
- Fleet Fuel
- Mailing Services
- Printing Services
- Facilities Maintenance
 - Regular Facility Maintenance
 - Renewal & Replacement
 - Landscaping Maintenance
- Property Management (Leases, Security, Cleaning Contracts)
- Radio Support & Maintenance
- Information Services
 - Hardware Leases
 - Desktop Support and Maintenance
 - Network Connection
 - Telecommunication Service
 - Geographic Information Systems (GIS)
- Insurance
- Administrative Fees

INTERNAL SERVICE CHARGES

INTERNAL SERVICES:

Fleet Maintenance

The Fleet Management program maintains a work order system for all equipment serviced. Direct costs are allocated based on work orders assigned to user programs. Fleet Management's actual overhead costs are charged through the indirect method based on the user programs total service received.

Fleet Fuel

The Fleet Management program maintains a fuel system usage report. Direct costs are allocated based on the total number of gallons of fuel received per user program

Mailing Services

Mail Services tracks costs associated with providing postage and courier services to user programs through usage reports. Direct postage and courier service costs are allocated to the user programs. Mail Services overhead is calculated through the indirect method and based on the user programs total service received.

Printing Services

The Print Center uses a database to track all print services provided to user programs. Each user program will be cost allocated for actual print services received and overhead. Charges are made up of a loaded rate (salaries, benefits and materials). Printing Services overhead is calculated through the indirect method and based on the user programs total service received.

Facilities Maintenance

Regular Facility Maintenance

Facilities Maintenance tracks all work completed for user programs through a work order system. User programs are cost allocated for actual repair and maintenance performed on their facilities. Costs are made of up a labor rate, (loaded to include: all salaries and benefits); cost of work order parts; and all associated contracted services.

Facilities Renewal & Replacement Activities

The ISC's for Facilities Renewal & Replacement Activities are developed through an annual approved

workplan. Renewal & Replacement Activities currently provides roof, heating, ventilation & air conditioning, flooring and building exterior maintenance/replacement on a scheduled basis. The Facilities Maintenance Program estimates the costs that will be expended on certain facilities with the understanding that a budget transfer may be required within a department if necessary. A large portion of the renewal & replacement activities provided by Facilities Maintenance are for General Government Facilities.

Landscape Maintenance

Countywide Landscaping Maintenance maintains service contracts for county facilities, miscellaneous properties and various general areas throughout the county. Direct costs are allocated to each user program based on the provider services received.

Property Management

The Facilities Maintenance program manages the property leases; security guard, custodial, and various other contracts for Countywide user programs. Cost is allocated to each user program for actual leased space, custodial, window cleaning, security guard and other services received.

Radio Support & Maintenance

Public Safety currently manages the radio inventory, service, and support for all County Departments, Municipalities, Sheriff's Office, and several other outside agencies. Costs are allocated through the indirect method and based on the total actual Countywide cost of providing radio service and support by the user program's total number of radios in inventory.

Information Services

Leased Equipment

To ensure technology efficiencies throughout the County, the Information Services Department works in conjunction with the user programs to verify existing equipment, remove expiring leases, or relocate/remove unused items from inventory. Cost allocations are based on actual billings from the leasing agent for existing or new lease equipment.

INTERNAL SERVICE CHARGES

Desktop Support and Maintenance

Desktop Support & Maintenance maintains a computer inventory. A physical inventory is taken annually to ensure efficiencies. Costs are allocated based on the total actual Countywide cost of providing desktop support and maintenance by the user program's total number of desktop computers in inventory.

Network Connection

Network Connection consists of complex technical support, including provisional and proactive/reactive maintenance. The computer inventory is used to determine the number of computers per user program. Service program costs are allocated through the indirect method and based on the user program's total number of desktop computers in inventory.

Telecommunications Service

The Information Services Department works in conjunction with the Countywide user programs to verify two inventories: Telephone Inventory; alarm, fax, modem, and phones; and Cellular Inventory; cell phone and air cards. The telephone actual provider service costs are allocated based on the total number of extensions in inventory for each user program. The cellular costs are allocated based on the total number of devices in inventory for each user program.

Telecommunications Support and Maintenance

Telecommunications Support and Maintenance provides for all hardware, personnel support, and maintenance related to telephones. The Telephone Inventory is used to determine the number of extensions per user program. Indirect costs are allocated based on the total Countywide cost of providing support & maintenance by the user program's total number of extensions in inventory.

Geographic Information Systems (GIS)

Geographic Information Systems (GIS) maintains an inventory of GIS users. Power Users are considered: full time GIS positions, use the geoprocessing tools within the software, consistently create maps as part of their job duties, and are custodians (editors) of three or more datasets. Costs are allocated through the indirect method and based on the total number of Power Users in each user program.

Insurance (Property / Liability)

Insurance service provides coverage from losses of property and liability claims. The value of assets insured and claim history is tracked by the Property/Liability Insurance Program. Property value is used to calculate direct costs for each user program's percentage of total service provided.

Administrative Fees

The General Fund pays for various administrative programs that provide support services for all Countywide user programs. The costs of these support programs, which includes Budget & Fiscal Management, County Manager, Board of County Commissioners, County Attorney, County Finance, Human Resources, Training & Benefits, Administration (Resource Management), Community Information, Business Process Management and Purchasing & Contracts, are allocated to the appropriate funding sources using specific cost drivers. Ratios are established using various combinations of full time employee counts, budget amounts, actual expenditure amounts, and employee workload. These ratios are applied to the support program's budget to determine the Administrative Fee charge. At the end of the fiscal year, each funding source is charged back their percentage of the actual expenditures for the support services.

Engineering Capitalization Costs

The Capital Projects Delivery Program contains the costs required to administer the Public Works Capital Program. This includes the County's engineers along with the supplies, certifications, and equipment that are directly utilized in managing capital projects. Each project is charged periodically for labor based on staff time allocated to the project, while supplies and other operating expenses are charged annually.

INTERNAL SERVICE CHARGE INVENTORY BY DEPARTMENT / PROGRAM

Department - Program	Cell Phone Inventory	Computer Inventory	Device Lease Cost	Facilities Maint Cost	Fleet Maint Cost	Fuel Usage Cost	GIS Users Charge Cost	Landscaping Charge Cost	Network Lease Buy Cost	Positions	Postage Usage Cost	Printing Usage Cost	Property Management Charge Cost	Radio Inventory	Telephone Inventory
01 ADMINISTRATION DEPT															
010100 COMMISSION OPERATIONS	2	9	982							10	266	310	63		28
010200 OPERATIONS-COUNTY ATTORNEY		16	9,137							13	231	176	2,979		22
010520 BOCC HEALTH INSURANCE		1								1					
010537 MAILING SERVICES		2			5,150	3,310				2					
010538 PRINTING SERVICES		2								1					1
010700 HUMAN RESOURCES		2	1,961							10	1,133	2,071	3,477		16
010900 OPERATIONS-COUNTY MANAGER		15	3,249							6	320	31,153	48		12
010901 COMMUNITY INFORMATION		30	1,911	1,209	2,989	344	1,281			6	79	1,823	151		12
011101 ECONOMIC DEVELOPMENT	1		6,623							3	70	84	8		5
011102 17/92 REDEVELOPMENT DISTRICT		2			362					2					1
140700 PROJ AND BUS PROCESS MGMT		1								1					1
01 ADMINISTRATION DEPT Total	3	80	23,863	1,209	8,501	3,654	1,281	1,281		55	2,099	35,617	6,726		98
02 CONSTITUTIONAL OFFICERS DEPT															
021000 SHERIFF-OPERATIONS				17,247			12,478				32,039	220	15,289	1,690	1,103
021001 SHERIFF - JAIL													76		
023000 CLERK - CIRCUIT COURT					4,052	3,661					21,196	3,988	79,735		278
024000 SUPERVISOR OF ELECTIONS					2,340	1,363					182,458	19,907	176,000		
025000 PROPERTY APPRAISER					3,266						19,646	859	234		89
026000 TAX COLLECTOR											118	32,563	62,431		134
02 CONSTITUTIONAL OFFICERS DEPT Total				17,247	9,658	5,024	12,478				255,457	57,537	333,765	1,690	1,604
03 COURT SUPPORT DEPT															
033000 CIRCUIT COURT	11		10,510							2	31,550	1,936		4	241
033300 CIVIL DOMESTIC DIVISION				1,162,771			41,014			1	13	133	717,100		21
034000 GUARDIAN AD LITEM	1	16	5,896											4	191
035100 STATE ATTORNEYS OFFICE															83
036100 PUBLIC DEFENDERS OFFICE															4
037100 LAW LIBRARY										3					
140362 INFO SVCS-ART V JUDICIAL										1					
140365 INFO SVCS-ART V STATE ATTY										1					
03 COURT SUPPORT DEPT Total	12	16	16,406	1,162,771			41,014			7	31,563	2,069	740,511	8	540
04 LEISURE SERVICES DEPT															
011050 TOURISM ADMINISTRATION	5	8	1,707		1,075	88				3	4,094	3,382			7
011051 SPORTS AND LEISURE										1					
043800 PARKS		1								1		26	25,000	11	1
043801 NATURAL LANDS	2	4			17,520	5,748				2	639	1,323		3	8
043802 TRAILS	1	3								3					1
043805 PARKS - SOCCER FACILITY										1					
043806 PASSIVE PARKS AND TRAILS	1	2		103,108	55,655	28,375	93,069			6					3
043808 GREENWAYS & NATURAL LANDS ADMI		5	2,800							4		2,015			5
043814 ROADWAY MEDIAN MAINT	2				804	4,902				4		86	24		
043815 RED BUG LAKE PARK		7	1,707	37,466	17,330	3,891	21,739			10		253			7
043816 SANLANDO PARK		7	2,831	60,504	24,359	5,871	21,845			12		3,011			7
043817 SYLVAN LAKE PARK		2	911	64,656	12,458	2,440	74,058			6		470			5
043818 SOLDIERS CREEK		1	1,292	17,595	9,461		11,331			3					2
043820 SPORTS COMPLEX				38,374	20,633	9,806	175,197			12		4,958			

Inventories are constantly changing. Please contact the respective service department for any corrections or updates with regards to this information.

INTERNAL SERVICE CHARGE INVENTORY BY DEPARTMENT / PROGRAM

Department - Program	Cell Phone Inventory	Computer Inventory	Device Lease Cost	Facilities Maint Cost	Fleet Maint Cost	Fuel Usage Cost	GIS Users	Landscaping Charge Cost	Network Lease Buy Cost	Positions	Postage Usage Cost	Printing Usage Cost	Property Management Charge Cost	Radio Inventory	Telephone Inventory
043823 COUNTYWIDE LANDSCAPE MAINTENAN			2,390							1					
043836 SEM COUNTY SOFTBALL COMPLEX		6								6	586	6,398	105		26
044000 ADMINISTRATION - LEISURE SV												91			13
044203 YOUTH SERVICES-LITERACY & READ					499	367				8	3,342	231	205		13
044204 LIBRARY SERVICE ADMINISTRATION		9	3,668	30,511				3,104		10	1,299	364			20
044211 NORTH BRANCH		30	5,805	59,102				4,090		20	5,125	5,164			24
044213 CENTRAL BRANCH		50	9,091	21,089				3,104		11	1,308	717			16
044215 WEST BRANCH		30	4,770	23,915				3,109		10	1,299	477			18
044217 EAST BRANCH		29	5,164	21,296				3,101		11	1,299	164			17
044219 NORTHWEST BRANCH		35	6,431	19,858	2,006	1,604		2,769		2	10	9,135	106		12
044300 EXTENSION SERVICE		6	3,034							1					2
044301 CONSUMER AND FAMILY SCIENCE		1								2					4
044302 HORTICULTURE		2								2					4
044303 YOUTH SERVICES		1		15,844				3,101		2		1,529			2
044500 HISTORICAL MUSEUM		8	1,309							1	262				12
00234743 SPORTS COMPLEX										1					
04 LEISURE SERVICES DEPT Total	11	249	52,910	513,318	161,800	63,092		419,617		150	19,263	39,794	25,440	14	225
05 FIRE DEPT															
055000 PUBLIC SAFETY-00100		4	5,404		14,371	2,874				2	298	22			
055017 EMS PERFORMANCE MANAGEMENT															31
055600 EMERGENCY MANAGEMENT	5	89	9,794		8,085	3,075				4	793	1,684		22	136
055608 EMERGENCY MANAGEMENT													141		
055701 EMERGENCY COMMUNICATIONS	5	32	3,478							33				23	26
055725 COMMUNICATIONS/E911-12500		1			345	317	1			5	40		21		3
056100 FIRE RESCUE - OPERATIONS	331	323	45,975	299,696	1,137,039	353,333		50,832		350	5,778	6,320	366	473	177
056101 FIRE RESCUE - ADMIN		2								27					32
056104 FIRE INSPECTIONS	5	9								9					6
056107 CASSELBERRY EMS/FIRE	30	28	2,878	45,602	164,724	18,864		9,461		35				42	16
056177 CASSELBERRY EMS/FIRE SEN MGT										6					
056200 ANIMAL CONTROL	12	19	7,012	3,283	25,060	33,846		2,942		30	3,348	3,082	53	40	22
061900 COUNTY PROBATION	22	30	5,456		2,312	1,523				26	1,454	1,957	168	13	30
110405 ADDRESSING		3								3	2,245		26		4
140510 RADIO SUPPORT AND MAINT	7	19	2,114	4,210	17,589	8,938		5,164		10			471	20	21
00276791 EMPA FY '15-16										1					
05 FIRE DEPT Total	417	559	82,111	352,791	1,369,525	422,770	1	68,399		541	13,956	13,065	1,246	633	504
06 COMMUNITY SERVICES DEPT															
065900 PAY-ALTERNATIVE/YOUTH		7	2,792		2,549	1,473				6	1,573	594	284	7	11
065902 TEEN COURT		3								2		494			
066000 COMMUNITY SERVICES ADMIN		14	13,832							9		4,098	1,873		29
066200 COMMUNITY ASSISTANCE	7	27			2,275	2,299				17	6,568	3,748	80,194		14
066300 VETERAN'S SERVICES		2								3	10	514			3
066400 COUNTY PUBLIC HEALTH UNIT				49,773	22,085			3,473					52,000	16	263
069200 MEDICAL EXAMINER													147		
00276913 SHIP AFFORDABLE HOUSING 14/15										1					
00276951 SOCIAL SERVICES - CSBG										1					
00276961 SHELTER PLUS CARE										1					
00276971 NEIGHBOR STAB PROG GRANT ADMIN										1					

Inventories are constantly changing. Please contact the respective service department for any corrections or updates with regards to this information.

INTERNAL SERVICE CHARGE INVENTORY BY DEPARTMENT / PROGRAM

Department - Program	Cell Phone Inventory	Computer Inventory	Device Lease Cost	Facilities Maint Cost	Fleet Maint Cost	Fuel Usage Cost	GIS Users	Landscaping Charge Cost	Network Lease Buy Cost	Positions	Postage Usage Cost	Printing Usage Cost	Property Management Charge Cost	Radio Inventory	Telephone Inventory
00277007 ADMIN-CDBG-FY16												496			
00277011 SANFORD CDBG-15/16 GRANT															
06 COMMUNITY SERVICES DEPT Total	7	53	16,624	49,773	26,909	3,772		3,473		42	8,151	9,944	134,498	23	320
07 PUBLIC WORKS DEPT															
010531 PROPERTY MANAGEMENT										1					
010539 FLEET NON CONTRACT-00100										1			819		
010540 FLEET CONTRACT 00100	1	13	5,660	4,803				5,928		2	80	477	818	1	25
010560 FACILITIES MAINT-00100	3	21	3,348	4,727	168,693	34,477		5,047		37	92	549	806	33	81
010561 CONSTRUCTION MGMT PERSONNEL										1					
077000 BUSINESS PROCESS IMPROVEM		5	3,686	2,741				2,942		2	187	96	684		4
077013 DIRECTORS/BUSINESS OFFICE										60	36	1,090	686	114	29
077400 ROADS DISTRICT OPERATIONS	7	40	9,113	82,018	446,743	231,476		1,440		17			316		7
077402 STORMWATER OPERATIONS	1	6			290,629	99,332				9				9	10
077431 MOSQUITO CONTROL	2	8			13,645	14,001				8	1,246	348		4	9
077435 WATER QUALITY	14	11			6,162	6,009				23		356			7
077442 COUNTYWIDE SUPPORT TEAM	1	5			107,254	39,064				4					4
077445 WAREHOUSE/CUSTOMER SERV		4			36,164	4,896				5					
077459 SIDEWALK REPAIRS										26	826	878	5,936	9	39
077501 ENGINEERING	6	35	10,057	4,020	11,562	13,612	3	3,580		2	29	41		3	
077502 ENGINEERING SUPPORT	5	8			4,848	7,212				5	172	560		29	10
077700 TRAFFIC ENGINEERING	1	7	2,812	1,986	2,248	1,498		2,447		11			1,062		7
077702 AUTOMATED TRAFFIC CONTROL SYST	10	1			59,047	32,753				7					4
077707 SIGNS AND TRAFFIC SAFETY	2	7			31,650	17,280				6					7
077708 FIBER CONSTRUCTION AND MAINT	3	15			5,513	6,748				3					3
077709 TRANSPORT STUDY & DATA PROCESS										1					1
077710 TRAFFIC ENGINEERING CAP IMPROV										1					1
07 PUBLIC WORKS DEPT Total	56	186	34,676	100,295	1,184,158	508,358	3	21,384		230	2,668	4,395	11,127	199	250
08 ENVIRONMENTAL SERVICES DEPT															
087001 ADMINISTRATION		1								2	386				9
087002 WATER AND SEWER BILLING		9	2,039							12	52,101	6,819	32,350	15	16
087003 ADMINISTRATION		2	4,032				1			5	2,167	2,158	32,350		2
087801 UTILITIES INVENTORY OPERATIONS										17			1,079		
087802 PROJECT MANAGEMENT - W/S	11	25	1,961		5,764	12,690				1		837	48,500	1	19
087804 CONSERVATION COMPLIANCE		12			523	232				2		34			1
087806 WATER OPERATIONS	28	52		37,756	219,241	127,009				60	1,350	2,370	32,952	84	78
087807 RECLAIMED WATER OPERATIONS										2					2
087810 WASTEWATER OPERATIONS	7	53	13,873	33,884	249,717	78,230				34	1,012	623	8,100	1	32
087904 LANDFILL OPERATIONS		1			320,947	423,763				20	923			16	7
087906 CENTRAL TRSF STATION OPERATION			11,393		823,420	570,956				27	1,201	855	728	53	3
087907 COMPLIANCE & PROGRAM MGMT	2	31		53,089	13,625	6,511		24,377		23	954	3,460	112,250	2	1
08 ENVIRONMENTAL SERVICES DEPT Total	48	186	33,298	124,729	1,633,237	1,219,391	1	24,377		203	60,094	17,156	268,309	172	170

Inventories are constantly changing. Please contact the respective service department for any corrections or updates with regards to this information.

INTERNAL SERVICE CHARGE INVENTORY BY DEPARTMENT / PROGRAM

Department - Program	Cell Phone Inventory	Computer Inventory	Device Lease Cost	Facilities Maint Cost	Fleet Maint Cost	Fuel Usage Cost	GIS Users	Landscaping Charge Cost	Network Lease Buy Cost	Positions	Postage Usage Cost	Printing Usage Cost	Property Management Charge Cost	Radio Inventory	Telephone Inventory
11 DEVELOPMENT SERVICES DEPT															
110100 PLANNING/DEVELOPMENT		4								4	4,477	1,423	991	20	6
110200 LONG RANGE PLANNING		26	1,906		923	292				19	8,269	1,105			31
110400 BUILDING - 00100			5,031									351			
110404 BUILDING - 10400	43	41	2,900		29,900	52,377				36	1,107	2,499	17,541	3	33
110804 DEVELOPMENT REVIEW - 10400										7		101	1,364		7
110810 DEVELOPMENT REVIEW ENG-00100	5	8								66	13,853	5,479	19,896	23	77
11 DEVELOPMENT SERVICES DEPT Total	48	79	9,837		30,823	52,669									
14 INFORMATION SERVICES DEPT															
010530 SUPPORT SERVICES											4	28	1,322		
140100 BUSINESS OFFICE		3								4	336	4			7
140505 DESKTOP SUPPORT & MAINTENANCE		28			3,731	5,736									1
140506 NETWORK & COMM SERVICES	6	10								6					8
140507 DEVELOPMENT OPERATIONS		10								8					9
140520 ENTERPRISE ADMINISTRATION		9		1,448				1,281		7	13				7
140610 GEOG INFO SVCS - 00100		10	1,815				4			4					4
140701 DOCUMENT MANAGEMENT		3	18,290							3					3
0006839 NETWORK EQUIPMENT REFRESH									689,900						
14 INFORMATION SERVICES DEPT Total	6	73	20,105	1,448	3,731	5,736	4	1,281	689,900	32	353	32	1,322		39
18 RESOURCE MANAGEMENT DEPT															
010300 OPERATIONS-FISCAL SERVICE		1	1,961							3	757				5
010302 MSBU PROGRAM (OPERATING BU)		3								4	2,430	353			5
010305 BUDGET SECTION		11								11	54	1,673	151		11
010320 PURCHASING SECTION	1	16	5,945	1,204	234	278		1,281		13	1,240	462	1,071		17
010504 RISK MANAGEMENT/SAFETY	2	3	2,922		642	506				2	708	4		2	5
010505 RISK MANAGEMENT/INSURANCE													186		
010506 WORKERS COMPENSATION		1								2					1
00276921 Veterans Treatment Court										1					
00276998 ADULT DRUG COURT 14/15										1					
18 RESOURCE MANAGEMENT DEPT Total	3	35	10,828	1,204	876	784	9	1,281		37	5,189	2,492	1,408	2	44
Grand Total	611	1,516	300,658	2,324,785	4,429,218	2,285,250	9	594,585	689,900	1,363	412,646	187,580	1,544,248	2,764	3,871

Inventories are constantly changing. Please contact the respective service department for any corrections or updates with regards to this information.

INTERNAL SERVICE CHARGES SUMMARY BY FUND

FUND	MAINTENANCE	FLEET FUEL	FLEET EQUIPMENT	MAILING SERVICES	PRINTING SERVICES	FACILITIES MAINTENANCE	PROPERTY MANAGEMENT	RADIOS	INFORMATION SERVICES	SUBTOTAL	PROLIABILITY INSURANCE	ADMIN FEES	**TOTAL
GENERAL FUND	579,127.00	322,562.00		247,166.66	98,871.43	2,320,117.32	1,187,600.00	932,988.00	3,132,972	8,821,404	833,524	4,813,315	14,468,243
NATURAL LAND ENDOWMENT FUND												580	580
TECHNOLOGY REPLACEMENT FUND												201	201
TRANSPORTATION TRUST FUND	1,016,015	477,152		908	455	102,350		73,861	593,079	2,263,819	338,890	1,507,650	4,110,359
BUILDING PROGRAM	43,995	43,627		817	1,727			1,458	145,854	237,478	13,158	191,957	442,593
TOURIST DEVELOPMENT FUND												8,450	8,450
PROFESS SPORTS FRANCHISE TAX	527	46		2,995	1,909				26,700	32,177		34,064	66,241
FIRE PROTECTION FUND	1,225,265	293,221		4,236	1,614	356,295		229,845	1,190,172	3,300,647	266,368	2,363,009	5,930,024
FIRE PROTECT FUND-CASSELBERRY	38,963	5,166				56,127		20,409	92,800	213,465	22,238	182,280	417,983
COURT SUPP TECH FEE (ARTV)												26,502	26,502
2014 INFRASTRUCTURE SALES TAX													
MOSQUITO CONTROL GRANT													
TEEN COURT					340.90					341			341
EMERGENCY 911 FUND				30					1,615	1,645			1,645
STORMWATER FUND													
ECONOMIC DEVELOPMENT					61					117	1,222		1,339
17/92 REDEVELOPMENT TI FUND										404			404
MUNICIPAL SVS BENEFIT UNIT				1,785	250				9,801	11,836		28,901	40,737
WATER AND SEWER FUND	512,846.00	175,096.00		41,512.14	5,863.42	71,640.00	151,400.00	49,079.00	516,933	1,524,369	596,839	1,377,535	3,498,743
SOLID WASTE FUND	1,014,158	962,909		2,542	2,545	80,230	112,250	34,501	100,294	2,309,429	220,499	477,141	3,007,069
PROPERTY/CASUALTY INSURANCE FU	754.00	409.00		514.36				972.00	10,774	13,424	82	31,922	45,428
WORKERS COMPENSATION FUND									2,882	2,882		19,081	21,963
HEALTH INSURANCE FUND									2,679	2,679		192,148	194,827
CAPITALIZED ENGINEERING COSTS*										4,066,657			4,066,657
TOTAL	\$ 4,431,650	\$ 2,280,188	\$ -	\$ 302,567	\$ 113,632	\$ 2,986,759	\$ 1,451,250	\$ 1,343,113	\$ 5,826,957	\$ 22,802,773	\$ 2,292,820	\$ 11,254,736	\$ 36,350,329

*Capitalized Engineering Costs are not Internal Services Charges, but are budgeted here as chargebacks to another funding source.

** Grant labor, reimbursements, and bad debt allowance are not Internal Service Charges, and are not shown on this report. However, they are budgeted within the Internal Service Charge accounts.

INTERNAL SERVICE CHARGES SUMMARY BY DEPARTMENT

DEPARTMENT	FLEET MAINTENANCE		FLEET FUEL	FLEET EQUIPMENT	MAILING SERVICES	PRINTING SERVICES	FACILITIES MAINTENANCE	PROPERTY MANAGEMENT	RADIOS	INFORMATION SERVICES	SUBTOTAL	PROP/LIABILITY INSURANCE	ADMIN FEES	**TOTAL
ADMINISTRATION	79,246	39,118	-	9,228	29,090	19,095	-	-	39,846	710,877	\$ 926,500	\$ 55,374	840,208	\$ 1,822,082
CONSTITUTIONAL OFFICERS	23,952	19,578	-	189,528	41,158	31,148	314,500	314,500	830,942	448,412	1,899,217	216,681	1,548,847	3,664,745
COURT SUPPORT	-	5,334	-	23,146	1,432	1,208,381	717,100	717,100	3,888	162,813	\$ 2,122,094	\$ 197,734	74,743	\$ 2,394,571
LEISURE SERVICES	164,540	46,601	-	11,104	22,715	980,539	25,000	25,000	6,803	681,320	1,938,623	109,717	1,032,096	3,080,436
FIRE DEPARTMENT	1,287,033	300,836	-	4,478	1,636	412,422	-	-	261,430	1,403,889	\$ 3,671,725	\$ 288,673	2,736,060	\$ 6,696,458
COMMUNITY SERVICES	35,569	11,906	-	4,841	3,329	53,679	131,000	131,000	7,775	188,610	436,709	20,099	440,777	897,585
PUBLIC WORKS	1,253,794	666,275	-	1,936	557	124,060	-	-	96,700	787,170	\$ 2,930,482	\$ 368,725	1,888,094	\$ 5,187,311
ENVIRONMENTAL SERVICES - W&S	512,846	175,096	-	41,512	5,863	71,640	151,400	151,400	49,079	516,933	1,524,369	596,839	1,377,535	3,498,743
ENVIRONMENTAL SERVICES - SW	1,014,158	962,909	-	2,542	2,545	80,230	112,250	112,250	34,501	100,294	\$ 2,309,429	\$ 220,499	477,141	\$ 3,007,069
DEVELOPMENT SERVICES	45,759	44,130	-	10,166	3,727	-	-	-	11,177	260,319	375,279	13,651	350,249	739,179
INFORMATION SERVICES	5,959	5,005	-	272	23	2,904	-	-	-	448,277	462,440	1,370	186,963	650,773
RESOURCE MANAGEMENT	8,794	3,400	-	3,812	1,557	2,660	-	-	972	118,043	139,238	203,458	302,023	644,719
CAPITALIZED ENGINEERING COSTS	-	-	-	-	-	-	-	-	-	-	\$ 4,066,657	\$ -	-	\$ 4,066,657
TOTAL	\$ 4,431,650	\$ 2,280,188	\$ -	\$ 302,567	\$ 113,632	\$ 2,986,759	\$ 1,451,250	\$ 1,343,113	\$ 5,826,957	\$ 22,802,773	\$ 2,292,820	\$ 11,254,736	\$ 36,350,329	

*Capitalized Engineering Costs are not Internal Services Charges, but are budgeted here as chargebacks to another funding source.

** Grant labor, reimbursements, and bad debt allowance are not Internal Service Charges, and are not shown on this report. However, they are budgeted within the Internal Service Charge accounts.



DETAIL OF SOURCES

FUND - OBJECT ACCOUNT	FY15 ACTUALS	FY16 ADOPTED	FY17 WORKSESSION
00100 GENERAL FUND			
311100 AD VALOREM-CURRENT	120,346,911	126,947,465	133,940,948
311200 AD VALOREM-DELINQUENT	183,152	200,000	190,000
314100 UTILITY TAX-ELECTRICITY	5,089,295	5,100,000	5,100,000
314300 UTILITY TAX-WATER	1,205,891	1,250,000	1,250,000
314400 UTILITY TAX-GAS	8,160	150,000	135,000
314700 UTILITY TAX-FUEL OIL	285	500	300
314800 UTILITY TAX-PROPANE	224,350	100,000	100,000
315100 COMMUNICATION SERVICE TAX	7,081,620	7,100,000	6,800,000
316100 PROF/OCCUPATION/LOCAL BUS TAX	454,699	500,000	500,000
329170 ARBOR PERMIT	21,900	10,000	10,000
329180 DREDGE/FILL PERMIT	3,000	1,500	1,500
329190 ABANDONED PROPERTY REGISTRATIO	134,000	50,000	120,000
331100 ELECTION GRANTS	80,475	0	
331224 SHERIFF-FEDERAL GRANTS	238,282		
331721 ERATE TELECOM DISCNT PROG	7,212		
334221 SHERIFF-STATE GRANTS	3,954,423		
334710 AID TO LIBRARIES	211,538	200,000	128,318
335120 STATE REVENUE SHARING	9,278,792	9,444,750	10,063,000
335130 INSURANCE AGENTS LICENSE	133,518	135,000	135,000
335140 MOBILE HOME LICENSES	33,626	33,000	33,000
335150 ALCOHOLIC BEVERAGE	142,016	135,000	135,000
335160 PARI-MUTUAL DISTRIBUTION	446,500	446,500	446,500
335180 HALF-CENT STATE SALES TAX	23,709,815	24,675,000	25,132,000
337300 NPDES CITIES		24,000	24,000
337900 LOCAL GRANTS & AIDS -LONG RG P	54,195	40,000	40,000
341200 ZONING FEES	456,197	325,000	350,000
341320 SCHOOL ADMIN FEE	121,757	115,000	120,000
341359 ADMIN FEE - MSBU FUNDS	1,800	11,300	11,300
341520 SHERIFFS FEES	512,959	531,500	531,500
341910 ADDRESSING FEES	10,190	15,000	15,000
342100 REIMBURSEMENT - SHERIFF	2,362,894	2,333,168	2,333,168
342320 HOUSING OF PRISONERS	2,205,396	2,817,500	2,817,500
342330 INMATE FEES	263,647	232,000	232,000
342390 HOUSING OF PRISONER-OTHER	45,113	45,000	45,000
342430 EMERGENCY MGMT	3,338	5,000	5,000
342530 SHERIFF - IRON BRIDGE	216,000	216,000	217,600
342560 ENGINEERING		300,000	300,000
342910 INMPOUND/IMMOBILIZATION	14,500	15,000	15,000
342920 SUPERVISOR - PAY	28,350	20,000	25,000
343901 TOWER COMM FEES	136,688	70,000	136,000
343902 FIBER WAN FEES	14,800	21,950	15,000
343903 REBAND 800 MHZ	388,712		
343904 SVC CHGS-OTH PHYSICAL ENVIRON	43,795	53,000	53,000
346400 ANIMAL CONTROL	216,458	210,000	210,000

DETAIL OF SOURCES

FUND - OBJECT ACCOUNT	FY15 ACTUALS	FY16 ADOPTED	FY17 WORKSESSION
347200 PARKS AND REC RED BUG	1,195,830	1,844,316	2,337,778
347201 PASSIVE PARKS AND TRAILS	33,602	30,000	30,000
347301 MUSEUM FEES	4,227	2,000	2,000
348880 SUPERVISION - PROBATION	604,351	600,000	650,000
348921 COURT INNOVATIONS	108,291	110,000	108,750
348922 LEGAL AID	108,291	110,000	108,750
348923 LAW LIBRARY	108,291	110,000	108,750
348924 JUVENILE ALTERNATIVE PROGRAMS	108,291	110,000	108,750
348930 STATE COURT FACILITY SURCHARGE	1,615,459	1,600,000	1,625,000
348993 CRIME PREVENTION	53,636	55,000	52,000
349100 SERVICE CHARGE-AGENCIES	70,492	75,000	75,000
349200 CONCURRENCY REVIEW	20,290	20,000	20,000
351500 TRAFFIC CT PARKING FINES	8,185	15,000	10,000
351700 INTERGOVT RADIO PROGRAM	437,766	450,000	450,000
352100 LIBRARY	167,329	139,000	139,000
354200 CODE ENFORCEMENT	224,256	150,000	150,000
359901 ADULT DIVERSION	367,848	350,000	375,000
359902 COMMUNITY SVC INSURANCE	11,231	11,000	11,000
361100 INTEREST ON INVESTMENTS	144,567	75,000	200,000
361132 INTEREST-TAX COLLECTOR	236		
361133 INTEREST-SHERIFF	1,029	1,000	1,000
362100 RENTS AND ROYALTIES	48,150	52,501	52,000
364100 FIXED ASSET SALE PROCEEDS	49,553	20,000	20,000
366100 CONTRIBUTIONS & DONATIONS	200		
366101 CONTRIBUTIONS PORT AUTHORITY	1,000,000	500,000	500,000
366175 SEMINOLE COUNTY HEROES MEMORIA	83,750		
369100 TAX DEED SURPLUS	3,302		
369310 INSURANCE PROCEEDS	448		
369900 MISCELLANEOUS-OTHER	161,839	170,000	170,000
369910 COPYING FEES	56,523	52,500	52,500
369911 MAPS AND PUBLICATIONS	62	200	200
369912 MISCELLANEOUS - SHERIFF	477,725	636,000	636,000
369920 MISCELLANEOUS-ELECTION	2,583	4,000	4,000
369925 CC CONVENIENCE FEES	17,480	16,000	16,000
369930 REIMBURSEMENTS	301,585	100,000	100,000
369940 REIMBURSEMENTS - RADIOS	113,163	115,000	115,000
381100 TRANSFER FROM FUND 30600	50,548	9,600	
386200 EXCESS FEES-CLERK	511,724		300,000
386300 EXCESS FEES-SHERIFF	217,167		100,000
386400 EXCESS FEES-TAX COLLECTOR	3,819,873	4,500,000	4,500,000
386500 EXCESS FEES-PROP APPRAISER	7,530		
386700 EXCESS FEES SUPERVISOR OF ELEC	451,428	400,000	400,000
388110 SALE OF CAPITAL ASSETS	1,800,000		
399999 BEGINNING FUND BALANCE		44,678,858	51,256,789
00100 GENERAL FUND			
Total	194,654,377	240,991,108	256,501,901

DETAIL OF SOURCES

FUND - OBJECT ACCOUNT	FY15 ACTUALS	FY16 ADOPTED	FY17 WORKSESSION
00101 POLICE EDUCATION FUND			
348992 POLICE ED \$2 ASSESS	41,796	52,000	40,000
348995 CRIM JUSTICE ED \$2.50	132,854	148,000	130,000
361100 INTEREST ON INVESTMENTS	418		
399999 BEGINNING FUND BALANCE			30,000
00101 POLICE EDUCATION FUND Total	175,067	200,000	200,000
00103 NATURAL LAND ENDOWMENT FUND			
347201 PASSIVE PARKS AND TRAILS	27,631	26,750	25,000
347501 YARBOROUGH NATURE CENTER	11,987	14,846	15,000
361100 INTEREST ON INVESTMENTS	2,496	2,000	2,500
362100 RENTS AND ROYALTIES	12,107	11,750	12,200
369900 MISCELLANEOUS-OTHER	183		
399999 BEGINNING FUND BALANCE		799,499	762,848
00103 NATURAL LAND ENDOWMENT FUND Total	54,038	854,845	817,548
00104 BOATING IMPROVEMENT FUND			
335710 BOATING IMPROVEMENT FEES	89,721	90,000	83,000
361100 INTEREST ON INVESTMENTS	1,655		
399999 BEGINNING FUND BALANCE		395,999	325,282
00104 BOATING IMPROVEMENT FUND Total	91,376	485,999	408,282
00108 FACILITIES MAINTENANCE FUND			
361100 INTEREST ON INVESTMENTS	6,583		
381100 TRANSFER FROM FUND 30600			850,000
399999 BEGINNING FUND BALANCE		886,352	12,808
00108 FACILITIES MAINTENANCE FUND Total	6,583	886,352	862,808
00109 FLEET REPLACEMENT FUND			
361100 INTEREST ON INVESTMENTS	4,493		
381100 TRANSFER FROM FUND 30600			289,531
399999 BEGINNING FUND BALANCE		1,222,804	761,888
00109 FLEET REPLACEMENT FUND Total	4,493	1,222,804	1,051,419
00110 ADULT DRUG COURT GRANT FUND			
331820 ADULT DRUG COURT	263,064	381,046	
399999 BEGINNING FUND BALANCE			58,689
00110 ADULT DRUG COURT GRANT FUND Total	263,064	381,046	58,689

DETAIL OF SOURCES

FUND - OBJECT ACCOUNT	FY15 ACTUALS	FY16 ADOPTED	FY17 WORKSESSION
00111 TECHNOLOGY REPLACEMENT FUND			
341210 INTERNAL SER FEES-FLEET EQUIP		544,866	300,000
361100 INTEREST ON INVESTMENTS	2,521		
381100 TRANSFER FROM FUND 30600	100,000		202,126
399999 BEGINNING FUND BALANCE		465,000	450,677
00111 TECHNOLOGY REPLACEMENT FUND Total	102,521	1,009,866	952,803

00112 BCC PROJECTS			
361100 INTEREST ON INVESTMENTS	1,174		
366100 CONTRIBUTIONS & DONATIONS	250,000		
381100 TRANSFER FROM FUND 30600	250,000	0	
00112 BCC PROJECTS Total	501,174	0	

10101 TRANSPORTATION TRUST FUND			
311100 AD VALOREM-CURRENT	1,416,608	1,489,183	1,571,931
311200 AD VALOREM-DELINQUENT	2,415	1,500	1,500
312410 1/6 CENT LOCAL OPTION GAS TAX	7,496,938	7,497,000	7,750,000
312415 LOCAL ALTERNATIVE FUEL TAX		2,500	2,500
335491 CONSTITUTIONAL GAS TAX	3,649,348	3,697,500	3,600,000
335492 COUNTY GAS TAX	1,604,810	1,606,500	1,660,000
335493 MOTOR FUEL TAX	112,609	135,000	135,000
342560 ENGINEERING	317,318		36,865
344910 SIGNALS/CHARGES FOR SERVICES	771,440	891,351	898,903
344920 FIBER CONSTRUCTION AND MAINT	392,367	329,967	373,754
361100 INTEREST ON INVESTMENTS	6,616		
361132 INTEREST-TAX COLLECTOR	3		
361200 INTEREST-STATE BOARD ADM	32		
364100 FIXED ASSET SALE PROCEEDS	38,239		
369310 INSURANCE PROCEEDS	191		
369900 MISCELLANEOUS-OTHER	11,584	40,000	40,000
369930 REIMBURSEMENTS	30,323	10,000	10,000
381100 TRANSFER FROM FUND 30600	333,525	504,800	
386400 EXCESS FEES-TAX COLLECTOR	2,552		
386500 EXCESS FEES-PROP APPRAISER	26		
399999 BEGINNING FUND BALANCE		970,699	2,505,724
10101 TRANSPORTATION TRUST FUND Total	16,186,944	17,176,000	18,586,177

10102 NINTH-CENT FUEL TAX FUND			
312300 COUNTY VOTED GAS TAX	2,119,453	2,100,000	2,190,000
366100 CONTRIBUTIONS & DONATIONS	1,275		
381100 TRANSFER FROM FUND 30600	4,078,772	4,332,476	4,587,071
10102 NINTH-CENT FUEL TAX FUND Total	6,199,500	6,432,476	6,777,071

DETAIL OF SOURCES

FUND - OBJECT ACCOUNT	FY15 ACTUALS	FY16 ADOPTED	FY17 WORKSESSION
10400 BUILDING PROGRAM			
322100 BUILDING PERMITS	2,099,338	2,125,000	2,300,000
322102 ELECTRICAL	328,323	310,000	310,000
322103 PLUMBING	243,864	215,000	215,000
322104 MECHANICAL	252,005	230,000	255,000
322106 WELLS	7,310	8,500	8,500
322107 SIGNS	34,482	30,000	30,000
322108 GAS	75,905	65,000	55,000
342516 AFTER HOURS INSPECTIONS	98,480	80,000	80,000
342590 REINSPECTIONS	269,343	210,000	210,000
349210 FLOOD ZONE REVIEW	9,960	8,000	6,000
361100 INTEREST ON INVESTMENTS	4,850	1,500	4,500
364100 FIXED ASSET SALE PROCEEDS		1,500	1,500
367110 COMPETENCY CERTIFICATE	55,350	46,000	
369900 MISCELLANEOUS-OTHER	148,341	135,000	120,000
369910 COPYING FEES	4,666	2,500	2,500
369925 CC CONVENIENCE FEES	30,799	30,000	30,000
381100 TRANSFER FROM FUND 30600		1,200	
399999 BEGINNING FUND BALANCE		1,891,689	2,551,688
10400 BUILDING PROGRAM Total	3,663,016	5,390,889	6,179,688
11000 TOURIST DEVELOPMENT FUND			
312120 TOURIST DEVELOPMENT TAX	2,787,064	2,835,000	3,102,750
361100 INTEREST ON INVESTMENTS	14,239		
381100 TRANSFER FROM FUND 30600	3,250,000		
399999 BEGINNING FUND BALANCE		5,344,703	313,029
11000 TOURIST DEVELOPMENT FUND Total	6,051,303	8,179,703	3,415,779
11001 PROFESS SPORTS FRANCHISE TAX			
312120 TOURIST DEVELOPMENT TAX	1,858,043	1,890,000	2,068,500
361100 INTEREST ON INVESTMENTS	4,097		
369900 MISCELLANEOUS-OTHER	11		
399999 BEGINNING FUND BALANCE		1,577,038	686,971
11001 PROFESS SPORTS FRANCHISE TAX Total	1,862,150	3,467,038	2,755,471
11200 FIRE PROTECTION FUND			
311100 AD VALOREM-CURRENT	39,277,845	41,298,175	43,588,691
311200 AD VALOREM-DELINQUENT	56,020	45,000	45,000
324130 - WINTER SPRINGS FIRE IMPACT FEES	317,229		
335210 FIREFIGHTERS SUPPLEMENT	108,379	110,000	110,000
342600 PUBLIC SAFETY - FIRE PERMITS	81,628	90,000	90,000
342605 FIRE PERMITS-WS	27,329	15,000	15,000
342610 AMBULANCE TRANSPORT FEES	6,573,549	5,200,000	6,125,000

DETAIL OF SOURCES

FUND - OBJECT ACCOUNT	FY15 ACTUALS	FY16 ADOPTED	FY17 WORKSESSION
342630 FIRE INSPECTION FEES	4,570	5,000	5,000
342930 TRAINING CENTER FEE	115,733	100,000	100,000
361100 INTEREST ON INVESTMENTS	90,269	45,000	45,000
361132 INTEREST-TAX COLLECTOR	77		
364100 FIXED ASSET SALE PROCEEDS	15,478		
369310 INSURANCE PROCEEDS	496		
369900 MISCELLANEOUS-OTHER	89,789	75,000	75,000
369910 COPYING FEES	839		
369930 REIMBURSEMENTS	556		
381100 TRANSFER FROM FUND 30600		7,200	
386400 EXCESS FEES-TAX COLLECTOR	70,183	50,000	50,000
386500 EXCESS FEES-PROP APPRAISER	733		
399999 BEGINNING FUND BALANCE		17,359,673	19,302,334
11200 FIRE PROTECTION FUND Total	46,830,703	64,400,048	69,551,025

11201 FIRE PROT FUND-REPLACE & RENEW

361100 INTEREST ON INVESTMENTS	9,709		
381100 TRANSFER FROM FUND 30600	715,569		
11201 FIRE PROT FUND-REPLACE & RENEW Total	725,278	0	

11207 FIRE PROTECT FUND-CASSELBERRY

311100 AD VALOREM-CURRENT	0	2,568,239	2,712,828
311200 AD VALOREM-DELINQUENT			
335210 FIREFIGHTERS SUPPLEMENT		10,000	10,000
342210 FIRE/EMS SERVICES		1,377,025	1,100,746
342600 PUBLIC SAFETY - FIRE PERMITS			25,000
342610 AMBULANCE TRANSPORT FEES		900,000	500,000
366207 CASSELBERRY - COMP ABSEN			
369900 MISCELLANEOUS-OTHER		7,500	7,500
11207 FIRE PROTECT FUND-CASSELBERRY Total	1	4,862,764	4,356,074

11400 COURT SUPP TECH FEE (ARTV)

341160 COURT TECH FEE \$2	650,133	610,000	650,000
361100 INTEREST ON INVESTMENTS	3,016		
399999 BEGINNING FUND BALANCE		1,038,169	664,208
11400 COURT SUPP TECH FEE (ARTV) Total	653,149	1,648,169	1,314,208

11500 1991 INFRASTRUCTURE SALES TAX

361100 INTEREST ON INVESTMENTS	33,532		
399999 BEGINNING FUND BALANCE		25,509,550	21,836,638
11500 1991 INFRASTRUCTURE SALES TAX Total	43,584	25,509,550	21,836,638

DETAIL OF SOURCES

FUND - OBJECT ACCOUNT	FY15 ACTUALS	FY16 ADOPTED	FY17 WORKSESSION
11541 2001 INFRASTRUCTURE SALES TAX			
337900 LOCAL GRANTS & AIDS -LONG RG P	134,358		
361100 INTEREST ON INVESTMENTS	425,888		
369930 REIMBURSEMENTS	246,962	0	
381100 TRANSFER FROM FUND 30600	21		
399999 BEGINNING FUND BALANCE		16,978,899	5,170,000
11541 2001 INFRASTRUCTURE SALES TAX Total	1,008,589	16,978,899	5,170,000
11560 2014 INFRASTRUCTURE SALES TAX			
312600 DISCRETIONARY SALES SURTAX	27,214,675	37,224,200	39,343,116
361100 INTEREST ON INVESTMENTS	16,127		
399999 BEGINNING FUND BALANCE		834,748	6,688,290
11560 2014 INFRASTRUCTURE SALES TAX Total	27,230,802	38,058,948	46,031,406
11641 PUBLIC WORKS-INTERLOCAL AGREEM			
337900 LOCAL GRANTS & AIDS -LONG RG P	128,640	0	
361100 INTEREST ON INVESTMENTS	138		
366100 CONTRIBUTIONS & DONATIONS	185,856	0	
11641 PUBLIC WORKS-INTERLOCAL AGREEM Total	314,633	0	
11800 EMS TRUST FUND			
334200 EMS TRUST FUND GRANT	256,428	0	
361100 INTEREST ON INVESTMENTS	354		
364100 FIXED ASSET SALE PROCEEDS	1,209		
11800 EMS TRUST FUND Total	257,991	0	
11901 COMMUNITY DEVELOPMEN BLK GRANT			
331540 COMMUNITY DEVELPMNT BLK GT	1,578,952	1,671,521	
11901 COMMUNITY DEVELOPMEN BLK GRANT Total	1,578,952	1,671,521	
11902 HOME PROGRAM GRANT			
331590 HOME PROGRAM CF	1,228,373	480,339	
11902 HOME PROGRAM GRANT Total	1,228,373	480,339	
11904 EMERGENCY SHELTER GRANTS			
331550 EMERGENCY SHELTER GRANT	157,836	151,092	
11904 EMERGENCY SHELTER GRANTS Total	157,836	151,092	
11905 COMMUNITY SVC BLOCK GRANT			
331690 FEDERAL GRANT HUMAN SERVICES	276,744	275,479	54,844
11905 COMMUNITY SVC BLOCK GRANT Total	276,744	275,479	54,844

DETAIL OF SOURCES

FUND - OBJECT ACCOUNT	FY15 ACTUALS	FY16 ADOPTED	FY17 WORKSESSION
11908 DISASTER PREPAREDNESS			
331230 EMPG GRANT	87,892	0	31,660
334220 PUBLIC SAFETY GRANT	111,197	19,987	
369900 MISCELLANEOUS-OTHER	7		
11908 DISASTER PREPAREDNESS Total	199,082	19,987	31,660
11909 MOSQUITO CONTROL GRANT			
334697 MOSQUITO CONTROL GRANT	31,540	31,540	32,468
361100 INTEREST ON INVESTMENTS	3		
11909 MOSQUITO CONTROL GRANT Total	31,543	31,540	32,468
11912 PUBLIC SAFETY GRANTS (STATE)			
334220 PUBLIC SAFETY GRANT	5,694	6,499	
11912 PUBLIC SAFETY GRANTS (STATE) Total	5,694	6,499	
11915 PUBLIC SAFETY GRANTS (FEDERAL)			
331230 EMPG GRANT	72,346	0	
11915 PUBLIC SAFETY GRANTS (FEDERAL) Total	72,346	0	
11916 PUBLIC WORKS GRANTS			
331490 TRANS REV GRANT	3,936,956	0	
334360 STORMWATER MANAGEMENT	80,503	0	
334490 TRANSPORTATION REV GRANT	1,154	0	
11916 PUBLIC WORKS GRANTS Total	4,018,614	0	
11917 LEISURE SERVICES GRANTS			
331720 FEDERAL RECREATION GRANT	200,000		
334750 ENVIRONMENTAL PROTECTION GRANT	226,022		
361100 INTEREST ON INVESTMENTS	2		
11917 LEISURE SERVICES GRANTS Total	426,024		
11918 GROWTH MANAGEMENT GRANTS			
331599 FED - ECONOMIC ENVIRONMENT	36,584		
11918 GROWTH MANAGEMENT GRANTS Total	36,584		
11919 COMMUNITY SVC GRANTS			
331228 SUPERVISED VISITATION	113,935	0	
331500 SHELTER PLUS CARE AGREEMENT	406,729	475,018	61,875
331692 CHILD MENTAL HEALTH INITIATIVE	2,197,143	1,000,000	
11919 COMMUNITY SVC GRANTS Total	2,717,808	1,475,018	61,875

DETAIL OF SOURCES

FUND - OBJECT ACCOUNT	FY15 ACTUALS	FY16 ADOPTED	FY17 WORKSESSION
11920 NEIGHBOR STABIL PROGRAM GRANT			
331570 NEIGHBORHOOD STABILIZATION	294,470	56,345	64,727
361100 INTEREST ON INVESTMENTS	1,094		
369950 NSP RESALES/PROGRAM INCOME	123,919	0	
369955 NON-CASH NSP PROGRAM INCOME	11,355	0	
11920 NEIGHBOR STABIL PROGRAM GRANT Total	430,838	56,345	64,727

11925 DCF REINVESTMENT GRANT FUND			
334690 OTHER HUMAN SERVICES GRANTS	256,643	255,032	
361100 INTEREST ON INVESTMENTS	0		
11925 DCF REINVESTMENT GRANT FUND Total	256,643	255,032	

11926 CITY OF SANFORD CDBG			
331540 COMMUNITY DEVELOPMNT BLK GT	292,993	400,617	65,927
381100 TRANSFER FROM FUND 30600		1,200	
11926 CITY OF SANFORD CDBG Total	292,993	401,817	65,927

11930 RESOURCE MANAGEMENT GRANTS			
331825 VETERANS TREATMENT COURT	33,111	0	
11930 RESOURCE MANAGEMENT GRANTS Total	33,111	0	

12013 SHIP- AFFORDABLE HOUSING 12/13			
335520 SHIP PROGRAM REVENUE	172,866		
12013 SHIP- AFFORDABLE HOUSING 12/13 Total	172,866		

12014 AFFORDABLE HOUSING 13/14			
335520 SHIP PROGRAM REVENUE	355,678	0	
361100 INTEREST ON INVESTMENTS	1,044		
361120 SHIP MORTGAGE INTEREST	85		
369120 SHIP MORTGAGE PRINCIPAL	324,421		
369900 MISCELLANEOUS-OTHER	1,010		
12014 AFFORDABLE HOUSING 13/14 Total	682,237	0	

12015 SHIP AFFORDABLE HOUSING 14/15			
335520 SHIP PROGRAM REVENUE	180,894	60,215	27,638
361100 INTEREST ON INVESTMENTS	2,206		
361120 SHIP MORTGAGE INTEREST	132		
369120 SHIP MORTGAGE PRINCIPAL	86,484		
12015 SHIP AFFORDABLE HOUSING 14/15 Total	269,715	60,215	27,638

DETAIL OF SOURCES

FUND - OBJECT ACCOUNT	FY15 ACTUALS	FY16 ADOPTED	FY17 WORKSESSION
12016 SHIP AFFORDABLE HOUSING 15/16			
335520 SHIP PROGRAM REVENUE		2,114,364	
361100 INTEREST ON INVESTMENTS	3,252		
361120 SHIP MORTGAGE INTEREST	80		
369120 SHIP MORTGAGE PRINCIPAL	3,332		
12016 SHIP AFFORDABLE HOUSING 15/16 Total	0	2,114,364	
12101 LAW ENFORCEMENT TST-LOCAL			
351910 CONFISCATIONS	734,279		
361100 INTEREST ON INVESTMENTS	14,601		
12101 LAW ENFORCEMENT TST-LOCAL Total	748,881		
12102 LAW ENFORCEMENT TST-JUSTICE			
351910 CONFISCATIONS	55,270		
361100 INTEREST ON INVESTMENTS	434		
12102 LAW ENFORCEMENT TST-JUSTICE Total	55,704		
12103 LAW ENFORCEMENT TST-FEDERAL			
351910 CONFISCATIONS	1,565		
361100 INTEREST ON INVESTMENTS	51		
12103 LAW ENFORCEMENT TST-FEDERAL Total	1,616		
12200 ARBOR VIOLATION TRUST FUND			
354410 ARBOR VIOLATION	40,000	8,000	8,000
361100 INTEREST ON INVESTMENTS	364		
399999 BEGINNING FUND BALANCE		100,084	140,281
12200 ARBOR VIOLATION TRUST FUND Total	40,364	108,084	148,281
12300 ALCOHOL/DRUG ABUSE FUND			
348994 TRAFFIC SURCHG DRUG ABUSE TRUS	58,940	55,000	60,000
361100 INTEREST ON INVESTMENTS	203		
399999 BEGINNING FUND BALANCE		64,885	88,169
12300 ALCOHOL/DRUG ABUSE FUND Total	59,144	119,885	148,169
12302 TEEN COURT			
348991 TEEN COURT \$3	142,667	145,000	142,000
361100 INTEREST ON INVESTMENTS	359		
399999 BEGINNING FUND BALANCE		91,844	95,776
12302 TEEN COURT Total	143,026	236,844	237,776

DETAIL OF SOURCES

FUND - OBJECT ACCOUNT	FY15 ACTUALS	FY16 ADOPTED	FY17 WORKSESSION
12500 EMERGENCY 911 FUND			
335220 E911 WIRELESS	1,443,284	1,300,000	1,500,000
335225 E911 NON WIRELESS	625,743	755,000	500,000
342420 E911 CELLULAR PHONE FEES	1,000		
361100 INTEREST ON INVESTMENTS	17,281		
369900 MISCELLANEOUS-OTHER	375		
399999 BEGINNING FUND BALANCE		3,187,847	3,031,843
12500 EMERGENCY 911 FUND Total	2,087,682	5,242,847	5,031,843

12601 ARTERIAL-IMPACT FEE			
324310 IMPACT FEES RESID TRANSPORTATI	532,991	500,000	500,000
324320 IMPACT FEES COMM TRANSPORTATI	1,171,656	1,000,000	1,200,000
361100 INTEREST ON INVESTMENTS	55,443		
363400 TRANSPORTATION IMPACT FEE	758		
381100 TRANSFER FROM FUND 30600	31,779,000		
399999 BEGINNING FUND BALANCE		13,840,781	11,869,934
12601 ARTERIAL-IMPACT FEE Total	33,539,847	12,340,781	10,169,934

12602 NORTH COLLECTOR-IMPACT FEE			
361100 INTEREST ON INVESTMENTS	3,050	2,000	2,000
399999 BEGINNING FUND BALANCE		0	62,176
12602 NORTH COLLECTOR-IMPACT FEE Total	3,050	2,000	64,176

12603 WEST COLLECTOR-IMPACT FEE			
324310 IMPACT FEES RESID TRANSPORTATI	26,880	25,000	25,000
324320 IMPACT FEES COMM TRANSPORTATI	313,993	200,000	250,000
361100 INTEREST ON INVESTMENTS	4,636		
381100 TRANSFER FROM FUND 30600	2,457,000		
399999 BEGINNING FUND BALANCE		1,096,017	600,508
12603 WEST COLLECTOR-IMPACT FEE Total	2,802,510	871,017	325,508

12604 EAST COLLECTOR-IMPACT FEE			
324310 IMPACT FEES RESID TRANSPORTATI	40,055	25,000	30,000
324320 IMPACT FEES COMM TRANSPORTATI	40,203	75,000	70,000
361100 INTEREST ON INVESTMENTS	137		
399999 BEGINNING FUND BALANCE		564,289	
12604 EAST COLLECTOR-IMPACT FEE Total	80,396	464,289	100,000

DETAIL OF SOURCES

FUND - OBJECT ACCOUNT	FY15 ACTUALS	FY16 ADOPTED	FY17 WORKSESSION
12605 SOUTH CENTRAL-IMPACT FEE			
324310 IMPACT FEES RESID TRANSPORTATI	125,667	80,000	110,000
324320 IMPACT FEES COMM TRANSPORTATI	145,948	90,000	90,000
361100 INTEREST ON INVESTMENTS	18,266		
381100 TRANSFER FROM FUND 30600	10,764,000		
399999 BEGINNING FUND BALANCE		2,517,845	2,147,964
12605 SOUTH CENTRAL-IMPACT FEE Total	11,053,881	2,347,845	1,947,964

12801 FIRE/RESCUE-IMPACT FEE			
324110 IMPACT FEES RESID PUBLIC SAFET	86,806	65,000	65,000
324120 IMPACT FEES COMM PUBLIC SAFET	82,086	75,000	85,000
361100 INTEREST ON INVESTMENTS	7,680	3,000	3,500
363220 FIRE IMPACT FEE	344		
364100 FIXED ASSET SALE PROCEEDS	9,251		
399999 BEGINNING FUND BALANCE		2,727,937	3,216,417
12801 FIRE/RESCUE-IMPACT FEE Total	186,166	2,870,937	3,369,917

12802 LAW ENFORCEMENT-IMPACT FEE			
361100 INTEREST ON INVESTMENTS	6		
363221 LAW ENFORCEMENT IMPACT FEE	175		
12802 LAW ENFORCEMENT-IMPACT FEE Total	181		

12804 LIBRARY-IMPACT FEE			
324610 IMPACT FEES RESID CULTURE	51,231	35,000	50,000
324620 IMPACT FEES COMM CULTURE	43,578	20,000	20,000
361100 INTEREST ON INVESTMENTS	399		
363270 CULTURE/RECRTN IMPACT FEE	108		
399999 BEGINNING FUND BALANCE		49,436	30,318
12804 LIBRARY-IMPACT FEE Total	95,317	104,436	100,318

12805 DRAINAGE-IMPACT FEE			
361100 INTEREST ON INVESTMENTS	19		
363230 IMPACT FEE-PHYSICAL ENVMT	400		
399999 BEGINNING FUND BALANCE		5,941	
12805 DRAINAGE-IMPACT FEE Total	419	5,941	

13000 STORMWATER FUND			
341359 ADMIN FEE - MSBU FUNDS	13,005		
343904 SVC CHGS-OTH PHYSICAL ENVIRON	4,574		
361100 INTEREST ON INVESTMENTS	501		
364100 FIXED ASSET SALE PROCEEDS	20,626		
13000 STORMWATER FUND Total	38,706	0	

DETAIL OF SOURCES

FUND - OBJECT ACCOUNT	FY15 ACTUALS	FY16 ADOPTED	FY17 WORKSESSION
13100 ECONOMIC DEVELOPMENT			
337100 ECONOMIC INCENTIVE	67,667	172,050	452,438
361100 INTEREST ON INVESTMENTS	4,086		
369900 MISCELLANEOUS-OTHER	2,905		
381100 TRANSFER FROM FUND 30600	80,370	1,064,792	1,719,258
399999 BEGINNING FUND BALANCE		719,350	310,581
13100 ECONOMIC DEVELOPMENT Total	155,028	1,956,192	2,482,277

13300 17/92 REDEVELOPMENT TI FUND			
334499 FDOT LIGHTING AGREEMENT	13,571	13,979	14,297
338410 TAX INCREMENTS-CITIES	667,189	727,037	860,245
338420 TAX INCREMENTS COUNTY	1,108,550	1,202,724	1,452,614
361100 INTEREST ON INVESTMENTS	31,885	15,000	30,000
399999 BEGINNING FUND BALANCE		8,530,083	7,609,184
13300 17/92 REDEVELOPMENT TI FUND Total	1,821,196	10,488,823	9,966,340

15000 STREET LIGHTING DIST FUND			
325210 SPECIAL ASSESSMENT-SERVICE	2,214,423	2,340,000	2,406,000
361100 INTEREST ON INVESTMENTS	4,025	1,000	1,000
361132 INTEREST-TAX COLLECTOR	4		
399999 BEGINNING FUND BALANCE		750,000	684,500
15000 STREET LIGHTING DIST FUND Total	2,218,452	3,091,000	3,091,500

15100 SOLID WASTE MSBU FUND			
323700 FRANCHISE FEES- SOLID WASTE	81,996	35,000	45,000
325210 SPECIAL ASSESSMENT-SERVICE	13,755,544	13,986,000	14,065,000
361100 INTEREST ON INVESTMENTS	23,647	5,000	25,000
361132 INTEREST-TAX COLLECTOR	0		
399999 BEGINNING FUND BALANCE		4,435,000	4,330,000
15100 SOLID WASTE MSBU FUND Total	13,861,187	18,461,000	18,465,000

DETAIL OF SOURCES

FUND - OBJECT ACCOUNT	FY15 ACTUALS	FY16 ADOPTED	FY17 WORKSESSION
16000 MUNICIPAL SVS BENEFIT UNIT			
325110 SPECIAL ASSESSMENT-CAPITAL	84,451	101,625	83,815
341350 ADMIN FEE - MSBU	1,450	500	500
341357 ADMIN FEE - SOLID WASTE	535,000	550,000	525,000
341358 ADMIN FEE - STREET LIGHTING	225,000	225,000	195,550
341359 ADMIN FEE - MSBU FUNDS	23,360	77,330	18,200
361100 INTEREST ON INVESTMENTS	4,019	500	1,000
361132 INTEREST-TAX COLLECTOR	27	25	
366100 CONTRIBUTIONS & DONATIONS	0		
381100 TRANSFER FROM FUND 30600			37,750
386400 EXCESS FEES-TAX COLLECTOR	28,402		15,000
399999 BEGINNING FUND BALANCE		1,010,000	1,178,098
16000 MUNICIPAL SVS BENEFIT UNIT Total	901,710	1,964,980	2,054,913
16005 MSBU LAKE MILLS			
325210 SPECIAL ASSESSMENT-SERVICE	56,192	63,000	63,000
361100 INTEREST ON INVESTMENTS	446	50	50
399999 BEGINNING FUND BALANCE		133,800	154,775
16005 MSBU LAKE MILLS Total	56,639	196,850	217,825
16006 LAKE PICKET AQUATIC WEED			
325210 SPECIAL ASSESSMENT-SERVICE	41,297	41,300	41,300
361100 INTEREST ON INVESTMENTS	632	25	50
399999 BEGINNING FUND BALANCE		186,665	161,500
16006 LAKE PICKET AQUATIC WEED Total	41,929	227,990	202,850
16007 LK AMORY AQUATIC MSBU			
325210 SPECIAL ASSESSMENT-SERVICE	6,666	6,330	6,335
361100 INTEREST ON INVESTMENTS	48	25	25
399999 BEGINNING FUND BALANCE		15,300	19,430
16007 LK AMORY AQUATIC MSBU Total	6,714	21,655	25,790
16010 MSBU CEDAR RIDGE-MAINT			
325210 SPECIAL ASSESSMENT-SERVICE	21,975	23,600	26,200
361100 INTEREST ON INVESTMENTS	125	75	50
381100 TRANSFER FROM FUND 30600		5,300	
399999 BEGINNING FUND BALANCE		22,500	37,155
16010 MSBU CEDAR RIDGE-MAINT Total	22,100	51,475	63,405

DETAIL OF SOURCES

FUND - OBJECT ACCOUNT	FY15 ACTUALS	FY16 ADOPTED	FY17 WORKSESSION
16013 MSBU HOWELL CREEK			
325210 SPECIAL ASSESSMENT-SERVICE	1,385	1,465	1,460
337900 LOCAL GRANTS & AIDS -LONG RG P	790		
361100 INTEREST ON INVESTMENTS	26	20	20
369900 MISCELLANEOUS-OTHER		1,250	1,540
399999 BEGINNING FUND BALANCE		6,745	8,485
16013 MSBU HOWELL CREEK Total	2,200	9,480	11,505
16020 MSBU HORSESHOE LAKE NORTH			
325210 SPECIAL ASSESSMENT-SERVICE	7,939	7,920	5,760
361100 INTEREST ON INVESTMENTS	39		25
399999 BEGINNING FUND BALANCE		12,100	18,790
16020 MSBU HORSESHOE LAKE NORTH Total	7,978	20,020	24,575
16021 LAKE MYRTLE AWC			
325210 SPECIAL ASSESSMENT-SERVICE	6,649	6,615	7,235
361100 INTEREST ON INVESTMENTS	18	20	20
399999 BEGINNING FUND BALANCE		2,450	2,600
16021 LAKE MYRTLE AWC Total	6,666	9,085	9,855
16023 LAKE SPRING WOOD AWC			
325210 SPECIAL ASSESSMENT-SERVICE	6,749	6,050	5,185
361100 INTEREST ON INVESTMENTS	55		
399999 BEGINNING FUND BALANCE		17,430	19,975
16023 LAKE SPRING WOOD AWC Total	6,804	23,480	25,160
16024 MSBU LAKE OF THE WOODS			
325210 SPECIAL ASSESSMENT-SERVICE	21,788	20,350	19,080
361100 INTEREST ON INVESTMENTS	149	25	25
399999 BEGINNING FUND BALANCE		50,500	63,050
16024 MSBU LAKE OF THE WOODS Total	21,936	70,875	82,155
16025 MSBU MIRROR LK AQUATIC WEED			
325210 SPECIAL ASSESSMENT-SERVICE	12,759	11,405	10,365
361100 INTEREST ON INVESTMENTS	111	20	20
399999 BEGINNING FUND BALANCE		36,000	41,910
16025 MSBU MIRROR LK AQUATIC WEED Total	12,869	47,425	52,295
16026 MSBU SPRING LK AQUATIC WEED			
325210 SPECIAL ASSESSMENT-SERVICE	27,371	27,360	27,000
361100 INTEREST ON INVESTMENTS	385	150	150
399999 BEGINNING FUND BALANCE		90,875	116,500
16026 MSBU SPRING LK AQUATIC WEED Total	27,756	118,385	143,650

DETAIL OF SOURCES

FUND - OBJECT ACCOUNT	FY15 ACTUALS	FY16 ADOPTED	FY17 WORKSESSION
16027 MSBU SPRINGWOOD WATERWAY-AWC			
325210 SPECIAL ASSESSMENT-SERVICE	11,040	8,735	6,240
361100 INTEREST ON INVESTMENTS	114	25	25
399999 BEGINNING FUND BALANCE		37,485	43,025
16027 MSBU SPRINGWOOD WATERWAY-AWC Total	11,153	46,245	49,290

16028 MSBU LAKES BURKETT/MARTHA - AW			
325210 SPECIAL ASSESSMENT-SERVICE	13,771	10,360	10,360
361100 INTEREST ON INVESTMENTS	94	25	25
399999 BEGINNING FUND BALANCE		29,600	39,215
16028 MSBU LAKES BURKETT/MARTHA - AW Total	13,866	39,985	49,600

16030 MSBU SWEETWATER COVE LAKE-AWC			
325210 SPECIAL ASSESSMENT-SERVICE	33,520	33,450	33,440
361100 INTEREST ON INVESTMENTS	60	100	100
399999 BEGINNING FUND BALANCE		710	17,650
16030 MSBU SWEETWATER COVE LAKE-AWC Total	33,579	34,260	51,190

16035 MSBU BUTTONWOOD POND AWC			
325210 SPECIAL ASSESSMENT-SERVICE	3,571	3,565	3,560
361100 INTEREST ON INVESTMENTS	9	10	10
381100 TRANSFER FROM FUND 30600	1,000		
399999 BEGINNING FUND BALANCE		465	740
16035 MSBU BUTTONWOOD POND AWC Total	4,580	4,040	4,310

16036 MSBU LAKE HOWELL AWC			
325210 SPECIAL ASSESSMENT-SERVICE		122,885	122,800
337900 LOCAL GRANTS & AIDS -LONG RG P	761		
361100 INTEREST ON INVESTMENTS	44	10	25
366100 CONTRIBUTIONS & DONATIONS	50,000		
381100 TRANSFER FROM FUND 30600	110,000		
399999 BEGINNING FUND BALANCE		500	32,000
16036 MSBU LAKE HOWELL AWC Total	160,804	123,395	154,825

21200 GENERAL REVENUE DEBT			
361100 INTEREST ON INVESTMENTS	1,301		
381100 TRANSFER FROM FUND 30600	1,536,348	1,537,744	1,539,446
399999 BEGINNING FUND BALANCE			
21200 GENERAL REVENUE DEBT Total	1,537,649	1,537,744	1,539,446

DETAIL OF SOURCES

FUND - OBJECT ACCOUNT	FY15 ACTUALS	FY16 ADOPTED	FY17 WORKSESSION
21235 GENERAL REVENUE DEBT - 2014			
361100 INTEREST ON INVESTMENTS	466		
381100 TRANSFER FROM FUND 30600	1,745,213	1,641,200	1,640,600
399999 BEGINNING FUND BALANCE			
21235 GENERAL REVENUE DEBT - 2014 Total	1,745,679	1,641,200	1,640,600
21300 COUNTY SHARED REVENUE DEBT			
361100 INTEREST ON INVESTMENTS	1,319		
381100 TRANSFER FROM FUND 30600	1,745,079	1,746,171	1,741,606
399999 BEGINNING FUND BALANCE			
21300 COUNTY SHARED REVENUE DEBT Total	1,746,398	1,746,171	1,741,606
22500 SALES TAX BONDS			
361100 INTEREST ON INVESTMENTS	1,903		
381100 TRANSFER FROM FUND 30600	5,384,174	4,990,900	4,987,275
385100 PROCEEDS OF REFUNDING BONDS	29,810,000		
399999 BEGINNING FUND BALANCE			
22500 SALES TAX BONDS Total	35,196,077	4,990,900	4,987,275
30600 INFRASTRUCTURE IMP OP FUND			
361100 INTEREST ON INVESTMENTS	5,890		
381100 TRANSFER FROM FUND 30600			150,000
399999 BEGINNING FUND BALANCE		721,199	
30600 INFRASTRUCTURE IMP OP FUND Total	5,890	721,199	150,000
30700 SPORTS COMPLEX/SOLDIERS CREEK			
361100 INTEREST ON INVESTMENTS	68,376		
399999 BEGINNING FUND BALANCE		205,135	68,377
30700 SPORTS COMPLEX/SOLDIERS CREEK Total	68,376	205,135	68,377
32000 JAIL PROJECT/2005			
361100 INTEREST ON INVESTMENTS	617		
32000 JAIL PROJECT/2005 Total	617		
32100 NATURAL LANDS/TRAILS			
361100 INTEREST ON INVESTMENTS	12,584	8,500	
364100 FIXED ASSET SALE PROCEEDS	12,635		
399999 BEGINNING FUND BALANCE		1,997,765	1,973,626
32100 NATURAL LANDS/TRAILS Total	48,208	2,006,265	1,973,626

DETAIL OF SOURCES

FUND - OBJECT ACCOUNT	FY15 ACTUALS	FY16 ADOPTED	FY17 WORKSESSION
-----------------------	-----------------	-----------------	---------------------

32200 COURTHOUSE PROJECTS FUND

361100 INTEREST ON INVESTMENTS	1,221		
399999 BEGINNING FUND BALANCE		404,178	
32200 COURTHOUSE PROJECTS FUND Total	1,221	404,178	

40100 WATER AND SEWER FUND

331501 TREASURY SUBSIDY	1,477,289	1,208,972	1,284,005
337900 LOCAL GRANTS & AIDS -LONG RG P		10,000	10,000
342515 INSPECTION FEE - ENVIRONMENT	60,586	73,032	73,762
343310 WATER UTILITY-RESIDENTIAL	20,133,134	20,253,956	21,622,021
343315 PRIVATE COMMERCIAL FIRE LINES	28,840	28,868	28,771
343320 WATER UTILITY - BULK	72,092	62,982	64,871
343330 METER SET CHARGES	264,047	238,835	236,516
343340 METER RECONNECT CHARGES	523,627	491,300	499,029
343350 CAPACITY MAINTENANCE-WTR	46,944	48,477	44,071
343360 RECYCLED WATER	1,799,445	1,824,329	1,871,322
343510 SEWER UTILITY-RESIDENTIAL	26,700,745	27,694,565	28,797,526
343520 SEWER UTILITY - BULK	3,396,223	3,308,516	3,467,794
343550 CAPACITY MAINTENANCE-SWR	48,318	49,911	45,368
361100 INTEREST ON INVESTMENTS	296,387	182,812	133,573
364100 FIXED ASSET SALE PROCEEDS	71,552	61,277	36,004
366100 CONTRIBUTIONS & DONATIONS	3,149,126		
366400 ENTERPRISE CONTRIBUTIONS	4,214		
369310 INSURANCE PROCEEDS	19,046	21,456	12,719
369900 MISCELLANEOUS-OTHER	118,276	69,165	69,857
369925 CC CONVENIENCE FEES	252,720	241,000	281,000
381100 TRANSFER FROM FUND 30600		3,566,322	1,598,227
399999 BEGINNING FUND BALANCE		20,162,118	28,748,304
40100 WATER AND SEWER FUND Total	58,462,612	79,577,893	88,924,740

40102 CONNECTION FEES-WATER

361100 INTEREST ON INVESTMENTS	3,349	1,194	488
366400 ENTERPRISE CONTRIBUTIONS	665,554	631,836	637,927
399999 BEGINNING FUND BALANCE		6,261	135,890
40102 CONNECTION FEES-WATER Total	668,903	639,291	774,305

40103 CONNECTION FEES-SEWER

361100 INTEREST ON INVESTMENTS	6,118	6,097	3,402
366400 ENTERPRISE CONTRIBUTIONS	1,577,121	1,618,992	1,025,300
369900 MISCELLANEOUS-OTHER	47,752		
399999 BEGINNING FUND BALANCE		1,862,165	798,111
40103 CONNECTION FEES-SEWER Total	1,630,991	3,487,254	1,826,813

DETAIL OF SOURCES

FUND - OBJECT ACCOUNT	FY15 ACTUALS	FY16 ADOPTED	FY17 WORKSESSION
40105 WATER & SEWER BONDS, SERIES 20			
361100 INTEREST ON INVESTMENTS	10,612	345	118
399999 BEGINNING FUND BALANCE		0	8,420
40105 WATER & SEWER BONDS, SERIES 20 Total	10,612	345	8,538
40106 2010 BOND SERIES			
361100 INTEREST ON INVESTMENTS	5,394	841	8
399999 BEGINNING FUND BALANCE		0	2,532
40106 2010 BOND SERIES Total	5,394	841	2,540
40107 WATER & SEWER DEBT SERVICE RES			
399999 BEGINNING FUND BALANCE		18,118,726	18,118,726
40107 WATER & SEWER DEBT SERVICE RES Total	0	18,118,726	18,118,726
40108 WATER & SEWER CAPITAL IMPROVEM			
361100 INTEREST ON INVESTMENTS	45,163	24,707	79,209
381100 TRANSFER FROM FUND 30600	9,099,115	8,783,681	15,604,560
399999 BEGINNING FUND BALANCE		9,280,980	25,128,854
40108 WATER & SEWER CAPITAL IMPROVEM Total	9,231,819	18,489,368	41,212,623
40201 SOLID WASTE FUND			
341357 ADMIN FEE - SOLID WASTE	247,500	270,000	270,000
343412 TRANSFER STATION CHARGES	10,077,868	10,370,406	10,600,000
343414 OSCEOLA LANDFILL CHARGES	1,828,593	1,928,856	1,865,347
343415 WINTER PARK LANDFILL CHARGES			799,505
343417 RECYCLING FEES	416,139	225,000	100,000
343419 OTHER LANDFILL CHARGES	6,711	6,000	6,000
361100 INTEREST ON INVESTMENTS	81,664	66,681	71,992
362100 RENTS AND ROYALTIES	127	121	121
364100 FIXED ASSET SALE PROCEEDS	134,822	9,088	49,113
365101 METHANE GAS SALES	264,459	340,000	220,000
369900 MISCELLANEOUS-OTHER	12,454	8,500	8,500
381100 TRANSFER FROM FUND 30600		2,760	300,000
399999 BEGINNING FUND BALANCE		29,066,903	24,232,564
40201 SOLID WASTE FUND Total	13,070,337	42,294,315	38,523,142
40204 LANDFILL MANAGEMENT ESCROW			
361100 INTEREST ON INVESTMENTS	45,029	41,957	56,301
381100 TRANSFER FROM FUND 30600		554,550	613,622
399999 BEGINNING FUND BALANCE		18,242,300	18,766,986
40204 LANDFILL MANAGEMENT ESCROW Total	45,029	18,838,807	19,436,909

DETAIL OF SOURCES

FUND - OBJECT ACCOUNT	FY15 ACTUALS	FY16 ADOPTED	FY17 WORKSESSION
50100 PROPERTY/CASUALTY INSURANCE FUND			
341210 INTERNAL SER FEES-FLEET EQUIP	1,968,142	2,292,820	2,292,820
361100 INTEREST ON INVESTMENTS	10,139	15,000	15,000
369930 REIMBURSEMENTS	6,548		
399999 BEGINNING FUND BALANCE		5,504,814	5,504,814
50100 PROPERTY/CASUALTY INSURANCE FU Total	1,971,733	7,812,634	7,812,634

50200 WORKERS COMPENSATION FUND			
341210 INTERNAL SER FEES-FLEET EQUIP	1,373,386	2,003,000	2,003,000
361100 INTEREST ON INVESTMENTS	10,520	30,000	30,000
369930 REIMBURSEMENTS	192,616		
399999 BEGINNING FUND BALANCE		4,982,525	5,175,889
50200 WORKERS COMPENSATION FUND Total	1,576,522	7,015,525	7,208,889

50300 HEALTH INSURANCE FUND			
341220 BOCC INSURANCE EMPLOYER	12,627,943	14,084,313	14,506,842
341230 BOCC INSURANCE EMPLOYEE	2,027,880	2,123,694	2,123,694
341240 BOCC INSURANCE RETIREE	1,130,747	1,353,951	1,353,951
341250 BOCC INSURANCE COBRA	36,795	33,228	33,228
341260 TAX COLLECTOR INSURANCE	929,921	874,440	900,673
341265 PROPERTY APPRAISER INSURANCE	758,690	745,818	768,193
341270 SUPERVISOR OF ELECTIONS INSUR	191,621	201,159	207,194
341280 PORT AUTHORITY INSURANCE	43,385	49,701	51,192
341290 BOCC HEALTH PROGRAM	50,025	141,600	141,600
361100 INTEREST ON INVESTMENTS	19,516	10,000	10,000
369900 MISCELLANEOUS-OTHER	2,000	50,000	50,000
369935 REIMBURSEMENTS - REBATES	296,817	200,000	200,000
399999 BEGINNING FUND BALANCE		4,075,000	4,195,468
50300 HEALTH INSURANCE FUND Total	18,115,339	23,942,904	24,542,035

60301 BOCC AGENCY FUND			
361100 INTEREST ON INVESTMENTS	55		
366100 CONTRIBUTIONS & DONATIONS	4,130		
366270 MEMORIAL TREE DONATIONS	2,050		
60301 BOCC AGENCY FUND Total	6,235		

60302 PUBLIC SAFETY			
361100 INTEREST ON INVESTMENTS	16		
366100 CONTRIBUTIONS & DONATIONS	940		
399999 BEGINNING FUND BALANCE		4,797	
60302 PUBLIC SAFETY Total	956	4,797	

DETAIL OF SOURCES

FUND - OBJECT ACCOUNT	FY15 ACTUALS	FY16 ADOPTED	FY17 WORKSESSION
60303 LIBRARIES-DESIGNATED			
361100 INTEREST ON INVESTMENTS	202		
366100 CONTRIBUTIONS & DONATIONS	77,068	25,000	24,000
60303 LIBRARIES-DESIGNATED Total	77,270	25,000	24,000
60304 ANIMAL CONTROL			
361100 INTEREST ON INVESTMENTS	280		
366100 CONTRIBUTIONS & DONATIONS	22,084	20,000	20,000
60304 ANIMAL CONTROL Total	22,364	20,000	20,000
60305 HISTORICAL COMMISSION			
361100 INTEREST ON INVESTMENTS	68		
366100 CONTRIBUTIONS & DONATIONS			
399999 BEGINNING FUND BALANCE		21,124	22,431
60305 HISTORICAL COMMISSION Total	68	21,124	22,431
60307 4-H COUNSEL COOP EXTENSION			
361100 INTEREST ON INVESTMENTS	122		
366100 CONTRIBUTIONS & DONATIONS	31,640		
60307 4-H COUNSEL COOP EXTENSION Total	31,761		
60308 ADULT DRUG COURT			
359903 ADULT DRUG COURT	39,188		
361100 INTEREST ON INVESTMENTS	297		
60308 ADULT DRUG COURT Total	39,485		
60310 EXTENSION SERVICE PROGRAMS			
361100 INTEREST ON INVESTMENTS	109		
366100 CONTRIBUTIONS & DONATIONS	11,484		
60310 EXTENSION SERVICE PROGRAMS Total	11,593		
60311 SEM CO EXPRESSWAY AUTHORITY			
361100 INTEREST ON INVESTMENTS	114		
60311 SEM CO EXPRESSWAY AUTHORITY Total	114		
Grand Total	535,429,630	708,351,049	741,710,765

BUDGET COMPARISON BY FUND

SOURCE/USE - ACCOUNT MAJOR	FY15 ACTUALS	FY16 ADOPTED	FY17 WORKSESSION
00100 GENERAL FUND			
SOURCES			
310 TAXES	(14,064,300)	(14,200,500)	(13,885,300)
320 PERMITS FEES & SPECIAL ASSMTS	(239,375)	(61,500)	(131,500)
330 INTERGOVERNMENTAL REVENUE	(38,209,917)	(35,133,250)	(36,136,818)
340 CHARGES FOR SERVICES	(11,073,641)	(12,002,734)	(12,658,846)
350 JUDGEMENTS FINES & FORFEITS	(1,216,614)	(1,115,000)	(1,135,000)
360 MISCELLANEOUS REVENUES	(2,462,195)	(1,742,201)	(1,866,700)
380 OTHER SOURCES	(6,858,271)	(4,909,600)	(5,300,000)
309 AD VALOREM TAXES	(120,530,063)	(127,147,465)	(134,130,948)
SOURCES Total	(194,654,377)	(196,312,250)	(205,245,112)
USES			
510 PERSONNEL SERVICES	30,453,262	33,220,036	33,941,039
530 OPERATING EXPENDITURES	25,865,512	28,982,675	29,742,844
540 INTERNAL SERVICE CHARGES	6,867,993	12,528,814	14,468,243
550 COST ALLOCATION (CONTRA)	(20,396,124)	(28,168,284)	(29,430,084)
560 CAPITAL OUTLAY	1,777,190	1,327,900	1,850,008
580 GRANTS & AIDS	10,652,133	10,913,241	8,719,388
590 INTERFUND TRANSFERS OUT	13,174,743	14,172,083	16,066,313
596 TRANSFERS TO CONSTITUTIONALS	125,043,299	124,803,292	129,871,407
USES Total	193,438,008	197,779,757	205,229,158
01 CHANGE IN FUND Total	(1,216,369)	1,467,507	(15,954)
399 FUND BALANCE		(44,678,858)	(51,256,789)
599 RESERVES		43,211,351	51,272,743
00100 GENERAL FUND Total	(1,216,369)	(0)	0
00101 POLICE EDUCATION FUND			
SOURCES			
340 CHARGES FOR SERVICES	(174,650)	(200,000)	(170,000)
360 MISCELLANEOUS REVENUES	(418)		
SOURCES Total	(175,067)	(200,000)	(170,000)
USES			
530 OPERATING EXPENDITURES	190,487	200,000	200,000
USES Total	190,487	200,000	200,000
01 CHANGE IN FUND Total	15,419	-	30,000
399 FUND BALANCE			(30,000)
00101 POLICE EDUCATION FUND Total	15,419	-	-

BUDGET COMPARISON BY FUND

SOURCE/USE - ACCOUNT MAJOR	FY15 ACTUALS	FY16 ADOPTED	FY17 WORKSESSION
00103 NATURAL LAND ENDOWMENT FUND			
SOURCES			
340 CHARGES FOR SERVICES	(39,618)	(41,596)	(40,000)
360 MISCELLANEOUS REVENUES	(14,420)	(13,750)	(14,700)
SOURCES Total	(54,038)	(55,346)	(54,700)
USES			
510 PERSONNEL SERVICES			31,507
530 OPERATING EXPENDITURES	53,999	96,385	96,385
540 INTERNAL SERVICE CHARGES	-	21,881	580
560 CAPITAL OUTLAY	9,600		
USES Total	63,599	118,266	128,472
01 CHANGE IN FUND Total	9,561	62,920	73,772
399 FUND BALANCE		(799,499)	(762,848)
599 RESERVES		736,579	689,076
00103 NATURAL LAND ENDOWMENT FUND Total	9,561	-	-
00104 BOATING IMPROVEMENT FUND			
SOURCES			
330 INTERGOVERNMENTAL REVENUE	(89,721)	(90,000)	(83,000)
360 MISCELLANEOUS REVENUES	(1,655)		
SOURCES Total	(91,376)	(90,000)	(83,000)
USES			
530 OPERATING EXPENDITURES	12,006	-	
540 INTERNAL SERVICE CHARGES		2,417	
560 CAPITAL OUTLAY	282,672	-	200,000
580 GRANTS & AIDS	33,296	-	
USES Total	327,974	2,417	200,000
01 CHANGE IN FUND Total	236,598	(87,583)	117,000
399 FUND BALANCE		(395,999)	(325,282)
599 RESERVES		483,582	208,282
03 RESERVES Total		483,582	208,282
00104 BOATING IMPROVEMENT FUND Total	236,598	-	-

BUDGET COMPARISON BY FUND

SOURCE/USE - ACCOUNT MAJOR	FY15 ACTUALS	FY16 ADOPTED	FY17 WORKSESSION
00108 FACILITIES MAINTENANCE FUND			
SOURCES			
360 MISCELLANEOUS REVENUES	(6,583)		
380 OTHER SOURCES			(850,000)
SOURCES Total	(6,583)		(850,000)
USES			
530 OPERATING EXPENDITURES	174,302	450,000	
560 CAPITAL OUTLAY	1,030,511	331,702	841,622
USES Total	1,204,813	781,702	841,622
01 CHANGE IN FUND Total	1,198,231	781,702	(8,378)
399 FUND BALANCE		(886,352)	(12,808)
599 RESERVES		104,650	21,186
03 RESERVES Total		104,650	21,186
00108 FACILITIES MAINTENANCE FUND Total	1,198,231	-	-
00109 FLEET REPLACEMENT FUND			
SOURCES			
360 MISCELLANEOUS REVENUES	(4,493)		
380 OTHER SOURCES			(289,531)
SOURCES Total	(4,493)		(289,531)
USES			
530 OPERATING EXPENDITURES		3,500	
560 CAPITAL OUTLAY	983,061	553,565	590,919
USES Total	983,061	557,065	590,919
01 CHANGE IN FUND Total	978,568	557,065	301,388
399 FUND BALANCE		(1,222,804)	(761,888)
599 RESERVES		665,739	460,500
00109 FLEET REPLACEMENT FUND Total	978,568	-	-

BUDGET COMPARISON BY FUND

SOURCE/USE - ACCOUNT MAJOR	FY15 ACTUALS	FY16 ADOPTED	FY17 WORKSESSION
00110 ADULT DRUG COURT GRANT FUND			
SOURCES			
330 INTERGOVERNMENTAL REVENUE	(263,064)	(381,046)	
SOURCES Total	(263,064)	(381,046)	
USES			
510 PERSONNEL SERVICES	54,152	56,050	58,689
530 OPERATING EXPENDITURES	206,674	318,821	
540 INTERNAL SERVICE CHARGES	2,237	6,175	
USES Total	263,064	381,046	58,689
01 CHANGE IN FUND Total	(0)	-	58,689
399 FUND BALANCE			(58,689)
00110 ADULT DRUG COURT GRANT FUND Total	(0)	-	-
00111 TECHNOLOGY REPLACEMENT FUND			
SOURCES			
340 CHARGES FOR SERVICES		(544,866)	(300,000)
360 MISCELLANEOUS REVENUES	(2,521)		
380 OTHER SOURCES	(100,000)		(202,126)
SOURCES Total	(102,521)	(544,866)	(502,126)
USES			
530 OPERATING EXPENDITURES	62,075	520,671	436,602
540 INTERNAL SERVICE CHARGES			201
560 CAPITAL OUTLAY	87,898	483,891	516,000
USES Total	149,972	1,004,562	952,803
01 CHANGE IN FUND Total	47,451	459,696	450,677
399 FUND BALANCE		(465,000)	(450,677)
599 RESERVES		5,304	
03 RESERVES Total		5,304	
00111 TECHNOLOGY REPLACEMENT FUND Total	47,451	-	-

BUDGET COMPARISON BY FUND

SOURCE/USE - ACCOUNT MAJOR	FY15 ACTUALS	FY16 ADOPTED	FY17 WORKSESSION
00112 BCC PROJECTS			
SOURCES			
360 MISCELLANEOUS REVENUES	(251,174)		
380 OTHER SOURCES	(250,000)	-	
SOURCES Total	(501,174)	-	
USES			
530 OPERATING EXPENDITURES	673,730		
560 CAPITAL OUTLAY	687,878	-	
590 INTERFUND TRANSFERS OUT	4,548		
USES Total	1,366,156	-	
01 CHANGE IN FUND Total	864,982	-	
399 FUND BALANCE		-	
00112 BCC PROJECTS	Total	864,982	-

10101 TRANSPORTATION TRUST FUND

SOURCES			
310 TAXES	(7,496,938)	(7,499,500)	(7,752,500)
330 INTERGOVERNMENTAL REVENUE	(5,366,767)	(5,439,000)	(5,395,000)
340 CHARGES FOR SERVICES	(1,481,125)	(1,221,318)	(1,309,522)
360 MISCELLANEOUS REVENUES	(86,987)	(50,000)	(50,000)
380 OTHER SOURCES	(336,103)	(504,800)	
309 AD VALOREM TAXES	(1,419,023)	(1,490,683)	(1,573,431)
SOURCES Total	(16,186,944)	(16,205,301)	(16,080,453)
USES			
510 PERSONNEL SERVICES	9,688,763	9,114,420	12,740,863
530 OPERATING EXPENDITURES	3,736,703	4,312,273	4,416,489
540 INTERNAL SERVICE CHARGES	3,672,846	3,498,126	4,110,359
550 COST ALLOCATION (CONTRA)	(635,500)	(320,812)	(4,066,657)
560 CAPITAL OUTLAY	245,087	75,326	57,723
580 GRANTS & AIDS	6,710	6,505	7,455
596 TRANSFERS TO CONSTITUTIONALS	23,346	25,575	26,726
USES Total	16,737,954	16,711,413	17,292,958
01 CHANGE IN FUND Total	551,010	506,112	1,212,505
399 FUND BALANCE		(970,699)	(2,505,724)
599 RESERVES		464,587	1,293,219
10101 TRANSPORTATION TRUST FUND	Total	551,010	0
			(0)

BUDGET COMPARISON BY FUND

SOURCE/USE - ACCOUNT MAJOR	FY15 ACTUALS	FY16 ADOPTED	FY17 WORKSESSION
10102 NINTH-CENT FUEL TAX FUND			
SOURCES			
310 TAXES	(2,119,453)	(2,100,000)	(2,190,000)
360 MISCELLANEOUS REVENUES	(1,275)		
380 OTHER SOURCES	(4,078,772)	(4,332,476)	(4,587,071)
SOURCES Total	(6,199,500)	(6,432,476)	(6,777,071)
USES			
530 OPERATING EXPENDITURES	6,199,500	-	
580 GRANTS & AIDS		6,432,476	6,777,071
USES Total	6,199,500	6,432,476	6,777,071
01 CHANGE IN FUND Total	-	-	-
399 FUND BALANCE		-	
10102 NINTH-CENT FUEL TAX FUND Total	-	-	-
10400 BUILDING PROGRAM			
SOURCES			
310 TAXES	(2,099,338)	(2,125,000)	(2,300,000)
320 PERMITS FEES & SPECIAL ASSMTS	(941,889)	(858,500)	(873,500)
340 CHARGES FOR SERVICES	(377,783)	(298,000)	(296,000)
360 MISCELLANEOUS REVENUES	(244,006)	(216,500)	(158,500)
380 OTHER SOURCES		(1,200)	
SOURCES Total	(3,663,016)	(3,499,200)	(3,628,000)
USES			
510 PERSONNEL SERVICES	2,080,490	2,561,752	2,807,449
530 OPERATING EXPENDITURES	69,662	102,499	140,683
540 INTERNAL SERVICE CHARGES	327,376	301,664	442,593
560 CAPITAL OUTLAY		127,722	45,254
USES Total	2,477,528	3,093,638	3,435,979
01 CHANGE IN FUND Total	(1,185,489)	(405,562)	(192,021)
399 FUND BALANCE		(1,891,689)	(2,551,688)
599 RESERVES		2,297,251	2,743,709
10400 BUILDING PROGRAM Total	(1,185,489)	0	(0)

BUDGET COMPARISON BY FUND

SOURCE/USE - ACCOUNT MAJOR	FY15 ACTUALS	FY16 ADOPTED	FY17 WORKSESSION
11000 TOURIST DEVELOPMENT FUND			
SOURCES			
310 TAXES	(2,787,064)	(2,835,000)	(3,102,750)
360 MISCELLANEOUS REVENUES	(14,239)		
380 OTHER SOURCES	(3,250,000)		
SOURCES Total	(6,051,303)	(2,835,000)	(3,102,750)
USES			
510 PERSONNEL SERVICES	40,889	41,985	39,661
530 OPERATING EXPENDITURES	87,949	90,387	90,387
540 INTERNAL SERVICE CHARGES	34,604	101,469	8,450
560 CAPITAL OUTLAY	305,635	300,000	
580 GRANTS & AIDS	225,000	225,000	225,000
590 INTERFUND TRANSFERS OUT	1,641,000	1,641,200	1,940,600
USES Total	2,335,078	2,400,041	2,304,098
01 CHANGE IN FUND Total	(3,716,225)	(434,959)	(798,652)
399 FUND BALANCE		(5,344,703)	(313,029)
599 RESERVES		5,779,662	1,111,681
11000 TOURIST DEVELOPMENT FUND Total	(3,716,225)	-	-
11001 PROFESS SPORTS FRANCHISE TAX			
SOURCES			
310 TAXES	(1,858,043)	(1,890,000)	(2,068,500)
360 MISCELLANEOUS REVENUES	(4,107)		
SOURCES Total	(1,862,150)	(1,890,000)	(2,068,500)
USES			
510 PERSONNEL SERVICES	241,839	257,605	284,826
530 OPERATING EXPENDITURES	1,078,228	1,515,743	1,721,854
540 INTERNAL SERVICE CHARGES	61,554	86,838	66,241
USES Total	1,381,622	1,860,185	2,072,921
01 CHANGE IN FUND Total	(480,528)	(29,815)	4,421
399 FUND BALANCE		(1,577,038)	(686,971)
599 RESERVES		1,606,853	682,550
11001 PROFESS SPORTS FRANCHISE TAX Total	(480,528)	-	(0)

BUDGET COMPARISON BY FUND

SOURCE/USE - ACCOUNT MAJOR	FY15 ACTUALS	FY16 ADOPTED	FY17 WORKSESSION
11200 FIRE PROTECTION FUND			
SOURCES			
320 PERMITS FEES & SPECIAL ASSMTS	(317,229)		
330 INTERGOVERNMENTAL REVENUE	(108,379)	(110,000)	(110,000)
340 CHARGES FOR SERVICES	(6,802,810)	(5,410,000)	(6,335,000)
360 MISCELLANEOUS REVENUES	(197,505)	(120,000)	(120,000)
380 OTHER SOURCES	(70,915)	(57,200)	(50,000)
309 AD VALOREM TAXES	(39,333,865)	(41,343,175)	(43,633,691)
SOURCES Total	(46,830,703)	(47,040,375)	(50,248,691)
USES			
510 PERSONNEL SERVICES	37,280,562	40,947,605	43,868,374
530 OPERATING EXPENDITURES	2,759,292	3,531,431	4,048,870
540 INTERNAL SERVICE CHARGES	5,177,385	5,219,686	5,930,024
560 CAPITAL OUTLAY	137,967	662,700	729,177
580 GRANTS & AIDS	245,108	281,978	373,739
590 INTERFUND TRANSFERS OUT	715,569		
596 TRANSFERS TO CONSTITUTIONALS	653,260	713,542	745,651
USES Total	46,969,144	51,356,942	55,695,835
01 CHANGE IN FUND Total	138,441	4,316,567	5,447,144
399 FUND BALANCE		(17,359,673)	(19,302,334)
599 RESERVES		13,043,106	13,855,190
11200 FIRE PROTECTION FUND Total	138,441	(0)	0

11201 FIRE PROT FUND-REPLACE & RENEW

SOURCES			
360 MISCELLANEOUS REVENUES	(9,709)		
380 OTHER SOURCES	(715,569)		
SOURCES Total	(725,278)		
USES			
530 OPERATING EXPENDITURES	217,561	-	
560 CAPITAL OUTLAY	5,409,454	-	
USES Total	5,627,015	-	
01 CHANGE IN FUND Total	4,901,737	-	
399 FUND BALANCE		-	
11201 FIRE PROT FUND-REPLACE & RENEW Total	4,901,737	-	

BUDGET COMPARISON BY FUND

SOURCE/USE - ACCOUNT MAJOR	FY15 ACTUALS	FY16 ADOPTED	FY17 WORKSESSION
11207 FIRE PROTECT FUND-CASSELBERRY			
SOURCES			
330 INTERGOVERNMENTAL REVENUE		(10,000)	(10,000)
340 CHARGES FOR SERVICES		(2,277,025)	(1,625,746)
360 MISCELLANEOUS REVENUES	(1)	(7,500)	(7,500)
309 AD VALOREM TAXES	-	(2,568,239)	(2,712,828)
SOURCES Total	(1)	(4,862,764)	(4,356,074)
USES			
510 PERSONNEL SERVICES	-	4,093,723	3,609,833
530 OPERATING EXPENDITURES		273,159	328,258
540 INTERNAL SERVICE CHARGES		495,882	417,983
USES Total	-	4,862,764	4,356,074
01 CHANGE IN FUND Total	(1)	(0)	0
11207 FIRE PROTECT FUND-CASSELBERRY Total	(1)	(0)	0
11400 COURT SUPP TECH FEE (ARTV)			
SOURCES			
340 CHARGES FOR SERVICES	(650,133)	(610,000)	(650,000)
360 MISCELLANEOUS REVENUES	(3,016)		
SOURCES Total	(653,149)	(610,000)	(650,000)
USES			
510 PERSONNEL SERVICES	364,979	304,208	321,157
530 OPERATING EXPENDITURES	511,893	621,180	605,259
540 INTERNAL SERVICE CHARGES			26,502
560 CAPITAL OUTLAY	27,519	16,000	30,000
580 GRANTS & AIDS		63,780	63,780
USES Total	904,391	1,005,168	1,046,698
01 CHANGE IN FUND Total	251,242	395,168	396,698
399 FUND BALANCE		(1,038,169)	(664,208)
599 RESERVES		643,001	267,510
11400 COURT SUPP TECH FEE (ARTV) Total	251,242	-	-

BUDGET COMPARISON BY FUND

SOURCE/USE - ACCOUNT MAJOR	FY15 ACTUALS	FY16 ADOPTED	FY17 WORKSESSION
11500 1991 INFRASTRUCTURE SALES TAX			
SOURCES			
360 MISCELLANEOUS REVENUES	(43,584)		
SOURCES Total	(43,584)		
USES			
540 INTERNAL SERVICE CHARGES		1,214,916	
560 CAPITAL OUTLAY	485,996	2,753,000	6,700,000
580 GRANTS & AIDS	143,902	-	
590 INTERFUND TRANSFERS OUT	45,000,000		
USES Total	45,629,898	3,967,916	6,700,000
01 CHANGE IN FUND Total	45,586,314	3,967,916	6,700,000
399 FUND BALANCE		(25,509,550)	(21,836,638)
599 RESERVES		21,541,634	15,136,638
11500 1991 INFRASTRUCTURE SALES TAX Total	45,586,314	-	-

11541 2001 INFRASTRUCTURE SALES TAX

SOURCES			
330 INTERGOVERNMENTAL REVENUE	(134,358)		
360 MISCELLANEOUS REVENUES	(874,209)	-	
380 OTHER SOURCES	(21)		
SOURCES Total	(1,008,589)	-	
USES			
530 OPERATING EXPENDITURES	139,569	295,000	70,000
540 INTERNAL SERVICE CHARGES		1,604,669	
560 CAPITAL OUTLAY	12,565,164	13,770,000	5,100,000
580 GRANTS & AIDS	3,665,763	-	
590 INTERFUND TRANSFERS OUT	295,245		
USES Total	16,665,741	15,669,669	5,170,000
01 CHANGE IN FUND Total	15,657,152	15,669,669	5,170,000
399 FUND BALANCE		(16,978,899)	(5,170,000)
599 RESERVES		1,309,230	
11541 2001 INFRASTRUCTURE SALES TAX Total	15,657,152	(0)	-

BUDGET COMPARISON BY FUND

SOURCE/USE - ACCOUNT MAJOR	FY15 ACTUALS	FY16 ADOPTED	FY17 WORKSESSION
11560 2014 INFRASTRUCTURE SALES TAX			
SOURCES			
310 TAXES	(27,214,675)	(37,224,200)	(39,343,116)
360 MISCELLANEOUS REVENUES	(16,127)		
SOURCES Total	(27,230,802)	(37,224,200)	(39,343,116)
USES			
530 OPERATING EXPENDITURES	78,480	300,000	60,000
540 INTERNAL SERVICE CHARGES		1,357,445	4,066,657
560 CAPITAL OUTLAY	2,432,423	17,160,089	35,160,850
580 GRANTS & AIDS	271,909	11,900,000	
USES Total	2,782,812	30,717,533	39,287,507
01 CHANGE IN FUND Total	(24,447,990)	(6,506,667)	(55,609)
399 FUND BALANCE		(834,748)	(6,688,290)
599 RESERVES		7,341,415	6,743,899
11560 2014 INFRASTRUCTURE SALES TAX Total	(24,447,990)	(0)	-

11641 PUBLIC WORKS-INTERLOCAL AGREEM

SOURCES			
330 INTERGOVERNMENTAL REVENUE	(128,640)	-	
360 MISCELLANEOUS REVENUES	(185,993)	-	
SOURCES Total	(314,633)	-	
USES			
560 CAPITAL OUTLAY	310,887	-	
590 INTERFUND TRANSFERS OUT	21		
USES Total	310,908	-	
01 CHANGE IN FUND Total	(3,725)	-	
399 FUND BALANCE			
11641 PUBLIC WORKS-INTERLOCAL AGREEM Total	(3,725)	-	

BUDGET COMPARISON BY FUND

SOURCE/USE - ACCOUNT MAJOR	FY15 ACTUALS	FY16 ADOPTED	FY17 WORKSESSION
11800 EMS TRUST FUND			
SOURCES			
330 INTERGOVERNMENTAL REVENUE	(256,428)	-	
360 MISCELLANEOUS REVENUES	(1,563)		
SOURCES Total	(257,991)	-	
USES			
530 OPERATING EXPENDITURES	58,901	-	
560 CAPITAL OUTLAY	199,090		
USES Total	257,991	-	
01 CHANGE IN FUND Total	-	-	
11800 EMS TRUST FUND	Total	-	-

11901 COMMUNITY DEVELOPMEN BLK GRANT			
SOURCES			
330 INTERGOVERNMENTAL REVENUE	(1,578,952)	(1,671,521)	
SOURCES Total	(1,578,952)	(1,671,521)	
USES			
510 PERSONNEL SERVICES	191,746		
530 OPERATING EXPENDITURES	49,428	104,304	
540 INTERNAL SERVICE CHARGES	73,048	230,000	
580 GRANTS & AIDS	1,264,730	1,337,217	
USES Total	1,578,952	1,671,521	
01 CHANGE IN FUND Total	-	-	
11901 COMMUNITY DEVELOPMEN BLK GRANT Total	-	-	

BUDGET COMPARISON BY FUND

SOURCE/USE - ACCOUNT MAJOR	FY15 ACTUALS	FY16 ADOPTED	FY17 WORKSESSION
11902 HOME PROGRAM GRANT			
SOURCES			
330 INTERGOVERNMENTAL REVENUE	(1,228,373)	(480,339)	
SOURCES Total	(1,228,373)	(480,339)	
USES			
530 OPERATING EXPENDITURES	38,391	28,852	
540 INTERNAL SERVICE CHARGES	13,460	19,181	
580 GRANTS & AIDS	1,197,898	432,306	
USES Total	1,249,749	480,339	
01 CHANGE IN FUND Total	21,375	-	
11902 HOME PROGRAM GRANT Total	21,375	-	
11904 EMERGENCY SHELTER GRANTS			
SOURCES			
330 INTERGOVERNMENTAL REVENUE	(157,836)	(151,092)	
360 MISCELLANEOUS REVENUES			
SOURCES Total	(157,836)	(151,092)	
USES			
530 OPERATING EXPENDITURES	759	4,808	
540 INTERNAL SERVICE CHARGES		5,923	
580 GRANTS & AIDS	157,077	140,361	
USES Total	157,836	151,092	
01 CHANGE IN FUND Total	-	-	
11904 EMERGENCY SHELTER GRANTS Total	-	-	

BUDGET COMPARISON BY FUND

SOURCE/USE - ACCOUNT MAJOR	FY15 ACTUALS	FY16 ADOPTED	FY17 WORKSESSION
11905 COMMUNITY SVC BLOCK GRANT			
SOURCES			
330 INTERGOVERNMENTAL REVENUE	(276,744)	(275,479)	(54,844)
SOURCES Total	(276,744)	(275,479)	(54,844)
USES			
510 PERSONNEL SERVICES	30,216	50,845	54,844
530 OPERATING EXPENDITURES	27,347	58,050	
540 INTERNAL SERVICE CHARGES		20,801	
580 GRANTS & AIDS	219,182	145,783	
USES Total	276,744	275,479	54,844
01 CHANGE IN FUND Total	-	0	-
11905 COMMUNITY SVC BLOCK GRANT Total	-	0	-

11908 DISASTER PREPAREDNESS

SOURCES			
330 INTERGOVERNMENTAL REVENUE	(199,089)	(19,987)	(31,660)
360 MISCELLANEOUS REVENUES	7		
SOURCES Total	(199,082)	(19,987)	(31,660)
USES			
510 PERSONNEL SERVICES	31,780	19,987	31,660
530 OPERATING EXPENDITURES	167,309	-	
USES Total	199,089	19,987	31,660
01 CHANGE IN FUND Total	7	0	-
11908 DISASTER PREPAREDNESS Total	7	0	-

BUDGET COMPARISON BY FUND

SOURCE/USE - ACCOUNT MAJOR	FY15 ACTUALS	FY16 ADOPTED	FY17 WORKSESSION
11909 MOSQUITO CONTROL GRANT			
SOURCES			
330 INTERGOVERNMENTAL REVENUE	(31,540)	(31,540)	(32,468)
360 MISCELLANEOUS REVENUES	(3)		
SOURCES Total	(31,543)	(31,540)	(32,468)
USES			
530 OPERATING EXPENDITURES	16,984	26,040	32,468
560 CAPITAL OUTLAY	14,556	5,500	
USES Total	31,540	31,540	32,468
01 CHANGE IN FUND Total	(3)	-	-
11909 MOSQUITO CONTROL GRANT Total	(3)	-	-
11912 PUBLIC SAFETY GRANTS (STATE)			
01 CHANGE IN FUND			
SOURCES			
330 INTERGOVERNMENTAL REVENUE	(5,694)	(6,499)	
SOURCES Total	(5,694)	(6,499)	
USES			
510 PERSONNEL SERVICES	328	-	
530 OPERATING EXPENDITURES		6,499	
540 INTERNAL SERVICE CHARGES	955		
580 GRANTS & AIDS	4,411	-	
USES Total	5,694	6,499	
01 CHANGE IN FUND Total	(1)	-	
11912 PUBLIC SAFETY GRANTS (STATE) Total	(1)	-	

BUDGET COMPARISON BY FUND

SOURCE/USE - ACCOUNT MAJOR	FY15 ACTUALS	FY16 ADOPTED	FY17 WORKSESSION
11915 PUBLIC SAFETY GRANTS (FEDERAL)			
SOURCES			
330 INTERGOVERNMENTAL REVENUE	(72,346)	-	
SOURCES Total	(72,346)	-	
USES			
530 OPERATING EXPENDITURES	25,526	-	
USES Total	25,526	-	
01 CHANGE IN FUND Total	(46,821)	-	
11915 PUBLIC SAFETY GRANTS (FEDERAL) Total	(46,821)	-	
11916 PUBLIC WORKS GRANTS			
SOURCES			
330 INTERGOVERNMENTAL REVENUE	(4,018,614)	-	
SOURCES Total	(4,018,614)	-	
USES			
530 OPERATING EXPENDITURES	680	-	
560 CAPITAL OUTLAY	1,748,867	-	
580 GRANTS & AIDS	2,277,057	-	
USES Total	4,026,605	-	
01 CHANGE IN FUND Total	7,992	-	
11916 PUBLIC WORKS GRANTS Total	7,992	-	
11917 LEISURE SERVICES GRANTS			
SOURCES			
330 INTERGOVERNMENTAL REVENUE	(426,022)		
360 MISCELLANEOUS REVENUES	(2)		
SOURCES Total	(426,024)		
USES			
530 OPERATING EXPENDITURES	4,411		
560 CAPITAL OUTLAY	319,486		
USES Total	323,897		
01 CHANGE IN FUND Total	(102,127)		
11917 LEISURE SERVICES GRANTS Total	(102,127)		

BUDGET COMPARISON BY FUND

SOURCE/USE - ACCOUNT MAJOR	FY15 ACTUALS	FY16 ADOPTED	FY17 WORKSESSION
11918 GROWTH MANAGEMENT GRANTS			
SOURCES			
330 INTERGOVERNMENTAL REVENUE	(36,584)		
SOURCES Total	(36,584)		
USES			
580 GRANTS & AIDS	36,584		
USES Total	36,584		
01 CHANGE IN FUND Total	-		
11918 GROWTH MANAGEMENT GRANTS Total	-		
11919 COMMUNITY SVC GRANTS			
SOURCES			
330 INTERGOVERNMENTAL REVENUE	(2,717,808)	(1,475,018)	(61,875)
SOURCES Total	(2,717,808)	(1,475,018)	(61,875)
USES			
510 PERSONNEL SERVICES	54,434	58,633	61,875
530 OPERATING EXPENDITURES	141,537	54,854	
540 INTERNAL SERVICE CHARGES	1,966	-	
580 GRANTS & AIDS	2,519,872	1,361,531	
USES Total	2,717,808	1,475,018	61,875
01 CHANGE IN FUND Total	(0)	-	-
11919 COMMUNITY SVC GRANTS Total	(0)	-	-

BUDGET COMPARISON BY FUND

SOURCE/USE - ACCOUNT MAJOR	FY15 ACTUALS	FY16 ADOPTED	FY17 WORKSESSION
11920 NEIGHBOR STABIL PROGRAM GRANT			
SOURCES			
330 INTERGOVERNMENTAL REVENUE	(294,470)	(56,345)	(64,727)
360 MISCELLANEOUS REVENUES	(136,369)	-	
SOURCES Total	(430,838)	(56,345)	(64,727)
USES			
510 PERSONNEL SERVICES	42,616	56,345	64,727
530 OPERATING EXPENDITURES	35,566	-	
540 INTERNAL SERVICE CHARGES	26,888	-	
580 GRANTS & AIDS	325,769	-	
USES Total	430,838	56,345	64,727
01 CHANGE IN FUND Total	0	0	-
11920 NEIGHBOR STABIL PROGRAM GRANT Total	0	0	-
11925 DCF REINVESTMENT GRANT FUND			
SOURCES			
330 INTERGOVERNMENTAL REVENUE	(256,643)	(255,032)	
360 MISCELLANEOUS REVENUES	-		
SOURCES Total	(256,643)	(255,032)	
USES			
510 PERSONNEL SERVICES			
530 OPERATING EXPENDITURES	253,635	255,032	
540 INTERNAL SERVICE CHARGES	3,063	-	
USES Total	256,698	255,032	
01 CHANGE IN FUND Total	56	-	
11925 DCF REINVESTMENT GRANT FUND Total	56	-	

BUDGET COMPARISON BY FUND

SOURCE/USE - ACCOUNT MAJOR	FY15 ACTUALS	FY16 ADOPTED	FY17 WORKSESSION
11926 CITY OF SANFORD CDBG			
SOURCES			
330 INTERGOVERNMENTAL REVENUE	(292,993)	(400,617)	(65,927)
380 OTHER SOURCES		(1,200)	
SOURCES Total	(292,993)	(401,817)	(65,927)
USES			
510 PERSONNEL SERVICES	34,071	50,001	65,927
530 OPERATING EXPENDITURES	14,946	11,649	
540 INTERNAL SERVICE CHARGES	8,963	19,913	
580 GRANTS & AIDS	235,014	320,254	
USES Total	292,993	401,817	65,927
01 CHANGE IN FUND Total	(0)	-	-
11926 CITY OF SANFORD CDBG Total	(0)	-	-

11930 RESOURCE MANAGEMENT GRANTS

SOURCES			
330 INTERGOVERNMENTAL REVENUE	(33,111)	-	
SOURCES Total	(33,111)	-	
USES			
530 OPERATING EXPENDITURES	33,111	-	
USES Total	33,111	-	
01 CHANGE IN FUND Total	-	-	
11930 RESOURCE MANAGEMENT GRANTS Total	-	-	

12013 SHIP- AFFORDABLE HOUSING 12/13

SOURCES			
330 INTERGOVERNMENTAL REVENUE	(172,866)		
SOURCES Total	(172,866)		
USES			
530 OPERATING EXPENDITURES	801		
540 INTERNAL SERVICE CHARGES	20,152		
580 GRANTS & AIDS	151,914		
USES Total	172,866		
01 CHANGE IN FUND Total	-		
12013 SHIP- AFFORDABLE HOUSING 12/13 Total	-		

BUDGET COMPARISON BY FUND

SOURCE/USE - ACCOUNT MAJOR	FY15 ACTUALS	FY16 ADOPTED	FY17 WORKSESSION
12014 AFFORDABLE HOUSING 13/14			
SOURCES			
330 INTERGOVERNMENTAL REVENUE	(355,678)	-	
360 MISCELLANEOUS REVENUES	(326,560)		
SOURCES Total	(682,237)	-	
USES			
530 OPERATING EXPENDITURES	100		
540 INTERNAL SERVICE CHARGES	17,851		
580 GRANTS & AIDS	664,141	-	
USES Total	682,091	-	
01 CHANGE IN FUND Total	(146)	-	
12014 AFFORDABLE HOUSING 13/14 Total	(146)	-	
12015 SHIP AFFORDABLE HOUSING 14/15			
SOURCES			
330 INTERGOVERNMENTAL REVENUE	(180,894)	(60,215)	(27,638)
360 MISCELLANEOUS REVENUES	(88,822)		
SOURCES Total	(269,715)	(60,215)	(27,638)
USES			
510 PERSONNEL SERVICES		60,215	27,638
530 OPERATING EXPENDITURES	9,690	-	
540 INTERNAL SERVICE CHARGES	36,111	-	
580 GRANTS & AIDS	224,060	-	
USES Total	269,861	60,215	27,638
01 CHANGE IN FUND Total	146	(0)	-
12015 SHIP AFFORDABLE HOUSING 14/15 Total	146	(0)	-

BUDGET COMPARISON BY FUND

SOURCE/USE - ACCOUNT MAJOR	FY15 ACTUALS	FY16 ADOPTED	FY17 WORKSESSION
12016 SHIP AFFORDABLE HOUSING 15/16			
SOURCES			
330 INTERGOVERNMENTAL REVENUE		(2,114,364)	
SOURCES Total	0	(2,114,364)	
USES			
530 OPERATING EXPENDITURES		69,000	
540 INTERNAL SERVICE CHARGES		142,436	
580 GRANTS & AIDS		1,902,928	
USES Total		2,114,364	
01 CHANGE IN FUND Total	0	-	
12016 SHIP AFFORDABLE HOUSING 15/16 Total	0	-	
12101 LAW ENFORCEMENT TST-LOCAL			
SOURCES			
350 JUDGEMENTS FINES & FORFEITS	(734,279)		
360 MISCELLANEOUS REVENUES	(14,601)		
SOURCES Total	(748,881)		
USES			
530 OPERATING EXPENDITURES	939,971		
USES Total	939,971		
01 CHANGE IN FUND Total	191,090		
12101 LAW ENFORCEMENT TST-LOCAL Total	191,090		
12102 LAW ENFORCEMENT TST-JUSTICE			
SOURCES			
350 JUDGEMENTS FINES & FORFEITS	(55,270)		
360 MISCELLANEOUS REVENUES	(434)		
SOURCES Total	(55,704)		
USES			
530 OPERATING EXPENDITURES	111,250		
USES Total	111,250		
01 CHANGE IN FUND Total	55,546		
12102 LAW ENFORCEMENT TST-JUSTICE Total	55,546		

BUDGET COMPARISON BY FUND

SOURCE/USE - ACCOUNT MAJOR	FY15 ACTUALS	FY16 ADOPTED	FY17 WORKSESSION
12103 LAW ENFORCEMENT TST-FEDERAL			
SOURCES			
350 JUDGEMENTS FINES & FORFEITS	(1,565)		
360 MISCELLANEOUS REVENUES	(51)		
SOURCES Total	(1,616)		
01 CHANGE IN FUND Total	(1,616)		
12103 LAW ENFORCEMENT TST-FEDERAL Total	(1,616)		
12200 ARBOR VIOLATION TRUST FUND			
SOURCES			
350 JUDGEMENTS FINES & FORFEITS	(40,000)	(8,000)	(8,000)
360 MISCELLANEOUS REVENUES	(364)		
SOURCES Total	(40,364)	(8,000)	(8,000)
USES			
530 OPERATING EXPENDITURES		108,084	148,281
USES Total		108,084	148,281
01 CHANGE IN FUND Total	(40,364)	100,084	140,281
399 FUND BALANCE		(100,084)	(140,281)
12200 ARBOR VIOLATION TRUST FUND Total	(40,364)	-	-
12300 ALCOHOL/DRUG ABUSE FUND			
SOURCES			
340 CHARGES FOR SERVICES	(58,940)	(55,000)	(60,000)
360 MISCELLANEOUS REVENUES	(203)		
SOURCES Total	(59,144)	(55,000)	(60,000)
USES			
530 OPERATING EXPENDITURES	6,735	74,885	103,169
580 GRANTS & AIDS	39,125	45,000	45,000
USES Total	45,860	119,885	148,169
01 CHANGE IN FUND Total	(13,284)	64,885	88,169
399 FUND BALANCE		(64,885)	(88,169)
12300 ALCOHOL/DRUG ABUSE FUND Total	(13,284)	-	-

BUDGET COMPARISON BY FUND

SOURCE/USE - ACCOUNT MAJOR	FY15 ACTUALS	FY16 ADOPTED	FY17 WORKSESSION
12302 TEEN COURT			
SOURCES			
340 CHARGES FOR SERVICES	(142,667)	(145,000)	(142,000)
360 MISCELLANEOUS REVENUES	(359)		
SOURCES Total	(143,026)	(145,000)	(142,000)
USES			
510 PERSONNEL SERVICES	167,823	123,672	130,975
530 OPERATING EXPENDITURES	1,298	3,447	3,447
540 INTERNAL SERVICE CHARGES	192	1,113	341
580 GRANTS & AIDS	23,360	26,120	26,120
USES Total	192,672	154,353	160,883
01 CHANGE IN FUND Total	49,646	9,353	18,883
399 FUND BALANCE		(91,844)	(95,776)
599 RESERVES		82,491	76,893
12302 TEEN COURT	Total	49,646	(0)

12500 EMERGENCY 911 FUND

SOURCES			
330 INTERGOVERNMENTAL REVENUE	(2,069,027)	(2,055,000)	(2,000,000)
340 CHARGES FOR SERVICES	(1,000)		
360 MISCELLANEOUS REVENUES	(17,655)		
SOURCES Total	(2,087,682)	(2,055,000)	(2,000,000)
USES			
510 PERSONNEL SERVICES	254,418	289,048	322,261
530 OPERATING EXPENDITURES	882,070	1,389,844	995,237
540 INTERNAL SERVICE CHARGES	3,671	14,241	1,645
560 CAPITAL OUTLAY	549,699	-	
580 GRANTS & AIDS	551,777	554,188	563,188
USES Total	2,241,635	2,247,320	1,882,331
01 CHANGE IN FUND Total	153,952	192,320	(117,669)
399 FUND BALANCE		(3,187,847)	(3,031,843)
599 RESERVES		2,995,527	3,149,512
12500 EMERGENCY 911 FUND	Total	153,952	0

BUDGET COMPARISON BY FUND

SOURCE/USE - ACCOUNT MAJOR	FY15 ACTUALS	FY16 ADOPTED	FY17 WORKSESSION
12601 ARTERIAL-IMPACT FEE			
SOURCES			
320 PERMITS FEES & SPECIAL ASSMTS	(1,704,646)	(1,500,000)	(1,700,000)
360 MISCELLANEOUS REVENUES	(56,201)		
380 OTHER SOURCES	(31,779,000)		
SOURCES Total	(33,539,847)	(1,500,000)	(1,700,000)
USES			
560 CAPITAL OUTLAY	13,409	-	
USES Total	13,409	-	
01 CHANGE IN FUND Total	(33,526,438)	(1,500,000)	(1,700,000)
399 FUND BALANCE		13,840,781	11,869,934
599 RESERVES		(12,340,781)	(10,169,934)
12601 ARTERIAL-IMPACT FEE Total	(33,526,438)	-	-
12602 NORTH COLLECTOR-IMPACT FEE			
SOURCES			
360 MISCELLANEOUS REVENUES	(3,050)	(2,000)	(2,000)
SOURCES Total	(3,050)	(2,000)	(2,000)
USES			
530 OPERATING EXPENDITURES	214,735		
560 CAPITAL OUTLAY	8,533	-	
USES Total	223,268	-	
01 CHANGE IN FUND Total	220,218	(2,000)	(2,000)
399 FUND BALANCE		-	(62,176)
599 RESERVES		2,000	64,176
12602 NORTH COLLECTOR-IMPACT FEE Total	220,218	-	-

BUDGET COMPARISON BY FUND

SOURCE/USE - ACCOUNT MAJOR	FY15 ACTUALS	FY16 ADOPTED	FY17 WORKSESSION
12603 WEST COLLECTOR-IMPACT FEE			
SOURCES			
320 PERMITS FEES & SPECIAL ASSMTS	(340,874)	(225,000)	(275,000)
360 MISCELLANEOUS REVENUES	(4,636)		
380 OTHER SOURCES	(2,457,000)		
SOURCES Total	(2,802,510)	(225,000)	(275,000)
01 CHANGE IN FUND Total	(2,802,510)	(225,000)	(275,000)
399 FUND BALANCE		1,096,017	600,508
599 RESERVES		(871,017)	(325,508)
12603 WEST COLLECTOR-IMPACT FEE Total	(2,802,510)	-	-
12604 EAST COLLECTOR-IMPACT FEE			
SOURCES			
320 PERMITS FEES & SPECIAL ASSMTS	(80,259)	(100,000)	(100,000)
360 MISCELLANEOUS REVENUES	(137)		
SOURCES Total	(80,396)	(100,000)	(100,000)
USES			
560 CAPITAL OUTLAY			
USES Total			
01 CHANGE IN FUND Total	(80,396)	(100,000)	(100,000)
399 FUND BALANCE		564,289	
599 RESERVES		(464,289)	100,000
12604 EAST COLLECTOR-IMPACT FEE Total	(80,396)	-	-
12605 SOUTH CENTRAL-IMPACT FEE			
SOURCES			
320 PERMITS FEES & SPECIAL ASSMTS	(271,616)	(170,000)	(200,000)
360 MISCELLANEOUS REVENUES	(18,266)		
380 OTHER SOURCES	(10,764,000)		
SOURCES Total	(11,053,881)	(170,000)	(200,000)
01 CHANGE IN FUND Total	(11,053,881)	(170,000)	(200,000)
399 FUND BALANCE		2,517,845	2,147,964
599 RESERVES		(2,347,845)	(1,947,964)
12605 SOUTH CENTRAL-IMPACT FEE Total	(11,053,881)	-	-

BUDGET COMPARISON BY FUND

SOURCE/USE - ACCOUNT MAJOR	FY15 ACTUALS	FY16 ADOPTED	FY17 WORKSESSION
12801 FIRE/RESCUE-IMPACT FEE			
SOURCES			
320 PERMITS FEES & SPECIAL ASSMTS	(168,892)	(140,000)	(150,000)
360 MISCELLANEOUS REVENUES	(17,274)	(3,000)	(3,500)
SOURCES Total	(186,166)	(143,000)	(153,500)
USES			
560 CAPITAL OUTLAY		-	3,369,917
USES Total	-	-	3,369,917
01 CHANGE IN FUND Total	(186,166)	(143,000)	3,216,417
399 FUND BALANCE		(2,727,937)	(3,216,417)
599 RESERVES		2,870,937	
12801 FIRE/RESCUE-IMPACT FEE Total	(186,166)	-	-

12804 LIBRARY-IMPACT FEE

SOURCES			
320 PERMITS FEES & SPECIAL ASSMTS	(94,809)	(55,000)	(70,000)
360 MISCELLANEOUS REVENUES	(507)		
SOURCES Total	(95,317)	(55,000)	(70,000)
USES			
560 CAPITAL OUTLAY	180,795	104,436	100,318
USES Total	180,795	104,436	100,318
01 CHANGE IN FUND Total	85,478	49,436	30,318
399 FUND BALANCE		(49,436)	(30,318)
12804 LIBRARY-IMPACT FEE Total	85,478	-	-

BUDGET COMPARISON BY FUND

SOURCE/USE - ACCOUNT MAJOR	FY15 ACTUALS	FY16 ADOPTED	FY17 WORKSESSION
12805 DRAINAGE-IMPACT FEE			
SOURCES			
360 MISCELLANEOUS REVENUES	(419)		
SOURCES Total	(419)		
USES			
530 OPERATING EXPENDITURES		5,941	
USES Total		5,941	
01 CHANGE IN FUND Total	(419)	5,941	
399 FUND BALANCE		(5,941)	
12805 DRAINAGE-IMPACT FEE	Total	(419)	-
13000 STORMWATER FUND			
SOURCES			
340 CHARGES FOR SERVICES	(17,579)		
360 MISCELLANEOUS REVENUES	(21,127)		
SOURCES Total	(38,706)		
USES			
530 OPERATING EXPENDITURES	6,371	-	
USES Total	6,371	-	
01 CHANGE IN FUND Total	(32,335)	-	
13000 STORMWATER FUND	Total	(32,335)	-

BUDGET COMPARISON BY FUND

SOURCE/USE - ACCOUNT MAJOR	FY15 ACTUALS	FY16 ADOPTED	FY17 WORKSESSION
13100 ECONOMIC DEVELOPMENT			
SOURCES			
330 INTERGOVERNMENTAL REVENUE	(67,667)	(172,050)	(452,438)
360 MISCELLANEOUS REVENUES	(6,991)		
380 OTHER SOURCES	(80,370)	(1,064,792)	(1,719,258)
SOURCES Total	(155,028)	(1,236,842)	(2,171,696)
USES			
510 PERSONNEL SERVICES	151,756	279,916	293,452
530 OPERATING EXPENDITURES	805,472	1,001,723	1,012,723
540 INTERNAL SERVICE CHARGES	1,131	13,653	1,339
580 GRANTS & AIDS	321,000	660,900	1,174,763
USES Total	1,279,359	1,956,192	2,482,277
01 CHANGE IN FUND Total	1,124,331	719,350	310,581
399 FUND BALANCE		(719,350)	(310,581)
13100 ECONOMIC DEVELOPMENT Total	1,124,331	0	0

13300 17/92 REDEVELOPMENT TI FUND			
SOURCES			
330 INTERGOVERNMENTAL REVENUE	(1,789,311)	(1,943,740)	(2,327,156)
360 MISCELLANEOUS REVENUES	(31,885)	(15,000)	(30,000)
SOURCES Total	(1,821,196)	(1,958,740)	(2,357,156)
USES			
510 PERSONNEL SERVICES	93,102	135,389	150,074
530 OPERATING EXPENDITURES	127,850	360,150	109,575
540 INTERNAL SERVICE CHARGES	1,231	4,478	404
560 CAPITAL OUTLAY	19,176	-	
580 GRANTS & AIDS	1,051,662	228,184	228,184
USES Total	1,293,019	728,201	488,237
01 CHANGE IN FUND Total	(528,177)	(1,230,539)	(1,868,919)
399 FUND BALANCE		(8,530,083)	(7,609,184)
599 RESERVES		9,760,622	9,478,103
13300 17/92 REDEVELOPMENT TI FUND Total	(528,177)	-	(0)

BUDGET COMPARISON BY FUND

SOURCE/USE - ACCOUNT MAJOR	FY15 ACTUALS	FY16 ADOPTED	FY17 WORKSESSION
15000 STREET LIGHTING DIST FUND			
SOURCES			
320 PERMITS FEES & SPECIAL ASSMTS	(2,214,423)	(2,340,000)	(2,406,000)
360 MISCELLANEOUS REVENUES	(4,029)	(1,000)	(1,000)
SOURCES Total	(2,218,452)	(2,341,000)	(2,407,000)
USES			
530 OPERATING EXPENDITURES	2,434,825	2,681,500	2,751,500
USES Total	2,434,825	2,681,500	2,751,500
01 CHANGE IN FUND Total	216,373	340,500	344,500
399 FUND BALANCE		(750,000)	(684,500)
599 RESERVES		409,500	340,000
15000 STREET LIGHTING DIST FUND Total	216,373	-	-

15100 SOLID WASTE MSBU FUND

SOURCES			
320 PERMITS FEES & SPECIAL ASSMTS	(13,837,540)	(14,021,000)	(14,110,000)
360 MISCELLANEOUS REVENUES	(23,647)	(5,000)	(25,000)
SOURCES Total	(13,861,187)	(14,026,000)	(14,135,000)
USES			
530 OPERATING EXPENDITURES	13,965,343	14,590,000	14,405,000
USES Total	13,965,343	14,590,000	14,405,000
01 CHANGE IN FUND Total	104,156	564,000	270,000
399 FUND BALANCE		(4,435,000)	(4,330,000)
599 RESERVES		3,871,000	4,060,000
15100 SOLID WASTE MSBU FUND Total	104,156	-	-

BUDGET COMPARISON BY FUND

SOURCE/USE - ACCOUNT MAJOR	FY15 ACTUALS	FY16 ADOPTED	FY17 WORKSESSION
16000 MUNICIPAL SVS BENEFIT UNIT			
SOURCES			
320 PERMITS FEES & SPECIAL ASSMTS	(84,451)	(101,625)	(83,815)
340 CHARGES FOR SERVICES	(784,810)	(852,830)	(739,250)
360 MISCELLANEOUS REVENUES	(4,047)	(525)	(1,000)
380 OTHER SOURCES	(28,402)		(52,750)
SOURCES Total	(901,710)	(954,980)	(876,815)
USES			
510 PERSONNEL SERVICES	320,360	300,371	294,482
530 OPERATING EXPENDITURES	129,758	655,670	406,841
540 INTERNAL SERVICE CHARGES	313,811	157,825	40,737
590 INTERFUND TRANSFERS OUT	111,000	5,300	
USES Total	874,929	1,119,166	742,060
01 CHANGE IN FUND Total	(26,781)	164,186	(134,755)
399 FUND BALANCE		(1,010,000)	(1,178,098)
599 RESERVES		845,814	1,312,853
16000 MUNICIPAL SVS BENEFIT UNIT Total	(26,781)	-	0

16005 MSBU LAKE MILLS

SOURCES			
320 PERMITS FEES & SPECIAL ASSMTS	(56,192)	(63,000)	(63,000)
360 MISCELLANEOUS REVENUES	(446)	(50)	(50)
SOURCES Total	(56,639)	(63,050)	(63,050)
USES			
530 OPERATING EXPENDITURES	18,163	196,850	217,825
USES Total	18,163	196,850	217,825
01 CHANGE IN FUND Total	(38,476)	133,800	154,775
399 FUND BALANCE		(133,800)	(154,775)
16005 MSBU LAKE MILLS Total	(38,476)	-	-

BUDGET COMPARISON BY FUND

SOURCE/USE - ACCOUNT MAJOR	FY15 ACTUALS	FY16 ADOPTED	FY17 WORKSESSION
16006 LAKE PICKET AQUATIC WEED			
SOURCES			
320 PERMITS FEES & SPECIAL ASSMTS	(41,297)	(41,300)	(41,300)
360 MISCELLANEOUS REVENUES	(632)	(25)	(50)
SOURCES Total	(41,929)	(41,325)	(41,350)
USES			
530 OPERATING EXPENDITURES	19,327	227,990	202,850
USES Total	19,327	227,990	202,850
01 CHANGE IN FUND Total	(22,602)	186,665	161,500
399 FUND BALANCE		(186,665)	(161,500)
16006 LAKE PICKET AQUATIC WEED Total	(22,602)	-	-

16007 LK AMORY AQUATIC MSBU			
SOURCES			
320 PERMITS FEES & SPECIAL ASSMTS	(6,666)	(6,330)	(6,335)
360 MISCELLANEOUS REVENUES	(48)	(25)	(25)
SOURCES Total	(6,714)	(6,355)	(6,360)
USES			
530 OPERATING EXPENDITURES	2,540	21,655	25,790
USES Total	2,540	21,655	25,790
01 CHANGE IN FUND Total	(4,174)	15,300	19,430
399 FUND BALANCE		(15,300)	(19,430)
16007 LK AMORY AQUATIC MSBU Total	(4,174)	-	-

BUDGET COMPARISON BY FUND

SOURCE/USE - ACCOUNT MAJOR	FY15 ACTUALS	FY16 ADOPTED	FY17 WORKSESSION
16010 MSBU CEDAR RIDGE-MAINT			
SOURCES			
320 PERMITS FEES & SPECIAL ASSMTS	(21,975)	(23,600)	(26,200)
360 MISCELLANEOUS REVENUES	(125)	(75)	(50)
380 OTHER SOURCES		(5,300)	
SOURCES Total	(22,100)	(28,975)	(26,250)
USES			
530 OPERATING EXPENDITURES	24,176	51,475	63,405
USES Total	24,176	51,475	63,405
01 CHANGE IN FUND Total	2,076	22,500	37,155
399 FUND BALANCE		(22,500)	(37,155)
16010 MSBU CEDAR RIDGE-MAINT Total	2,076	-	-

16013 MSBU HOWELL CREEK			
SOURCES			
320 PERMITS FEES & SPECIAL ASSMTS	(1,385)	(1,465)	(1,460)
330 INTERGOVERNMENTAL REVENUE	(790)		
360 MISCELLANEOUS REVENUES	(26)	(1,270)	(1,560)
SOURCES Total	(2,200)	(2,735)	(3,020)
USES			
530 OPERATING EXPENDITURES	1,830	9,480	11,505
USES Total	1,830	9,480	11,505
01 CHANGE IN FUND Total	(370)	6,745	8,485
399 FUND BALANCE		(6,745)	(8,485)
16013 MSBU HOWELL CREEK Total	(370)	-	-

BUDGET COMPARISON BY FUND

SOURCE/USE - ACCOUNT MAJOR	FY15 ACTUALS	FY16 ADOPTED	FY17 WORKSESSION
16020 MSBU HORSESHOE LAKE NORTH			
SOURCES			
320 PERMITS FEES & SPECIAL ASSMTS	(7,939)	(7,920)	(5,760)
360 MISCELLANEOUS REVENUES	(39)		(25)
SOURCES Total	(7,978)	(7,920)	(5,785)
USES			
530 OPERATING EXPENDITURES	1,928	20,020	24,575
USES Total	1,928	20,020	24,575
01 CHANGE IN FUND Total	(6,050)	12,100	18,790
399 FUND BALANCE		(12,100)	(18,790)
16020 MSBU HORSESHOE LAKE NORTH Total	(6,050)	-	-

16021 LAKE MYRTLE AWC

SOURCES			
320 PERMITS FEES & SPECIAL ASSMTS	(6,649)	(6,615)	(7,235)
360 MISCELLANEOUS REVENUES	(18)	(20)	(20)
SOURCES Total	(6,666)	(6,635)	(7,255)
USES			
530 OPERATING EXPENDITURES	7,055	9,085	9,855
USES Total	7,055	9,085	9,855
01 CHANGE IN FUND Total	389	2,450	2,600
399 FUND BALANCE		(2,450)	(2,600)
16021 LAKE MYRTLE AWC Total	389	-	-

BUDGET COMPARISON BY FUND

SOURCE/USE - ACCOUNT MAJOR	FY15 ACTUALS	FY16 ADOPTED	FY17 WORKSESSION
16023 LAKE SPRING WOOD AWC			
SOURCES			
320 PERMITS FEES & SPECIAL ASSMTS	(6,749)	(6,050)	(5,185)
360 MISCELLANEOUS REVENUES	(55)		
SOURCES Total	(6,804)	(6,050)	(5,185)
USES			
530 OPERATING EXPENDITURES	1,917	23,480	25,160
USES Total	1,917	23,480	25,160
01 CHANGE IN FUND Total	(4,887)	17,430	19,975
399 FUND BALANCE		(17,430)	(19,975)
16023 LAKE SPRING WOOD AWC Total	(4,887)	-	-

16024 MSBU LAKE OF THE WOODS			
SOURCES			
320 PERMITS FEES & SPECIAL ASSMTS	(21,788)	(20,350)	(19,080)
360 MISCELLANEOUS REVENUES	(149)	(25)	(25)
SOURCES Total	(21,936)	(20,375)	(19,105)
USES			
530 OPERATING EXPENDITURES	2,998	70,875	82,155
USES Total	2,998	70,875	82,155
01 CHANGE IN FUND Total	(18,939)	50,500	63,050
399 FUND BALANCE		(50,500)	(63,050)
16024 MSBU LAKE OF THE WOODS Total	(18,939)	-	-

BUDGET COMPARISON BY FUND

SOURCE/USE - ACCOUNT MAJOR	FY15 ACTUALS	FY16 ADOPTED	FY17 WORKSESSION
16025 MSBU MIRROR LK AQUATIC WEED			
SOURCES			
320 PERMITS FEES & SPECIAL ASSMTS	(12,759)	(11,405)	(10,365)
360 MISCELLANEOUS REVENUES	(111)	(20)	(20)
SOURCES Total	(12,869)	(11,425)	(10,385)
USES			
530 OPERATING EXPENDITURES	4,768	47,425	52,295
USES Total	4,768	47,425	52,295
01 CHANGE IN FUND Total	(8,101)	36,000	41,910
399 FUND BALANCE		(36,000)	(41,910)
16025 MSBU MIRROR LK AQUATIC WEED Total	(8,101)	-	-

16026 MSBU SPRING LK AQUATIC WEED			
SOURCES			
320 PERMITS FEES & SPECIAL ASSMTS	(27,371)	(27,360)	(27,000)
360 MISCELLANEOUS REVENUES	(385)	(150)	(150)
SOURCES Total	(27,756)	(27,510)	(27,150)
USES			
530 OPERATING EXPENDITURES	5,872	118,385	143,650
USES Total	5,872	118,385	143,650
01 CHANGE IN FUND Total	(21,884)	90,875	116,500
399 FUND BALANCE		(90,875)	(116,500)
16026 MSBU SPRING LK AQUATIC WEED Total	(21,884)	-	-

BUDGET COMPARISON BY FUND

SOURCE/USE - ACCOUNT MAJOR	FY15 ACTUALS	FY16 ADOPTED	FY17 WORKSESSION
16027 MSBU SPRINGWOOD WATERWAY-AWC			
SOURCES			
320 PERMITS FEES & SPECIAL ASSMTS	(11,040)	(8,735)	(6,240)
360 MISCELLANEOUS REVENUES	(114)	(25)	(25)
SOURCES Total	(11,153)	(8,760)	(6,265)
USES			
530 OPERATING EXPENDITURES	2,669	46,245	49,290
USES Total	2,669	46,245	49,290
01 CHANGE IN FUND Total	(8,484)	37,485	43,025
399 FUND BALANCE		(37,485)	(43,025)
16027 MSBU SPRINGWOOD WATERWAY-AWC Total	(8,484)	-	-

16028 MSBU LAKES BURKETT/MARTHA - AW

SOURCES			
320 PERMITS FEES & SPECIAL ASSMTS	(13,771)	(10,360)	(10,360)
360 MISCELLANEOUS REVENUES	(94)	(25)	(25)
SOURCES Total	(13,866)	(10,385)	(10,385)
USES			
530 OPERATING EXPENDITURES	5,033	39,985	49,600
USES Total	5,033	39,985	49,600
01 CHANGE IN FUND Total	(8,833)	29,600	39,215
399 FUND BALANCE		(29,600)	(39,215)
16028 MSBU LAKES BURKETT/MARTHA - AW Total	(8,833)	-	-

BUDGET COMPARISON BY FUND

SOURCE/USE - ACCOUNT MAJOR	FY15 ACTUALS	FY16 ADOPTED	FY17 WORKSESSION
16030 MSBU SWEETWATER COVE LAKE-AWC			
SOURCES			
320 PERMITS FEES & SPECIAL ASSMTS	(33,520)	(33,450)	(33,440)
360 MISCELLANEOUS REVENUES	(60)	(100)	(100)
SOURCES Total	(33,579)	(33,550)	(33,540)
USES			
530 OPERATING EXPENDITURES	21,791	34,260	51,190
USES Total	21,791	34,260	51,190
01 CHANGE IN FUND Total	(11,788)	710	17,650
399 FUND BALANCE		(710)	(17,650)
16030 MSBU SWEETWATER COVE LAKE-AWC Total	(11,788)	-	-

16035 MSBU BUTTONWOOD POND AWC			
SOURCES			
320 PERMITS FEES & SPECIAL ASSMTS	(3,571)	(3,565)	(3,560)
360 MISCELLANEOUS REVENUES	(9)	(10)	(10)
380 OTHER SOURCES	(1,000)		
SOURCES Total	(4,580)	(3,575)	(3,570)
USES			
530 OPERATING EXPENDITURES	2,800	4,040	4,310
USES Total	2,800	4,040	4,310
01 CHANGE IN FUND Total	(1,780)	465	740
399 FUND BALANCE		(465)	(740)
16035 MSBU BUTTONWOOD POND AWC Total	(1,780)	-	-

BUDGET COMPARISON BY FUND

SOURCE/USE - ACCOUNT MAJOR	FY15 ACTUALS	FY16 ADOPTED	FY17 WORKSESSION
16036 MSBU LAKE HOWELL AWC			
SOURCES			
320 PERMITS FEES & SPECIAL ASSMTS		(122,885)	(122,800)
330 INTERGOVERNMENTAL REVENUE	(761)		
360 MISCELLANEOUS REVENUES	(50,044)	(10)	(25)
380 OTHER SOURCES	(110,000)		
SOURCES Total	(160,804)	(122,895)	(122,825)
USES			
530 OPERATING EXPENDITURES	137,555	123,395	117,075
590 INTERFUND TRANSFERS OUT			37,750
USES Total	137,555	123,395	154,825
01 CHANGE IN FUND Total	(23,249)	500	32,000
399 FUND BALANCE		(500)	(32,000)
16036 MSBU LAKE HOWELL AWC Total	(23,249)	-	-

21200 GENERAL REVENUE DEBT

SOURCES			
360 MISCELLANEOUS REVENUES	(1,301)		
380 OTHER SOURCES	(1,536,348)	(1,537,744)	(1,539,446)
SOURCES Total	(1,537,649)	(1,537,744)	(1,539,446)
USES			
570 DEBT SERVICE	1,536,348	1,537,744	1,539,446
USES Total	1,536,348	1,537,744	1,539,446
01 CHANGE IN FUND Total	(1,300)	-	-
399 FUND BALANCE			
02 FUND BALANCE Total			
21200 GENERAL REVENUE DEBT Total	(1,300)	-	-

BUDGET COMPARISON BY FUND

SOURCE/USE - ACCOUNT MAJOR	FY15 ACTUALS	FY16 ADOPTED	FY17 WORKSESSION
21235 GENERAL REVENUE DEBT - 2014			
SOURCES			
360 MISCELLANEOUS REVENUES	(466)		
380 OTHER SOURCES	(1,745,213)	(1,641,200)	(1,640,600)
SOURCES Total	(1,745,679)	(1,641,200)	(1,640,600)
USES			
570 DEBT SERVICE	1,641,000	1,641,200	1,640,600
USES Total	1,641,000	1,641,200	1,640,600
01 CHANGE IN FUND Total	(104,679)	-	-
399 FUND BALANCE			
21235 GENERAL REVENUE DEBT - 2014 Total	(104,679)	-	-

21300 COUNTY SHARED REVENUE DEBT

SOURCES			
360 MISCELLANEOUS REVENUES	(1,319)		
380 OTHER SOURCES	(1,745,079)	(1,746,171)	(1,741,606)
SOURCES Total	(1,746,398)	(1,746,171)	(1,741,606)
USES			
530 OPERATING EXPENDITURES			
570 DEBT SERVICE	1,745,079	1,746,171	1,741,606
USES Total	1,745,079	1,746,171	1,741,606
01 CHANGE IN FUND Total	(1,319)	-	-
21300 COUNTY SHARED REVENUE DEBT Total	(1,319)	-	-

BUDGET COMPARISON BY FUND

SOURCE/USE - ACCOUNT MAJOR	FY15 ACTUALS	FY16 ADOPTED	FY17 WORKSESSION
22500 SALES TAX BONDS			
SOURCES			
360 MISCELLANEOUS REVENUES	(1,903)		
380 OTHER SOURCES	(35,194,174)	(4,990,900)	(4,987,275)
SOURCES Total	(35,196,077)	(4,990,900)	(4,987,275)
USES			
530 OPERATING EXPENDITURES			
570 DEBT SERVICE	5,295,515	4,990,900	4,987,275
590 INTERFUND TRANSFERS OUT	29,664,797		
USES Total	34,960,311	4,990,900	4,987,275
01 CHANGE IN FUND Total	(235,766)	-	-
22500 SALES TAX BONDS	Total	(235,766)	-

30600 INFRASTRUCTURE IMP OP FUND

SOURCES			
360 MISCELLANEOUS REVENUES	(5,890)		
380 OTHER SOURCES			(150,000)
SOURCES Total	(5,890)		(150,000)
USES			
540 INTERNAL SERVICE CHARGES		18,614	
560 CAPITAL OUTLAY	1,091,681	-	150,000
USES Total	1,091,681	18,614	150,000
01 CHANGE IN FUND Total	1,085,791	18,614	-
399 FUND BALANCE		(721,199)	
599 RESERVES		702,585	
30600 INFRASTRUCTURE IMP OP FUND	Total	1,085,791	-

BUDGET COMPARISON BY FUND

SOURCE/USE - ACCOUNT MAJOR	FY15 ACTUALS	FY16 ADOPTED	FY17 WORKSESSION
30700 SPORTS COMPLEX/SOLDIERS CREEK			
SOURCES			
360 MISCELLANEOUS REVENUES	(68,376)		
SOURCES Total	(68,376)		
USES			
510 PERSONNEL SERVICES	20	101,080	52,935
560 CAPITAL OUTLAY	7,610,020	-	
590 INTERFUND TRANSFERS OUT	150,213		
USES Total	7,760,253	101,080	52,935
01 CHANGE IN FUND Total	7,691,876	101,080	52,935
399 FUND BALANCE		(205,135)	(68,377)
599 RESERVES		104,055	15,442
30700 SPORTS COMPLEX/SOLDIERS CREEK Total	7,691,876	-	-

32000 JAIL PROJECT/2005

SOURCES			
360 MISCELLANEOUS REVENUES	(617)		
SOURCES Total	(617)		
USES			
560 CAPITAL OUTLAY	524,609		
USES Total	524,609		
01 CHANGE IN FUND Total	523,992		
32000 JAIL PROJECT/2005 Total	523,992		

BUDGET COMPARISON BY FUND

SOURCE/USE - ACCOUNT MAJOR	FY15 ACTUALS	FY16 ADOPTED	FY17 WORKSESSION
32100 NATURAL LANDS/TRAILS			
SOURCES			
360 MISCELLANEOUS REVENUES	(48,208)	(8,500)	
SOURCES Total	(48,208)	(8,500)	
USES			
510 PERSONNEL SERVICES			52,935
530 OPERATING EXPENDITURES	10,871	10,000	10,000
540 INTERNAL SERVICE CHARGES		40,975	
560 CAPITAL OUTLAY	878,118	-	656,900
USES Total	888,990	50,975	719,835
01 CHANGE IN FUND Total	840,781	42,475	719,835
399 FUND BALANCE		(1,997,765)	(1,973,626)
599 RESERVES		1,955,290	1,253,791
32100 NATURAL LANDS/TRAILS Total	840,781	-	-

32200 COURTHOUSE PROJECTS FUND

SOURCES			
360 MISCELLANEOUS REVENUES	(1,221)		
SOURCES Total	(1,221)		
01 CHANGE IN FUND Total	(1,221)	-	
399 FUND BALANCE		(404,178)	
599 RESERVES		404,178	
32200 COURTHOUSE PROJECTS FUND Total	(1,221)	-	

BUDGET COMPARISON BY FUND

SOURCE/USE - ACCOUNT MAJOR	FY15 ACTUALS	FY16 ADOPTED	FY17 WORKSESSION
40100 WATER AND SEWER FUND			
SOURCES			
330 INTERGOVERNMENTAL REVENUE	(1,477,289)	(1,198,972)	(1,294,005)
340 CHARGES FOR SERVICES	(53,074,002)	(54,074,771)	(56,751,051)
360 MISCELLANEOUS REVENUES	(3,911,321)	(575,710)	(533,153)
380 OTHER SOURCES		(3,566,322)	(1,598,227)
SOURCES Total	(58,462,612)	(59,415,775)	(60,176,436)
USES			
510 PERSONNEL SERVICES	7,843,302	8,099,490	8,642,867
530 OPERATING EXPENDITURES	30,469,698	14,599,349	15,396,385
540 INTERNAL SERVICE CHARGES	4,874,674	3,831,875	3,598,743
560 CAPITAL OUTLAY	1,819,972	2,600,589	3,260,421
570 DEBT SERVICE	1,168,906	17,943,191	17,943,191
590 INTERFUND TRANSFERS OUT	9,099,115	8,783,681	15,604,560
USES Total	55,275,667	55,858,175	64,446,167
01 CHANGE IN FUND Total	(3,186,945)	(3,557,600)	4,269,731
399 FUND BALANCE		(20,162,118)	(28,748,304)
599 RESERVES		23,719,718	24,478,573
40100 WATER AND SEWER FUND Total	(3,186,945)	0	0

40102 CONNECTION FEES-WATER

SOURCES			
360 MISCELLANEOUS REVENUES	(668,903)	(633,030)	(638,415)
SOURCES Total	(668,903)	(633,030)	(638,415)
USES			
540 INTERNAL SERVICE CHARGES		25,000	
560 CAPITAL OUTLAY	242,205	-	
570 DEBT SERVICE	162,457		
590 INTERFUND TRANSFERS OUT		603,973	612,927
USES Total	404,662	628,973	612,927
01 CHANGE IN FUND Total	(264,241)	(4,057)	(25,488)
399 FUND BALANCE		(6,261)	(135,890)
599 RESERVES		10,318	161,378
40102 CONNECTION FEES-WATER Total	(264,241)	-	-

BUDGET COMPARISON BY FUND

SOURCE/USE - ACCOUNT MAJOR	FY15 ACTUALS	FY16 ADOPTED	FY17 WORKSESSION
40103 CONNECTION FEES-SEWER			
SOURCES			
360 MISCELLANEOUS REVENUES	(1,630,991)	(1,625,089)	(1,028,702)
SOURCES Total	(1,630,991)	(1,625,089)	(1,028,702)
USES			
540 INTERNAL SERVICE CHARGES	2,229	40,000	
560 CAPITAL OUTLAY	190,335	-	
570 DEBT SERVICE	247,647		
590 INTERFUND TRANSFERS OUT		2,956,709	985,300
USES Total	440,211	2,996,709	985,300
01 CHANGE IN FUND Total	(1,190,780)	1,371,620	(43,402)
399 FUND BALANCE		(1,862,165)	(798,111)
599 RESERVES		490,545	841,513
40103 CONNECTION FEES-SEWER Total	(1,190,780)	-	-

40105 WATER & SEWER BONDS, SERIES 20

SOURCES			
360 MISCELLANEOUS REVENUES	(10,612)	(345)	(118)
SOURCES Total	(10,612)	(345)	(118)
USES			
560 CAPITAL OUTLAY	2,500,541	-	
USES Total	2,500,541	-	
01 CHANGE IN FUND Total	2,489,929	(345)	(118)
399 FUND BALANCE		-	(8,420)
599 RESERVES		345	8,538
40105 WATER & SEWER BONDS, SERIES 20 Total	2,489,929	-	-

BUDGET COMPARISON BY FUND

SOURCE/USE - ACCOUNT MAJOR	FY15 ACTUALS	FY16 ADOPTED	FY17 WORKSESSION
40106 2010 BOND SERIES			
SOURCES			
360 MISCELLANEOUS REVENUES	(5,394)	(841)	(8)
SOURCES Total	(5,394)	(841)	(8)
USES			
560 CAPITAL OUTLAY	3,012,004	-	
USES Total	3,012,004	-	
01 CHANGE IN FUND Total	3,006,610	(841)	(8)
399 FUND BALANCE		-	(2,532)
599 RESERVES		841	2,540
40106 2010 BOND SERIES Total	3,006,610	-	-
40107 WATER & SEWER DEBT SERVICE RES			
01 CHANGE IN FUND Total	-		
399 FUND BALANCE		(18,118,726)	(18,118,726)
599 RESERVES		18,118,726	18,118,726
40107 WATER & SEWER DEBT SERVICE RES Total	-	-	-
40108 WATER & SEWER CAPITAL IMPROVEM			
SOURCES			
360 MISCELLANEOUS REVENUES	(132,704)	(424,707)	(479,209)
380 OTHER SOURCES	(9,099,115)	(8,783,681)	(15,604,560)
SOURCES Total	(9,231,819)	(9,208,388)	(16,083,769)
USES			
530 OPERATING EXPENDITURES		235,000	4,337,000
540 INTERNAL SERVICE CHARGES		112,951	
560 CAPITAL OUTLAY	5,997,117	12,855,400	17,607,502
580 GRANTS & AIDS		-	
USES Total	5,997,117	13,203,351	21,944,502
01 CHANGE IN FUND Total	(3,234,703)	3,994,963	5,860,733
399 FUND BALANCE		(9,280,980)	(25,128,854)
599 RESERVES		5,286,017	19,268,121
40108 WATER & SEWER CAPITAL IMPROVEM Total	(3,234,703)	0	-

BUDGET COMPARISON BY FUND

SOURCE/USE - ACCOUNT MAJOR	FY15 ACTUALS	FY16 ADOPTED	FY17 WORKSESSION
40115 WATER & SEWER BOND SER 2015A&B			
USES			
540 INTERNAL SERVICE CHARGES	(558,455)		
USES Total	(558,455)		
01 CHANGE IN FUND Total	(558,455)		
40115 WATER & SEWER BOND SER 2015A&B Total	(558,455)		

40201 SOLID WASTE FUND

SOURCES			
340 CHARGES FOR SERVICES	(12,576,810)	(12,800,262)	(13,640,852)
360 MISCELLANEOUS REVENUES	(493,526)	(424,390)	(349,726)
380 OTHER SOURCES		(2,760)	(300,000)
SOURCES Total	(13,070,337)	(13,227,412)	(14,290,578)
USES			
510 PERSONNEL SERVICES	3,855,130	4,007,505	4,288,315
530 OPERATING EXPENDITURES	3,652,754	2,159,450	2,216,185
540 INTERNAL SERVICE CHARGES	3,242,124	3,046,401	3,008,069
560 CAPITAL OUTLAY	2,031,171	3,464,988	3,560,891
580 GRANTS & AIDS	75,000		
590 INTERFUND TRANSFERS OUT	3,250,000	554,550	613,622
USES Total	16,106,179	13,232,893	13,687,082
01 CHANGE IN FUND Total	3,035,842	5,481	(603,496)
399 FUND BALANCE		(29,066,903)	(24,232,564)
599 RESERVES		29,061,422	24,836,060
40201 SOLID WASTE FUND Total	3,035,842	0	(0)

40204 LANDFILL MANAGEMENT ESCROW

SOURCES			
360 MISCELLANEOUS REVENUES	(45,029)	(41,957)	(56,301)
380 OTHER SOURCES		(554,550)	(613,622)
SOURCES Total	(45,029)	(596,507)	(669,923)
01 CHANGE IN FUND Total	(45,029)	(596,507)	(669,923)
399 FUND BALANCE		(18,242,300)	(18,766,986)
599 RESERVES		18,838,807	19,436,909
40204 LANDFILL MANAGEMENT ESCROW Total	(45,029)	-	-

BUDGET COMPARISON BY FUND

SOURCE/USE - ACCOUNT MAJOR	FY15 ACTUALS	FY16 ADOPTED	FY17 WORKSESSION
50100 PROPERTY/CASUALTY INSURANCE FU			
SOURCES			
340 CHARGES FOR SERVICES	(1,968,142)	(2,292,820)	(2,292,820)
360 MISCELLANEOUS REVENUES	(3,591)	(15,000)	(15,000)
SOURCES Total	(1,971,733)	(2,307,820)	(2,307,820)
USES			
510 PERSONNEL SERVICES	142,048	168,264	154,032
530 OPERATING EXPENDITURES	1,822,238	2,201,070	2,199,115
540 INTERNAL SERVICE CHARGES	53,958	86,614	45,428
USES Total	2,018,243	2,455,948	2,398,575
01 CHANGE IN FUND Total	46,510	148,128	90,755
399 FUND BALANCE		(5,504,814)	(5,504,814)
599 RESERVES		5,356,686	5,414,059
50100 PROPERTY/CASUALTY INSURANCE FU Total	46,510	-	(0)
50200 WORKERS COMPENSATION FUND			
SOURCES			
340 CHARGES FOR SERVICES	(1,373,386)	(2,003,000)	(2,003,000)
360 MISCELLANEOUS REVENUES	(203,136)	(30,000)	(30,000)
SOURCES Total	(1,576,522)	(2,033,000)	(2,033,000)
USES			
510 PERSONNEL SERVICES	135,104	142,403	145,540
530 OPERATING EXPENDITURES	864,464	1,829,725	1,829,725
540 INTERNAL SERVICE CHARGES	34,187	62,015	21,963
USES Total	1,033,754	2,034,143	1,997,228
01 CHANGE IN FUND Total	(542,768)	1,143	(35,772)
399 FUND BALANCE		(4,982,525)	(5,175,889)
599 RESERVES		4,981,382	5,211,661
50200 WORKERS COMPENSATION FUND Total	(542,768)	-	(0)

BUDGET COMPARISON BY FUND

SOURCE/USE - ACCOUNT MAJOR	FY15 ACTUALS	FY16 ADOPTED	FY17 WORKSESSION
50300 HEALTH INSURANCE FUND			
SOURCES			
340 CHARGES FOR SERVICES	(17,797,007)	(19,607,904)	(20,086,567)
360 MISCELLANEOUS REVENUES	(318,333)	(260,000)	(260,000)
SOURCES Total	(18,115,339)	(19,867,904)	(20,346,567)
USES			
510 PERSONNEL SERVICES	85,056	102,170	108,536
530 OPERATING EXPENDITURES	16,943,050	19,385,641	19,533,920
540 INTERNAL SERVICE CHARGES	220,801	566,272	194,827
590 INTERFUND TRANSFERS OUT		32,400	
USES Total	17,248,907	20,086,484	19,837,283
01 CHANGE IN FUND Total	(866,433)	218,580	(509,284)
399 FUND BALANCE		(4,075,000)	(4,195,468)
599 RESERVES		3,856,420	4,704,752
50300 HEALTH INSURANCE FUND Total	(866,433)	(0)	(0)

60301 BOCC AGENCY FUND

SOURCES			
360 MISCELLANEOUS REVENUES	(6,235)		
SOURCES Total	(6,235)		
USES			
530 OPERATING EXPENDITURES	1,223		
USES Total	1,223		
01 CHANGE IN FUND Total	(5,012)		
60301 BOCC AGENCY FUND Total	(5,012)		

BUDGET COMPARISON BY FUND

SOURCE/USE - ACCOUNT MAJOR	FY15 ACTUALS	FY16 ADOPTED	FY17 WORKSESSION
60302 PUBLIC SAFETY			
SOURCES			
360 MISCELLANEOUS REVENUES	(956)		
SOURCES Total	(956)		
USES			
580 GRANTS & AIDS	2,789	4,797	
USES Total	2,789	4,797	
01 CHANGE IN FUND Total	1,833	4,797	
399 FUND BALANCE		(4,797)	
60302 PUBLIC SAFETY	Total	1,833	-

60303 LIBRARIES-DESIGNATED

SOURCES			
360 MISCELLANEOUS REVENUES	(77,270)	(25,000)	(24,000)
SOURCES Total	(77,270)	(25,000)	(24,000)
USES			
530 OPERATING EXPENDITURES	69,015	25,000	23,000
560 CAPITAL OUTLAY	21,180	-	1,000
USES Total	90,195	25,000	24,000
01 CHANGE IN FUND Total	12,925	-	-
60303 LIBRARIES-DESIGNATED	Total	12,925	-

60304 ANIMAL CONTROL

SOURCES			
360 MISCELLANEOUS REVENUES	(22,364)	(20,000)	(20,000)
SOURCES Total	(22,364)	(20,000)	(20,000)
USES			
530 OPERATING EXPENDITURES	17,526	20,000	20,000
USES Total	17,526	20,000	20,000
01 CHANGE IN FUND Total	(4,838)	-	-
60304 ANIMAL CONTROL	Total	(4,838)	-

BUDGET COMPARISON BY FUND

SOURCE/USE - ACCOUNT MAJOR	FY15 ACTUALS	FY16 ADOPTED	FY17 WORKSESSION
60305 HISTORICAL COMMISSION			
SOURCES			
360 MISCELLANEOUS REVENUES	(68)		
SOURCES Total	(68)		
USES			
530 OPERATING EXPENDITURES	1,500	21,124	22,431
USES Total	1,500	21,124	22,431
01 CHANGE IN FUND Total	1,432	21,124	22,431
399 FUND BALANCE		(21,124)	(22,431)
60305 HISTORICAL COMMISSION Total	1,432	-	-

60307 4-H COUNSEL COOP EXTENSION

SOURCES			
360 MISCELLANEOUS REVENUES	(31,761)		
SOURCES Total	(31,761)		
USES			
530 OPERATING EXPENDITURES	41,851		
560 CAPITAL OUTLAY	2,110		
580 GRANTS & AIDS	3,030		
USES Total	46,991		
01 CHANGE IN FUND Total	15,230		
60307 4-H COUNSEL COOP EXTENSION Total	15,230		

60308 ADULT DRUG COURT

SOURCES			
350 JUDGEMENTS FINES & FORFEITS	(39,188)		
360 MISCELLANEOUS REVENUES	(297)		
SOURCES Total	(39,485)		
USES			
530 OPERATING EXPENDITURES	5,400		
USES Total	5,400		
01 CHANGE IN FUND Total	(34,084)		
60308 ADULT DRUG COURT Total	(34,084)		

BUDGET COMPARISON BY FUND

SOURCE/USE - ACCOUNT MAJOR	FY15 ACTUALS	FY16 ADOPTED	FY17 WORKSESSION
60310 EXTENSION SERVICE PROGRAMS			
SOURCES			
360 MISCELLANEOUS REVENUES	(11,593)		
SOURCES Total	(11,593)		
USES			
530 OPERATING EXPENDITURES	16,962		
540 INTERNAL SERVICE CHARGES	602		
560 CAPITAL OUTLAY	6,330		
USES Total	23,894		
01 CHANGE IN FUND Total	12,301		
60310 EXTENSION SERVICE PROGRAMS Total	12,301		
60311 SEM CO EXPRESSWAY AUTHORITY			
SOURCES			
360 MISCELLANEOUS REVENUES	(114)		
SOURCES Total	(114)		
USES			
590 INTERFUND TRANSFERS OUT	38,280		
USES Total	38,280		
01 CHANGE IN FUND Total	38,166		
60311 SEM CO EXPRESSWAY AUTHORITY Total	38,166		
Grand Total	1,523,593	(0)	(0)

BUDGET DOCUMENT

01 ADMINISTRATION DEPARTMENT

**17-92 COMMUNITY REDEVELOPMENT
ANIMAL SERVICES
BENEFITS
BOARD OF COUNTY COMMISSIONERS
COUNTY ATTORNEY
COUNTY MANAGER
E-911
ECONOMIC DEV & COMMUNITY RELATIONS
EMERGENCY MANAGEMENT
HUMAN RESOURCES
ORGANIZATIONAL DEVELOPMENT
TELECOMMUNICATIONS**



01 ADMINISTRATION DEPARTMENT

FUND - PROGRAM	FY15 ACTUALS	FY16 ADOPTED	FY17 REQUEST	FY17 TO FY16 VARIANCE
01 GENERAL FUNDS				
01 ANIMAL SERVICES	2,002,530	2,237,597	2,565,396	327,799
01 BOARD OF COUNTY COMMISSIONERS	508,120	241,212	110,550	(130,662)
01 COUNTY ATTORNEY	681,213	373,750	127,219	(246,532)
01 COUNTY MANAGER	400,268	227,798	150,549	(77,249)
01 E-911	175,973	266,414	208,814	(57,600)
01 ECONOMIC DEV & COMMUNITY RELATIONS	1,517,131	2,072,729	2,630,244	557,516
01 EMERGENCY MANAGEMENT	475,650	643,645	1,034,932	391,286
01 HUMAN RESOURCES	332,370	290,722	69,255	(221,467)
01 ORGANIZATIONAL DEVELOPMENT	(15,362)	58,967	27,326	(31,642)
01 TELECOMMUNICATIONS	1,840,841	1,093,445	1,325,490	232,045
01 GENERAL FUNDS Total	7,918,734	7,506,280	8,249,774	743,494
02 REPLACEMENT FUNDS				
01 ECONOMIC DEV & COMMUNITY RELATIONS		-	17,000	17,000
02 REPLACEMENT FUNDS Total		-	17,000	17,000
03 AGENCY FUNDS				
01 ANIMAL SERVICES	17,526	20,000	20,000	-
03 AGENCY FUNDS Total	17,526	20,000	20,000	-
08 TOURISM FUNDS				
01 ECONOMIC DEV & COMMUNITY RELATIONS	1,641,226	2,091,635	2,255,718	164,083
08 TOURISM FUNDS Total	1,641,226	2,091,635	2,255,718	164,083
11 GRANT FUNDS				
01 EMERGENCY MANAGEMENT	204,783	26,486	31,660	5,174
11 GRANT FUNDS Total	204,783	26,486	31,660	5,174
14 EMERGENCY 911 FUNDS				
01 E-911	2,241,635	2,247,320	1,882,331	(364,989)
14 EMERGENCY 911 FUNDS Total	2,241,635	2,247,320	1,882,331	(364,989)
15 CRA FUNDS				
01 17-92 COMMUNITY REDEVELOPMENT	1,276,651	728,201	488,237	(239,964)
15 CRA FUNDS Total	1,276,651	728,201	488,237	(239,964)
18 CAPITAL FUNDS				
01 TELECOMMUNICATIONS	1,091,681	18,614	150,000	131,386
18 CAPITAL FUNDS Total	1,091,681	18,614	150,000	131,386
21 INTERNAL SERVICE FUNDS				
01 BENEFITS	17,248,907	20,086,484	19,837,283	(249,201)
01 HUMAN RESOURCES				-
21 INTERNAL SERVICE FUNDS Total	17,248,907	20,086,484	19,837,283	(249,201)
Grand Total	31,641,142	32,725,020	32,932,003	206,983

01 ADMINISTRATION DEPARTMENT

PROGRAM - ACCOUNT	FY15 ACTUALS	FY16 ADOPTED	FY17 REQUEST	FY17 TO FY16 VARIANCE
01 17-92 COMMUNITY REDEVELOPMENT				
510 PERSONNEL SERVICES				
510120 REGULAR SALARIES AND WAGES	72,079	105,622	110,998	5,376
510150 SPECIAL PAY	47			-
510210 SOCIAL SECURITY MATCHING	5,486	8,084	8,491	407
510220 RETIREMENT CONTRIBUTIONS	5,511	7,672	12,794	5,122
510230 HEALTH AND LIFE INSURANCE	9,827	13,842	17,491	3,649
510240 WORKERS COMPENSATION	151	169	300	131
510 PERSONNEL SERVICES Total	93,102	135,389	150,074	14,685
530 OPERATING EXPENDITURES				
530310 PROFESSIONAL SERVICES	56,865	250,000		(250,000)
530400 TRAVEL AND PER DIEM				-
530401 TRAVEL - TRAINING RELATED	1,636	800	800	-
530420 TRANSPORTATION				-
530430 UTILITIES - ELECTRICITY	7,767	15,000	15,000	-
530460 REPAIRS AND MAINTENANCE	43,037	92,000	92,000	-
530470 PRINTING AND BINDING				-
530480 PROMOTIONAL ACTIVITIES				-
530490 OTHER CHARGES/OBLIGATIONS	114	200	200	-
530510 OFFICE SUPPLIES	37	350	350	-
530520 OPERATING SUPPLIES		250	250	-
530540 BOOKS, DUES PUBLICATIONS	545	750	575	(175)
530550 TRAINING	1,480	800	400	(400)
530 OPERATING EXPENDITURES Total	111,481	360,150	109,575	(250,575)
540 INTERNAL SERVICE CHARGES				
540101 INTERNAL CHARGES	1,231	4,074		(4,074)
540202 INTERNAL SER FEES-LEASED EQUIP		404	404	-
540 INTERNAL SERVICE CHARGES Total	1,231	4,478	404	(4,074)
560 CAPITAL OUTLAY				
560630 IMPROVEMENTS OTH THAN BLD				-
560650 CONSTRUCTION IN PROGRESS	19,176	-		-
560 CAPITAL OUTLAY Total	19,176	-		-
580 GRANTS & AIDS				
580811 AID TO GOVERNMENTAL AGENCIES	847,180	228,184	228,184	-
580821 AID TO PRIVATE ORGANIZATIONS	204,482	-		-
580 GRANTS & AIDS Total	1,051,662	228,184	228,184	-
01 17-92 COMMUNITY REDEVELOPMENT Total	1,276,651	728,201	488,237	(239,964)

01 ADMINISTRATION DEPARTMENT

PROGRAM - ACCOUNT	FY15 ACTUALS	FY16 ADOPTED	FY17 REQUEST	FY17 TO FY16 VARIANCE
01 ANIMAL SERVICES				
340 CHARGES FOR SERVICES				
346400 ANIMAL CONTROL	(216,458)	(210,000)		210,000
340 CHARGES FOR SERVICES Total	(216,458)	(210,000)		210,000
360 MISCELLANEOUS REVENUES				
366100 CONTRIBUTIONS & DONATIONS	(22,084)	(20,000)	(20,000)	-
369900 MISCELLANEOUS-OTHER	(222)			-
369910 COPYING FEES	(169)			-
369925 CC CONVENIENCE FEES		(5,000)		5,000
360 MISCELLANEOUS REVENUES Total	(22,474)	(25,000)	(20,000)	5,000
399 FUND BALANCE				
399999 BEGINNING FUND BALANCE		-		-
399 FUND BALANCE Total		-		-
510 PERSONNEL SERVICES				
510120 REGULAR SALARIES AND WAGES	1,018,140	1,033,206	1,050,886	17,680
510140 OVERTIME	89,873	72,562	72,562	-
510150 SPECIAL PAY	1,855	1,800	1,800	-
510210 SOCIAL SECURITY MATCHING	82,313	84,591	88,503	3,912
510220 RETIREMENT CONTRIBUTIONS	86,865	85,777	90,144	4,367
510230 HEALTH AND LIFE INSURANCE	268,482	294,806	304,010	9,204
510240 WORKERS COMPENSATION	7,097	10,166	18,311	8,145
510 PERSONNEL SERVICES Total	1,554,626	1,582,909	1,626,216	43,307
530 OPERATING EXPENDITURES				
530310 PROFESSIONAL SERVICES	100,106	122,000	139,400	17,400
530340 OTHER SERVICES		1,850	1,850	-
530400 TRAVEL AND PER DIEM	2,462	1,150	1,500	350
530401 TRAVEL - TRAINING RELATED	2,130	2,100	2,100	-
530439 UTILITIES - OTHER	15,559	20,500	20,500	-
530460 REPAIRS AND MAINTENANCE	11,595	10,970	10,620	(350)
530470 PRINTING AND BINDING	185	3,000	2,150	(850)
530480 PROMOTIONAL ACTIVITIES	495	1,000	1,000	-
530490 OTHER CHARGES/OBLIGATIONS	15,053	10,900	12,700	1,800
530499 CHARGES/OBLIGATIONS-CONTINGENC		20,000	20,000	-
530510 OFFICE SUPPLIES	1,741	3,150	3,000	(150)
530520 OPERATING SUPPLIES	140,202	153,987	156,850	2,863
530521 EQUIPMENT \$1000-\$4999				-
530522 OPERATING SUPPLIES-TECHNOLOGY	18,240	18,240	18,240	-
530540 BOOKS, DUES PUBLICATIONS	380	950	950	-
530550 TRAINING	4,455	5,050	5,050	-
530 OPERATING EXPENDITURES Total	312,602	374,847	395,910	21,063

01 ADMINISTRATION DEPARTMENT

PROGRAM - ACCOUNT	FY15 ACTUALS	FY16 ADOPTED	FY17 REQUEST	FY17 TO FY16 VARIANCE
540 INTERNAL SERVICE CHARGES				
540101 INTERNAL CHARGES	115,847	172,780	153,176	(19,604)
540102 ADMIN FEE		76,901	154,934	78,033
540201 INSURANCE	36,980	40,124	40,124	-
540202 INTERNAL SER FEES-LEASED EQUIP		10,036	10,036	-
540 INTERNAL SERVICE CHARGES Total	152,827	299,841	358,270	58,428
560 CAPITAL OUTLAY				
560642 EQUIPMENT >\$4999		-		-
560650 CONSTRUCTION IN PROGRESS			205,000	205,000
560 CAPITAL OUTLAY Total		-	205,000	205,000
01 ANIMAL SERVICES Total	1,781,124	2,022,597	2,565,396	542,799

01 ADMINISTRATION DEPARTMENT

PROGRAM - ACCOUNT	FY15 ACTUALS	FY16 ADOPTED	FY17 REQUEST	FY17 TO FY16 VARIANCE
01 BENEFITS				
340 CHARGES FOR SERVICES				
341220 BOCC INSURANCE EMPLOYER	(12,627,943)	(14,084,313)	(14,506,842)	(422,529)
341230 BOCC INSURANCE EMPLOYEE	(2,027,797)	(2,123,694)	(2,123,694)	-
341240 BOCC INSURANCE RETIREE	(1,130,747)	(1,353,951)	(1,353,951)	-
341250 BOCC INSURANCE COBRA	(36,795)	(33,228)	(33,228)	-
341260 TAX COLLECTOR INSURANCE	(929,921)	(874,440)	(900,673)	(26,233)
341265 PROPERTY APPRAISER INSURANCE	(758,690)	(745,818)	(768,193)	(22,375)
341270 SUPERVISOR OF ELECTIONS INSUR	(191,621)	(201,159)	(207,194)	(6,035)
341280 PORT AUTHORITY INSURANCE	(43,385)	(49,701)	(51,192)	(1,491)
341285 CASSELBERRY INS EMPLOYEE PREMS	-			-
341290 BOCC HEALTH PROGRAM	(50,025)	(141,600)	(141,600)	-
340 CHARGES FOR SERVICES Total	(17,796,924)	(19,607,904)	(20,086,567)	(478,663)
360 MISCELLANEOUS REVENUES				
361100 INTEREST ON INVESTMENTS				-
369900 MISCELLANEOUS-OTHER	(2,000)	(50,000)		50,000
369935 REIMBURSEMENTS - REBATES	(296,817)	(200,000)	(200,000)	-
360 MISCELLANEOUS REVENUES Total	(298,817)	(250,000)	(200,000)	50,000
399 FUND BALANCE				
399999 BEGINNING FUND BALANCE				-
399 FUND BALANCE Total				-
510 PERSONNEL SERVICES				
510120 REGULAR SALARIES AND WAGES	56,442	66,014	70,509	4,495
510140 OVERTIME				-
510150 SPECIAL PAY	75	150	150	-
510210 SOCIAL SECURITY MATCHING	3,815	5,050	5,394	344
510220 RETIREMENT CONTRIBUTIONS	5,490	7,656	8,292	636
510230 HEALTH AND LIFE INSURANCE	19,139	23,195	24,001	806
510240 WORKERS COMPENSATION	95	106	190	84
510 PERSONNEL SERVICES Total	85,056	102,170	108,536	6,366
530 OPERATING EXPENDITURES				
530310 PROFESSIONAL SERVICES	88,000	135,400	134,400	(1,000)
530340 OTHER SERVICES	764,854	842,949	829,117	(13,832)
530400 TRAVEL AND PER DIEM		50	50	-
530440 RENTAL AND LEASES			404	404
530450 INSURANCE	498,191	801,053	885,380	84,327
530451 BOCC INSURANCE CLAIMS	12,277,997	13,865,012	13,938,680	73,668
530452 OTHER ENTITY INSURANCE CLAIMS	3,127,630	3,616,937	3,616,937	-
530490 OTHER CHARGES/OBLIGATIONS	175,132	123,740	128,452	4,712
530499 CHARGES/OBLIGATIONS-CONTINGENC				-
530510 OFFICE SUPPLIES		50	50	-
530520 OPERATING SUPPLIES	4,457	50	50	-
530521 EQUIPMENT \$1000-\$4999	6,790			-
530550 TRAINING		400	400	-
530 OPERATING EXPENDITURES Total	16,943,050	19,385,641	19,533,920	148,279

01 ADMINISTRATION DEPARTMENT

PROGRAM - ACCOUNT	FY15 ACTUALS	FY16 ADOPTED	FY17 REQUEST	FY17 TO FY16 VARIANCE
540 INTERNAL SERVICE CHARGES				
540101 INTERNAL CHARGES	801	2,986	2,275	(711)
540102 ADMIN FEE	220,000	562,882	192,148	(370,734)
540202 INTERNAL SER FEES-LEASED EQUIP		404	404	-
540 INTERNAL SERVICE CHARGES Total	220,801	566,272	194,827	(371,446)
590 INTERFUND TRANSFERS OUT				
590910 *TRANSFER TO OTHER FUNDS		32,400		(32,400)
590 INTERFUND TRANSFERS OUT Total		32,400		(32,400)
01 BENEFITS Total	(846,834)	228,580	(449,284)	(677,864)

01 ADMINISTRATION DEPARTMENT

PROGRAM - ACCOUNT	FY15 ACTUALS	FY16 ADOPTED	FY17 REQUEST	FY17 TO FY16 VARIANCE
01 BOARD OF COUNTY COMMISSIONERS				
510 PERSONNEL SERVICES				
510110 EXECUTIVE SALARIES	403,141	405,616		(405,616)
510120 REGULAR SALARIES AND WAGES	301,397	300,251	678,182	377,931
510150 SPECIAL PAY	600	600	600	-
510210 SOCIAL SECURITY MATCHING	52,239	53,999	53,501	(498)
510220 RETIREMENT CONTRIBUTIONS	187,449	221,365	199,467	(21,898)
510230 HEALTH AND LIFE INSURANCE	97,611	103,496	104,117	621
510240 WORKERS COMPENSATION	780	1,129	1,888	759
510 PERSONNEL SERVICES Total	1,043,215	1,086,456	1,037,755	(48,701)
530 OPERATING EXPENDITURES				
530310 PROFESSIONAL SERVICES		-		-
530400 TRAVEL AND PER DIEM	4,885	9,500	9,500	-
530470 PRINTING AND BINDING		125	125	-
530490 OTHER CHARGES/OBLIGATIONS		425	425	-
530510 OFFICE SUPPLIES	1,420	1,500	1,500	-
530520 OPERATING SUPPLIES	73	500	500	-
530540 BOOKS, DUES PUBLICATIONS	10,532	10,000	10,000	-
530550 TRAINING				-
530 OPERATING EXPENDITURES Total	16,910	22,050	22,050	-
540 INTERNAL SERVICE CHARGES				
540101 INTERNAL CHARGES	65,427	36,126	28,283	(7,843)
540102 ADMIN FEE		42,739	50,508	7,769
540202 INTERNAL SER FEES-LEASED EQUIP		3,576	3,576	-
540 INTERNAL SERVICE CHARGES Total	65,427	82,441	82,367	(74)
550 COST ALLOCATION (CONTRA)				
550102 CONTRA ACCT-ADMIN FEES	(617,432)	(949,735)	(1,031,622)	(81,887)
550 COST ALLOCATION (CONTRA) Total	(617,432)	(949,735)	(1,031,622)	(81,887)
01 BOARD OF COUNTY COMMISSIONERS Total	508,120	241,212	110,550	(130,662)

01 ADMINISTRATION DEPARTMENT

PROGRAM - ACCOUNT	FY15 ACTUALS	FY16 ADOPTED	FY17 REQUEST	FY17 TO FY16 VARIANCE
01 COUNTY ATTORNEY				
510 PERSONNEL SERVICES				
510120 REGULAR SALARIES AND WAGES	1,063,357	1,205,054	1,177,183	(27,871)
510150 SPECIAL PAY				-
510210 SOCIAL SECURITY MATCHING	72,212	92,187	92,517	330
510220 RETIREMENT CONTRIBUTIONS	124,411	135,435	137,787	2,352
510230 HEALTH AND LIFE INSURANCE	136,231	159,698	167,817	8,119
510240 WORKERS COMPENSATION	1,021	1,497	2,190	693
510 PERSONNEL SERVICES Total	1,397,232	1,593,870	1,577,494	(16,376)
530 OPERATING EXPENDITURES				
530310 PROFESSIONAL SERVICES	13,013	40,125	40,125	-
530330 COURT REPORTER SERVICES	124	3,000	3,000	-
530400 TRAVEL AND PER DIEM	105	2,200	2,200	-
530401 TRAVEL - TRAINING RELATED	695	4,000	4,000	-
530420 TRANSPORTATION	68	200	200	-
530460 REPAIRS AND MAINTENANCE		500	500	-
530470 PRINTING AND BINDING	3,022	7,200	7,200	-
530490 OTHER CHARGES/OBLIGATIONS		200	200	-
530510 OFFICE SUPPLIES	1,858	3,500	11,000	7,500
530520 OPERATING SUPPLIES		500	500	-
530540 BOOKS, DUES PUBLICATIONS	38,567	45,400	47,262	1,862
530550 TRAINING	667	6,600	6,600	-
530 OPERATING EXPENDITURES Total	58,118	113,425	122,787	9,362
540 INTERNAL SERVICE CHARGES				
540101 INTERNAL CHARGES	34,971	60,383	41,212	(19,171)
540102 ADMIN FEE		63,341	67,028	3,687
540201 INSURANCE				-
540202 INTERNAL SER FEES-LEASED EQUIP		6,806	6,806	-
540 INTERNAL SERVICE CHARGES Total	34,971	130,530	115,046	(15,484)
550 COST ALLOCATION (CONTRA)				
550102 CONTRA ACCT-ADMIN FEES	(809,108)	(1,464,075)	(1,688,108)	(224,033)
550 COST ALLOCATION (CONTRA) Total	(809,108)	(1,464,075)	(1,688,108)	(224,033)
01 COUNTY ATTORNEY Total	681,213	373,750	127,219	(246,532)

01 ADMINISTRATION DEPARTMENT

PROGRAM - ACCOUNT	FY15 ACTUALS	FY16 ADOPTED	FY17 REQUEST	FY17 TO FY16 VARIANCE
01 COUNTY MANAGER				
380 OTHER SOURCES				
388110 SALE OF CAPITAL ASSETS	(300,000)			-
380 OTHER SOURCES Total	(300,000)			-
510 PERSONNEL SERVICES				
510120 REGULAR SALARIES AND WAGES	545,248	551,190	628,978	77,788
510150 SPECIAL PAY	11,220	7,200	7,200	-
510210 SOCIAL SECURITY MATCHING	36,132	42,166	49,478	7,312
510220 RETIREMENT CONTRIBUTIONS	94,628	101,780	115,642	13,862
510230 HEALTH AND LIFE INSURANCE	62,949	64,528	68,597	4,069
510240 WORKERS COMPENSATION	506	882	1,746	864
510 PERSONNEL SERVICES Total	750,683	767,746	871,641	103,895
530 OPERATING EXPENDITURES				
530310 PROFESSIONAL SERVICES	5,300	-		-
530340 OTHER SERVICES		140,000	140,000	-
530400 TRAVEL AND PER DIEM	393	2,250	2,250	-
530470 PRINTING AND BINDING	21			-
530490 OTHER CHARGES/OBLIGATIONS	477	2,500	2,500	-
530510 OFFICE SUPPLIES	200	1,250	1,250	-
530520 OPERATING SUPPLIES	119	750	750	-
530540 BOOKS, DUES PUBLICATIONS	49,033	66,253	66,253	-
530 OPERATING EXPENDITURES Total	55,544	213,003	213,003	-
540 INTERNAL SERVICE CHARGES				
540101 INTERNAL CHARGES	29,449	46,789	59,255	12,466
540102 ADMIN FEE		38,224	34,293	(3,931)
540202 INTERNAL SER FEES-LEASED EQUIP		3,980	3,980	-
540 INTERNAL SERVICE CHARGES Total	29,449	88,993	97,527	8,535
550 COST ALLOCATION (CONTRA)				
550102 CONTRA ACCT-ADMIN FEES	(468,026)	(841,944)	(1,031,622)	(189,678)
550 COST ALLOCATION (CONTRA) Total	(468,026)	(841,944)	(1,031,622)	(189,678)
560 CAPITAL OUTLAY				
560610 LAND	32,618	-		-
560630 IMPROVEMENTS OTH THAN BLD		-		-
560 CAPITAL OUTLAY Total	32,618	-		-
580 GRANTS & AIDS				
580811 AID TO GOVERNMENTAL AGENCIES		-		-
580 GRANTS & AIDS Total		-		-
01 COUNTY MANAGER Total	100,268	227,798	150,549	(77,249)

01 ADMINISTRATION DEPARTMENT

PROGRAM - ACCOUNT	FY15 ACTUALS	FY16 ADOPTED	FY17 REQUEST	FY17 TO FY16 VARIANCE
01 E-911				
330 INTERGOVERNMENTAL REVENUE				
335220 E911 WIRELESS		(1,300,000)		1,300,000
335225 E911 NON WIRELESS		(755,000)		755,000
330 INTERGOVERNMENTAL REVENUE Total		(2,055,000)		2,055,000
340 CHARGES FOR SERVICES				
341910 ADDRESSING FEES	(10,190)	(15,000)		15,000
340 CHARGES FOR SERVICES Total	(10,190)	(15,000)		15,000
510 PERSONNEL SERVICES				
510120 REGULAR SALARIES AND WAGES	301,402	322,087	350,319	28,232
510140 OVERTIME			1,515	1,515
510210 SOCIAL SECURITY MATCHING	21,845	24,640	27,197	2,557
510220 RETIREMENT CONTRIBUTIONS	21,597	23,384	37,287	13,903
510230 HEALTH AND LIFE INSURANCE	73,627	88,317	81,629	(6,688)
510240 WORKERS COMPENSATION	3,470	4,950	5,160	210
510 PERSONNEL SERVICES Total	421,942	463,378	503,107	39,729
530 OPERATING EXPENDITURES				
530310 PROFESSIONAL SERVICES			6,000	6,000
530400 TRAVEL AND PER DIEM				-
530401 TRAVEL - TRAINING RELATED	568	6,280	6,780	500
530410 COMMUNICATIONS	515,093	1,114,074	751,445	(362,629)
530420 TRANSPORTATION				-
530460 REPAIRS AND MAINTENANCE	332,512	243,728	201,428	(42,300)
530490 OTHER CHARGES/OBLIGATIONS	6,050			-
530510 OFFICE SUPPLIES	3,990	1,145	1,145	-
530520 OPERATING SUPPLIES		1,300	1,800	500
530522 OPERATING SUPPLIES-TECHNOLOGY	16,346	16,057	18,004	1,947
530540 BOOKS, DUES PUBLICATIONS	411	1,080	1,080	-
530550 TRAINING	7,099	7,775	9,150	1,375
530 OPERATING EXPENDITURES Total	882,070	1,391,439	996,832	(394,607)
540 INTERNAL SERVICE CHARGES				
540101 INTERNAL CHARGES	12,120	94,181	9,301	(84,880)
540102 ADMIN FEE		7,319	15,487	8,168
540202 INTERNAL SER FEES-LEASED EQUIP		3,230	3,230	-
540 INTERNAL SERVICE CHARGES Total	12,120	104,730	28,018	(76,712)
560 CAPITAL OUTLAY				
560650 CONSTRUCTION IN PROGRESS	549,699	-		-
560 CAPITAL OUTLAY Total	549,699	-		-
580 GRANTS & AIDS				
580811 AID TO GOVERNMENTAL AGENCIES	551,777	554,188	563,188	9,000
580 GRANTS & AIDS Total	551,777	554,188	563,188	9,000
01 E-911 Total	2,407,417	443,735	2,091,145	1,647,410

01 ADMINISTRATION DEPARTMENT

PROGRAM - ACCOUNT	FY15 ACTUALS	FY16 ADOPTED	FY17 REQUEST	FY17 TO FY16 VARIANCE
01 ECONOMIC DEV & COMMUNITY RELATIONS				
510 PERSONNEL SERVICES				
510120 REGULAR SALARIES AND WAGES	584,751	763,321	774,055	10,734
510150 SPECIAL PAY	109			-
510210 SOCIAL SECURITY MATCHING	43,007	58,394	59,996	1,602
510220 RETIREMENT CONTRIBUTIONS	43,309	51,386	67,986	16,600
510230 HEALTH AND LIFE INSURANCE	115,125	143,858	172,584	28,726
510240 WORKERS COMPENSATION	896	1,310	3,628	2,318
510 PERSONNEL SERVICES Total	787,197	1,018,270	1,078,249	59,979
530 OPERATING EXPENDITURES				
530310 PROFESSIONAL SERVICES	753,414	921,490	933,490	12,000
530340 OTHER SERVICES	799,560	1,078,791	1,066,294	(12,497)
530400 TRAVEL AND PER DIEM	8,942	17,990	16,790	(1,200)
530401 TRAVEL - TRAINING RELATED		2,000	4,000	2,000
530402 TRAVEL - TRAINING NON-EMPLOYEE		-	20,000	20,000
530410 COMMUNICATIONS				-
530420 TRANSPORTATION	1,054	400	400	-
530430 UTILITIES - ELECTRICITY	1,592	1,500	1,600	100
530440 RENTAL AND LEASES	61,892	63,823	98,748	34,925
530460 REPAIRS AND MAINTENANCE	6,701	10,000	13,500	3,500
530470 PRINTING AND BINDING	24,430	40,500	40,500	-
530480 PROMOTIONAL ACTIVITIES	204,875	360,015	510,500	150,485
530490 OTHER CHARGES/OBLIGATIONS	73			-
530499 CHARGES/OBLIGATIONS-CONTINGENC				-
530510 OFFICE SUPPLIES	2,133	2,925	2,925	-
530520 OPERATING SUPPLIES	11,656	14,614	17,250	2,636
530521 EQUIPMENT \$1000-\$4999	14,905	-		-
530522 OPERATING SUPPLIES-TECHNOLOGY	6,729	7,600	7,600	-
530540 BOOKS, DUES PUBLICATIONS	24,909	23,418	22,095	(1,323)
530550 TRAINING	1,635	3,000	3,000	-
530 OPERATING EXPENDITURES Total	1,924,499	2,548,066	2,758,692	210,626
540 INTERNAL SERVICE CHARGES				
540101 INTERNAL CHARGES	55,610	81,897	105,455	23,558
540102 ADMIN FEE	68,604	81,244	73,865	(7,379)
540201 INSURANCE	230	2,043	2,043	-
540202 INTERNAL SER FEES-LEASED EQUIP		7,152	7,152	0
540 INTERNAL SERVICE CHARGES Total	124,444	172,336	188,515	16,179
550 COST ALLOCATION (CONTRA)				
550102 CONTRA ACCT-ADMIN FEES	(291,153)	(460,209)	(539,257)	(79,048)
550 COST ALLOCATION (CONTRA) Total	(291,153)	(460,209)	(539,257)	(79,048)
560 CAPITAL OUTLAY				
560610 LAND				-
560640 EQUIPMENT	67,369			-
560642 EQUIPMENT >\$4999		-	17,000	17,000
560650 CONSTRUCTION IN PROGRESS				-
560 CAPITAL OUTLAY Total	67,369	-	17,000	17,000

01 ADMINISTRATION DEPARTMENT

PROGRAM - ACCOUNT	FY15 ACTUALS	FY16 ADOPTED	FY17 REQUEST	FY17 TO FY16 VARIANCE
580 GRANTS & AIDS				
580811 AID TO GOVERNMENTAL AGENCIES		250,000	250,000	-
580821 AID TO PRIVATE ORGANIZATIONS	546,000	635,900	1,149,763	513,863
580 GRANTS & AIDS Total	546,000	885,900	1,399,763	513,863
01 ECONOMIC DEV & COMMUNITY RELATIONS Total	3,158,358	4,164,363	4,902,962	738,599

01 ADMINISTRATION DEPARTMENT

PROGRAM - ACCOUNT	FY15 ACTUALS	FY16 ADOPTED	FY17 REQUEST	FY17 TO FY16 VARIANCE
01 EMERGENCY MANAGEMENT				
330 INTERGOVERNMENTAL REVENUE				
331230 EMPG GRANT	(87,892)	-	(31,660)	(31,660)
334220 PUBLIC SAFETY GRANT	(116,891)	(26,486)		26,486
330 INTERGOVERNMENTAL REVENUE Total	(204,783)	(26,486)	(31,660)	(5,174)
340 CHARGES FOR SERVICES				
342430 EMERGENCY MGMT		(5,000)		5,000
340 CHARGES FOR SERVICES Total		(5,000)		5,000
510 PERSONNEL SERVICES				
510120 REGULAR SALARIES AND WAGES	195,800	197,723	286,668	88,945
510125 PART-TIME PERSONNEL		18,487		(18,487)
510130 OTHER PERSONAL SERVICES	29,613	-		-
510140 OVERTIME	529		3,535	3,535
510210 SOCIAL SECURITY MATCHING	16,880	16,540	22,768	6,228
510220 RETIREMENT CONTRIBUTIONS	18,149	17,643	40,085	22,442
510230 HEALTH AND LIFE INSURANCE	36,625	38,037	36,348	(1,689)
510240 WORKERS COMPENSATION	2,202	3,278	5,503	2,225
510 PERSONNEL SERVICES Total	299,799	291,708	394,907	103,199
530 OPERATING EXPENDITURES				
530340 OTHER SERVICES	8,500	-		-
530400 TRAVEL AND PER DIEM	396	-		-
530401 TRAVEL - TRAINING RELATED	2,229			-
530410 COMMUNICATIONS	19,488	5,500	6,000	500
530460 REPAIRS AND MAINTENANCE	22,160	-		-
530470 PRINTING AND BINDING	4,823	-		-
530480 PROMOTIONAL ACTIVITIES	14,212	-		-
530490 OTHER CHARGES/OBLIGATIONS	184			-
530499 CHARGES/OBLIGATIONS-CONTINGENC	-	6,499		(6,499)
530510 OFFICE SUPPLIES	4,672	-		-
530520 OPERATING SUPPLIES	90,457	60,410	13,000	(47,410)
530521 EQUIPMENT \$1000-\$4999	-	-		-
530522 OPERATING SUPPLIES-TECHNOLOGY	4,784	-		-
530540 BOOKS, DUES PUBLICATIONS	1,705	-		-
530550 TRAINING	10,110	-	10,000	10,000
530 OPERATING EXPENDITURES Total	183,719	72,409	29,000	(43,409)
540 INTERNAL SERVICE CHARGES				
540101 INTERNAL CHARGES	185,098	255,975	323,497	67,522
540102 ADMIN FEE		14,027	103,175	89,148
540201 INSURANCE	7,406	6,020	6,020	-
540202 INTERNAL SER FEES-LEASED EQUIP		29,993	29,993	-
540 INTERNAL SERVICE CHARGES Total	192,504	306,014	462,685	156,670

01 ADMINISTRATION DEPARTMENT

PROGRAM - ACCOUNT	FY15 ACTUALS	FY16 ADOPTED	FY17 REQUEST	FY17 TO FY16 VARIANCE
560 CAPITAL OUTLAY				
560620 BUILDINGS		-		-
560642 EQUIPMENT >\$4999		-		-
560650 CONSTRUCTION IN PROGRESS			180,000	180,000
560 CAPITAL OUTLAY Total		-	180,000	180,000
580 GRANTS & AIDS				
580811 AID TO GOVERNMENTAL AGENCIES	4,411	-		-
580 GRANTS & AIDS Total	4,411	-		-
599 RESERVES				
599998 RESERVE FOR CONTINGENCIES				-
599 RESERVES Total				-
01 EMERGENCY MANAGEMENT Total	475,649	638,645	1,034,932	396,286

01 ADMINISTRATION DEPARTMENT

PROGRAM - ACCOUNT	FY15 ACTUALS	FY16 ADOPTED	FY17 REQUEST	FY17 TO FY16 VARIANCE
01 HUMAN RESOURCES				
510 PERSONNEL SERVICES				
510120 REGULAR SALARIES AND WAGES	361,002	469,847	481,624	11,777
510130 OTHER PERSONAL SERVICES	210			-
510150 SPECIAL PAY	225	450	450	-
510210 SOCIAL SECURITY MATCHING	26,540	35,943	37,895	1,952
510220 RETIREMENT CONTRIBUTIONS	28,881	41,967	45,482	3,515
510230 HEALTH AND LIFE INSURANCE	64,731	102,327	106,567	4,240
510240 WORKERS COMPENSATION	615	752	1,337	585
510 PERSONNEL SERVICES Total	482,204	651,286	673,355	22,069
530 OPERATING EXPENDITURES				
530310 PROFESSIONAL SERVICES	50,910	42,010	42,010	-
530340 OTHER SERVICES	48,329	48,000	48,000	-
530400 TRAVEL AND PER DIEM	29	1,650	1,650	-
530401 TRAVEL - TRAINING RELATED		1,400	1,400	-
530420 TRANSPORTATION				-
530460 REPAIRS AND MAINTENANCE	4,980	7,220	7,220	-
530490 OTHER CHARGES/OBLIGATIONS	22,593	30,800	30,800	-
530510 OFFICE SUPPLIES	2,485	2,750	2,750	-
530520 OPERATING SUPPLIES	4,121	4,000	4,000	-
530522 OPERATING SUPPLIES-TECHNOLOGY	20,116	23,000	23,000	-
530540 BOOKS, DUES PUBLICATIONS	604	1,500	1,750	250
530550 TRAINING	5,637	7,900	17,500	9,600
530 OPERATING EXPENDITURES Total	159,805	170,230	180,080	9,850
540 INTERNAL SERVICE CHARGES				
540101 INTERNAL CHARGES	15,844	46,479	10,059	(36,420)
540102 ADMIN FEE		30,923	44,624	13,701
540202 INTERNAL SER FEES-LEASED EQUIP		5,191	5,191	-
540 INTERNAL SERVICE CHARGES Total	15,844	82,593	59,874	(22,719)
550 COST ALLOCATION (CONTRA)				
550102 CONTRA ACCT-ADMIN FEES	(325,482)	(613,387)	(844,054)	(230,667)
550 COST ALLOCATION (CONTRA) Total	(325,482)	(613,387)	(844,054)	(230,667)
01 HUMAN RESOURCES Total	332,370	290,722	69,255	(221,467)

01 ADMINISTRATION DEPARTMENT

PROGRAM - ACCOUNT	FY15 ACTUALS	FY16 ADOPTED	FY17 REQUEST	FY17 TO FY16 VARIANCE
01 ORGANIZATIONAL DEVELOPMENT				
510 PERSONNEL SERVICES				
510120 REGULAR SALARIES AND WAGES	154,606	182,738	103,460	(79,278)
510150 SPECIAL PAY	2,350	600	600	-
510210 SOCIAL SECURITY MATCHING	11,516	13,979	8,116	(5,863)
510220 RETIREMENT CONTRIBUTIONS	13,704	27,579	7,702	(19,877)
510230 HEALTH AND LIFE INSURANCE	21,655	17,368	8,688	(8,680)
510240 WORKERS COMPENSATION	201	292	286	(6)
510 PERSONNEL SERVICES Total	204,033	242,556	128,852	(113,704)
530 OPERATING EXPENDITURES				
530400 TRAVEL AND PER DIEM		250	250	-
530510 OFFICE SUPPLIES			200	200
530520 OPERATING SUPPLIES			540	540
530540 BOOKS, DUES PUBLICATIONS	451	670	670	-
530550 TRAINING			1,200	1,200
530 OPERATING EXPENDITURES Total	451	920	2,860	1,940
540 INTERNAL SERVICE CHARGES				
540101 INTERNAL CHARGES	10,152	43,434	2,478	(40,956)
540102 ADMIN FEE		10,031	4,367	(5,664)
540202 INTERNAL SER FEES-LEASED EQUIP		5,999	5,999	-
540 INTERNAL SERVICE CHARGES Total	10,152	59,463	12,844	(46,620)
550 COST ALLOCATION (CONTRA)				
550102 CONTRA ACCT-ADMIN FEES	(229,997)	(243,972)	(117,230)	126,742
550 COST ALLOCATION (CONTRA) Total	(229,997)	(243,972)	(117,230)	126,742
01 ORGANIZATIONAL DEVELOPMENT Total	(15,362)	58,967	27,326	(31,642)

01 ADMINISTRATION DEPARTMENT

PROGRAM - ACCOUNT	FY15 ACTUALS	FY16 ADOPTED	FY17 REQUEST	FY17 TO FY16 VARIANCE
01 TELECOMMUNICATIONS				
340 CHARGES FOR SERVICES				
343901 TOWER COMM FEES		(70,000)		70,000
343902 FIBER WAN FEES	(14,800)	(21,950)		21,950
340 CHARGES FOR SERVICES Total	(14,800)	(91,950)		91,950
350 JUDGEMENTS FINES & FORFEITS				
351700 INTERGOVT RADIO PROGRAM		(450,000)		450,000
350 JUDGEMENTS FINES & FORFEITS Total		(450,000)		450,000
360 MISCELLANEOUS REVENUES				
369940 REIMBURSEMENTS - RADIOS		(115,000)		115,000
360 MISCELLANEOUS REVENUES Total		(115,000)		115,000
510 PERSONNEL SERVICES				
510120 REGULAR SALARIES AND WAGES	502,689	506,715	516,781	10,066
510140 OVERTIME	13,692	20,095	20,095	-
510150 SPECIAL PAY				-
510210 SOCIAL SECURITY MATCHING	37,286	40,301	42,255	1,954
510220 RETIREMENT CONTRIBUTIONS	39,821	38,246	40,101	1,855
510230 HEALTH AND LIFE INSURANCE	111,197	120,908	113,034	(7,874)
510240 WORKERS COMPENSATION	4,258	7,175	12,715	5,540
510 PERSONNEL SERVICES Total	708,944	733,441	744,981	11,540
530 OPERATING EXPENDITURES				
530310 PROFESSIONAL SERVICES	2,896			-
530400 TRAVEL AND PER DIEM	2,937		7,000	7,000
530401 TRAVEL - TRAINING RELATED	5,477	1,500	2,000	500
530410 COMMUNICATIONS	4,392	6,240	1,740	(4,500)
530420 TRANSPORTATION	651	2,000	2,000	-
530460 REPAIRS AND MAINTENANCE	1,014,931	1,454,277	1,638,465	184,188
530510 OFFICE SUPPLIES	1,314	750	750	-
530520 OPERATING SUPPLIES	50,936	41,000	42,000	1,000
530521 EQUIPMENT \$1000-\$4999	565,727			-
530522 OPERATING SUPPLIES-TECHNOLOGY	64,507			-
530540 BOOKS, DUES PUBLICATIONS	2,492	2,960	2,960	-
530550 TRAINING	2,055	5,000	5,000	-
530 OPERATING EXPENDITURES Total	1,718,317	1,513,727	1,701,915	188,188
540 INTERNAL SERVICE CHARGES				
540101 INTERNAL CHARGES	78,736	104,938	106,780	1,842
540102 ADMIN FEE		98,323	99,779	1,456
540201 INSURANCE	9,305	7,187	7,187	-
540202 INTERNAL SER FEES-LEASED EQUIP		7,960	7,960	-
540 INTERNAL SERVICE CHARGES Total	88,041	218,407	221,706	3,298
550 COST ALLOCATION (CONTRA)				
550101 CONTRA ACCOUNT ADMIN FEES GF	(816,988)	(1,453,516)	(1,343,112)	110,404
550 COST ALLOCATION (CONTRA) Total	(816,988)	(1,453,516)	(1,343,112)	110,404

01 ADMINISTRATION DEPARTMENT

PROGRAM - ACCOUNT	FY15 ACTUALS	FY16 ADOPTED	FY17 REQUEST	FY17 TO FY16 VARIANCE
560 CAPITAL OUTLAY				
560620 BUILDINGS	-	100,000		(100,000)
560630 IMPROVEMENTS OTH THAN BLD				-
560640 EQUIPMENT				-
560642 EQUIPMENT >\$4999	7,798			-
560646 CAPITAL SOFTWARE>\$4,999	134,729			-
560650 CONSTRUCTION IN PROGRESS	1,091,681	-	150,000	150,000
560 CAPITAL OUTLAY Total	1,234,208	100,000	150,000	50,000
01 TELECOMMUNICATIONS Total	2,917,722	455,109	1,475,490	1,020,380
Grand Total	12,776,696	9,873,680	12,593,776	2,720,096

01 ADMINISTRATION DEPARTMENT

POSITIONS BY PROGRAM

DEPARTMENT - PROGRAM - FUND - JOB TITLE	FTE's
01 ADMINISTRATION DEPT	
01 17-92 COMMUNITY REDEVELOPMENT	
13300 CHIEF ADMINISTRATOR	0.3
13300 PROGRAM MANAGER II	1.0
13300 SENIOR FINANCIAL ANALYST	0.2
01 17-92 COMMUNITY REDEVELOPMENT Total	1.5
01 ANIMAL SERVICES	
00100 ANIMAL SERVICES CRUELTY INVESTIGATOR	2.0
00100 ANIMAL SERVICES DIV MGR	1.0
00100 ANIMAL SERVICES FIELD SUPVR	1.0
00100 ANIMAL SERVICES OFFICE SPRVSR	1.0
00100 ANIMAL SERVICES OFFICER	6.0
00100 ANIMAL SERVICES TECHNICIAN	3.0
00100 ANIMAL SHELTER SUPERVISOR	1.0
00100 ANIMAL SHELTER WORKER	7.0
00100 ANIMAL SRVCS PROGRAM COORDNTR	1.0
00100 ANIMAL SVCS BITE COORDINATOR	1.0
00100 CUSTOMER SERVICE REP	4.0
00100 DISPATCHER (NON-EMERGENCY)	2.0
01 ANIMAL SERVICES Total	30.0
01 BENEFITS	
50300 BENEFITS COORDINATOR	1.0
50300 HUMAN RESOURCES DIV MGR	0.3
01 BENEFITS Total	1.3
01 BOARD OF COUNTY COMMISSIONERS	
00100 COUNTY COMMISSIONER	5.0
00100 EXECUTIVE ASSISTANT	5.0
01 BOARD OF COUNTY COMMISSIONERS Total	10.0
01 COUNTY ATTORNEY	
00100 ASSISTANT COUNTY ATTORNEY (CAO)	6.0
00100 COUNTY ATTORNEY (CAO)	1.0
00100 DEPUTY COUNTY ATTORNEY (CAO)	1.0
00100 EXECUTIVE ASSISTANT (CAO)	1.0
00100 LEGAL ASSISTANT	1.0
00100 LEGAL ASSISTANT (CAO)	1.0
00100 LEGAL SECRETARY (CAO)	1.0
00100 LEGAL SERVICES MANAGER (CAO)	1.0
01 COUNTY ATTORNEY Total	13.0

01 ADMINISTRATION DEPARTMENT

POSITIONS BY PROGRAM

DEPARTMENT - PROGRAM - FUND - JOB TITLE	FTE's
01 COUNTY MANAGER	
00100 ASSISTANT COUNTY MANAGER	1.0
00100 COUNTY MANAGER	1.0
00100 COUNTY MANAGER COORDINATOR	1.0
00100 DEPUTY COUNTY MANAGER	1.0
00100 EXECUTIVE ASSISTANT	1.0
00100 EXECUTIVE ASSISTANT-CMO	1.0
01 COUNTY MANAGER Total	6.0
01 E-911	
00100 ADDRESSING SUPERVISOR	1.0
00100 PLANNING TECHNICIAN I	2.0
12500 911 GIS SPECIALIST	1.0
12500 911 SPECIALIST	2.0
12500 PROGRAM MANAGER I	1.0
12500 PROGRAM SPECIALIST	0.5
01 E-911 Total	7.5
01 ECONOMIC DEV & COMMUNITY RELATIONS	
00100 COMMUNITY RELATIONS OFFICER	1.0
00100 GRAPHICS COORDINATOR	1.0
00100 PROGRAM MANAGER II	1.0
00100 SENIOR GRAPHICS COORDINATOR	1.0
00100 SENIOR VIDEO COORDINATOR	1.0
00100 VIDEO COORDINATOR	1.0
11001 CUSTOMER SERVICE REP	1.0
11001 PROGRAM MANAGER II	1.0
11001 SPORTS TOURISM MANAGER	1.0
11001 TRAVEL TRADE REPRESENTATIVE	1.0
13100 BUSINESS DEVELOPMENT MANAGER	1.0
13100 CHIEF ADMINISTRATOR	0.7
13100 PROGRAM MANAGER II	1.0
01 ECONOMIC DEV & COMMUNITY RELATIONS Total	12.7
01 EMERGENCY MANAGEMENT	
00100 CHIEF ADMINISTRATOR	1.0
00100 MITIGATION/RECOVERY COORDINATR	1.0
00100 PROGRAM SPECIALIST	0.5
00100 PROJECT MANAGER I	1.0
00100 PROJECT MANAGER II	1.0
11908 INTERN	0.0
11908 INTERN-TRAINING AND EXERCISE	0.0
01 EMERGENCY MANAGEMENT Total	4.5

01 ADMINISTRATION DEPARTMENT POSITIONS BY PROGRAM

DEPARTMENT - PROGRAM - FUND - JOB TITLE	FTE's
01 HUMAN RESOURCES	
00100 HR INTERN	0.0
00100 HUMAN RESOURCES ANALYST	1.0
00100 HUMAN RESOURCES COORDINATOR	2.0
00100 HUMAN RESOURCES DIV MGR	0.8
00100 MANAGEMENT SUPPORT SPECIALIST	1.0
00100 PROGRAM MANAGER II	3.0
00100 TRAINING ADVISOR	1.0
01 HUMAN RESOURCES Total	8.8
01 ORGANIZATIONAL DEVELOPMENT	
00100 CHIEF ADMINISTRATOR	1.0
01 ORGANIZATIONAL DEVELOPMENT Total	1.0
01 TELECOMMUNICATIONS	
00100 PROGRAM MANAGER II	1.0
00100 PROGRAM SPECIALIST	2.0
00100 SYSTEMS COORDINATOR	1.0
00100 TELECOMMUNICATIONS TECHNICIAN	6.0
01 TELECOMMUNICATIONS Total	10.0
01 ADMINISTRATION DEPT Total	106.2

ADMINISTRATION DEPT

AS 01

05 ANIMAL SERVICES - 00100 GENERAL FUND

REPLACEMENT OF KENNEL DOORS

Priority: 01 of 3

Justification: (Limit to 1 Page)

The Seminole County Animal Services (SCAS) Division is seeking to replace 110 interior kennel doors (including locking mechanisms) for the indoor/outdoor dog kennel runs located within the Stray and Adoption Buildings. Although in good working order at that time, the existing kennel door system used at the SCAS facility was determined to be beyond its useful life when it was acquired from Orange County Animal Services (OCAS), during their own facility renovation project approximately ten (10) years ago.

As the locking mechanisms for each door fail due to age and prolonged use, replacement parts were found within the surplus inventory stored at SCAS. However, SCAS is now unable to locate either new locks or replacement parts for this door system, and only seven (2) surplus door units remain for use as replacements.

Animals housed within these buildings will spend the majority of their time within the indoor portion of the run, and will only be placed in the outdoor portion for a few hours each morning during the kennel cleaning process. The failure rate for the existing kennel door system has increased over the last year (approximately 5 per month), and SCAS has determined that the replacement of all interior doors will help to properly secure our animal residents and to minimize any potential risk to the visiting public. Older doors that have been replaced through this project will be kept as surplus inventory, which will then be used to repair/replace door failures for existing exterior doors.

The project approach would be to bulk purchase all 110 interior dog kennel run doors, in order to realize cost savings on shipping/handling and to receive a purchase discount. The Facilities Division has confirmed their staff availability for the labor component of this project, and doors will be replaced a few at a time depending on their work schedules.

In FY 17/18, SCAS intends to submit a request for the replacement of the exterior dog kennel run doors and the cost for same might be adjusted due to the possible revenue from sending the older system doors to a scrap facility. If this door system is not replaced, SCAS staff may be required to begin closing down runs that can no longer be properly secured, and the inability to house animals at the shelter would thereby impact the County's euthanasia rate.

Additional Staff Required (List FTEs in Justification): #

Additional Equipment or Vehicle Needs (List in Justification): YES NO

FIVE YEAR FINANCIAL IMPACT

FISCAL YEAR	EXPENDITURE INCREASES	EXPENDITURE SAVINGS	REVENUES	NET	NOTES
FY 2016/17	55,000			55,000	
FY 2017/18				-	
FY 2018/19				-	
FY 2019/20				-	
FY 2020/21				-	
TOTAL				55,000	

Status: FUNDED

STATUS DETERMINED BY COUNTY MANAGEMENT

ADMINISTRATION DEPT

AS 02

05 ANIMAL SERVICES - 00100 GENERAL FUND

INSTALLATION OF FIRE SPRINKLERS (STRAY & ADOPTION BUILDINGS)

Priority: 02 of 3

Justification: (Limit to 1 Page)

The Seminole County Animal Services (SCAS) Division is seeking to Install a fire sprinkler system within the Stray and Adoption Kennel Buildings, and this new fire suppression feature will be programmed into the shelter facility's existing fire alarm system.

Both Kennel Buidlings currently have fire walls, which are designed to contain fire between sections of each building. However, fire walls do not supress the actual fire (only help to stop the spread of same), and any animals housed within the affected sections within those buildings would most likely perish. The installation of fire sprinklers will help to increase the survival rate for animals housed within these buildings during an emergency event.

In addition, this upgrade to the shelter's existing fire alarm system would ensure that the new fire sprinkler system is properly monitored. This upgrade would help to improve alert notifications to emergency responders, and system addressability (e.g. unique location identifiers) for expediting response to areas affected by the emergency event.

Additional Staff Required (List FTEs in Justification): #

Additional Equipment or Vehicle Needs (List in Justification): YES NO

FIVE YEAR FINANCIAL IMPACT

FISCAL YEAR	EXPENDITURE INCREASES	EXPENDITURE SAVINGS	REVENUES	NET	NOTES
FY 2016/17	150,000			150,000	
FY 2017/18				-	
FY 2018/19				-	
FY 2019/20				-	
FY 2020/21				-	
TOTAL				150,000	

Status: FUNDED

STATUS DETERMINED BY COUNTY MANAGEMENT

ADMINISTRATION DEPT

01 - 3

01 ECONOMIC DEV & COMMUNITY RELATIONS - 13100 ECONOMIC DEVELOPMENT

HISPANIC BUSINESS INITIATIVE FUND OF FLORIDA, INC. (HBIF)

Priority: 3 of 3

Justification: (Limit to 1 Page)

The Hispanic Business Initiative Fund of Florida, Inc. (HBIF) is a community-based, 501(c)(3) non-profit organization. All earnings from operations, funds, donations and contributions only benefit customers of HBIF. Funding Requested: \$60,000. **HBIF will provide 400 hours (1 day a week for 50 weeks) to Seminole County, \$10,000 will support educational programs, to include three (3), hour-long workshops, \$20,000 will support entrepreneurial grants, \$30,000 will support 1:1 business consulting services. A table of eight (8) at the annual HBIF Success Stories Luncheon, Logo placement on HBIF support wall, collateral, communication pieces, annual report, and website.**

Funding supports the increase of Hispanic-owned businesses and economic growth overall in the County. Funding provides bilingual business development services to Seminole County businesses. These services are provided to businesses that are currently located within the County’s tax district, businesses that are exploring relocating their existing business to Seminole County, and potential new businesses that will be based within the County. Services include: seminars and workshops, personalized business consulting, entrepreneurial grants, commercial loan facilitation, bilingual education assistance, and professional service support.

Additional Staff Required (List FTEs in Justification): #

Additional Equipment or Vehicle Needs (List in Justification): YES NO

FIVE YEAR FINANCIAL IMPACT

FISCAL YEAR	EXPENDITURE INCREASES	EXPENDITURE SAVINGS	REVENUES	NET	NOTES
FY 2016/17	60,000			60,000	
FY 2017/18	60,000			60,000	
FY 2018/19	60,000			60,000	
FY 2019/20	60,000			60,000	
FY 2020/21	60,000			60,000	
TOTAL				300,000	

Status: FUNDED STATUS DETERMINED BY COUNTY MANAGEMENT

BUDGET DOCUMENT

02 CONSTITUTIONAL OFFICERS DEPARTMENT

CLERK OF THE COURT
JAIL OPERATION AND MAINTENANCE
JUDICIAL SECURITY
LAW ENFORCEMENT
LAW ENFORCEMENT TRUST
POLICE EDUCATION
PROPERTY APPRAISER
SUPERVISOR OF ELECTIONS
TAX COLLECTOR



02 CONSTITUTIONAL OFFICERS DEPARTMENT

FUND - PROGRAM	FY15 ACTUALS	FY16 ADOPTED	FY17 REQUEST	FY17 TO FY16 VARIANCE
01 GENERAL FUNDS				
02 CLERK OF THE COURT	1,461,041	902,339	417,921	(484,418)
02 JAIL OPERATION AND MAINTENANCE	35,690,853	36,369,777	38,069,784	1,700,008
02 JUDICIAL SECURITY	5,018,400	4,770,000	4,998,068	228,068
02 LAW ENFORCEMENT	72,558,736	72,173,038	75,891,749	3,718,711
02 PROPERTY APPRAISER	4,768,610	4,939,049	5,199,562	260,513
02 SUPERVISOR OF ELECTIONS	2,875,691	3,226,579	2,919,718	(306,861)
02 TAX COLLECTOR	6,363,279	6,825,792	7,180,750	354,958
01 GENERAL FUNDS Total	128,736,610	129,206,574	134,677,552	5,470,979
02 REPLACEMENT FUNDS				
02 JAIL OPERATION AND MAINTENANCE			369,300	369,300
02 REPLACEMENT FUNDS Total			369,300	369,300
04 TRANSPORTATION FUNDS				
02 PROPERTY APPRAISER	16,425	17,575	18,366	791
02 TAX COLLECTOR	6,921	8,000	8,360	360
04 TRANSPORTATION FUNDS Total	23,346	25,575	26,726	1,151
06 FIRE DISTRICT FUNDS				
02 PROPERTY APPRAISER	459,888	491,542	513,661	22,119
02 TAX COLLECTOR	193,371	222,000	231,990	9,990
06 FIRE DISTRICT FUNDS Total	653,260	713,542	745,651	32,109
12 LAW ENFORCEMENT FUNDS				
02 LAW ENFORCEMENT				-
02 LAW ENFORCEMENT TRUST	1,051,220			-
02 POLICE EDUCATION	190,487	200,000	200,000	-
12 LAW ENFORCEMENT FUNDS Total	1,241,707	200,000	200,000	-
Grand Total	130,654,922	130,145,691	136,019,229	5,873,539



02 CONSTITUTIONAL OFFICERS DEPARTMENT

PROGRAM - ACCOUNT	FY15 ACTUALS	FY16 ADOPTED	FY17 REQUEST	FY17 TO FY16 VARIANCE
02 CLERK OF THE COURT				
530 OPERATING EXPENDITURES				
530490 OTHER CHARGES/OBLIGATIONS	15,392	17,000		(17,000)
530521 EQUIPMENT \$1000-\$4999	-			-
530 OPERATING EXPENDITURES Total	15,392	17,000		(17,000)
540 INTERNAL SERVICE CHARGES				
540101 INTERNAL CHARGES	157,096	209,768	164,243	(45,525)
540102 ADMIN FEE		228	15,740	15,512
540201 INSURANCE	3,285	1,008	1,008	-
540 INTERNAL SERVICE CHARGES Total	160,381	211,004	180,991	(30,013)
550 COST ALLOCATION (CONTRA)				
550102 CONTRA ACCT-ADMIN FEES	(1,655,231)	(2,147,965)	(3,188,649)	(1,040,684)
550 COST ALLOCATION (CONTRA) Total	(1,655,231)	(2,147,965)	(3,188,649)	(1,040,684)
596 TRANSFERS TO CONSTITUTIONALS				
590962 TRANSFER TO THE CLERK	2,940,500	2,822,300	3,425,579	603,279
596 TRANSFERS TO CONSTITUTIONALS Total	2,940,500	2,822,300	3,425,579	603,279
02 CLERK OF THE COURT Total	1,461,041	902,339	417,921	(484,418)

CLERK OF THE CIRCUIT COURT 0130 Intragovernmental Transfer 013001 Intragovt Transfer - 00100 590962 Transfer-Clerk	Submitted	Submitted	Submitted	Submitted	Submitted	Submitted	Submitted	Submitted	Submitted
	2010-2011 Budget	2011-2012 Budget	2012-2013 Budget	2013-2014 Budget	2014-2015 Budget	2015-2016 Budget	2016-2017 Budget	Submitted	Submitted
Personnel Services Cnty. Fin./Cnty Records	1,265,400	1,112,624	1,112,624	1,176,600	1,250,000	1,265,000	1,732,079		
Operating Supplies Cnty. Fin./Cnty Records	130,200	120,000	120,000	120,000	120,000	120,000	120,000		
Health & Life Cnty. Fin./Cnty Records	251,100	225,600	225,600	270,700	270,700	290,000	315,000		
Operating Supplies Micrographics	60,000	60,000	72,000	72,000	72,000	72,000	85,000		
Repair and Maint. Clerk's Office	300,000	285,000	295,000	377,300	377,300	395,300	400,000		
Workers Comp Clerk's Office	7,500	7,500	7,500	7,500	-	7,500	7,500		
Other Current Charges Cleaning Serv. CJC	21,000	21,000	23,000	23,000	23,000	23,000	25,000		
Records Building	359,500	349,500	360,700	371,500	371,500	371,500	372,000		
Bank charges - Environmental			25,000	-	25,000	13,000	15,000		
JDE Consulting		55,000	55,000	55,000	55,000	55,000	60,000		
Credit Card Usage Fees		120,000	120,000	120,000	120,000	120,000	180,000		
JDE Upgrade			415,000	150,000	150,000	50,000	50,000		
Disclosure Council					40,000	40,000	40,000		
OPED						24,000	24,000		
	\$ 2,394,700	\$ 2,356,224	\$ 2,831,424	\$ 2,874,500	\$ 2,874,500	\$ 2,846,300	\$ 3,425,579		

COUNTY FINANCE POSITION BUDGETS
ORIGINAL SUBMITTAL BY THE CLERK OF THE CIRCUIT COURT AND COMPTROLLER

Employee #	last name	Hire Date	5-4-15 Salary	5-2-16 Salary	Longevity	Title	Increase	Percent
2096		9/9/2013	\$ 69,500.00	n/a	n/a	n/a		
1991		6/23/2008	\$ 30,550.00	\$ 37,752.00	8 years	Deputy Clerk	\$ 7,202.00	0.19077135
2055		5/21/2012	\$ 26,520.00	\$ 40,800.24	4 Years	Deputy Clerk	\$ 14,280.24	0.350003824
1397		6/16/1997	\$ 38,740.00	\$ 47,892.00	19 years	Deputy Clerk	\$ 9,152.00	0.191096634
1616		1/10/2005	\$ 37,830.00	n/a	n/a	n/a	n/a	
2120		8/20/2014	\$ 26,260.00	n/a	n/a	n/a	n/a	
2064		8/27/2012	\$ 29,900.00	n/a	n/a	n/a	n/a	
2015		7/19/2010	\$ 39,000.00	\$ 48,360.00	6 yrs	Deputy Clerk	\$ 9,360.00	0.193548387
1510		12/7/1998	\$ 40,980.00	\$ 50,544.00	18 yrs	Deputy Clerk	\$ 9,564.00	0.189221273
1472		6/2/1998	\$ 39,000.00	\$ 47,970.00	18 yrs	Deputy Clerk	\$ 8,970.00	0.18699187
1716		9/23/2002	\$ 34,970.00	\$ 43,680.00	14 yrs	Deputy Clerk	\$ 8,710.00	0.199404762
2073		1/2/2013	\$ 35,620.00	n/a	n/a	n/a	n/a	
1821		11/29/2004	\$ 34,970.00	\$ 42,744.00	12 yrs	Deputy Clerk	\$ 7,774.00	0.181873479
1596		1/4/1993	\$ 57,720.00	\$ 79,950.00	23 yrs	Finance Mgr	\$ 22,230.00	0.27804878
1986		4/7/2008	\$ 30,030.00	\$ 36,036.00	8 yrs	Deputy Clerk	\$ 6,006.00	0.166666667
2008		9/14/2009	\$ 115,000.00	\$ 141,960.00	7 yrs	Director	\$ 26,960.00	0.189912651
2116		4/14/2014	\$ 26,000.00	n/a	n/a	n/a	n/a	
2103		11/4/2013	\$ 32,968.00	n/a	n/a	n/a	n/a	
2053		4/9/2012	\$ 33,670.00	\$ 35,000.00	4 yrs	Deputy Clerk	\$ 1,330.00	0.038
2012		5/12/2010	\$ 48,000.00	\$ 49,400.00	6 yrs	Supervisor	\$ 1,400.00	0.028340081
1954		6/11/2007	n/a	\$ 43,800.00	9 yrs	Deputy Clerk	n/a	
1821		3/7/2016	n/a	\$ 30,000.00	n/a	Deputy Clerk	n/a	
2162		4/4/2016	n/a	\$ 80,000.00	n/a	Ass't Director	n/a	
2158		2/29/2016	n/a	\$ 30,000.00	n/a	Deputy Clerk	n/a	
2076		1/2/2013	\$ 25,870.00	\$ 31,044.00	3 yrs	Deputy Clerk	\$ 5,174.00	
2149		8/24/2015	n/a	\$ 31,512.00	1 yr	Deputy Clerk	n/a	

*NAMES REDACTED

**COUNTY FINANCE POSITION BUDGETS
WITH BCC UPDATED PERCENTAGES**

Employee #	Last name	Hire Date	5-4-15 Salary	5-2-16 Salary	Longevity	Title	Increase	Percent	**Corrected %
2096		9/9/2013	\$ 69,500.00	n/a	n/a	n/a			
1991		6/23/2008	\$ 30,550.00	\$ 37,752.00	8 years	Deputy Clerk	\$ 7,202.00	19%	24%
2055		5/21/2012	\$ 26,520.00	\$ 40,800.24	4 Years	Deputy Clerk	\$ 14,280.24	35%	54%
1397		6/16/1997	\$ 38,740.00	\$ 47,892.00	19 years	Deputy Clerk	\$ 9,152.00	19%	24%
1616		1/10/2005	\$ 37,830.00	n/a	n/a	n/a	n/a		
2120		8/20/2014	\$ 26,260.00	n/a	n/a	n/a	n/a		
2064		8/27/2012	\$ 29,900.00	n/a	n/a	n/a	n/a		
2015		7/19/2010	\$ 39,000.00	\$ 48,360.00	6 yrs	Deputy Clerk	\$ 9,360.00	19%	24%
1510		12/7/1998	\$ 40,980.00	\$ 50,544.00	18 yrs	Deputy Clerk	\$ 9,564.00	19%	23%
1472		6/2/1998	\$ 39,000.00	\$ 47,970.00	18 yrs	Deputy Clerk	\$ 8,970.00	19%	23%
1716		9/23/2002	\$ 34,970.00	\$ 43,680.00	14 yrs	Deputy Clerk	\$ 8,710.00	20%	25%
2073		1/2/2013	\$ 35,620.00	n/a	n/a	n/a	n/a		
1821		11/29/2004	\$ 34,970.00	\$ 42,744.00	12 yrs	Deputy Clerk	\$ 7,774.00	18%	22%
1596		1/4/1993	\$ 57,720.00	\$ 79,950.00	23 yrs	Finance Mgr	\$ 22,230.00	28%	39%
1986		4/7/2008	\$ 30,030.00	\$ 36,036.00	8 yrs	Deputy Clerk	\$ 6,006.00	17%	20%
2008		9/14/2009	\$ 115,000.00	\$ 141,960.00	7 yrs	Director	\$ 26,960.00	19%	23%
2116		4/14/2014	\$ 26,000.00	n/a	n/a	n/a	n/a		
2103		11/4/2013	\$ 32,968.00	n/a	n/a	n/a	n/a		
2053		4/9/2012	\$ 33,670.00	\$ 35,000.00	4 yrs	Deputy Clerk	\$ 1,330.00	4%	4%
2012		5/12/2010	\$ 48,000.00	\$ 49,400.00	6 yrs	Supervisor	\$ 1,400.00	3%	3%
1954		6/11/2007	n/a	\$ 43,800.00	9 yrs	Deputy Clerk	n/a		
1821		3/7/2016	n/a	\$ 30,000.00	n/a	Deputy Clerk	n/a		
2162		4/4/2016	n/a	\$ 80,000.00	n/a	Ass't Director	n/a		
2158		2/29/2016	n/a	\$ 30,000.00	n/a	Deputy Clerk	n/a		
2076		1/2/2013	\$ 25,870.00	\$ 31,044.00	3 yrs	Deputy Clerk	\$ 5,174.00		20%
2149		8/24/2015	n/a	\$ 31,512.00	1 yr	Deputy Clerk	n/a		

*NAMES REDACTED

**Percentage change calculated by BCC County Staff

02 CONSTITUTIONAL OFFICERS DEPARTMENT

PROGRAM - ACCOUNT	FY15 ACTUALS	FY16 ADOPTED	FY17 REQUEST	FY17 TO FY16 VARIANCE
02 JAIL OPERATION AND MAINTENANCE				
530 OPERATING EXPENDITURES				
530430 UTILITIES - ELECTRICITY	554,408	975,000		(975,000)
530439 UTILITIES - OTHER	600,420	140,000		(140,000)
530460 REPAIRS AND MAINTENANCE	281,996	440,000	1,400,000	960,000
530520 OPERATING SUPPLIES	32,671			-
530521 EQUIPMENT \$1000-\$4999	1,452			-
530 OPERATING EXPENDITURES Total	1,470,946	1,555,000	1,400,000	(155,000)
540 INTERNAL SERVICE CHARGES				
540101 INTERNAL CHARGES	59			-
540102 ADMIN FEE		62,734	388,741	326,008
540201 INSURANCE	211,158	203,043	203,043	-
540 INTERNAL SERVICE CHARGES Total	211,217	265,777	591,784	326,008
560 CAPITAL OUTLAY				
560630 IMPROVEMENTS OTH THAN BLD				-
560642 EQUIPMENT >\$4999	199,390	415,000	600,000	185,000
560646 CAPITAL SOFTWARE>\$4,999				-
560650 CONSTRUCTION IN PROGRESS			369,300	369,300
560 CAPITAL OUTLAY Total	199,390	415,000	969,300	554,300
596 TRANSFERS TO CONSTITUTIONALS				
590963 SHERIFF'S-PERSONNEL SERVICES	33,809,300	34,134,000	35,478,000	1,344,000
596 TRANSFERS TO CONSTITUTIONALS Total	33,809,300	34,134,000	35,478,000	1,344,000
02 JAIL OPERATION AND MAINTENANCE Total	35,690,853	36,369,777	38,439,084	2,069,308

02 CONSTITUTIONAL OFFICERS DEPARTMENT

FY17 TO FY16

PROGRAM - ACCOUNT

FY15 ACTUALS

FY16 ADOPTED

FY17 REQUEST

VARIANCE

02 JUDICIAL SECURITY

540 INTERNAL SERVICE CHARGES

540102 ADMIN FEE

54,068

54,068

540 INTERNAL SERVICE CHARGES Total

54,068

54,068

596 TRANSFERS TO CONSTITUTIONALS

590963 SHERIFF'S-PERSONNEL SERVICES

5,018,400

4,770,000

4,944,000

174,000

596 TRANSFERS TO CONSTITUTIONALS Total

5,018,400

4,770,000

4,944,000

174,000

02 JUDICIAL SECURITY Total

5,018,400

4,770,000

4,998,068

228,068

02 CONSTITUTIONAL OFFICERS DEPARTMENT

PROGRAM - ACCOUNT	FY15 ACTUALS	FY16 ADOPTED	FY17 REQUEST	FY17 TO FY16 VARIANCE
02 LAW ENFORCEMENT				
340 CHARGES FOR SERVICES				
342910 INMPOUND/IMMOBILIZATION		(15,000)		15,000
342920 SUPERVISOR - PAY	(28,350)	(20,000)	(25,000)	(5,000)
348880 SUPERVISION - PROBATION		(600,000)		600,000
340 CHARGES FOR SERVICES Total	(28,350)	(635,000)	(25,000)	610,000
350 JUDGEMENTS FINES & FORFEITS				
359901 ADULT DIVERSION		(350,000)		350,000
359902 COMMUNITY SVC INSURANCE		(11,000)		11,000
350 JUDGEMENTS FINES & FORFEITS Total		(361,000)		361,000
360 MISCELLANEOUS REVENUES				
369925 CC CONVENIENCE FEES		(10,000)	(10,000)	-
360 MISCELLANEOUS REVENUES Total		(10,000)	(10,000)	-
510 PERSONNEL SERVICES				
510120 REGULAR SALARIES AND WAGES	1,424,063	1,542,186	1,535,748	(6,438)
510125 PART-TIME PERSONNEL				-
510140 OVERTIME	22,695	29,187	29,187	-
510150 SPECIAL PAY	1,050	1,200	1,200	-
510210 SOCIAL SECURITY MATCHING	108,839	120,210	123,204	2,994
510220 RETIREMENT CONTRIBUTIONS	144,451	127,639	125,820	(1,819)
510230 HEALTH AND LIFE INSURANCE	315,262	362,004	365,952	3,948
510240 WORKERS COMPENSATION	22,174	32,579	51,725	19,146
510 PERSONNEL SERVICES Total	2,038,535	2,215,005	2,232,836	17,831
530 OPERATING EXPENDITURES				
530340 OTHER SERVICES	963	590	350	(240)
530400 TRAVEL AND PER DIEM	1,931	2,296	2,296	-
530401 TRAVEL - TRAINING RELATED	2,706	6,562	3,050	(3,512)
530420 TRANSPORTATION	49			-
530460 REPAIRS AND MAINTENANCE	1,192			-
530490 OTHER CHARGES/OBLIGATIONS	33,469	27,000	30,500	3,500
530499 CHARGES/OBLIGATIONS-CONTINGENC				-
530510 OFFICE SUPPLIES	3,570	4,855	4,855	-
530520 OPERATING SUPPLIES	10,808	24,100	25,363	1,263
530521 EQUIPMENT \$1000-\$4999	1,295			-
530540 BOOKS, DUES PUBLICATIONS	50	544	544	-
530550 TRAINING	1,771	3,655	5,255	1,600
530 OPERATING EXPENDITURES Total	57,803	69,602	72,213	2,611
540 INTERNAL SERVICE CHARGES				
540101 INTERNAL CHARGES	714,426	1,078,559	1,241,261	162,703
540102 ADMIN FEE		93,810	939,377	845,567
540201 INSURANCE	833	872	872	-
540202 INTERNAL SER FEES-LEASED EQUIP		11,190	11,190	-
540 INTERNAL SERVICE CHARGES Total	715,259	1,184,431	2,192,700	1,008,269
580 GRANTS & AIDS				

02 CONSTITUTIONAL OFFICERS DEPARTMENT

PROGRAM - ACCOUNT	FY15 ACTUALS	FY16 ADOPTED	FY17 REQUEST	FY17 TO FY16 VARIANCE
580833 OTHER GRANTS & AIDS/INDIVIDUAL	24,110	25,000	25,000	-
580 GRANTS & AIDS Total	24,110	25,000	25,000	-
596 TRANSFERS TO CONSTITUTIONALS				
590963 SHERIFF'S-PERSONNEL SERVICES	69,723,029	68,679,000	71,369,000	2,690,000
596 TRANSFERS TO CONSTITUTIONALS Total	69,723,029	68,679,000	71,369,000	2,690,000
599 RESERVES				
599998 RESERVE FOR CONTINGENCIES				-
599 RESERVES Total				-
02 LAW ENFORCEMENT Total	72,530,386	71,167,038	75,856,749	4,689,711

02 CONSTITUTIONAL OFFICERS DEPARTMENT

FY17 TO FY16

PROGRAM - ACCOUNT

FY15 ACTUALS

FY16 ADOPTED

FY17 REQUEST

VARIANCE

02 LAW ENFORCEMENT TRUST

530 OPERATING EXPENDITURES

530490 OTHER CHARGES/OBLIGATIONS	657,800	-
----------------------------------	---------	---

530520 OPERATING SUPPLIES	393,420	-
---------------------------	---------	---

530 OPERATING EXPENDITURES Total	1,051,220	-
---	------------------	----------

02 LAW ENFORCEMENT TRUST Total	1,051,220	-
---------------------------------------	------------------	----------

02 CONSTITUTIONAL OFFICERS DEPARTMENT

FY17 TO FY16

PROGRAM - ACCOUNT	FY15 ACTUALS	FY16 ADOPTED	FY17 REQUEST	VARIANCE
02 POLICE EDUCATION				
530 OPERATING EXPENDITURES				
530400 TRAVEL AND PER DIEM	69,641			-
530499 CHARGES/OBLIGATIONS-CONTINGENC				-
530550 TRAINING	120,846	200,000	200,000	-
530 OPERATING EXPENDITURES Total	190,487	200,000	200,000	-
02 POLICE EDUCATION Total	190,487	200,000	200,000	-

FISCAL YEAR 2016/2017 PROPOSED BUDGET



SHERIFF
SEMINOLE COUNTY

SHERIFF DONALD F. ESLINGER

The background of the slide features a large, light-colored watermark of the Seminole County Sheriff's Office seal. The seal is circular and contains the text "SHERIFF'S OFFICE" at the top and "SEMINOLE COUNTY" at the bottom. The central emblem depicts a landscape with a rising sun, a palm tree, a body of water, and a small building. A figure is visible in the lower-left portion of the seal. Above the seal, there is a stylized graphic of a torch or a similar symbol.

SHERIFF'S OFFICE MISSION

**To enhance the quality of life by
reducing crime and the fear of crime
throughout Seminole County**



PROPOSED FISCAL YEAR 2016/17 BUDGET

PRESENTED TO THE SEMINOLE COUNTY BOARD OF COUNTY COMMISSIONERS

John Horan ▪ Chairman / District 2

Brenda Carey ▪ Vice Chairman / District 5

Bob Dallari ▪ District 1

Lee Constantine ▪ District 3

Carlton Henley ▪ District 4

Nicole Guillet ▪ County Manager

BUDGET TRANSMITTAL LETTER

Dear Commissioners:

I am pleased to present the Fiscal Year 2016/17 budget request of the Seminole County Sheriff's Office for your consideration. In accordance with state law, the proposed budget reflects the funding necessary to carry out the obligations of the Sheriff's Office for providing law enforcement services, court security services for the County's three court facilities, and correctional services through operation of the John E. Polk Correctional Facility and the Seminole County Juvenile Detention Center. The budget was developed with an emphasis on effective delivery of these services to our community at a level that enhances the quality of life for our citizens by reducing crime and the fear of crime throughout Seminole County.



Public safety is a fundamental government service requiring a significant investment in public resources that brings about enhanced returns to our community's quality of life. As a result of this investment, Seminole County continues to have one of the lowest crime rates in Central Florida. Between 1995 and 2015, while the unincorporated population of our county increased over 30%, the crime rate has dropped 48%.

The Sheriff's Office FY 2016/17 certified budget proposal of \$111,791,000 reflects a 3.9% increase over the current year. The certified budget represents anticipated expenditures required to support the general fund operations of the Sheriff's Office for the upcoming year. The budget proposal is predicated upon a conservative budget philosophy that demonstrates diligent use of resources to provide cost efficient and highly effective law enforcement, court security, and correctional services to our community. We are united with the Board in their objective to assume both no new taxes or increases to tax rates and ensure general fund structural balance. The following reflects a 3-year comparison of the Sheriff's Office certified budget increase to the increase in Ad Valorem taxes as a result of a recovering economic base:

Fiscal Year	SCSO Certified Budget	Ad Valorem Taxes
2014/2015	3.8%	5.4%
2015/2016	3.5%	5.9%
2016/2017	3.9%	5.6%

Consistent with the current year, the proposed budget assumes a \$425,000 reimbursement from the County's Emergency 911 Fees Fund to offset the general fund cost of providing the initial call take portion of 911 services. In addition, the Sheriff's Office estimates general revenues of \$6,641,000 to offset proposed operating expenditures, which results in a net budget submittal of \$105,150,000.

Grants and contracts with federal and state agencies are reflected separately in special revenue funds totaling \$6,643,785. As required by state statute, the facilities maintenance budget is requested separately at \$2,000,000 along with other restricted revenues used to support the budget.

The proposed budget was developed ensuring the Sheriff's Office mission is upheld through prioritization of resources. Remaining fiscally conservative while directing resources to our agency's greatest needs was paramount to our budget approach. This year our focus was on ensuring adequate funding availability for renewal and replacement of required equipment. Scheduled replacement of these items significantly reduces maintenance costs and keeps operational down-time to a minimum.

Strengthening our community partnerships remains a top priority. Over the past year we held "Coffee with a Cop" events at several locations, giving residents the opportunity to get to know the deputies who safeguard their communities. We also invited residents to join us online for a series of Facebook "chats," enabling community members to talk directly with law enforcement on a wide variety of crime prevention topics. We piloted the use of body worn cameras for our enforcement personnel, and are in the process of permanently outfitting deputies with this technology utilizing asset forfeiture funds vs. general tax dollars. Body worn cameras will seamlessly integrate with our in-car camera systems, furthering our commitment to effective collection of evidentiary matter as well as enhancing the accountability and transparency in our interactions with the public.

With your support and our partnership with the municipalities and Seminole County Public Schools, we are in the process of expanding the "FOCUS on Safety" program to include one School Resource Deputy/Officer in each elementary school for the 2016/17 school year. This one to one ratio will provide law enforcement with the time to personally interact with the students, faculty, staff and families on a regular basis, furthering the goal of providing positive community relationships that offer a safe and secure learning environment. Start-up costs to equip and outfit the additional 15 deputies are being funded with asset forfeiture proceeds, with ongoing personnel costs funded through a 50/50 split between the County and the School District. Grant opportunities to support this initiative are currently in the application stage. Based upon the outcome, a budget adjustment will be presented at the first public hearing to cover the personnel costs, with a maximum net budget impact of \$530,000.

We continue to leverage technology to fight crime. In partnership with Seminole County Probation, we implemented a new GPS monitoring system to better track offenders on probation and help safeguard domestic violence victims. We bolstered our inter-agency information sharing, expanding our Computer-Aided Dispatch and Records Management Systems to neighboring law enforcement agencies through service contracts.

We continue to achieve the highest standards in operations and service delivery. The John E. Polk Correctional Facility was re-accredited by the Florida Corrections Accreditation Commission. Our Forensic Laboratory received international accreditation from the American Society of Crime Laboratory Directors/Laboratory Accreditation Board's International Testing Program. Additionally, we received our national, agency wide re-accreditation, marking our 20th year of meeting the standards of the Commission on Accreditation for Law Enforcement Agencies. These distinctions are three of eight total accreditations we proudly hold.

The dedicated men and women of the Sheriff's Office are committed to providing quality service to the community so that Seminole County will continue to be a great place to live, work and conduct business. We appreciate the support the Board of County Commissioners provides to ensure essential services to the community are not compromised. We look forward to our continued partnership with the Board and County staff during the budget process and throughout the upcoming fiscal year.

Sincerely,



Sheriff Donald F. Eslinger

FISCAL YEAR 2016/17 PROPOSED BUDGET CERTIFICATION

As required by Chapter 30.49(2)(a), Florida Statutes, I hereby certify that the proposed expenditures for Fiscal Year 2016/17 are reasonable and necessary for the proper and efficient operation of the Seminole County Sheriff's Office.

ACCOUNT DESCRIPTION	LAW ENFORCEMENT	COURT SECURITY	CORRECTIONS	TOTAL
Personnel Services	\$ 58,489,000	\$ 4,766,000	\$ 31,004,000	\$ 94,259,000
Operating Expenditures	10,239,000	168,000	4,414,000	14,821,000
Capital Outlay	2,481,000	10,000	60,000	2,551,000
Contingency	160,000	-	-	160,000
TOTAL CERTIFIED BUDGET	\$ 71,369,000	\$ 4,944,000	\$ 35,478,000	\$ 111,791,000

Respectfully submitted,



Donald F. Eslinger, Sheriff

2014 INDEX CRIME RATE COMPARISON WITH STATE OF FLORIDA AND NEIGHBORING COUNTIES

CRIME RATE COMPARISON

The crime rate is a calculation of total index crimes per 100,000 in population. Index crimes include murders, forcible sex offenses, robberies, aggravated assaults, burglaries, larcenies, and motor vehicle thefts.

SO = COUNTY SHERIFF'S OFFICE

CW = COUNTYWIDE

FLORIDA
3,451

LAKE
SO = 1,982
CW = 2,568

VOLUSIA
SO = 2,227
CW = 3,551

SEMINOLE
SO = 1,696
CW = 2,632

ORANGE
SO = 4,027
CW = 4,688

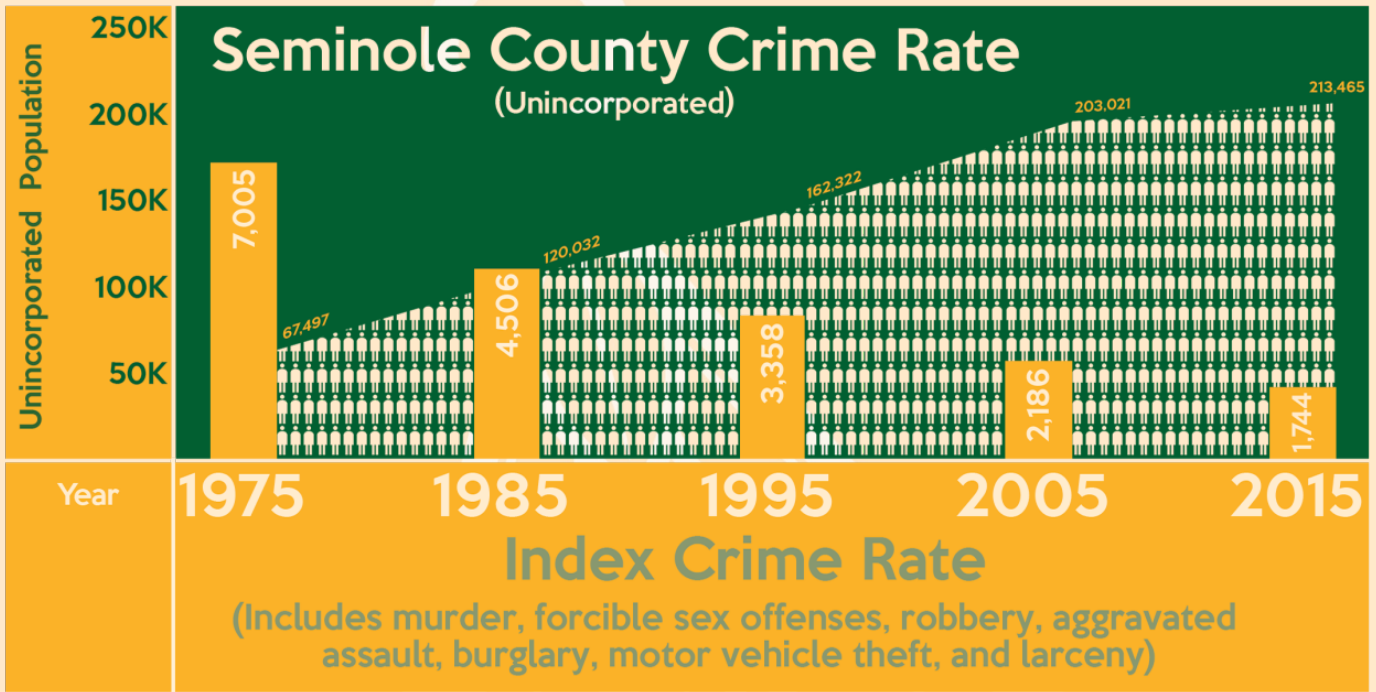
OSCEOLA
SO = 2,728
CW = 3,212

BREVARD
SO = 2,334
CW = 3,123

For 2014, the Seminole County Sheriff's office maintains the lowest crime rate among neighboring Sheriff's Offices.

The 2014 crime rate for unincorporated Seminole County (1,696) was approximately 51% less than the State of Florida rate (3,451).

* The 2015 crime rate data is not yet available.



Index Crime Rate

(Includes murder, forcible sex offenses, robbery, aggravated assault, burglary, motor vehicle theft, and larceny)

\$2,289,599

Stolen
Property
Recovered

2015

6,715

Arrests

2015 STATISTICS

60,378

HOURS OF SERVICE

Given by agency volunteers (Citizens on Patrol, reserve deputies, chaplains, jail volunteers and administrative volunteers)

FULL SERVICE K9

- 207 deployments
- 82 narcotic searches
- 81 area tracks
- 20 building searches
- 3 apprehended subjects

BLOODHOUNDS

responses to requests for assistance both in and out of Seminole County

Civil Section



- 2,046 writs of possession
- 1,036 injunctions for protection
- 397 ex-parte orders
- 29 writs of execution
- 42 writs of replevin
- 262 criminal summons



6,567 citations

1,545 traffic crashes



SHERIFF

- 24,295 prescription pills
- 880 pounds of marijuana
- 247 marijuana plants
- 428 doses of hash oil
- 299.6 grams of crack cocaine
- 6 pounds of cocaine HCL
- 2.7 pounds of heroin
- 28 firearms

City County Investigative Bureau Seizures

JUVENILE DETENTION CENTER

747 Youths housed
Average length of stay: 8 days

1,584 Prohibited items intercepted by deputies as they ensured safe passage for 465,238 visitors to Seminole County's three courthouses




Victim Advocates 4,888 victims and families assisted

\$29,882 VALUE OF WORK

for Seminole County taxpayers through weekend community service activities for youth violating their terms of probation or release

Communications Center

Total calls for service
740,018
from citizens and field units

- **97.72%** -
answered within 10 seconds or less

223,887
Calls to 911

13,627 inmates booked

John E. Polk
Correctional Facility

Average daily population
892

Juvenile Assessment Center

2,116 arrestees
171 runaways
193 truants
60 transfers or remanded by the court
2,540 total youths received

Traffic Safety Unit

2,552 warnings

143 arrests

Inmate Education



22,609 classroom hours
8,152 faith-based worship service
29,854 Bible class hours
56 GED and TABE testing sessions
94 Goodwill job workshops

Correctional Facility Greenhouse



17,877 heads of lettuce
127 pounds of collards
238 pounds of tilapia

Tactical Air Unit



810 responses to calls for service
193 arrest assists
18 stolen vehicles secured
29 lost or missing persons found

Forensics Lab



12,756 pieces of evidence
2,285 latent print evaluations and comparisons
274 crime scenes processed
509 latent print cases processed
115 ballistics requests completed
20 DNA screening exams
47 courtroom testimonies
9 pieces of impression evidence examined (footwear and tire tracks)



136

Stolen vehicles recovered

City County Auto Theft Bureau

Domestic Security Division

3,682 arrest warrants served

SHERIFF'S OPERATIONS BY EXPENDITURE CATEGORY

PERSONNEL SERVICES
84%

SWORN

■ = 427

CERTIFIED

■ = 228

CIVILIAN

■ = 531

PART-TIME


■ = 157

OPERATING

14%

CAPITAL

2%



FY 2016/17 OVERALL BUDGET SUMMARY

ACCOUNT DESCRIPTION	CERTIFIED BUDGET	SPECIAL REVENUE FUND	OTHER ACCOUNTS	TOTAL
Personnel Services	\$ 94,259,000	\$ 4,699,179	\$ -	\$ 98,958,179
Operating Expenditures	14,821,000	1,939,981	-	16,760,981
Capital Outlay	2,551,000	4,625	-	2,555,625
Contingency	160,000	-	-	160,000
Facilities Maintenance	-	-	2,000,000	2,000,000
Police Education Fund	-	-	200,000	200,000
TOTAL OVERALL BUDGET	\$ 111,791,000	\$6,643,785	\$ 2,200,000	\$ 120,634,785

OTHER ACCOUNTS

BCC Facilities Maintenance

There are expenditures outside of the Sheriff's certified budget that relate to County-owned facility responsibilities managed by the Sheriff's Office. The budget totals \$2,000,000 for FY 2016/17, and includes electrical costs and repair and maintenance of the John E. Polk Correctional Facility and Seminole County Juvenile Detention Center. Also included are maintenance, repair and replacement of security camera systems, cell locks, magnetometers and x-ray equipment at the three court facilities, two correctional facilities, a juvenile assessment center and Building 100.

BCC Police Education Fund

The County's Police Education Fund accounts for a \$2 court fee assessed to fund expenditures related to criminal justice education and training for Sheriff's Office personnel under Chapter 938.15 Florida Statutes.

Budget Development Philosophy

The foundation for budget development was ensuring the Sheriff's Office mission is upheld through prioritization of resources. Remaining fiscally conservative while directing resources to our agency's greatest needs was paramount to our budget approach. Our budget submittal is predicated upon a budget philosophy that demonstrates reasonable and efficient use of personnel, operating and capital allocations.

The following were guiding principles for budget development:

- ✓ As a service organization our employees are the most valuable asset, making it essential that we maintain and preserve a productive and skilled workforce. Following that premise, the budget concentrates on maintaining a competitive employee compensation package. Ensuring employees maintain a proper standard of living helps to promote commitment and focus on the organizational mission.
- ✓ Allocation of resources in support of maintaining existing service levels.
- ✓ Ensuring our facilities, fleet, technology and other vital equipment are renewed and replaced in a systematic manner based on life-cycle replacement requirements.

Sheriff's Office Certified Budget

Personnel Services represent 84% of the Sheriff's Office certified budget. The certified budget includes 1,109 full-time positions and 155 part-time positions, of which 135 are school crossing guards. A 3% factor has been included for wage adjustments, along with funding required to cover the increase in retirement contribution rates, health insurance and other benefits.

Operating expenditures represent 14% of the Sheriff's Office certified budget with approximately 87% of the operating budget allocated for the following expenses: inmate food/medical/supplies, facilities, insurance, provision of fleet including fuel, and communications/technology.

Capital outlay represents 2% of the Sheriff's Office certified budget with lease purchase financing utilized when advantageous to level fund life cycle replacement.

This year, our focus was on ensuring adequate funding availability for renewal and replacement of required equipment. Scheduled replacement in many cases had been lengthened or suspended during the economic downturn. Increases in both operating (equipment less than \$5,000) and capital outlay (equipment greater than \$5,000) have been made to restore life cycle replacement. Scheduled replacement significantly reduces maintenance costs and keeps operational down-time to a minimum.

GENERAL FUND SUMMARY

ACCOUNT DESCRIPTION	FY 2016/17	FY 2015/16	\$ CHANGE	% CHANGE
Personnel Services	\$ 94,259,000	\$ 90,531,000	\$ 3,728,000	4.1%
Operating Expenditures	14,821,000	14,524,000	297,000	2.0%
Capital Outlay	2,551,000	2,368,000	183,000	7.7%
Contingency	160,000	160,000	-	0.0%
TOTAL CERTIFIED BUDGET	\$ 111,791,000	\$ 107,583,000	\$ 4,208,000	3.9%
SCSO General Revenues	6,641,000	6,550,168	90,832	1.4%
NET BUDGET SUBMITTAL	\$ 105,150,000	\$ 101,032,832	\$ 4,117,168	4.1%

GENERAL REVENUES

GENERAL REVENUES	FY 2016/17	FY 2015/16
CONTRACTS:		
Federal Inmate Housing/Transport	\$ 2,760,000	\$ 2,817,500
Dispatch Contracts	1,360,000	1,310,310
School Resource Deputy Contracts	1,049,000	938,502
Other Contracts	88,000	84,356
TOTAL CONTRACTS	5,257,000	5,150,668
FEES AND COMMISSIONS:		
Law Enforcement	543,000	531,500
Corrections	841,000	868,000
TOTAL FEES AND COMMISSIONS	1,384,000	1,399,500
TOTAL GENERAL REVENUES	\$ 6,641,000	\$ 6,550,168



Sheriff's Office Special Revenue Fund

Sheriff's Office Special Revenue Fund was established in FY 2015/16 to account for the proceeds of specific earmarked revenue sources that are restricted by law or committed to expenditure for specified purposes. In previous years, the funding was accounted for within the General Fund. Included in the Special Revenue Fund are grant revenues received through contracts with federal and state agencies to finance particular programs or activities. The Seminole County Sheriff's Office is one of six Sheriff's Offices contracted by the Florida Department of Children and Families to provide Child Protective Services on behalf of the State. In addition, the Seminole County Sheriff's Office is under contract with the Department of Juvenile Justice to provide various transition programs for adjudicated youth. These agreements include funding for 77 full-time positions and 2 part-time positions, of which 61 are under the Child Protective Services agreement.

SHERIFF'S SPECIAL REVENUE FUND SUMMARY

	FY 2016/17	FY 2015/16	\$ CHANGE	% CHANGE
SOURCES:				
VOCA Crime Victim Assistance	\$ 76,535	\$ 76,535	\$ -	0.0%
Violence Against Women InVEST Program	87,790	87,790	-	0.0%
Child Protective Services	4,739,539	4,739,539	-	0.0%
Florida Department of Juvenile Justice				
Detention Screening	349,962	349,962	-	0.0%
Sheriff's Work Ethics & Training Program	124,999	124,999	-	0.0%
Transitional Services	264,960	264,960	-	0.0%
SAMHSA Seminole County System of Care Expansion Grant	1,000,000	1,000,000	-	0.0%
TOTAL SOURCES	\$ 6,643,785	\$ 6,643,785	\$ -	0.0%
USES:				
Personnel Services	\$ 4,699,179	\$ 4,699,179	\$ -	0.0%
Operating Expenditures	1,939,981	1,939,981	-	0.0%
Capital Outlay	4,625	4,625	-	0.0%
TOTAL USES	\$ 6,643,785	\$ 6,643,785	\$ -	0.0%

ACCREDITATION

The Seminole County Sheriff's Office is currently accredited by eight independent, accrediting bodies. Accreditation is a voluntary process that affirms an agency's commitment to the highest standards of professionalism and service. Each accrediting body has fixed standards that an agency must initially demonstrate compliance with, and then demonstrate continuing adherence to, in order to achieve reaccreditation.

Accreditation standards address key areas such as: organization management and administration, personnel administration, law enforcement operations, training, forensic examination, and inmate and court-related services. Accreditation typically includes an extensive review of an agency's policies, procedures and protocols as well as an on-site inspection and interviews with key personnel.

American Correctional Association (ACA)



For more than 125 years, the American Correctional Association has championed the cause of corrections and correctional effectiveness. The John E. Polk Correctional Facility received its initial ACA "Core Jail Standards" Accreditation in 2013. Accreditation requires a stringent audit covering 141 standards which focus on facility operations, security, inmate healthcare and education. Audits are conducted by assessors chosen by ACA from outside the State of Florida. The facility was reaccredited in 2016.

American Society of Crime Lab Directors Laboratory Accreditation Board (ASCLD/LAB)



The Sheriff's Office Forensic Lab was originally accredited by the American Society of Crime Laboratory Directors/Laboratory Accreditation Board's (ASCLAD/LAB) in June 2009 and then reaccredited in 2013. In 2015, the Lab received accreditation from the ASCLAD/LAB International Testing Program, in order to meet even more stringent performance criteria.

Commission on Accreditation for Law Enforcement Agencies, Inc. (CALEA)



The Sheriff's Office became the first nationally accredited law enforcement agency in Seminole County when it passed a rigorous audit conducted by the Commission on Accreditation for Law Enforcement Agencies, Inc. (CALEA) in 1995. CALEA is an international accreditation program created under the auspices of the National Sheriffs' Association, the International Association of Chiefs of Police, the National Organization of Black Law Enforcement Executives, and the Police Executive Research Forum. Compliance with 460 standards is required for a law enforcement agency to obtain (and maintain) its accreditation. Audits are conducted by assessors chosen by CALEA from outside the State of Florida. The commission re-accredited the Sheriff's Office in 2000, 2003, 2006, 2009, 2012 and 2015.

National Emergency Management Accreditation Program (EMAP)



In 2014, in conjunction with Seminole County's Office of Emergency Management, the Sheriff's Office received its first accreditation from the National Emergency Management Accreditation Program. This is a voluntary accreditation process that fosters accountability in emergency management and homeland security programs, by establishing credible standards applied in a peer review accreditation process.

Commission for Florida Law Enforcement Accreditation (CFA)



In 1996, the Sheriff's Office became one of the first agencies in the state to achieve law enforcement accreditation through the Commission for Florida Law Enforcement Accreditation (CFA). The commission was created under the auspices of the Florida Sheriffs Association and the Florida Police Chiefs Association to address law enforcement management and community service issues relative to the State of Florida. The commission re-accredited the Sheriff's Office in 1999, 2002, 2005, 2008, 2011, and 2014. Additionally, the SCSO holds "Excelsior Agency" status from CFA for continued excellence.

Florida Corrections Accreditation Commission (FCAC)



The John E. Polk Correctional Facility was first accredited by the Florida Corrections Accreditation Commission (FCAC) in 2004, and was subsequently reaccredited in 2007, 2010, 2013 and 2016. This program evaluates corrections operations against the Commission's strict standards, a process that helps agency staff identify and remedy deficiencies while upgrading the overall quality of correctional programs and services. Currently, there are 237 standards addressing all aspects of corrections services including admission, classification, housing, security and training.

National Commission on Correctional Health Care (NCCHC)



In 2006, the John E. Polk Correctional Facility's medical services were accredited by the National Commission on Correctional Health Care (NCCHC). Health service accreditation promotes a well-managed system of care to ensure incarcerated persons receive routine health care, treatment and disease prevention. The commission's standards were developed by experts from the health, law and corrections professions. The Facility's medical services were reaccredited in 2009, 2012, and 2015.

Public Safety Communications Accreditation



The Communications Center was initially accredited by CALEA's Public Safety Communications Program in 2007 and was reaccredited in 2010 and 2013. Public safety accreditation is voluntary and stimulates a systematic review of an agency's operations and processes. The standards set forth by the Public Safety Accreditation program prepares dispatchers and call takers to be ready for any type of incident.

**Want to receive news, safety and event information?
Join our mailing list by visiting our website at
www.SeminoleSheriff.org
and sign up for our newsletter, The Dispatcher.**



02 CONSTITUTIONAL OFFICERS DEPARTMENT

PROGRAM - ACCOUNT	FY15 ACTUALS	FY16 ADOPTED	FY17 REQUEST	FY17 TO FY16 VARIANCE
02 PROPERTY APPRAISER				
530 OPERATING EXPENDITURES				
530521 EQUIPMENT \$1000-\$4999	-			-
530 OPERATING EXPENDITURES Total	-			-
540 INTERNAL SERVICE CHARGES				
540101 INTERAL CHARGES	42,567	54,940	44,287	(10,653)
540102 ADMIN FEE			51,381	51,381
540201 INSURANCE				-
540 INTERNAL SERVICE CHARGES Total	42,567	54,940	95,668	40,728
596 TRANSFERS TO CONSTITUTIONALS				
590965 TRANSFER-PROPERTY APPRAISER	5,202,356	5,393,226	5,635,921	242,695
596 TRANSFERS TO CONSTITUTIONALS Total	5,202,356	5,393,226	5,635,921	242,695
02 PROPERTY APPRAISER Total	5,244,923	5,448,166	5,731,589	283,424



June 1, 2016

Honorable John Horan, Chairman
Seminole County Board of County Commissioner
1101 East First Street
Sanford FL 32771

Dear Mr. Horan:

Pursuant to Chapter 192.091, Florida Statutes, the following information is submitted for your budget.

The total ad valorem tax levy on the 2015 Seminole County Tax Roll was \$480,706,803.53. The total budget submitted to the Department of Revenue for the Seminole County Property Appraiser's 2016-2017 fiscal year is \$5,575,102.

Based on the budget proposed and submitted to the Department of Revenue, the Seminole County Board of County Commissioner's proportionate share is \$4,932,292.74, which is 88.47% of the total proposed budget. Therefore, the figure of \$4,932,292.74 should be included in your 2016-2017 budget.

These figures are subject to change upon final approval by the Department of Revenue, but the change should be negligible.

Thank you for your assistance with this matter. If you should have any questions please call me at (407) 665-7560.

Sincerely,

David Johnson, CFA
Seminole County Property Appraiser

Tyra L. Miller
Administrative Director

CC: Edward Bass, Resource Mgmt Director
Timothy Jecks, Budget Division Manager
Kristi Moss, Financial Administrator



June 1, 2016

Honorable John Horan, Chairman
Seminole County Unincorporated Road District
1101 East First Street
Sanford FL 32771

Dear Mr. Horan:

Pursuant to Chapter 192.091, Florida Statutes, the following information is submitted for your budget.

The total ad valorem tax levy on the 2015 Seminole County Tax Roll was \$480,706,803.53. The total budget submitted to the Department of Revenue for the Seminole County Property Appraiser's 2016-2017 fiscal year is \$5,575,102.

Based on the budget proposed and submitted to the Department of Revenue, the Seminole County Unincorporated Road District's proportionate share is \$17,840.33, which is .32% of the total proposed budget. Therefore, the figure of \$17,840.33 should be included in your 2016-2017 budget.

These figures are subject to change upon final approval by the Department of Revenue, but the change should be negligible.

Thank you for your assistance with this matter. If you should have any questions please call me at (407) 665-7560.

Sincerely,

David Johnson, CFA
Seminole County Property Appraiser

Tyra L. Miller
Administrative Director

CC: Edward Bass, Resource Mgmt Director
Timothy Jecks, Budget Division Manager
Kristi Moss, Financial Administrator



June 1, 2016

Honorable John Horan, Chairman
Seminole County/Municipal Fire District
1101 East First Street
Sanford FL 32771

Dear Mr. Horan:

Pursuant to Chapter 192.091, Florida Statutes, the following information is submitted for your budget.

The total ad valorem tax levy on the 2015 Seminole County Tax Roll was \$480,706,803.53. The total budget submitted to the Department of Revenue for the Seminole County Property Appraiser's 2016-2017 fiscal year is \$5,575,102.

Based on the budget proposed and submitted to the Department of Revenue, the Seminole County/Municipal Fire District's proportionate share is \$529,077.18, which is 9.49% of the total proposed budget. Therefore, the figure of \$529,077.18 should be included in your 2016-2017 budget.

These figures are subject to change upon final approval by the Department of Revenue, but the change should be negligible.

Thank you for your assistance with this matter. If you should have any questions please call me at (407) 665-7560.

Sincerely,

David Johnson, CFA
Seminole County Property Appraiser

Tyra L. Miller
Administrative Director

CC: Edward Bass, Resource Mgmt Director
Timothy Jecks, Budget Division Manager
Kristi Moss, Financial Administrator

**BUDGET REQUEST FOR PROPERTY APPRAISERS
SUMMARY OF THE 2016-17 BUDGET BY APPROPRIATION CATEGORY**

Seminole

COUNTY

EXHIBIT A

APPROPRIATION CATEGORY	ACTUAL EXPENDITURES 2014-15 (2)	APPROVED BUDGET 2015-16 (3)	ACTUAL EXPENDITURES 3/31/16 (4)	REQUEST 2016-17 (5)	(INCREASE/DECREASE)		AMOUNT		(INCREASE/DECREASE)	
					AMOUNT (6)	% (6a)	AMOUNT APPROVED 2016-17 (7)	% (8a)		
PERSONNEL SERVICES (Sch. 1-1A)	4,527,980	4,839,732	2,460,679	4,788,164	(51,568)	-1.1%				
OPERATING EXPENSES (Sch. II)	723,672	632,350	290,071	629,150	(3,200)	-0.5%				
OPERATING CAPITAL OUTLAY (Sch. III)	38,187	20,000	1,238	20,000						
NON-OPERATING (Sch. IV)				137,788	137,788	-----				
TOTAL EXPENDITURES	\$5,289,839	\$5,492,082	\$2,751,988	\$5,575,102	\$83,020	1.5%				
NUMBER OF POSITIONS										
		53		53						
					COL (5) - (3)	COL (6) / (3)				



02 CONSTITUTIONAL OFFICERS DEPARTMENT

PROGRAM - ACCOUNT	FY15 ACTUALS	FY16 ADOPTED	FY17 REQUEST	FY17 TO FY16 VARIANCE
02 SUPERVISOR OF ELECTIONS				
320 PERMITS FEES & SPECIAL ASSMTS				
331100 ELECTION GRANTS		-		-
320 PERMITS FEES & SPECIAL ASSMTS Total		-		-
540 INTERNAL SERVICE CHARGES				
540101 INTERNAL CHARGES	296,261	401,155	327,340	(73,815)
540102 ADMIN FEE		30	30,982	30,952
540201 INSURANCE		1,512	1,512	-
540 INTERNAL SERVICE CHARGES Total	296,261	402,696	359,834	(42,862)
596 TRANSFERS TO CONSTITUTIONALS				
590961 TRANSFER TO THE BOARD				-
590966 TRANSFER- SOE	2,579,430	2,823,883	2,559,884	(263,999)
596 TRANSFERS TO CONSTITUTIONALS Total	2,579,430	2,823,883	2,559,884	(263,999)
02 SUPERVISOR OF ELECTIONS Total	2,875,691	3,226,579	2,919,718	(306,861)

Line Item	FY 2016/17	Variance	
EXECUTIVE SALARIES (51011000)	\$150,000	19.8%	\$24,811
REGULAR SALARIES & WAGES (51012000)	\$765,219	8.0%	\$56,488
OTHER SALARIES & WAGES (51013000)	\$412,282	-2.7%	-\$11,490
OVERTIME (51014000)	\$111,823	-13.1%	-\$16,891
SPECIAL PAY (51015000)	\$1,200	100.0%	\$1,200
SOCIAL SECURITY (51021000)	\$102,071	13.3%	\$12,002
RETIREMENT CONTRIBUTIONS (51022000)	\$201,400	27.9%	\$43,981
HEALTH & LIFE INSURANCE (51023000)	\$168,840	-9.0%	-\$16,598
WORKERS COMPENSATION (1024000)	\$0	0.0%	\$0
UNEMPLOYMENT COMPENSATION (51025000)	\$1,000	0.0%	\$0
PROFESSIONAL SERVICES (53031000)	\$20,202	0.0%	\$0
CONTRACTED SERVICES (53034000)	\$92,379	2.5%	\$2,262
TRAVEL & PER DIEM (53040000)	\$16,500	-25.7%	-\$5,700
COMMUNICATION (53041000)	\$36,692	-9.5%	-\$3,849
TRANSPORTATION (POSTAGE) (53042000)	\$59,803	-71.2%	-\$147,837
RENTAL & LEASES (53044000)	\$16,376	-0.3%	-\$52
REPAIR & MAINTENANCE (53046000)	\$42,347	-2.4%	-\$1,030
PRINTING & BINDING (53047000)	\$196,198	-44.4%	-\$156,592
OTHER CHARGES & OBLIGATIONS (53049000)	\$85,638	-21.6%	-\$23,534
OFFICE SUPPLIES (53051000)	\$11,700	-31.2%	-\$5,300
OPERATING SUPPLIES (53052000)	\$35,100	-28.4%	-\$13,900
OPERATING SUPPLIES - EQUIPMENT (53052100)	\$16,000	-20.0%	-\$4,000
BOOKS, PUBS, MEMBERSHIPS, ETC. (53054000)	\$13,525	17.8%	\$2,040
TRAINING (53055000)	\$3,600	0.0%	\$0
GAS/OIL/LUBE (53056000)	\$0	0.0%	\$0
CAPITAL EQUIPMENT (56064200)	\$0	0.0%	\$0
TOTAL FY 2016/2017 PROPOSED OPERATING BUDGET	\$2,559,884	-9.3%	-\$263,989
TOTAL FY 2016/2017 PROPOSED BUDGET	\$2,559,884	-9.3%	-\$263,989

02 CONSTITUTIONAL OFFICERS DEPARTMENT

PROGRAM - ACCOUNT	FY15 ACTUALS	FY16 ADOPTED	FY17 REQUEST	FY17 TO FY16 VARIANCE
02 TAX COLLECTOR				
530 OPERATING EXPENDITURES				
530521 EQUIPMENT \$1000-\$4999	-			-
530 OPERATING EXPENDITURES Total	-			-
540 INTERNAL SERVICE CHARGES				
540101 INTERNAL CHARGES	103,788	125,197	110,896	(14,301)
540102 ADMIN FEE		350	68,558	68,208
540201 INSURANCE	12,893	10,246	10,246	-
540 INTERNAL SERVICE CHARGES Total	116,681	135,792	189,700	53,908
596 TRANSFERS TO CONSTITUTIONALS				
590961 TRANSFER TO THE BOARD				-
590964 TRANSFER-TAX COLLECTOR	6,446,890	6,920,000	7,231,400	311,400
596 TRANSFERS TO CONSTITUTIONALS Total	6,446,890	6,920,000	7,231,400	311,400
02 TAX COLLECTOR Total	6,563,571	7,055,792	7,421,100	365,308
Grand Total	130,626,572	129,139,691	135,984,229	6,844,539

02 CONSTITUTIONAL OFFICERS DEPARTMENT POSITIONS BY PROGRAM

DEPARTMENT - PROGRAM - FUND - JOB TITLE	FTE's
02 CONSTITUTIONAL OFFICERS DEPT	
02 PROBATION	
00100 ASSISTANT OFFICE SUPERVISOR	1.0
00100 CASE MANAGER	2.0
00100 CHIEF PROBATION OFFICER	1.0
00100 DEPUTY CHIEF PROBATION OFFICER	1.0
00100 OFFICE SUPERVISOR	1.0
00100 PROBATION OFFICER	10.0
00100 SENIOR PROBATION OFFICER	4.0
00100 STAFF ASSISTANT	6.0
02 PROBATION Total	26.0
02 PROSECUTION ALTERNATIVE FOR YOUTHS	
00100 JUVENILE DIVERSION OFFICER	3.0
00100 JUVENILE DIVERSION SRVCS SPVSR	1.0
00100 P.A.Y. DIV MGR	1.0
00100 SENIOR STAFF ASSISTANT	1.0
02 PROSECUTION ALTERNATIVE FOR YOUTHS Total	6.0
02 CONSTITUTIONAL OFFICERS DEPT Total	32.0

BUDGET DOCUMENT

03 COURT SUPPORT DEPARTMENT

COURT SUPPORT TECHNOLOGY (ARTICLE V)
GUARDIAN AD LITEM
JUDICIAL
LAW LIBRARY
LEGAL AID



03 COURT SUPPORT DEPARTMENT

FUND - PROGRAM	FY15 ACTUALS	FY16 ADOPTED	FY17 REQUEST	FY17 TO FY16 VARIANCE
01 GENERAL FUNDS				
03 GUARDIAN AD LITEM	98,978	155,593	147,310	(8,283)
03 JUDICIAL	2,300,435	2,893,781	2,514,593	(379,188)
03 LAW LIBRARY	110,303	113,589	110,751	(2,838)
03 LEGAL AID	330,808	345,686	344,372	(1,314)
01 GENERAL FUNDS Total	2,840,523	3,508,650	3,117,026	(391,623)
03 AGENCY FUNDS				
03 JUDICIAL	5,400			-
03 AGENCY FUNDS Total	5,400			-
09 COURT RELATED FUNDS				
03 ARTICLE V COURT TECHNOLOGY	904,391	1,005,168	1,046,698	41,530
03 JUDICIAL				-
09 COURT RELATED FUNDS Total	904,391	1,005,168	1,046,698	41,530
Grand Total	3,750,315	4,513,818	4,163,724	(350,093)

03 COURT SUPPORT DEPARTMENT

FY17 TO FY16

PROGRAM - ACCOUNT	FY15 ACTUALS	FY16 ADOPTED	FY17 REQUEST	VARIANCE
03 ARTICLE V COURT TECHNOLOGY				
510 PERSONNEL SERVICES				
510120 REGULAR SALARIES AND WAGES	269,325	220,018	233,380	13,362
510210 SOCIAL SECURITY MATCHING	19,740	16,831	17,854	1,023
510220 RETIREMENT CONTRIBUTIONS	19,615	15,973	16,944	971
510230 HEALTH AND LIFE INSURANCE	55,995	51,033	52,349	1,316
510240 WORKERS COMPENSATION	304	352	630	278
510 PERSONNEL SERVICES Total	364,979	304,208	321,157	16,949
530 OPERATING EXPENDITURES				
530310 PROFESSIONAL SERVICES	6,500	36,140	20,000	(16,140)
530340 OTHER SERVICES	4,741	7,000	35,000	28,000
530400 TRAVEL AND PER DIEM	616	1,000	1,000	-
530460 REPAIRS AND MAINTENANCE	66,086	56,155	60,509	4,354
530490 OTHER CHARGES/OBLIGATIONS	113	1,010		(1,010)
530499 CHARGES/OBLIGATIONS-CONTINGENC		42,965	11,734	(31,231)
530510 OFFICE SUPPLIES	5,853	11,000	10,500	(500)
530520 OPERATING SUPPLIES	336,924	296,910	256,000	(40,910)
530521 EQUIPMENT \$1000-\$4999	91,061	86,000	52,450	(33,550)
530522 OPERATING SUPPLIES-TECHNOLOGY		68,000	144,066	76,066
530540 BOOKS, DUES PUBLICATIONS		2,000	2,000	-
530550 TRAINING		13,000	12,000	(1,000)
530 OPERATING EXPENDITURES Total	511,893	621,180	605,259	(15,921)
540 INTERNAL SERVICE CHARGES				
540102 ADMIN FEE			26,502	26,502
540 INTERNAL SERVICE CHARGES Total			26,502	26,502
560 CAPITAL OUTLAY				
560642 EQUIPMENT >\$4999	27,519	16,000	30,000	14,000
560 CAPITAL OUTLAY Total	27,519	16,000	30,000	14,000
580 GRANTS & AIDS				
580811 AID TO GOVERNMENTAL AGENCIES		63,780	63,780	-
580 GRANTS & AIDS Total		63,780	63,780	-
03 ARTICLE V COURT TECHNOLOGY Total	904,391	1,005,168	1,046,698	41,530

03 COURT SUPPORT DEPARTMENT

PROGRAM - ACCOUNT	FY15 ACTUALS	FY16 ADOPTED	FY17 REQUEST	FY17 TO FY16 VARIANCE
03 GUARDIAN AD LITEM				
510 PERSONNEL SERVICES				
510120 REGULAR SALARIES AND WAGES	44,391	43,586	44,553	967
510210 SOCIAL SECURITY MATCHING	3,354	3,334	3,502	168
510220 RETIREMENT CONTRIBUTIONS	3,239	3,164	3,324	160
510230 HEALTH AND LIFE INSURANCE	8,072	8,526	8,688	162
510240 WORKERS COMPENSATION	49	70	124	54
510 PERSONNEL SERVICES Total	59,105	58,680	60,191	1,511
530 OPERATING EXPENDITURES				
530310 PROFESSIONAL SERVICES		1,000		(1,000)
530340 OTHER SERVICES	15,792	16,000	16,000	-
530400 TRAVEL AND PER DIEM		100	50	(50)
530420 TRANSPORTATION	6	50	50	-
530440 RENTAL AND LEASES	2,739	3,000	4,500	1,500
530460 REPAIRS AND MAINTENANCE	77	250	100	(150)
530480 PROMOTIONAL ACTIVITIES		500		(500)
530490 OTHER CHARGES/OBLIGATIONS	2,350	1,000	2,000	1,000
530499 CHARGES/OBLIGATIONS-CONTINGENC				-
530510 OFFICE SUPPLIES	75	150	2,835	2,685
530520 OPERATING SUPPLIES	3,155	5,335	1,850	(3,485)
530540 BOOKS, DUES PUBLICATIONS	319	200	200	-
530550 TRAINING	1,200	1,900	1,900	-
530 OPERATING EXPENDITURES Total	25,713	29,485	29,485	-
540 INTERNAL SERVICE CHARGES				
540101 INTERNAL CHARGES	14,159	57,783	41,650	(16,133)
540102 ADMIN FEE		3,243	9,582	6,339
540202 INTERNAL SER FEES-LEASED EQUIP		6,402	6,402	-
540 INTERNAL SERVICE CHARGES Total	14,159	67,429	57,634	(9,794)
03 GUARDIAN AD LITEM Total	98,978	155,593	147,310	(8,283)

03 COURT SUPPORT DEPARTMENT

PROGRAM - ACCOUNT	FY15 ACTUALS	FY16 ADOPTED	FY17 REQUEST	FY17 TO FY16 VARIANCE
03 JUDICIAL				
510 PERSONNEL SERVICES				
510120 REGULAR SALARIES AND WAGES	49,697	132,734	133,250	516
510210 SOCIAL SECURITY MATCHING	3,441	10,154	10,471	317
510220 RETIREMENT CONTRIBUTIONS	3,591	9,637	9,937	301
510230 HEALTH AND LIFE INSURANCE	13,261	22,739	23,316	577
510240 WORKERS COMPENSATION	55	212	370	158
510 PERSONNEL SERVICES Total	70,047	175,476	177,344	1,868
530 OPERATING EXPENDITURES				
530310 PROFESSIONAL SERVICES	26,360	25,920	27,500	1,580
530340 OTHER SERVICES	1,540	3,000	2,400	(600)
530420 TRANSPORTATION				-
530460 REPAIRS AND MAINTENANCE	340			-
530490 OTHER CHARGES/OBLIGATIONS	6,523			-
530510 OFFICE SUPPLIES	7			-
530520 OPERATING SUPPLIES	1,176	931	1,400	469
530540 BOOKS, DUES PUBLICATIONS		500	100	(400)
530550 TRAINING	984	2,028	979	(1,049)
530 OPERATING EXPENDITURES Total	36,929	32,379	32,379	-
540 INTERNAL SERVICE CHARGES				
540101 INTERNAL CHARGES	1,988,748	2,474,027	2,073,230	(400,797)
540102 ADMIN FEE		14,164	33,906	19,742
540201 INSURANCE	210,112	197,734	197,734	-
540 INTERNAL SERVICE CHARGES Total	2,198,860	2,685,926	2,304,870	(381,056)
590 INTERFUND TRANSFERS OUT				
590910 *TRANSFER TO OTHER FUNDS				-
590 INTERFUND TRANSFERS OUT Total				-
03 JUDICIAL Total	2,305,836	2,893,781	2,514,593	(379,188)

03 COURT SUPPORT DEPARTMENT

PROGRAM - ACCOUNT	FY15 ACTUALS	FY16 ADOPTED	FY17 REQUEST	FY17 TO FY16 VARIANCE
03 LAW LIBRARY				
540 INTERNAL SERVICE CHARGES				
540101 INTERAL CHARGES	535	1,320	812	(508)
540102 ADMIN FEE		2,945	1,189	(1,756)
540 INTERNAL SERVICE CHARGES Total	535	4,264	2,001	(2,263)
580 GRANTS & AIDS				
580821 AID TO PRIVATE ORGANIZATIONS	109,768	109,325	108,750	(575)
580 GRANTS & AIDS Total	109,768	109,325	108,750	(575)
03 LAW LIBRARY Total	110,303	113,589	110,751	(2,838)

03 COURT SUPPORT DEPARTMENT

PROGRAM - ACCOUNT	FY15 ACTUALS	FY16 ADOPTED	FY17 REQUEST	FY17 TO FY16 VARIANCE
03 LEGAL AID				
540 INTERNAL SERVICE CHARGES				
540102 ADMIN FEE		9,915	3,564	(6,351)
540 INTERNAL SERVICE CHARGES Total		9,915	3,564	(6,351)
580 GRANTS & AIDS				
580821 AID TO PRIVATE ORGANIZATIONS	330,808	335,771	340,808	5,037
580 GRANTS & AIDS Total	330,808	335,771	340,808	5,037
03 LEGAL AID Total	330,808	345,686	344,372	(1,314)
Grand Total	3,750,315	4,513,818	4,163,724	(350,093)

03 COURT SUPPORT DEPARTMENT POSITIONS BY PROGRAM

DEPARTMENT - PROGRAM - FUND - JOB TITLE	FTE's
03 COURT SUPPORT DEPT	
03 ARTICLE V COURT TECHNOLOGY	
11400 COMPUTER SUPPORT TECHNICIAN	1.0
11400 NETWORK ADMINISTRATOR	1.0
11400 NETWORK TECHNICIAN	1.0
11400 TECHNOLOGY PROJECT MANAGER	1.0
03 ARTICLE V COURT TECHNOLOGY Total	4.0
03 GUARDIAN AD LITEM	
00100 STAFF ASSISTANT	1.0
03 GUARDIAN AD LITEM Total	1.0
03 JUDICIAL	
00100 JUVENILEALTERNATIVESNCTNSCOORD	1.0
00100 MAGISTRATE	1.0
03 JUDICIAL Total	2.0
03 COURT SUPPORT DEPT Total	7.0



BUDGET DOCUMENT

04 LEISURE SERVICES DEPARTMENT

AGENCY FUNDS
EXTENSION SERVICE
GREENWAYS & TRAILS
LEISURE SERVICES BUSINESS OFFICE
LIBRARY SERVICES
NATURAL LANDS
PASSIVE PARKS
RECREATIONAL ACTIVITIES & PROGRAMS



04 LEISURE SERVICES DEPARTMENT

FUND - PROGRAM	FY15 ACTUALS	FY16 ADOPTED	FY17 REQUEST	FY17 TO FY16 VARIANCE
01 GENERAL FUNDS				
04 EXTENSION SERVICE	337,189	378,495	464,063	85,568
04 GREENWAYS & TRAILS	2,736,061	2,989,265	3,002,364	13,099
04 LEISURE BUSINESS OFFICE	679,380	712,781	740,549	27,768
04 LIBRARY SERVICES	5,544,542	6,110,429	6,322,355	211,926
04 NATURAL LANDS	291,540	364,815	396,486	31,671
04 PASSIVE PARKS		18,000		(18,000)
04 RECREATIONAL ACTIVITIES & PROG	3,575,561	4,317,130	5,554,017	1,236,887
01 GENERAL FUNDS Total	13,164,274	14,890,914	16,479,833	1,588,919
02 REPLACEMENT FUNDS				
04 GREENWAYS & TRAILS			55,972	55,972
04 NATURAL LANDS		13,500		(13,500)
04 RECREATIONAL ACTIVITIES & PROG		78,367	55,000	(23,367)
02 REPLACEMENT FUNDS Total		91,867	110,972	19,105
03 AGENCY FUNDS				
04 AGENCY FUNDS	70,885			-
04 GREENWAYS & TRAILS	1,053			-
04 LEISURE BUSINESS OFFICE	170			-
04 LIBRARY SERVICES	90,195	25,000	24,000	(1,000)
04 RECREATIONAL ACTIVITIES & PROG	1,500	21,124	22,431	1,307
03 AGENCY FUNDS Total	163,803	46,124	46,431	307
08 TOURISM FUNDS				
04 RECREATIONAL ACTIVITIES & PROG	434,473	527,391	180,701	(346,690)
08 TOURISM FUNDS Total	434,473	527,391	180,701	(346,690)
11 GRANT FUNDS				
04 GREENWAYS & TRAILS	323,897			-
11 GRANT FUNDS Total	323,897			-
13 SPECIAL REVENUE FUNDS				
04 GREENWAYS & TRAILS	327,974	2,417		(2,417)
04 LIBRARY SERVICES	180,795	104,436	100,318	(4,118)
04 NATURAL LANDS			200,000	200,000
13 SPECIAL REVENUE FUNDS Total	508,769	106,853	300,318	193,465
18 CAPITAL FUNDS				
04 NATURAL LANDS	563,970	11,696	719,835	708,139
04 RECREATIONAL ACTIVITIES & PROG	7,610,040	101,080	52,935	(48,145)
18 CAPITAL FUNDS Total	8,174,010	112,776	772,770	659,994
Grand Total	22,769,226	15,775,925	17,891,025	2,115,099

04 LEISURE SERVICES DEPARTMENT

FY17 TO FY16

PROGRAM - ACCOUNT

FY15 ACTUALS

FY16 ADOPTED

FY17 REQUEST

VARIANCE

04 AGENCY FUNDS

360 MISCELLANEOUS REVENUES

366100 CONTRIBUTIONS & DONATIONS	(43,124)	-
----------------------------------	----------	---

360 MISCELLANEOUS REVENUES Total	(43,124)	-
---	-----------------	----------

530 OPERATING EXPENDITURES

530340 OTHER SERVICES		-
-----------------------	--	---

530400 TRAVEL AND PER DIEM		-
----------------------------	--	---

530401 TRAVEL - TRAINING RELATED	-	-
----------------------------------	---	---

530402 TRAVEL - TRAINING NON-EMPLOYEE	114	-
---------------------------------------	-----	---

530440 RENTAL AND LEASES		-
--------------------------	--	---

530490 OTHER CHARGES/OBLIGATIONS	13,266	-
----------------------------------	--------	---

530510 OFFICE SUPPLIES	576	-
------------------------	-----	---

530520 OPERATING SUPPLIES	38,515	-
---------------------------	--------	---

530521 EQUIPMENT \$1000-\$4999	4,835	-
--------------------------------	-------	---

530540 BOOKS, DUES PUBLICATIONS	1,481	-
---------------------------------	-------	---

530550 TRAINING	27	-
-----------------	----	---

530 OPERATING EXPENDITURES Total	58,813	-
---	---------------	----------

540 INTERNAL SERVICE CHARGES

540101 INTERNAL CHARGES	602	-
-------------------------	-----	---

540 INTERNAL SERVICE CHARGES Total	602	-
---	------------	----------

560 CAPITAL OUTLAY

560642 EQUIPMENT >\$4999	8,440	-
--------------------------	-------	---

560 CAPITAL OUTLAY Total	8,440	-
---------------------------------	--------------	----------

580 GRANTS & AIDS

580830 GROVE COUNSELING CENTER	3,030	-
--------------------------------	-------	---

580 GRANTS & AIDS Total	3,030	-
------------------------------------	--------------	----------

04 AGENCY FUNDS Total	27,761	-
------------------------------	---------------	----------

04 LEISURE SERVICES DEPARTMENT

PROGRAM - ACCOUNT	FY15 ACTUALS	FY16 ADOPTED	FY17 REQUEST	FY17 TO FY16 VARIANCE
04 EXTENSION SERVICE				
510 PERSONNEL SERVICES				
510120 REGULAR SALARIES AND WAGES	189,496	191,065	192,560	1,495
510150 SPECIAL PAY	600	600	600	-
510210 SOCIAL SECURITY MATCHING	12,571	14,616	15,219	603
510220 RETIREMENT CONTRIBUTIONS	11,870	13,217	14,576	1,359
510230 HEALTH AND LIFE INSURANCE	24,393	34,153	88,776	54,623
510240 WORKERS COMPENSATION	389	554	1,104	550
510 PERSONNEL SERVICES Total	239,320	254,206	312,835	58,629
530 OPERATING EXPENDITURES				
530340 OTHER SERVICES		-		-
530400 TRAVEL AND PER DIEM	4,021	7,052	7,052	-
530401 TRAVEL - TRAINING RELATED	310			-
530420 TRANSPORTATION	308	150	150	-
530430 UTILITIES - ELECTRICITY	10,898	15,038	11,225	(3,813)
530439 UTILITIES - OTHER	5,154	6,727	5,308	(1,419)
530460 REPAIRS AND MAINTENANCE	567	250	250	-
530490 OTHER CHARGES/OBLIGATIONS	642	893	1,298	405
530510 OFFICE SUPPLIES	2,007	2,142	2,142	-
530520 OPERATING SUPPLIES	11,680	10,139	12,879	2,740
530521 EQUIPMENT \$1000-\$4999				-
530522 OPERATING SUPPLIES-TECHNOLOGY	289	2,080	2,080	-
530540 BOOKS, DUES PUBLICATIONS	4,036	3,325	3,325	-
530550 TRAINING	1,414	1,530	1,530	-
530 OPERATING EXPENDITURES Total	41,325	49,326	47,239	(2,087)
540 INTERNAL SERVICE CHARGES				
540101 INTERNAL CHARGES	54,094	57,303	61,106	3,803
540102 ADMIN FEE		11,684	36,907	25,223
540201 INSURANCE	2,450	2,400	2,400	-
540202 INTERNAL SER FEES-LEASED EQUIP		3,576	3,576	-
540 INTERNAL SERVICE CHARGES Total	56,544	74,963	103,989	29,026
04 EXTENSION SERVICE Total	337,189	378,495	464,063	85,568

04 LEISURE SERVICES DEPARTMENT

FY17 TO FY16

PROGRAM - ACCOUNT	FY15 ACTUALS	FY16 ADOPTED	FY17 REQUEST	VARIANCE
04 GREENWAYS & TRAILS				
330 INTERGOVERNMENTAL REVENUE				
331720 FEDERAL RECREATION GRANT	(200,000)			-
334750 ENVIRONMENTAL PROTECTION GRANT	(226,022)			-
330 INTERGOVERNMENTAL REVENUE Total	(426,022)			-
340 CHARGES FOR SERVICES				
341359 ADMIN FEE - MSBU FUNDS	(1,800)	(1,800)	(1,800)	-
347201 PASSIVE PARKS AND TRAILS	(33,602)			-
340 CHARGES FOR SERVICES Total	(35,402)	(1,800)	(1,800)	-
360 MISCELLANEOUS REVENUES				
366270 MEMORIAL TREE DONATIONS	(2,050)			-
360 MISCELLANEOUS REVENUES Total	(2,050)			-
510 PERSONNEL SERVICES				
510120 REGULAR SALARIES AND WAGES	592,724	618,622	631,301	12,679
510140 OVERTIME	4,982			-
510150 SPECIAL PAY	600	600	600	-
510210 SOCIAL SECURITY MATCHING	43,177	47,325	49,753	2,428
510220 RETIREMENT CONTRIBUTIONS	46,047	47,369	49,796	2,427
510230 HEALTH AND LIFE INSURANCE	159,901	179,523	173,294	(6,229)
510240 WORKERS COMPENSATION	10,539	16,527	28,778	12,251
510 PERSONNEL SERVICES Total	857,970	909,966	933,522	23,556
530 OPERATING EXPENDITURES				
530340 OTHER SERVICES				-
530400 TRAVEL AND PER DIEM	1,212	700	800	100
530420 TRANSPORTATION				-
530430 UTILITIES - ELECTRICITY	23,513	20,354	24,218	3,864
530439 UTILITIES - OTHER	23,537	23,528	29,243	5,715
530440 RENTAL AND LEASES	7,532	1,975	1,975	-
530460 REPAIRS AND MAINTENANCE	1,668,107	1,722,973	2,057,516	334,543
530469 REPAIRS/MAINTENANCE-OTHER	32,373	16,700		(16,700)
530499 CHARGES/OBLIGATIONS-CONTINGENC				-
530510 OFFICE SUPPLIES	317	550	550	-
530520 OPERATING SUPPLIES	30,032	38,383	165,985	127,602
530521 EQUIPMENT \$1000-\$4999				-
530522 OPERATING SUPPLIES-TECHNOLOGY				-
530529 OPERATING SUPPLIES-OTHER	118,599	116,702		(116,702)
530540 BOOKS, DUES PUBLICATIONS	1,087	770	770	-
530550 TRAINING	2,065	3,620	3,620	-
530 OPERATING EXPENDITURES Total	1,908,374	1,946,255	2,284,677	338,422
540 INTERNAL SERVICE CHARGES				
540101 INTERNAL CHARGES	245,734	300,853	330,215	29,362
540102 ADMIN FEE		105,725	107,098	1,373
540201 INSURANCE	6,886	8,019	8,019	-
540202 INTERNAL SER FEES-LEASED EQUIP		807	807	-
540 INTERNAL SERVICE CHARGES Total	252,620	415,405	446,139	30,735

04 LEISURE SERVICES DEPARTMENT

PROGRAM - ACCOUNT	FY15 ACTUALS	FY16 ADOPTED	FY17 REQUEST	FY17 TO FY16 VARIANCE
550 COST ALLOCATION (CONTRA)				
550101 CONTRA ACCOUNT ADMIN FEES GF	(329,444)	(279,943)	(661,974)	(382,031)
550 COST ALLOCATION (CONTRA) Total	(329,444)	(279,943)	(661,974)	(382,031)
560 CAPITAL OUTLAY				
560630 IMPROVEMENTS OTH THAN BLD	440,443	-		-
560642 EQUIPMENT >\$4999	9,877		55,972	55,972
560650 CONSTRUCTION IN PROGRESS	194,772			-
560680 CONSTRUCTION & DESIGN	21,077	-		-
560699 PROJECT CONTINGENCY		-		-
560 CAPITAL OUTLAY Total	666,169	-	55,972	55,972
580 GRANTS & AIDS				
580811 AID TO GOVERNMENTAL AGENCIES	33,296	-		-
580 GRANTS & AIDS Total	33,296	-		-
04 GREENWAYS & TRAILS Total	2,925,510	2,989,882	3,056,536	66,654

04 LEISURE SERVICES DEPARTMENT

PROGRAM - ACCOUNT	FY15 ACTUALS	FY16 ADOPTED	FY17 REQUEST	FY17 TO FY16 VARIANCE
04 LEISURE BUSINESS OFFICE				
360 MISCELLANEOUS REVENUES				
366100 CONTRIBUTIONS & DONATIONS	(4,130)			-
360 MISCELLANEOUS REVENUES Total	(4,130)			-
510 PERSONNEL SERVICES				
510120 REGULAR SALARIES AND WAGES	371,560	370,035	378,009	7,974
510150 SPECIAL PAY	600	600	600	-
510210 SOCIAL SECURITY MATCHING	27,269	28,308	29,734	1,426
510220 RETIREMENT CONTRIBUTIONS	45,892	44,212	46,440	2,228
510230 HEALTH AND LIFE INSURANCE	59,968	60,849	61,752	903
510240 WORKERS COMPENSATION	2,536	3,615	6,382	2,767
510 PERSONNEL SERVICES Total	507,826	507,619	522,917	15,298
530 OPERATING EXPENDITURES				
530310 PROFESSIONAL SERVICES				-
530340 OTHER SERVICES	4,787			-
530400 TRAVEL AND PER DIEM	1,375	1,930	1,930	-
530420 TRANSPORTATION				-
530480 PROMOTIONAL ACTIVITIES				-
530499 CHARGES/OBLIGATIONS-CONTINGENC				-
530510 OFFICE SUPPLIES	502	250	250	-
530520 OPERATING SUPPLIES	265	537	522	(15)
530521 EQUIPMENT \$1000-\$4999				-
530522 OPERATING SUPPLIES-TECHNOLOGY	13,699	14,250	14,220	(30)
530540 BOOKS, DUES PUBLICATIONS	1,380	1,325	1,340	15
530550 TRAINING	280	800	830	30
530 OPERATING EXPENDITURES Total	22,288	19,092	19,092	-
540 INTERNAL SERVICE CHARGES				
540101 INTERNAL CHARGES	19,305	25,339	20,925	(4,415)
540102 ADMIN FEE		25,199	41,086	15,887
540202 INTERNAL SER FEES-LEASED EQUIP		2,826	2,826	-
540 INTERNAL SERVICE CHARGES Total	19,305	53,364	64,837	11,473
580 GRANTS & AIDS				
580821 AID TO PRIVATE ORGANIZATIONS	130,132	132,706	133,703	997
580 GRANTS & AIDS Total	130,132	132,706	133,703	997
04 LEISURE BUSINESS OFFICE Total	675,421	712,781	740,549	27,768

04 LEISURE SERVICES DEPARTMENT

PROGRAM - ACCOUNT	FY15 ACTUALS	FY16 ADOPTED	FY17 REQUEST	FY17 TO FY16 VARIANCE
04 LIBRARY SERVICES				
350 JUDGEMENTS FINES & FORFEITS				
352100 LIBRARY	(166,716)			-
350 JUDGEMENTS FINES & FORFEITS Total	(166,716)			-
360 MISCELLANEOUS REVENUES				
366100 CONTRIBUTIONS & DONATIONS	(69,734)	(25,000)	(24,000)	1,000
369900 MISCELLANEOUS-OTHER	(96)			-
369910 COPYING FEES	(47,632)	(50,000)	(50,000)	-
360 MISCELLANEOUS REVENUES Total	(117,461)	(75,000)	(74,000)	1,000
399 FUND BALANCE				
399999 BEGINNING FUND BALANCE		-		-
399 FUND BALANCE Total		-		-
510 PERSONNEL SERVICES				
510120 REGULAR SALARIES AND WAGES	2,154,733	2,127,698	2,674,095	546,397
510125 PART-TIME PERSONNEL	479,548	540,564		(540,564)
510140 OVERTIME	84			-
510150 SPECIAL PAY	600	600	600	-
510210 SOCIAL SECURITY MATCHING	196,299	204,122	210,251	6,129
510220 RETIREMENT CONTRIBUTIONS	193,170	193,716	199,533	5,817
510230 HEALTH AND LIFE INSURANCE	470,068	514,996	534,886	19,890
510240 WORKERS COMPENSATION	3,131	4,269	7,420	3,151
510 PERSONNEL SERVICES Total	3,497,632	3,585,965	3,626,785	40,820
530 OPERATING EXPENDITURES				
530340 OTHER SERVICES	113,632	119,197	123,197	4,000
530400 TRAVEL AND PER DIEM	2,527	4,199	4,199	-
530420 TRANSPORTATION				-
530430 UTILITIES - ELECTRICITY	184,043	168,699	189,563	20,864
530439 UTILITIES - OTHER	59,313	55,180	59,648	4,468
530440 RENTAL AND LEASES	233,279	233,280	233,280	-
530460 REPAIRS AND MAINTENANCE	558	555	555	-
530470 PRINTING AND BINDING	1,379	5,000	5,000	-
530480 PROMOTIONAL ACTIVITIES	20,537			-
530490 OTHER CHARGES/OBLIGATIONS	27			-
530499 CHARGES/OBLIGATIONS-CONTINGENC		25,000	23,000	(2,000)
530510 OFFICE SUPPLIES	6,175	11,052	11,052	-
530520 OPERATING SUPPLIES	74,678	40,434	36,388	(4,046)
530521 EQUIPMENT \$1000-\$4999		-		-
530522 OPERATING SUPPLIES-TECHNOLOGY	59,287	98,925	91,171	(7,754)
530540 BOOKS, DUES PUBLICATIONS	3,400	3,550	3,800	250
530 OPERATING EXPENDITURES Total	758,836	765,071	780,853	15,782

04 LEISURE SERVICES DEPARTMENT

PROGRAM - ACCOUNT	FY15 ACTUALS	FY16 ADOPTED	FY17 REQUEST	FY17 TO FY16 VARIANCE
540 INTERNAL SERVICE CHARGES				
540101 INTERNAL CHARGES	526,033	691,405	627,100	(64,305)
540102 ADMIN FEE		195,355	415,880	220,525
540201 INSURANCE	69,978	60,866	60,866	-
540202 INTERNAL SER FEES-LEASED EQUIP		70,367	70,367	(0)
540 INTERNAL SERVICE CHARGES Total	596,011	1,017,993	1,174,213	156,220
560 CAPITAL OUTLAY				
560642 EQUIPMENT >\$4999		6,400		(6,400)
560660 LIBRARY BOOKS & MATERIALS	963,053	864,436	864,822	386
560 CAPITAL OUTLAY Total	963,053	870,836	864,822	(6,014)
04 LIBRARY SERVICES Total	5,531,355	6,164,865	6,372,673	207,808

04 LEISURE SERVICES DEPARTMENT

FY17 TO FY16

PROGRAM - ACCOUNT	FY15 ACTUALS	FY16 ADOPTED	FY17 REQUEST	VARIANCE
04 NATURAL LANDS				
340 CHARGES FOR SERVICES				
347201 PASSIVE PARKS AND TRAILS	(27,631)			-
347501 YARBOROUGH NATURE CENTER	(11,987)			-
340 CHARGES FOR SERVICES Total	(39,618)			-
360 MISCELLANEOUS REVENUES				
362100 RENTS AND ROYALTIES	(12,107)			-
369900 MISCELLANEOUS-OTHER	183			-
360 MISCELLANEOUS REVENUES Total	(11,924)			-
510 PERSONNEL SERVICES				
510120 REGULAR SALARIES AND WAGES	134,554	135,155	200,828	65,673
510210 SOCIAL SECURITY MATCHING	9,817	10,339	15,667	5,328
510220 RETIREMENT CONTRIBUTIONS	9,854	9,812	15,830	6,018
510230 HEALTH AND LIFE INSURANCE	26,366	28,366	39,205	10,839
510240 WORKERS COMPENSATION	2,355	3,717	7,662	3,945
510 PERSONNEL SERVICES Total	182,946	187,390	279,192	91,802
530 OPERATING EXPENDITURES				
530310 PROFESSIONAL SERVICES	9,394	28,800	28,800	-
530340 OTHER SERVICES	12,325	54,440	53,960	(480)
530400 TRAVEL AND PER DIEM	448	600	1,000	400
530430 UTILITIES - ELECTRICITY			240	240
530439 UTILITIES - OTHER	310	87	87	-
530440 RENTAL AND LEASES	7,668			-
530460 REPAIRS AND MAINTENANCE	1,657	1,250	790	(460)
530470 PRINTING AND BINDING		375	375	-
530480 PROMOTIONAL ACTIVITIES			300	300
530490 OTHER CHARGES/OBLIGATIONS	459			-
530499 CHARGES/OBLIGATIONS-CONTINGENC				-
530510 OFFICE SUPPLIES	482	300	300	-
530520 OPERATING SUPPLIES	21,097	19,933	19,933	-
530521 EQUIPMENT \$1000-\$4999		1,000	1,000	-
530522 OPERATING SUPPLIES-TECHNOLOGY				-
530550 TRAINING	160	600	600	-
530 OPERATING EXPENDITURES Total	53,999	107,385	107,385	-
540 INTERNAL SERVICE CHARGES				
540101 INTERNAL CHARGES	40,856	67,846	43,222	(24,624)
540102 ADMIN FEE		7,557	24,984	17,427
540103 OTHER CHRGS/ENGINEERING COST		1,696		(1,696)
540201 INSURANCE	4,139	2,215	2,215	-
540202 INTERNAL SER FEES-LEASED EQUIP		2,422	2,422	-
540 INTERNAL SERVICE CHARGES Total	44,995	81,736	72,844	(8,892)

04 LEISURE SERVICES DEPARTMENT

PROGRAM - ACCOUNT	FY15 ACTUALS	FY16 ADOPTED	FY17 REQUEST	FY17 TO FY16 VARIANCE
560 CAPITAL OUTLAY				
560630 IMPROVEMENTS OTH THAN BLD	9,600			-
560642 EQUIPMENT >\$4999		13,500		(13,500)
560650 CONSTRUCTION IN PROGRESS	563,970	-	856,900	856,900
560699 PROJECT CONTINGENCY				-
560 CAPITAL OUTLAY Total	573,570	13,500	856,900	843,400
04 NATURAL LANDS Total	803,968	390,010	1,316,321	926,310

04 LEISURE SERVICES DEPARTMENT

FY17 TO FY16

PROGRAM - ACCOUNT

FY15 ACTUALS

FY16 ADOPTED

FY17 REQUEST

VARIANCE

04 PASSIVE PARKS

560 CAPITAL OUTLAY

560642 EQUIPMENT >\$4999

18,000

(18,000)

560 CAPITAL OUTLAY Total

18,000

(18,000)

04 PASSIVE PARKS Total

18,000

(18,000)

04 LEISURE SERVICES DEPARTMENT

PROGRAM - ACCOUNT	FY15 ACTUALS	FY16 ADOPTED	FY17 REQUEST	FY17 TO FY16 VARIANCE
04 RECREATIONAL ACTIVITIES & PROG				
340 CHARGES FOR SERVICES				
347200 PARKS AND REC RED BUG	(1,195,830)	(1,844,316)	(2,337,778)	(493,462)
347301 MUSEUM FEES	(4,227)			-
340 CHARGES FOR SERVICES Total	(1,200,057)	(1,844,316)	(2,337,778)	(493,462)
360 MISCELLANEOUS REVENUES				
366100 CONTRIBUTIONS & DONATIONS	(250,000)			-
369930 REIMBURSEMENTS	(21,818)			-
360 MISCELLANEOUS REVENUES Total	(271,818)			-
380 OTHER SOURCES				
388110 SALE OF CAPITAL ASSETS	(1,500,000)			-
380 OTHER SOURCES Total	(1,500,000)			-
399 FUND BALANCE				
399999 BEGINNING FUND BALANCE		(21,124)		21,124
399 FUND BALANCE Total		(21,124)		21,124
510 PERSONNEL SERVICES				
510120 REGULAR SALARIES AND WAGES	1,112,351	1,393,408	1,778,449	385,041
510125 PART-TIME PERSONNEL	182,184	228,388		(228,388)
510140 OVERTIME	9,047	12,808	12,808	-
510150 SPECIAL PAY	581	600	600	-
510210 SOCIAL SECURITY MATCHING	95,100	125,047	140,761	15,714
510220 RETIREMENT CONTRIBUTIONS	95,407	118,672	142,296	23,624
510230 HEALTH AND LIFE INSURANCE	312,741	409,542	488,384	78,842
510240 WORKERS COMPENSATION	19,173	33,104	65,218	32,114
511000 CONTRA PERSONAL SERVICES	(98,784)			-
510 PERSONNEL SERVICES Total	1,727,801	2,321,569	2,628,516	306,947
530 OPERATING EXPENDITURES				
530310 PROFESSIONAL SERVICES	30,500			-
530340 OTHER SERVICES	473,168	565,875	524,526	(41,349)
530400 TRAVEL AND PER DIEM	48	350	400	50
530430 UTILITIES - ELECTRICITY	223,747	254,271	339,426	85,155
530439 UTILITIES - OTHER	52,376	29,182	102,667	73,485
530440 RENTAL AND LEASES	2,667	7,947	11,807	3,860
530460 REPAIRS AND MAINTENANCE	203,056	213,595	261,238	47,643
530470 PRINTING AND BINDING	1,500			-
530480 PROMOTIONAL ACTIVITIES	639			-
530490 OTHER CHARGES/OBLIGATIONS		43,214		(43,214)
530499 CHARGES/OBLIGATIONS-CONTINGENC		21,124	22,431	1,307
530510 OFFICE SUPPLIES	3,220	5,837	6,826	989
530520 OPERATING SUPPLIES	319,722	432,103	558,389	126,286
530521 EQUIPMENT \$1000-\$4999	14,383	16,960	30,030	13,070
530522 OPERATING SUPPLIES-TECHNOLOGY				-

04 LEISURE SERVICES DEPARTMENT

PROGRAM - ACCOUNT	FY15 ACTUALS	FY16 ADOPTED	FY17 REQUEST	FY17 TO FY16 VARIANCE
530529 OPERATING SUPPLIES-OTHER	2,132			-
530540 BOOKS, DUES PUBLICATIONS	12,292	13,724	14,554	830
530550 TRAINING	865	2,345	4,125	1,780
530 OPERATING EXPENDITURES Total	1,340,313	1,606,527	1,876,419	269,892
540 INTERNAL SERVICE CHARGES				
540101 INTERNAL CHARGES	352,202	452,990	772,481	319,491
540102 ADMIN FEE		230,847	406,141	175,294
540201 INSURANCE	49,850	36,217	36,217	-
540202 INTERNAL SER FEES-LEASED EQUIP		3,576	3,576	(0)
540 INTERNAL SERVICE CHARGES Total	402,052	723,630	1,218,415	494,785
560 CAPITAL OUTLAY				
560610 LAND	41,903	-		-
560630 IMPROVEMENTS OTH THAN BLD	235,289	300,000		(300,000)
560642 EQUIPMENT >\$4999		78,367	55,000	(23,367)
560650 CONSTRUCTION IN PROGRESS	7,874,216	15,000	86,734	71,734
560680 CONSTRUCTION & DESIGN		-		-
560 CAPITAL OUTLAY Total	8,151,409	393,367	141,734	(251,633)
580 GRANTS & AIDS				
580821 AID TO PRIVATE ORGANIZATIONS		-		-
580 GRANTS & AIDS Total		-		-
04 RECREATIONAL ACTIVITIES & PROG Total	8,649,700	3,179,653	3,527,306	347,653
Grand Total	18,950,903	13,833,685	15,477,447	1,643,761

04 LEISURE SERVICES DEPARTMENT

POSITIONS BY PROGRAM

DEPARTMENT - PROGRAM - FUND - JOB TITLE	FTE's
04 LEISURE SERVICES DEPT	
04 EXTENSION SERVICE	
00100 EXTENSION AGENT	5.0
00100 EXTENSION SERVICES DIV MGR	1.0
00100 MANAGEMENT SPECIALIST	1.0
04 EXTENSION SERVICE Total	7.0
04 GREENWAYS & TRAILS	
00100 GREENWAYS & NAT LANDS DIV MGR	1.0
00100 HERBICIDE APPLICATOR	1.0
00100 LANDSCAPE INSPECTOR II	1.0
00100 LANDSCAPE INSPECTOR LS-G&NL	1.0
00100 MAINTENANCE WORKER II	2.0
00100 PARKS PROJECTS COORDINATOR	1.0
00100 PROGRAM COORDINATOR	1.0
00100 PROJECT MANAGER II	1.0
00100 TRADESWORKER	5.0
04 GREENWAYS & TRAILS Total	14.0
04 LEISURE BUSINESS OFFICE	
00100 ACCOUNTING SPECIALIST	1.0
00100 ADMINISTRATIVE ASSISTANT	1.0
00100 CAR ALLOWANCE	0.0
00100 DIRECTOR OF LEISURE SERVICES	1.0
00100 FINANCIAL (BUS) ADMINISTRATOR	1.0
00100 PROGRAM MANAGER I	1.0
00100 SENIOR FINANCIAL ANALYST	1.0
04 LEISURE BUSINESS OFFICE Total	6.0
04 LIBRARY SERVICES	
00100 ASSISTANT BRANCH MANAGER	5.0
00100 ASSISTANT LIBRARIAN	3.0
00100 CIRCULATION SUPERVISOR	5.0
00100 LIBRARIAN	14.0
00100 LIBRARY ASSISTANT	4.0
00100 LIBRARY CLERK	18.5
00100 LIBRARY PAGE	7.5
00100 LIBRARY PUBLIC SERVICE MANAGER	1.0
00100 LIBRARY SERVICES DIV MGR	1.0
00100 PROGRAM SPECIALIST	2.0
00100 REGIONAL BRANCH MANAGER	3.0
00100 SENIOR LIBRARIAN YOUTH SERVICE	1.0
00100 SENIOR STAFF ASSISTANT	1.0

04 LEISURE SERVICES DEPARTMENT POSITIONS BY PROGRAM

DEPARTMENT - PROGRAM - FUND - JOB TITLE	FTE's
00100 SR LIBRARIAN AUDIT & BUS SRVCS	1.0
00100 SR LIBRARIAN TECH SRVCS	1.0
00100 YOUTH SERVICES LIBRARIAN	1.0
04 LIBRARY SERVICES Total	69.0
04 NATURAL LANDS	
00100 PARK RANGER	1.0
00100 PROGRAM MANAGER I	1.0
00103 INTERN	0.0
32100 PROJECT MANAGER II	0.5
04 NATURAL LANDS Total	2.5
04 RECREATIONAL ACTIVITIES & PROG	
00100 ASSIST SPORT CMPLX SPVSR-MAINT	1.0
00100 ASSISTANT COMPLEX SUPERVISOR	1.0
00100 ASSISTANT PARK SUPERVISOR	2.0
00100 ASST. PARKS SUPERVISOR	0.0
00100 CREW CHIEF	4.0
00100 CUSTOMER SERVICE REP	2.5
00100 MAINTENANCE WORKER I	10.5
00100 MAINTENANCE WORKER I PT	0.5
00100 MAINTENANCE WORKER II	6.0
00100 MUSEUM VOL/OUT COORDNTR PT	0.6
00100 PARKS & RECREATION DIV MGR	1.0
00100 PARKS SUPERVISOR	5.0
00100 RECREATION SPECIALIST	9.5
00100 RECREATION SPECIALIST PT	3.5
00100 SPORT COMPLEX SUPERVISOR	1.0
00100 SPORTS REP (DIAMOND SPORTS)	1.0
00100 SPORTS REP (RECTANGULAR SPORT)	1.0
11000 MAINTENANCE WORKER II	1.0
30700 PROJECT MANAGER II	0.5
04 RECREATIONAL ACTIVITIES & PROG Total	51.6
04 LEISURE SERVICES DEPT Total	150.1

LEISURE SERVICES DEPT

04 - 01

04 GREENWAYS & TRAILS - 00100 GENERAL FUND

ACTIVE PARK MAINTENANCE

Priority: 01 of 2

Justification: (Limit to 1 Page)

Increase in budget request is commensurate with increases in vendor contract costs within the landscape industry. As contracts expire and are re-bid, unit costs for services change from contract to contract. Once under contract, the prices will stabilize during the duration of the contract.

Additionally, increased budget request for the maintenance of a new County facility. Unit prices are consistent with the other properties.

Budget increase is directly related to items below:

- Moore's Station being moved from Sylvan budget
- Sports Complex
- EVO Auto
- Tree work for County Facilities

Additional Staff Required (List FTEs in Justification): 0

Additional Equipment or Vehicle Needs (List in Justification): YES NO

FIVE YEAR FINANCIAL IMPACT

FISCAL YEAR	EXPENDITURE INCREASES	EXPENDITURE SAVINGS	REVENUES	NET	NOTES
FY 2016/17	241,501			241,501	
FY 2017/18	241,501			241,501	
FY 2018/19	241,501			241,501	
FY 2019/20	241,501			241,501	
FY 2020/21	241,501			241,501	
TOTAL				1,207,505	

Status: FUNDED

STATUS DETERMINED BY COUNTY MANAGEMENT

LEISURE SERVICES ADJUSTMENT SUMMARY		FY16 ADOPTED	FY17 REQUESTED	FY17 BA TO FY16 BA VARIANCE
04 GREENWAYS & TRAILS				
043802 - TRAILS				
ELECTRICITY		1,017	947	(70)
TRAILS MAINTENANCE CONTRACT		137,008	182,030	45,022
TRAIL MAINT FLAGLER CONTRACT			14,100	14,100
CONCRETE		2,200	3,100	900
GENERAL OPERATING SUPPLIES		6,166		(6,166)
UTILITIES-OTHER		638	813	175
OPERATING SUPPLIES		2,225	8,391	6,166
CONCRETE REPAIRS		900		(900)
043802 - TRAILS Total		231,889	291,116	59,227
043814 - ROADWAY MEDIAN MAINT				
LANDSCAPE & GROUNDS MAINTENANC			3,020	3,020
MISCELLANEOUS REPAIRS		(25,000)		25,000
MEDIAN IRRIGATION RECLM WATER			5,000	5,000
043814 - ROADWAY MEDIAN MAINT Total		1,091,831	1,124,851	33,020
043823 - COUNTYWIDE LANDSCAPE MAINTENAN				
GENERAL AREAS LAWN MAINTENANCE		206,273	216,639	10,366
MISCELLANEOUS PROPERTIES MAINT		42,944	44,656	1,712
IRRIGATION MAINTENANCE			3,500	3,500
LANDSCAPE MAINTENANCE			18,345	18,345
TREE TRIMMING			20,000	20,000
ACT PARK MAINT-MOORE STATION			55,733	55,733
ACT PARK MAINT-SPORTS COMPLEX			131,845	131,845
043823 - COUNTYWIDE LANDSCAPE MAINTENAN To		426,473	667,974	241,501
04 GREENWAYS & TRAILS Total		1,750,193	2,083,941	333,748
04 RECREATIONAL ACTIVITIES & PROG				
043820 - SPORTS COMPLEX				
LANDSCAPE & GROUNDS MAINTENANC			25,036	25,036
MISC. HARDWARE AND CONSUMABLES			500	500
LEGAL ADVERTISING		43,214		(43,214)
OFFICE SUPPLIES		929	1,858	929
BOOKS, DUES, PUBS		190		(190)
TRAVEL		50	100	50
LEASED EQUIPMENT			2,920	2,920
ELECTRICITY		70,000	133,299	63,299
SAFETY EQUIPMENT			1,655	1,655
UNIFORMS			3,140	3,140
LEASED OFFICE SPACE		1,460		(1,460)
FRPA MEMBERSHIP			480	480
FIELD MARKING PAINTS			4,488	4,488
FY 2016/17 WORKSESSION (AUGUST 2016)			SEMINOLE COUNTY, FLORIDA	

LEISURE SERVICES ADJUSTMENT SUMMARY		FY16 ADOPTED	FY17 REQUESTED	FY17 BA TO FY16 BA VARIANCE
	RYE GRASS SEED		2,178	2,178
	HERBICIDE CHEMICALS		3,528	3,528
	IRRIGATION SUPPLIES		3,510	3,510
	TOP DRESSING		1,650	1,650
	IRRIGATION MAINTENANCE	13,708		(13,708)
	THOR GUARD - GREENWOOD LK		2,100	2,100
	CLAY		6,720	6,720
	GENERAL OPERATING SUPPLIES		2,040	2,040
	SOFTBALL - SITE COORDINATOR		24,000	24,000
	LASER LEVELING		15,000	15,000
	SUPPLIES FOR SOCCER PROGRAM		24,500	24,500
	FLAG REPLACEMENT		460	460
	MULCH		2,100	2,100
	FERTILIZER		4,032	4,032
	PESTICIDE		4,075	4,075
	LANDSCAPE MATERIALS		1,500	1,500
	FIELD MARKING PAINT		17,010	17,010
	TOOLS		500	500
	UTILITIES-OTHER	920	48,262	47,342
	TRAINING REGISTRATION	280		(280)
	FRPA ANNUAL CONFERENCE		870	870
	TIPPING FEE		600	600
	CUSTODIAL SERVICES	8,000		(8,000)
	TURF FIELD REPAIR		3,750	3,750
	REPLACEMENT BACK PACK BLOWER		1,437	1,437
	SOFTBALL SUPPLIES		46,458	46,458
	LACROSSE PROGRAM SUPPLIES		3,400	3,400
	TURFACE		6,408	6,408
	PORTABLE SOFTBALL FENCING		8,210	8,210
	WATER PUMP		1,400	1,400
	OPERATING SUPPLIES	25,000		(25,000)
	GOLD-LAPTOP	4,805		(4,805)
043820 - SPORTS COMPLEX	Total	168,556	409,174	240,618
04 RECREATIONAL ACTIVITIES & PROG Total		168,556	409,174	240,618
Grand Total		1,918,749	2,493,115	574,366

LEISURE SERVICES DEPT

04 - 2

04 RECREATIONAL ACTIVITIES & PROG - 00100 GENERAL FUND

ACTIVE PARKS MAJOR BUDGET/POSITION CHANGES

Priority: 2 of 2

Justification: (Limit to 1 Page)

The following lists the major changes in budgets and positions for Leisure Services active parks:

Budget Changes:

- **Sanlando/Softball Complex Split** - \$255K moved from Sanlando to Softball Complex - **no budget change**
- **Soldiers Creek** - will be off line for approx. 4 months in FY17 - operational costs will increase significantly upon reopening therefore netting only a small reduction in budget - **(\$7,223)**
- **Sports Complex** - budgeted for only 5 months in FY16 - **\$245,636**

Position Changes:

Soldiers Creek (7 FTEs)- 6FT, 2PT - 1 manager and 1 staff member were splitting time between Soldiers Creek and the Softball Complex - These employees have been permanently moved back to working solely at the Softball Complex - Once Soldiers Creek re-opens, they will need to fully staff the facility - Supervisor and Crew Chief will be budgeted for 8 months and the remaining 5FTEs for 7 months- **\$157,663**

*9FT & 6PT positions were approved for the Sports Complex in FY16

Additional Staff Required (List FTEs in Justification): 0

Additional Equipment or Vehicle Needs (List in Justification): YES NO

FIVE YEAR FINANCIAL IMPACT

FISCAL YEAR	EXPENDITURE INCREASES	EXPENDITURE SAVINGS	REVENUE INCREASES	NET	NOTES
FY 2016/17	396,076		427,778	(31,702)	8 MOS SOLDIERS CREEK
FY 2017/18	620,432		586,258	34,174	12 MOS SOLDIERS CREEK
FY 2018/19	620,432		586,258	34,174	
FY 2019/20	620,432		586,258	34,174	
FY 2020/21	620,432		586,258	34,174	
TOTAL				104,994	

Status: FUNDED

STATUS DETERMINED BY COUNTY MANAGEMENT

REVENUE INCREASES

PARK	FY16	FY17	CHANGE
SANLANDO	500,000	333,000	(167,000)
SOFTBALL	-	200,000	200,000
SOLDIERS CREEK	70,000	206,747	136,747
SPORTS COMPLEX	700,000	958,031	258,031
TOTAL	1,270,000	1,697,778	427,778



BUDGET DOCUMENT

05 FIRE DEPARTMENT

**CASSELBERRY EMS/FIRE
EMERGENCY COMMUNICATIONS
EMS PERFORMANCE MANAGEMENT
EMS/FIRE/RESCUE
FIRE BUSINESS OFFICE
FIRE PREVENTION BUREAU**



05 FIRE DEPARTMENT

FUND - PROGRAM	FY15 ACTUALS	FY16 ADOPTED	FY17 REQUEST	FY17 TO FY16 VARIANCE
01 GENERAL FUNDS				
05 EMERGENCY COMMUNICATIONS	2,154,149	2,469,398	2,435,696	(33,702)
05 EMS PERFORMANCE MANAGEMENT	229,837	271,292	269,955	(1,338)
05 FIRE BUSINESS OFFICE	415,273	265,099	143,605	(121,494)
01 GENERAL FUNDS Total	2,799,259	3,005,789	2,849,255	(156,534)
03 AGENCY FUNDS				
05 EMS/FIRE/RESCUE	2,789	4,797		(4,797)
03 AGENCY FUNDS Total	2,789	4,797		(4,797)
05 SALES TAX FUNDS				
05 EMS/FIRE/RESCUE		3,450,089	3,539,600	89,511
05 SALES TAX FUNDS Total		3,450,089	3,539,600	89,511
06 FIRE DISTRICT FUNDS				
05 CASSELBERRY EMS/FIRE	-	4,862,764	4,309,627	(553,136)
05 EMS/FIRE/RESCUE	50,663,136	49,989,214	59,062,124	9,072,910
05 FIRE PREVENTION BUREAU	564,194	654,186	802,842	148,656
06 FIRE DISTRICT FUNDS Total	51,227,330	55,506,164	64,174,593	8,668,429
10 EMS TRUST FUNDS				
05 EMS/FIRE/RESCUE	257,991	-		-
10 EMS TRUST FUNDS Total	257,991	-		-
11 GRANT FUNDS				
05 EMS/FIRE/RESCUE	25,526	-		-
11 GRANT FUNDS Total	25,526	-		-
Grand Total	54,312,894	61,966,839	70,563,449	8,596,609

05 FIRE DEPARTMENT

FY17 TO FY16

PROGRAM - ACCOUNT	FY15 ACTUALS	FY16 ADOPTED	FY17 REQUEST	VARIANCE
05 CASSELBERRY EMS/FIRE				
330 INTERGOVERNMENTAL REVENUE				
335210 FIREFIGHTERS SUPPLEMENT		(10,000)		10,000
330 INTERGOVERNMENTAL REVENUE Total		(10,000)		10,000
340 CHARGES FOR SERVICES				
342210 FIRE/EMS SERICES		(1,377,025)		1,377,025
342610 AMBULANCE TRANSPORT FEES		(900,000)		900,000
340 CHARGES FOR SERVICES Total		(2,277,025)		2,277,025
360 MISCELLANEOUS REVENUES				
369900 MISCELLANEOUS-OTHER		(7,500)		7,500
360 MISCELLANEOUS REVENUES Total		(7,500)		7,500
510 PERSONNEL SERVICES				
510120 REGULAR SALARIES AND WAGES	-	2,221,241	2,039,369	(181,872)
510125 PART-TIME PERSONNEL				-
510140 OVERTIME		454,500	252,500	(202,000)
510150 SPECIAL PAY				-
510210 SOCIAL SECURITY MATCHING	-	204,694	175,328	(29,366)
510220 RETIREMENT CONTRIBUTIONS	-	507,237	488,777	(18,460)
510230 HEALTH AND LIFE INSURANCE	-	541,225	526,635	(14,590)
510240 WORKERS COMPENSATION		164,826	127,224	(37,602)
510 PERSONNEL SERVICES Total	-	4,093,723	3,609,833	(483,890)
530 OPERATING EXPENDITURES				
530310 PROFESSIONAL SERVICES		16,796	25,200	8,404
530340 OTHER SERVICES		15,000	18,307	3,307
530430 UTILITIES - ELECTRICITY		30,000	30,000	-
530439 UTILITIES - OTHER		6,124	22,000	15,876
530460 REPAIRS AND MAINTENANCE		30,000	33,033	3,033
530490 OTHER CHARGES/OBLIGATIONS		1	2,080	2,079
530499 CHARGES/OBLIGATIONS-CONTINGENC		10,000		(10,000)
530510 OFFICE SUPPLIES		1,000	500	(500)
530520 OPERATING SUPPLIES		79,994	30,667	(49,327)
530521 EQUIPMENT \$1000-\$4999			26,667	26,667
530522 OPERATING SUPPLIES-TECHNOLOGY		20,048	3,806	(16,242)
530529 OPERATING SUPPLIES-OTHER		39,491	68,551	29,060
530560 GAS/OIL/LUBE		24,705	21,000	(3,705)
530 OPERATING EXPENDITURES Total		273,159	281,811	8,652
540 INTERNAL SERVICE CHARGES				
540101 INTERAL CHARGES		297,700	213,465	(84,235)
540102 ADMIN FEE		175,944	182,280	6,336
540201 INSURANCE		22,238	22,238	-
540 INTERNAL SERVICE CHARGES Total		495,882	417,983	(77,898)
05 CASSELBERRY EMS/FIRE Total	-	2,568,239	4,309,627	1,741,389

05 FIRE DEPARTMENT

FY17 TO FY16

PROGRAM - ACCOUNT	FY15 ACTUALS	FY16 ADOPTED	FY17 REQUEST	VARIANCE
05 EMERGENCY COMMUNICATIONS				
360 MISCELLANEOUS REVENUES				
369930 REIMBURSEMENTS		(75,000)		75,000
360 MISCELLANEOUS REVENUES Total		(75,000)		75,000
510 PERSONNEL SERVICES				
510120 REGULAR SALARIES AND WAGES	1,055,467	1,124,775	1,170,299	45,524
510125 PART-TIME PERSONNEL	39,638	122,210		(122,210)
510130 OTHER PERSONAL SERVICES				-
510140 OVERTIME	400,189	300,000	300,000	-
510150 SPECIAL PAY	915			-
510210 SOCIAL SECURITY MATCHING	110,685	118,344	115,685	(2,659)
510220 RETIREMENT CONTRIBUTIONS	116,237	117,603	109,787	(7,816)
510230 HEALTH AND LIFE INSURANCE	270,646	312,028	327,979	15,951
510240 WORKERS COMPENSATION	1,598	2,475	4,083	1,608
510 PERSONNEL SERVICES Total	1,995,376	2,097,436	2,027,833	(69,602)
530 OPERATING EXPENDITURES				
530340 OTHER SERVICES		-	3,490	3,490
530400 TRAVEL AND PER DIEM				-
530401 TRAVEL - TRAINING RELATED	1,373	1,200	3,600	2,400
530410 COMMUNICATIONS	19			-
530460 REPAIRS AND MAINTENANCE				-
530510 OFFICE SUPPLIES	1,638	3,000	3,000	-
530520 OPERATING SUPPLIES	1,712	2,300	7,300	5,000
530521 EQUIPMENT \$1000-\$4999		4,000		(4,000)
530522 OPERATING SUPPLIES-TECHNOLOGY	71,570	97,230	85,828	(11,402)
530540 BOOKS, DUES PUBLICATIONS	161	4,831	4,831	-
530550 TRAINING	3,599	5,212	15,636	10,424
530 OPERATING EXPENDITURES Total	80,071	117,773	123,685	5,912
540 INTERNAL SERVICE CHARGES				
540101 INTERNAL CHARGES	78,702	148,084	93,568	(54,516)
540102 ADMIN FEE		89,725	174,229	84,504
540202 INTERNAL SER FEES-LEASED EQUIP		16,381	16,381	-
540 INTERNAL SERVICE CHARGES Total	78,702	254,189	284,178	29,988
560 CAPITAL OUTLAY				
560620 BUILDINGS		-		-
560 CAPITAL OUTLAY Total		-		-
05 EMERGENCY COMMUNICATIONS Total	2,154,149	2,394,398	2,435,696	41,298

05 FIRE DEPARTMENT

PROGRAM - ACCOUNT	FY15 ACTUALS	FY16 ADOPTED	FY17 REQUEST	FY17 TO FY16 VARIANCE
05 EMS PERFORMANCE MANAGEMENT				
530 OPERATING EXPENDITURES				
530310 PROFESSIONAL SERVICES	222,724	244,023	253,304	9,281
530340 OTHER SERVICES				-
530401 TRAVEL - TRAINING RELATED		1,250	1,250	-
530460 REPAIRS AND MAINTENANCE	125	4,500	4,500	-
530490 OTHER CHARGES/OBLIGATIONS	150	150	150	-
530510 OFFICE SUPPLIES		750	750	-
530520 OPERATING SUPPLIES	2,261	500	500	-
530521 EQUIPMENT \$1000-\$4999				-
530540 BOOKS, DUES PUBLICATIONS		325	325	-
530550 TRAINING				-
530 OPERATING EXPENDITURES Total	225,260	251,498	260,779	9,281
540 INTERNAL SERVICE CHARGES				
540101 INTERNAL CHARGES	4,578	12,109	6,296	(5,813)
540102 ADMIN FEE		7,281	2,476	(4,805)
540201 INSURANCE				-
540202 INTERNAL SER FEES-LEASED EQUIP		404	404	-
540 INTERNAL SERVICE CHARGES Total	4,578	19,794	9,176	(10,619)
05 EMS PERFORMANCE MANAGEMENT Total	229,837	271,292	269,955	(1,338)

05 FIRE DEPARTMENT

FY17 TO FY16

PROGRAM - ACCOUNT	FY15 ACTUALS	FY16 ADOPTED	FY17 REQUEST	VARIANCE
05 EMS/FIRE/RESCUE				
320 PERMITS FEES & SPECIAL ASSMTS				
324130 - WINTER SPRINGS FIRE IMPACT FEES	(317,229)			-
329170 ARBOR PERMIT				-
320 PERMITS FEES & SPECIAL ASSMTS Total	(317,229)			-
330 INTERGOVERNMENTAL REVENUE				
331230 EMPG GRANT	(27,618)	-		-
334200 EMS TRUST FUND GRANT	(256,428)	-		-
335210 FIREFIGHTERS SUPPLEMENT		(110,000)		110,000
330 INTERGOVERNMENTAL REVENUE Total	(284,045)	(110,000)		110,000
340 CHARGES FOR SERVICES				
342610 AMBULANCE TRANSPORT FEES		(5,200,000)		5,200,000
342630 FIRE INSPECTION FEES		(5,000)		5,000
342930 TRAINING CENTER FEE		(100,000)		100,000
340 CHARGES FOR SERVICES Total		(5,305,000)		5,305,000
360 MISCELLANEOUS REVENUES				
366100 CONTRIBUTIONS & DONATIONS	(940)			-
369900 MISCELLANEOUS-OTHER		(75,000)		75,000
360 MISCELLANEOUS REVENUES Total	(940)	(75,000)		75,000
399 FUND BALANCE				
399999 BEGINNING FUND BALANCE		(4,797)	(1,714,845)	(1,710,048)
399 FUND BALANCE Total		(4,797)	(1,714,845)	(1,710,048)
510 PERSONNEL SERVICES				
510120 REGULAR SALARIES AND WAGES	20,417,125	22,364,549	24,012,794	1,648,245
510140 OVERTIME	4,327,276	3,549,640	3,493,816	(55,824)
510150 SPECIAL PAY	107,185	106,600	106,600	-
510190 HOLIDAY PAY		792,792	824,742	31,950
510210 SOCIAL SECURITY MATCHING	1,822,437	1,910,892	2,104,256	193,364
510220 RETIREMENT CONTRIBUTIONS	4,822,286	5,411,323	5,845,741	434,418
510230 HEALTH AND LIFE INSURANCE	4,422,649	4,821,476	5,255,319	433,843
510240 WORKERS COMPENSATION	832,238	1,430,451	1,529,283	98,832
510 PERSONNEL SERVICES Total	36,751,195	40,387,723	43,172,551	2,784,828
530 OPERATING EXPENDITURES				
530310 PROFESSIONAL SERVICES	211,239	268,930	339,830	70,900
530340 OTHER SERVICES	282,927	328,245	322,763	(5,482)
530400 TRAVEL AND PER DIEM	799	5,500	5,500	-
530401 TRAVEL - TRAINING RELATED	7,872	36,200	36,200	-
530410 COMMUNICATIONS	4,243	4,932	4,932	-
530420 TRANSPORTATION	896	100	100	-
530430 UTILITIES - ELECTRICITY	214,486	260,000	230,000	(30,000)
530439 UTILITIES - OTHER	84,254	104,108	104,108	-
530440 RENTAL AND LEASES	5,039	6,440	6,440	-
530460 REPAIRS AND MAINTENANCE	246,742	290,860	346,362	55,502

05 FIRE DEPARTMENT

PROGRAM - ACCOUNT	FY15 ACTUALS	FY16 ADOPTED	FY17 REQUEST	FY17 TO FY16 VARIANCE
530470 PRINTING AND BINDING				-
530480 PROMOTIONAL ACTIVITIES			5,000	5,000
530490 OTHER CHARGES/OBLIGATIONS	31,903	38,700	44,585	5,885
530499 CHARGES/OBLIGATIONS-CONTINGENC				-
530510 OFFICE SUPPLIES	17,175	20,000	20,000	-
530520 OPERATING SUPPLIES	776,689	821,822	1,406,052	584,230
530521 EQUIPMENT \$1000-\$4999	193,581	190,100	141,133	(48,967)
530522 OPERATING SUPPLIES-TECHNOLOGY	206,917	126,480	113,284	(13,196)
530529 OPERATING SUPPLIES-OTHER	476,140	601,000	580,658	(20,342)
530540 BOOKS, DUES PUBLICATIONS	2,716	23,575	20,575	(3,000)
530550 TRAINING	141,344	152,800	161,800	9,000
530560 GAS/OIL/LUBE	143,371	210,000	175,000	(35,000)
530 OPERATING EXPENDITURES Total	3,048,333	3,489,792	4,064,322	574,530
540 INTERNAL SERVICE CHARGES				
540101 INTERNAL CHARGES	2,603,470	3,053,853	3,177,514	123,662
540102 ADMIN FEE	2,165,563	1,752,843	2,316,160	563,317
540201 INSURANCE	386,472	266,368	266,368	-
540202 INTERNAL SER FEES-LEASED EQUIP		93,957	93,957	-
540 INTERNAL SERVICE CHARGES Total	5,155,505	5,167,021	5,854,000	686,978
560 CAPITAL OUTLAY				
560620 BUILDINGS	13,400	65,000		(65,000)
560630 IMPROVEMENTS OTH THAN BLD	15,421	-		-
560640 EQUIPMENT		275,000		(275,000)
560642 EQUIPMENT >\$4999	5,505,013	3,610,589	4,052,350	441,761
560646 CAPITAL SOFTWARE>\$4,999	145,000	40,200		(40,200)
560650 CONSTRUCTION IN PROGRESS	67,678	122,000	3,369,917	3,247,917
560670 ROADS		-		-
560 CAPITAL OUTLAY Total	5,746,511	4,112,789	7,422,267	3,309,478
580 GRANTS & AIDS				
580811 AID TO GOVERNMENTAL AGENCIES	245,108	281,978	373,739	91,761
580833 OTHER GRANTS & AIDS/INDIVIDUAL	2,789	4,797		(4,797)
580 GRANTS & AIDS Total	247,897	286,775	373,739	86,964
599 RESERVES				
599994 RESERVE FOR CAPITAL IMPRV			1,714,845	1,714,845
599 RESERVES Total			1,714,845	1,714,845
05 EMS/FIRE/RESCUE Total	50,347,227	47,949,303	60,886,879	12,937,576

05 FIRE DEPARTMENT

PROGRAM - ACCOUNT	FY15 ACTUALS	FY16 ADOPTED	FY17 REQUEST	FY17 TO FY16 VARIANCE
05 FIRE BUSINESS OFFICE				
510 PERSONNEL SERVICES				
510120 REGULAR SALARIES AND WAGES	267,418	126,558	54,938	(71,620)
510150 SPECIAL PAY	500			-
510210 SOCIAL SECURITY MATCHING	18,595	9,682	4,341	(5,341)
510220 RETIREMENT CONTRIBUTIONS	35,399	9,188	12,506	3,318
510230 HEALTH AND LIFE INSURANCE	33,767	21,824	13,500	(8,324)
510240 WORKERS COMPENSATION	7,850	3,444	3,223	(221)
510 PERSONNEL SERVICES Total	363,529	170,696	88,508	(82,188)
530 OPERATING EXPENDITURES				
530400 TRAVEL AND PER DIEM	92			-
530401 TRAVEL - TRAINING RELATED		1,200		(1,200)
530410 COMMUNICATIONS	634			-
530490 OTHER CHARGES/OBLIGATIONS	7,383	7,653		(7,653)
530510 OFFICE SUPPLIES	81	750		(750)
530520 OPERATING SUPPLIES	123	750		(750)
530540 BOOKS, DUES PUBLICATIONS	325	1,300		(1,300)
530550 TRAINING		1,200		(1,200)
530 OPERATING EXPENDITURES Total	8,637	12,853		(12,853)
540 INTERNAL SERVICE CHARGES				
540101 INTERNAL CHARGES	43,049	67,701	34,620	(33,081)
540102 ADMIN FEE		7,438	14,066	6,628
540201 INSURANCE	58	67	67	-
540202 INTERNAL SER FEES-LEASED EQUIP		6,345	6,345	-
540 INTERNAL SERVICE CHARGES Total	43,107	81,550	55,097	(26,453)
05 FIRE BUSINESS OFFICE Total	415,273	265,099	143,605	(121,494)

05 FIRE DEPARTMENT

PROGRAM - ACCOUNT	FY15 ACTUALS	FY16 ADOPTED	FY17 REQUEST	FY17 TO FY16 VARIANCE
05 FIRE PREVENTION BUREAU				
340 CHARGES FOR SERVICES				
342600 PUBLIC SAFETY - FIRE PERMITS		(90,000)		90,000
342605 FIRE PERMITS-WS		(15,000)		15,000
340 CHARGES FOR SERVICES Total		(105,000)		105,000
510 PERSONNEL SERVICES				
510120 REGULAR SALARIES AND WAGES	370,043	370,418	432,088	61,671
510140 OVERTIME	11,356	27,928	27,928	-
510150 SPECIAL PAY	1,205	1,200	1,200	-
510210 SOCIAL SECURITY MATCHING	27,766	30,473	35,191	4,718
510220 RETIREMENT CONTRIBUTIONS	42,970	41,113	67,093	25,980
510230 HEALTH AND LIFE INSURANCE	67,694	77,472	114,873	37,401
510240 WORKERS COMPENSATION	8,333	11,279	17,450	6,171
510 PERSONNEL SERVICES Total	529,367	559,882	695,823	135,941
530 OPERATING EXPENDITURES				
530400 TRAVEL AND PER DIEM		800	800	-
530401 TRAVEL - TRAINING RELATED	878	5,020	5,020	-
530490 OTHER CHARGES/OBLIGATIONS		60	120	60
530510 OFFICE SUPPLIES	86	875	875	-
530520 OPERATING SUPPLIES	1,903	7,740	7,740	-
530521 EQUIPMENT \$1000-\$4999				-
530522 OPERATING SUPPLIES-TECHNOLOGY		10,024		(10,024)
530540 BOOKS, DUES PUBLICATIONS	7,157	10,865	10,185	(680)
530550 TRAINING	2,923	6,255	6,255	-
530 OPERATING EXPENDITURES Total	12,947	41,639	30,995	(10,644)
540 INTERNAL SERVICE CHARGES				
540101 INTERNAL CHARGES	21,880	25,591	26,003	412
540102 ADMIN FEE		23,901	46,849	22,948
540202 INTERNAL SER FEES-LEASED EQUIP		3,172	3,172	-
540 INTERNAL SERVICE CHARGES Total	21,880	52,665	76,024	23,359
05 FIRE PREVENTION BUREAU Total	564,194	549,186	802,842	253,656
Grand Total	53,710,679	53,997,517	68,848,604	14,851,086

05 FIRE DEPARTMENT POSITIONS BY PROGRAM

DEPARTMENT - PROGRAM - FUND - JOB TITLE	FTE's
05 FIRE DEPT	
05 CASSELBERRY EMS/FIRE	
11207 ASSISTANT FIRE CHIEF	1.0
11207 FIRE LIEUTENANT/PARAMEDIC	6.0
11207 FIREFIGHTER	29.0
11207 LIEUTENANT	2.0
11207 QUALITY ASSURANCE OFFICER	0.5
11207 SPECIAL PROJECTS COORDINATOR	1.0
05 CASSELBERRY EMS/FIRE Total	39.5
05 EMERGENCY COMMUNICATIONS	
00100 EMERGENCY COMM DISPATCHER	23.4
00100 EMERGENCY COMM SPECIALIST	1.0
00100 EMERGENCY COMM TEAM LEADER	4.0
00100 PROGRAM MANAGER I	1.0
00100 SR EMERGENCY COMM DISPATCHER	4.0
05 EMERGENCY COMMUNICATIONS Total	33.4
05 EMS/FIRE/RESCUE	
11200 ADMINISTRATIVE ASSISTANT	1.0
11200 ASSISTANT FIRE CHIEF	2.0
11200 ASSISTANT FIRE CHIEF (40 HR)	1.0
11200 BATTALION CHIEF	15.0
11200 CHIEF FIRE ADMINISTRATOR	1.0
11200 DATABASE COORDINATOR	2.0
11200 DIVISION CHIEF	7.0
11200 FIREFIGHTER	264.0
11200 LIEUTENANT	73.0
11200 LIEUTENANT/EMS	2.0
11200 LIEUTENANT/TRAINING	2.0
11200 LIEUTENANT/TRNG-EM/HAZDSMATLS	1.0
11200 PLANS EXAMINER	0.0
11200 PROJECT COORDINATOR II	1.0
11200 PSFTY INFO & EDUCATION OFFICER	1.0
11200 PUBLIC SAFETY SPECIALIST	1.0
11200 PUBSFTY DATA COMPLIANCEANALYST	1.0
11200 RESOURCE MANAGER (LOGISTICS)	1.0
11200 SENIOR FINANCIAL ANALYST	1.0
11200 STAFF ASSISTANT	5.0
11200 TECHNICIAN-FIRERESCUE	1.0
11200 WAREHOUSE SUPERVISOR	1.0
05 EMS/FIRE/RESCUE Total	384.0

05 FIRE DEPARTMENT POSITIONS BY PROGRAM

DEPARTMENT - PROGRAM - FUND - JOB TITLE	FTE's
05 FIRE BUSINESS OFFICE	
00100 EMS PROGRAM COORDINATOR	1.0
05 FIRE BUSINESS OFFICE Total	1.0
05 FIRE PREVENTION BUREAU	
11200 FIRE INSPECTOR I	2.0
11200 FIRE INSPECTOR II	2.0
11200 FIRE MARSHALL	1.0
11200 INSPECTOR	2.0
11200 INSPECTOR (FIRE)	1.0
11200 PLANS EXAMINER	1.0
05 FIRE PREVENTION BUREAU Total	9.0
05 FIRE DEPT Total	466.9

FIRE DEPT

05 - 1

05 EMERGENCY COMMUNICATIONS - 11560 2014 INFRASTRUCTURE SALES TAX

CAD PROJECT

Priority: 1 of 7

Justification: (Limit to 1 Page)

The Computer Aided Dispatch (CAD) Project provides an enhanced technological platform for the deployment and management of fire-rescue resources. The Project encompasses the acquisition of multiple software packages with attendant hardware acquisitions to replace and upgrade legacy systems with contemporary, proven informational technology enhancements.

The goal of the Project is to provide a fully interoperable system for the delivery of essential public safety service by the Fire Departments within Seminole County from call receipt thru incident mitigation utilizing only the necessary incident management resources in an efficient and effective deployment. Resources are dynamically tracked and deployed utilizing sophisticated routing algorithms to assure the closest, most appropriate units are ordered up for assignment and then dispatched to emergency incidents thus providing expedient delivery of life-saving service(s).

The current CAD system, purchased in 2009, will be at least 8 years old by replacement. It is limited in its features and is not evolving to meet even contemporary needs. It has become a lower tier product of the new owning company and support for the product has been reduced through layoffs and reassignments of support staff post the acquisition. The June, 2015 TriData Consultant Report recommended "Initiate a project to replace the computer aided dispatch system with a redundant configuration and improved vendor support; transition internally-developed applications to vendor provided and supported platforms."

This acquisition complements recent enhancements made to the 911 reporting system and in the voice radio transmissions thru the new digital 800 mhz. trunked radio system. This Project is the last link in the County's efforts to fully modernize and provide redundancies in the technology utilized to assign and manage public safety resources for the residents and visitors to Seminole County.

Estimated costs for this project are \$3.5 million for software and hardware with annual licensing and maintenance fees for software obviously dependent upon the CAD vendor selected. An additional \$200K, is being funded through the E-911 Fund for the design and replacement of workstations as well as replacement/upgrade/remodel of existing platforms.

Additional Staff Required (List FTEs in Justification): #
Additional Equipment or Vehicle Needs (List in Justification): YES NO

FIVE YEAR FINANCIAL IMPACT

FISCAL YEAR	EXPENDITURE INCREASES	EXPENDITURE SAVINGS	REVENUES	NET	NOTES
FY 2016/17	3,700,000			3,700,000	\$200K for ECC Remodel
FY 2017/18				-	
FY 2018/19				-	
FY 2019/20				-	
FY 2020/21				-	
TOTAL				3,700,000	

Status: UNFUNDED STATUS DETERMINED BY COUNTY MANAGEMENT

FIRE DEPT

05 - 2

05 EMS/FIRE/RESCUE - 11200 FIRE PROTECTION FUND

(6) FireFighter Overhires to Reduce Overtime Costs

Priority: 2 of 7

Justification: (Limit to 1 Page)

This request is for six (6) new Firefighter Overhires that will help reduce overtime costs. The positions will be hired at an average salary of approximately \$50,000 each (including paramedic incentives). The new hires are expected to start at the beginning Q2 FY17. Overtime savings will not begin until Q3 FY17 as new hires are required to complete a 3 month training/orientation period. The savings projected below is based on 9 months of salaries and 6 months of overtime savings for FY17.

The six (6) over hires would be utilized and assigned to two (2) per shift (A,B,C) to offset unscheduled leave, military leave, workman comp on-duty and off -duty injuries which causes normal staffing levels to be reduced creating overtime vacancies to be filled. Two additional Firefighters per shift would help facilitate reducing the hiring of overtime Firefighters to fill outside normal allowable scheduled due to unforeseen circumstances noted above.

Consequences of not funding: The cost of OT will remain at a higher level, unless a solution can be found to reduce the number of vacancies.

The cost of PPE (\$7,004/firefighter) for the overhires during the initial fiscal year (FY17) will result in a lower savings for that year.

Additional Staff Required (List FTEs in Justification): 6

Additional Equipment or Vehicle Needs (List in Justification): YES NO

FIVE YEAR FINANCIAL IMPACT

FISCAL YEAR	SALARY COST	OT REDUCTION*	REVENUES	NET SAVINGS	NOTES
FY17 PARTIAL YEAR	225,000	200,000		25,000	HIRE JAN - OT SAVINGS MAR
FY18 AND BEYOND	300,000	400,000		(100,000)	

Status: FUNDED

STATUS DETERMINED BY COUNTY MANAGEMENT

*The overtime account line (510140) was reduced \$400k years 2-5 with an additional \$150k reduction in OT related fringes.

FIRE DEPT

05 - 3

05 EMS/FIRE/RESCUE - 11200 FIRE PROTECTION FUND

Replacement PPE (Personal Protective Equipment)

Priority: **3** **of** **7**

Justification: (Limit to 1 Page)

Replace old and worn Personal Protective Equipment (PPE) that is becoming unserviceable, and to meet the intent of related NFPA standards.

This request is to replace 361 ensembles which are inclusive of turnout coats, turnout pants, gloves, hoods, and boots for 361 firefighters to be in compliance with NFPA 1851's "ten-year" requirement, and ability to provide proper protective clothing (PPE).

Consequences of Not Funding: Inability to provide adequate protective clothing.

The prior PPE purchase occurred during FY10 and FY11 at a cost slightly above \$1M.

**10% of total \$928,949 cost (\$192,894) is attributable to FS 21 and FS 25 - Casselberry

Additional Staff Required (List FTEs in Justification): **#**
Additional Equipment or Vehicle Needs (List in Justification): YES NO

FIVE YEAR FINANCIAL IMPACT

FISCAL YEAR	EXPENDITURE INCREASES	EXPENDITURE SAVINGS	REVENUES	NET	NOTES
FY 2016/17	464,474			464,474	\$46,447 for Casselberry
FY 2017/18	464,474			464,474	\$46,447 for Casselberry
FY 2018/19				-	
FY 2019/20				-	
FY 2020/21				-	
TOTAL				928,948	

Status: FUNDED **STATUS DETERMINED BY COUNTY MANAGEMENT**

FIRE DEPT

05 - 4

05 EMS/FIRE/RESCUE - 11200 FIRE PROTECTION FUND

Capital Facilities Sustainment Project

Priority: 4 of 7

Justification: (Limit to 1 Page)

Annual allotment of \$200K to be used for maintenance/rehab/sustainment projects at Fire Stations and the Fire Training Center that are not covered by Facilities Planned Work program (i.e. these funds would not be for scheduled pro-active projects such as HVAC, Roof, etc).

These projects will be managed by the Public Works Facilities Program.

Additional Staff Required (List FTEs in Justification): #

Additional Equipment or Vehicle Needs (List in Justification): YES NO

FIVE YEAR FINANCIAL IMPACT

FISCAL YEAR	EXPENDITURE INCREASES	EXPENDITURE SAVINGS	REVENUES	NET	NOTES
FY 2016/17	200,000			200,000	
FY 2017/18	200,000			200,000	
FY 2018/19	200,000			200,000	
FY 2019/20	200,000			200,000	
FY 2020/21	200,000			200,000	
TOTAL				1,000,000	

Status: FUNDED

STATUS DETERMINED BY COUNTY MANAGEMENT

FIRE DEPT**05 - 5****05 EMS/FIRE/RESCUE - 11200 FIRE PROTECTION FUND****Fire Hose Replacement (2 Year Initiative)****Priority:** 5 of 7**Justification:** (Limit to 1 Page)

> **Fire Hose Replacement- \$45,000** : Replacement of fire hose that is 10 years old. This hose is a fabric-covered, flexible hose used to bring water from the fire apparatus to the nozzle.

> **Attack Fire Hose - \$49,000** : Replacement of fire attack (1¾) hose that is 10 years old. This hose is a fabric-covered, flexible hose used to bring water from the fire apparatus to the nozzle. This hose has an inside diameter 1¾ and is designed to operate at pressures up to about 400 psi. The standard length is 50 ft.

> **LDH hose replacement - \$49,875 (2-3 yr project)**: Replacement of LDH used on our apparatus to provide an uninterrupted water supply to our crews during firefighting operations. Our current LDH is approaching 10 years of age and in need of replacement to maintain safe fireground operations. (2-3 year project)

> **Fire Hose for Burn Team/Woods Trucks - \$10,800**: This hose is for the 8 Woods Trucks. These units are required to extinguish wildland fires as well as control and overhaul prescribed burns. The purpose of the request is to replace damaged hose or hose that did not pass annual testing.

Additional Staff Required (List FTEs in Justification): #
Additional Equipment or Vehicle Needs (List in Justification): YES NO

FIVE YEAR FINANCIAL IMPACT

FISCAL YEAR	EXPENDITURE INCREASES	EXPENDITURE SAVINGS	REVENUES	NET	NOTES
FY 2016/17	100,000			100,000	
FY 2017/18	54,675			54,675	
FY 2018/19				-	
FY 2019/20				-	
FY 2020/21				-	
			TOTAL	154,675	

Status: FUNDED STATUS DETERMINED BY COUNTY MANAGEMENT

FIRE DEPT

05 - 6

05 EMS/FIRE/RESCUE - 11200 FIRE PROTECTION FUND

Replacement SCBA Compressors at FS 27 and FS 42

Priority: 6 of 7

Justification: (Limit to 1 Page)

Our SCBA compressors were purchased at a time where the working pressures on the bottles being filled were originally 2216 PSI, we now fill bottles to 5500 PSI. This new high pressure demand with old filling technology causes the bottles to fill slowly and uses up the storage capacity in the cascade bottles quickly.

The compressors must meet or exceed State, Federal, and industrial mandates. Should have enough stored air to fill at least 8 bottles without having the compressor run. The system should have a booster pump to help when the system is low. The system should monitor all required poisonous gases and moisture and alarm when needed as well as be able to safely contain an SCBA cylinder in the case of explosion.

Surplusing of replaced compressors at fair market value will partially offset cost of purchase.

This request is year 2 of a 3 year project. \$110k is budgeted and being expended in FY16.

The Fire Department has a total of 6 SCBA Compressors, one within each Battalion, one at the training center, and the mobile unit. This multi-year replacement initiative will bring all of the SCBA Compressors up to the appropriate standards.

Additional Staff Required (List FTEs in Justification): #
Additional Equipment or Vehicle Needs (List in Justification): YES NO

FIVE YEAR FINANCIAL IMPACT

FISCAL YEAR	EXPENDITURE INCREASES	EXPENDITURE SAVINGS	REVENUES	NET	NOTES
FY 2016/17	110,000			110,000	year 2 of 3 year project
FY 2017/18	110,000			110,000	year 3 of 3 year project
FY 2018/19				-	
FY 2019/20				-	
FY 2020/21				-	
TOTAL				220,000	

Status: FUNDED STATUS DETERMINED BY COUNTY MANAGEMENT



BUDGET DOCUMENT

06 COMMUNITY SERVICES DEPARTMENT

CHILD MENTAL HEALTH INITIATIVE
COMMUNITY DEVELOPMENT GRANTS
COMMUNITY SERVICES BUSINESS OFFICE
COUNTY HEALTH DEPARTMENT
COUNTY LOW INCOME ASSISTANCE
GRANT LOW INCOME ASSISTANCE
MANDATED SERVICES - COMMUNITY
SUBSTANCE AND DRUG ABUSE
TEEN COURT
VETERANS' SERVICES



06 COMMUNITY SERVICES DEPARTMENT

FUND - PROGRAM	FY15 ACTUALS	FY16 ADOPTED	FY17 REQUEST	FY17 TO FY16 VARIANCE
01 GENERAL FUNDS				
06 COMMUNITY DEVELOPMENT GRANTS				-
06 COMMUNITY SVCS BUSINESS OFFICE	591,892	678,034	942,710	264,676
06 COUNTY HEALTH DEPARTMENT	1,060,031	1,274,383	1,316,863	42,480
06 COUNTY LOW INCOME ASSISTANCE	2,131,204	2,285,160	2,505,893	220,733
06 MANDATED SERVICES - COMMUNITY	5,662,340	5,948,331	6,079,483	131,152
06 VETERANS' SERVICES	178,678	159,966	218,251	58,285
01 GENERAL FUNDS Total	9,624,145	10,345,873	11,063,199	717,326
09 COURT RELATED FUNDS				
06 TEEN COURT	192,672	154,353	160,883	6,530
09 COURT RELATED FUNDS Total	192,672	154,353	160,883	6,530
11 GRANT FUNDS				
06 CHILD MENTAL HEALTH INITIATIVE	2,197,143	1,000,000		(1,000,000)
06 COMMUNITY DEVELOPMENT GRANTS	4,775,187	4,885,693	158,292	(4,727,401)
06 COUNTY LOW INCOME ASSISTANCE				-
06 GRANT LOW INCOME ASSISTANCE	743,474	800,497	116,719	(683,778)
11 GRANT FUNDS Total	7,715,804	6,686,190	275,011	(6,411,179)
13 SPECIAL REVENUE FUNDS				
06 SUBSTANCE AND DRUG ABUSE	45,860	119,885	148,169	28,284
13 SPECIAL REVENUE FUNDS Total	45,860	119,885	148,169	28,284
Grand Total	17,578,482	17,306,301	11,647,261	(5,659,039)

06 COMMUNITY SERVICES DEPARTMENT

PROGRAM - ACCOUNT	FY15 ACTUALS	FY16 ADOPTED	FY17 REQUEST	FY17 TO FY16 VARIANCE
06 CHILD MENTAL HEALTH INITIATIVE				
330 INTERGOVERNMENTAL REVENUE				
331692 CHILD MENTAL HEALTH INITIATIVE	(2,197,143)	(1,000,000)		1,000,000
330 INTERGOVERNMENTAL REVENUE Total	(2,197,143)	(1,000,000)		1,000,000
530 OPERATING EXPENDITURES				
530400 TRAVEL AND PER DIEM	26,694	30,000		(30,000)
530401 TRAVEL - TRAINING RELATED				-
530402 TRAVEL - TRAINING NON-EMPLOYEE				-
530499 CHARGES/OBLIGATIONS-CONTINGENC				-
530550 TRAINING				-
530 OPERATING EXPENDITURES Total	26,694	30,000		(30,000)
580 GRANTS & AIDS				
580821 AID TO PRIVATE ORGANIZATIONS	2,170,449	970,000		(970,000)
580 GRANTS & AIDS Total	2,170,449	970,000		(970,000)
06 CHILD MENTAL HEALTH INITIATIVE Total	(0)	-		-

06 COMMUNITY SERVICES DEPARTMENT

FY17 TO FY16

PROGRAM - ACCOUNT	FY15 ACTUALS	FY16 ADOPTED	FY17 REQUEST	VARIANCE
06 COMMUNITY DEVELOPMENT GRANTS				
330 INTERGOVERNMENTAL REVENUE				
331540 COMMUNITY DEVELPMNT BLK GT	(1,811,945)	(2,022,138)	(65,927)	1,956,211
331550 EMERGENCY SHELTER GRANT	(157,836)	(151,092)		151,092
331570 NEIGHBORHOOD STABILIZATION	(294,470)	(56,345)	(64,727)	(8,382)
331590 HOME PROGRAM CF	(1,249,749)	(480,339)		480,339
335520 SHIP PROGRAM REVENUE	(709,438)	(2,174,579)	(27,638)	2,146,941
330 INTERGOVERNMENTAL REVENUE Total	(4,223,437)	(4,884,493)	(158,292)	4,726,201
360 MISCELLANEOUS REVENUES				
361100 INTEREST ON INVESTMENTS	(7,595)			-
361120 SHIP MORTGAGE INTEREST	(298)			-
369120 SHIP MORTGAGE PRINCIPAL	(407,572)			-
369900 MISCELLANEOUS-OTHER	(1,010)	-		-
369950 NSP RESALES/PROGRAM INCOME	(123,919)	-		-
369955 NON-CASH NSP PROGRAM INCOME	(11,355)	-		-
360 MISCELLANEOUS REVENUES Total	(551,750)	-		-
399 FUND BALANCE				
399999 BEGINNING FUND BALANCE				-
399 FUND BALANCE Total				-
510 PERSONNEL SERVICES				
510120 REGULAR SALARIES AND WAGES	211,423	128,269	110,148	(18,121)
510130 OTHER PERSONAL SERVICES				-
510150 SPECIAL PAY	2,695	1,200	1,200	-
510210 SOCIAL SECURITY MATCHING	16,819	9,812	8,427	(1,385)
510220 RETIREMENT CONTRIBUTIONS	15,773	9,312	8,841	(471)
510230 HEALTH AND LIFE INSURANCE	19,882	17,084	28,560	11,476
510240 WORKERS COMPENSATION	1,841	884	1,116	232
511000 CONTRA PERSONAL SERVICES	-			-
510 PERSONNEL SERVICES Total	268,433	166,561	158,292	(8,269)
530 OPERATING EXPENDITURES				
530340 OTHER SERVICES	27,318	6,500		(6,500)
530400 TRAVEL AND PER DIEM	1,750	5,479		(5,479)
530401 TRAVEL - TRAINING RELATED	4,020	5,500		(5,500)
530420 TRANSPORTATION	547	1,500		(1,500)
530440 RENTAL AND LEASES	47,469	38,413		(38,413)
530480 PROMOTIONAL ACTIVITIES				-
530490 OTHER CHARGES/OBLIGATIONS	50,993	45,710		(45,710)
530499 CHARGES/OBLIGATIONS-CONTINGENC	-	96,361		(96,361)
530510 OFFICE SUPPLIES	2,972	3,400		(3,400)
530520 OPERATING SUPPLIES	2,509	2,600		(2,600)
530522 OPERATING SUPPLIES-TECHNOLOGY				-
530540 BOOKS, DUES PUBLICATIONS	6,171	5,150		(5,150)
530550 TRAINING	5,931	8,000		(8,000)
530 OPERATING EXPENDITURES Total	149,679	218,613		(218,613)

06 COMMUNITY SERVICES DEPARTMENT

PROGRAM - ACCOUNT	FY15 ACTUALS	FY16 ADOPTED	FY17 REQUEST	FY17 TO FY16 VARIANCE
540 INTERNAL SERVICE CHARGES				
540101 INTERAL CHARGES	196,473	417,453		(417,453)
540 INTERNAL SERVICE CHARGES Total	196,473	417,453		(417,453)
580 GRANTS & AIDS				
580811 AID TO GOVERNMENTAL AGENCIES	6,482	-		-
580821 AID TO PRIVATE ORGANIZATIONS	1,419,760	658,504		(658,504)
580830 GROVE COUNSELING CENTER				-
580833 OTHER GRANTS & AIDS/INDIVIDUAL	2,723,006	3,424,562		(3,424,562)
580834 NON-CASH NSPDPA	11,355	-		-
580 GRANTS & AIDS Total	4,160,603	4,083,066		(4,083,066)
06 COMMUNITY DEVELOPMENT GRANTS Total	(0)	1,200	-	(1,200)

06 COMMUNITY SERVICES DEPARTMENT

FY17 TO FY16

PROGRAM - ACCOUNT

FY15 ACTUALS

FY16 ADOPTED

FY17 REQUEST

VARIANCE

06 COMMUNITY SVCS BUSINESS OFFICE

510 PERSONNEL SERVICES

510120 REGULAR SALARIES AND WAGES	491,461	512,077	515,035	2,958
510150 SPECIAL PAY	2,700	2,700	2,700	-
510210 SOCIAL SECURITY MATCHING	37,041	39,174	40,361	1,187
510220 RETIREMENT CONTRIBUTIONS	51,913	53,252	56,117	2,865
510230 HEALTH AND LIFE INSURANCE	76,827	86,312	98,340	12,028
510240 WORKERS COMPENSATION	1,906	2,584	2,946	362
511000 CONTRA PERSONAL SERVICES	(111,954)	(129,531)	(100,000)	29,531
510 PERSONNEL SERVICES Total	549,894	566,568	615,499	48,931

530 OPERATING EXPENDITURES

530340 OTHER SERVICES				-
530400 TRAVEL AND PER DIEM	228	300	300	-
530401 TRAVEL - TRAINING RELATED	1,844	1,131	1,131	-
530420 TRANSPORTATION	163	300	300	-
530460 REPAIRS AND MAINTENANCE		100	100	-
530490 OTHER CHARGES/OBLIGATIONS	4,958	300	300	-
530510 OFFICE SUPPLIES	823	800	800	-
530520 OPERATING SUPPLIES	1,769	5,136	4,500	(636)
530521 EQUIPMENT \$1000-\$4999				-
530540 BOOKS, DUES PUBLICATIONS		3,151	3,151	-
530550 TRAINING	366	1,500	1,500	-
530 OPERATING EXPENDITURES Total	10,150	12,718	12,082	(636)

540 INTERNAL SERVICE CHARGES

540101 INTERNAL CHARGES	31,324	67,758	54,092	(13,666)
540102 ADMIN FEE		23,738	253,784	230,046
540201 INSURANCE	525	504	504	-
540202 INTERNAL SER FEES-LEASED EQUIP		6,748	6,748	0
540 INTERNAL SERVICE CHARGES Total	31,849	98,748	315,129	216,381

06 COMMUNITY SVCS BUSINESS OFFICE Total	591,892	678,034	942,710	264,676
--	----------------	----------------	----------------	----------------

06 COMMUNITY SERVICES DEPARTMENT

PROGRAM - ACCOUNT	FY15 ACTUALS	FY16 ADOPTED	FY17 REQUEST	FY17 TO FY16 VARIANCE
06 COUNTY HEALTH DEPARTMENT				
530 OPERATING EXPENDITURES				
530340 OTHER SERVICES	924,761	1,077,970	1,077,970	-
530521 EQUIPMENT \$1000-\$4999				-
530 OPERATING EXPENDITURES Total	924,761	1,077,970	1,077,970	-
540 INTERNAL SERVICE CHARGES				
540101 INTERNAL CHARGES	113,441	146,230	208,635	62,405
540102 ADMIN FEE		31,344	11,419	(19,925)
540201 INSURANCE	21,829	18,839	18,839	-
540 INTERNAL SERVICE CHARGES Total	135,270	196,413	238,893	42,480
560 CAPITAL OUTLAY				
560650 CONSTRUCTION IN PROGRESS				-
560 CAPITAL OUTLAY Total				-
06 COUNTY HEALTH DEPARTMENT Total	1,060,031	1,274,383	1,316,863	42,480

06 COMMUNITY SERVICES DEPARTMENT

PROGRAM - ACCOUNT	FY15 ACTUALS	FY16 ADOPTED	FY17 REQUEST	FY17 TO FY16 VARIANCE
06 COUNTY LOW INCOME ASSISTANCE				
510 PERSONNEL SERVICES				
510120 REGULAR SALARIES AND WAGES	625,593	890,921	956,571	65,650
510150 SPECIAL PAY	1,205	5,700	5,700	-
510210 SOCIAL SECURITY MATCHING	46,256	68,155	74,970	6,815
510220 RETIREMENT CONTRIBUTIONS	52,570	73,185	75,883	2,698
510230 HEALTH AND LIFE INSURANCE	123,682	183,320	217,057	33,737
510240 WORKERS COMPENSATION	1,299	3,736	4,845	1,109
511000 CONTRA PERSONAL SERVICES	(84,519)	(202,356)	(200,000)	2,356
510 PERSONNEL SERVICES Total	766,086	1,022,662	1,135,026	112,364
530 OPERATING EXPENDITURES				
530340 OTHER SERVICES				-
530400 TRAVEL AND PER DIEM	1,344			-
530401 TRAVEL - TRAINING RELATED		1,385	1,385	-
530420 TRANSPORTATION	77	200	200	-
530460 REPAIRS AND MAINTENANCE		100	100	-
530490 OTHER CHARGES/OBLIGATIONS	441			-
530510 OFFICE SUPPLIES	905	700	700	-
530520 OPERATING SUPPLIES	458	500	500	-
530540 BOOKS, DUES PUBLICATIONS	241			-
530550 TRAINING	151	741	741	-
530 OPERATING EXPENDITURES Total	3,616	3,626	3,626	-
540 INTERNAL SERVICE CHARGES				
540101 INTERNAL CHARGES	56,578	69,384	152,931	83,547
540102 ADMIN FEE		74,496	99,317	24,821
540201 INSURANCE	338	393	393	-
540202 INTERNAL SER FEES-LEASED EQUIP		7,210	7,210	0
540 INTERNAL SERVICE CHARGES Total	56,916	151,482	259,851	108,368
580 GRANTS & AIDS				
580821 AID TO PRIVATE ORGANIZATIONS	813,233	679,040	679,040	-
580830 GROVE COUNSELING CENTER				-
580833 OTHER GRANTS & AIDS/INDIVIDUAL	491,353	428,350	428,350	-
580 GRANTS & AIDS Total	1,304,586	1,107,390	1,107,390	-
06 COUNTY LOW INCOME ASSISTANCE Total	2,131,204	2,285,160	2,505,893	220,733

06 COMMUNITY SERVICES DEPARTMENT

PROGRAM - ACCOUNT	FY15 ACTUALS	FY16 ADOPTED	FY17 REQUEST	FY17 TO FY16 VARIANCE
06 GRANT LOW INCOME ASSISTANCE				
330 INTERGOVERNMENTAL REVENUE				
331500 SHELTER PLUS CARE AGREEMENT	(406,729)	(475,018)	(61,875)	413,143
331540 COMMUNITY DEVELOPMNT BLK GT	(60,000)	(50,000)		50,000
331690 FEDERAL GRANT HUMAN SERVICES	(276,744)	(275,479)	(54,844)	220,635
334690 OTHER HUMAN SERVICES GRANTS		-		-
330 INTERGOVERNMENTAL REVENUE Total	(743,474)	(800,497)	(116,719)	683,778
510 PERSONNEL SERVICES				
510120 REGULAR SALARIES AND WAGES	63,502	79,747	80,218	471
510130 OTHER PERSONAL SERVICES				-
510150 SPECIAL PAY				-
510210 SOCIAL SECURITY MATCHING	4,780	6,100	6,136	36
510220 RETIREMENT CONTRIBUTIONS	4,602	5,790	5,824	34
510230 HEALTH AND LIFE INSURANCE	11,395	17,014	23,088	6,074
510240 WORKERS COMPENSATION	371	828	1,453	625
510 PERSONNEL SERVICES Total	84,649	109,478	116,719	7,241
530 OPERATING EXPENDITURES				
530340 OTHER SERVICES	695	38,100		(38,100)
530400 TRAVEL AND PER DIEM	609			-
530401 TRAVEL - TRAINING RELATED	1,525	950		(950)
530420 TRANSPORTATION				-
530440 RENTAL AND LEASES	3,109	16,731		(16,731)
530490 OTHER CHARGES/OBLIGATIONS	4,088	11,623		(11,623)
530499 CHARGES/OBLIGATIONS-CONTINGENC	-			-
530510 OFFICE SUPPLIES	384	1,800		(1,800)
530520 OPERATING SUPPLIES	2,888	4,050		(4,050)
530522 OPERATING SUPPLIES-TECHNOLOGY	6,742			-
530540 BOOKS, DUES PUBLICATIONS	2,125	1,500		(1,500)
530550 TRAINING	8,055	8,150		(8,150)
530 OPERATING EXPENDITURES Total	30,220	82,904		(82,904)
540 INTERNAL SERVICE CHARGES				
540101 INTERAL CHARGES		20,801		(20,801)
540 INTERNAL SERVICE CHARGES Total		20,801		(20,801)
580 GRANTS & AIDS				
580821 AID TO PRIVATE ORGANIZATIONS	-	30,000		(30,000)
580833 OTHER GRANTS & AIDS/INDIVIDUAL	628,605	557,314		(557,314)
580 GRANTS & AIDS Total	628,605	587,314		(587,314)
06 GRANT LOW INCOME ASSISTANCE Total	-	-	-	-

06 COMMUNITY SERVICES DEPARTMENT

PROGRAM - ACCOUNT	FY15 ACTUALS	FY16 ADOPTED	FY17 REQUEST	FY17 TO FY16 VARIANCE
06 MANDATED SERVICES - COMMUNITY				
530 OPERATING EXPENDITURES				
530310 PROFESSIONAL SERVICES	25,025	28,700	28,700	-
530340 OTHER SERVICES	873,800	891,000	1,016,000	125,000
530 OPERATING EXPENDITURES Total	898,825	919,700	1,044,700	125,000
540 INTERNAL SERVICE CHARGES				
540101 INTERNAL CHARGES	227			-
540102 ADMIN FEE		166,856	61,008	(105,848)
540201 INSURANCE	378	363	363	-
540 INTERNAL SERVICE CHARGES Total	605	167,219	61,371	(105,848)
580 GRANTS & AIDS				
580833 OTHER GRANTS & AIDS/INDIVIDUAL	4,762,911	4,861,412	4,973,412	112,000
580 GRANTS & AIDS Total	4,762,911	4,861,412	4,973,412	112,000
06 MANDATED SERVICES - COMMUNITY Total	5,662,340	5,948,331	6,079,483	131,152

06 COMMUNITY SERVICES DEPARTMENT

PROGRAM - ACCOUNT	FY15 ACTUALS	FY16 ADOPTED	FY17 REQUEST	FY17 TO FY16 VARIANCE
06 SUBSTANCE AND DRUG ABUSE				
530 OPERATING EXPENDITURES				
530490 OTHER CHARGES/OBLIGATIONS	3,000	3,000	3,000	-
530499 CHARGES/OBLIGATIONS-CONTINGENC		67,885	96,169	28,284
530520 OPERATING SUPPLIES	3,735	4,000	4,000	-
530 OPERATING EXPENDITURES Total	6,735	74,885	103,169	28,284
580 GRANTS & AIDS				
580833 OTHER GRANTS & AIDS/INDIVIDUAL	39,125	45,000	45,000	-
580 GRANTS & AIDS Total	39,125	45,000	45,000	-
06 SUBSTANCE AND DRUG ABUSE Total	45,860	119,885	148,169	28,284

06 COMMUNITY SERVICES DEPARTMENT

PROGRAM - ACCOUNT	FY15 ACTUALS	FY16 ADOPTED	FY17 REQUEST	FY17 TO FY16 VARIANCE
06 TEEN COURT				
510 PERSONNEL SERVICES				
510120 REGULAR SALARIES AND WAGES	123,457	90,080	89,879	(201)
510140 OVERTIME		600	600	-
510150 SPECIAL PAY	150			-
510210 SOCIAL SECURITY MATCHING	9,279	6,937	6,922	(15)
510220 RETIREMENT CONTRIBUTIONS	10,155	6,583	6,569	(14)
510230 HEALTH AND LIFE INSURANCE	22,682	17,066	22,968	5,902
510240 WORKERS COMPENSATION	2,099	2,406	4,037	1,631
510 PERSONNEL SERVICES Total	167,823	123,672	130,975	7,303
530 OPERATING EXPENDITURES				
530340 OTHER SERVICES				-
530400 TRAVEL AND PER DIEM	18	242	242	-
530401 TRAVEL - TRAINING RELATED		242	242	-
530510 OFFICE SUPPLIES	476	1,004	1,004	-
530520 OPERATING SUPPLIES	453	1,309	1,309	-
530540 BOOKS, DUES PUBLICATIONS	200	262	262	-
530550 TRAINING	151	388	388	-
530 OPERATING EXPENDITURES Total	1,298	3,447	3,447	-
540 INTERNAL SERVICE CHARGES				
540101 INTERNAL CHARGES	192	1,113	341	(772)
540202 INTERNAL SER FEES-LEASED EQUIP				-
540 INTERNAL SERVICE CHARGES Total	192	1,113	341	(772)
580 GRANTS & AIDS				
580833 OTHER GRANTS & AIDS/INDIVIDUAL	23,360	26,120	26,120	-
580 GRANTS & AIDS Total	23,360	26,120	26,120	-
06 TEEN COURT Total	192,672	154,353	160,883	6,530

06 COMMUNITY SERVICES DEPARTMENT

PROGRAM - ACCOUNT	FY15 ACTUALS	FY16 ADOPTED	FY17 REQUEST	FY17 TO FY16 VARIANCE
06 VETERANS' SERVICES				
510 PERSONNEL SERVICES				
510120 REGULAR SALARIES AND WAGES	127,901	108,611	144,984	36,373
510150 SPECIAL PAY	940	1,200	1,200	-
510210 SOCIAL SECURITY MATCHING	9,283	8,309	11,414	3,105
510220 RETIREMENT CONTRIBUTIONS	9,280	7,885	10,832	2,947
510230 HEALTH AND LIFE INSURANCE	22,113	14,480	24,516	10,036
510240 WORKERS COMPENSATION	156	174	403	229
510 PERSONNEL SERVICES Total	169,673	140,659	193,349	52,690
530 OPERATING EXPENDITURES				
530401 TRAVEL - TRAINING RELATED	1,362	1,529	1,529	-
530420 TRANSPORTATION	162			-
530510 OFFICE SUPPLIES	246	371	371	-
530520 OPERATING SUPPLIES	355	350	350	-
530540 BOOKS, DUES PUBLICATIONS	80	200	200	-
530550 TRAINING	471	250	250	-
530 OPERATING EXPENDITURES Total	2,676	2,700	2,700	-
540 INTERNAL SERVICE CHARGES				
540101 INTERNAL CHARGES	6,329	9,375	5,542	(3,833)
540102 ADMIN FEE		5,821	15,249	9,428
540202 INTERNAL SER FEES-LEASED EQUIP		1,211	1,211	0
540 INTERNAL SERVICE CHARGES Total	6,329	16,407	22,002	5,595
580 GRANTS & AIDS				
580833 OTHER GRANTS & AIDS/INDIVIDUAL		200	200	-
580 GRANTS & AIDS Total		200	200	-
06 VETERANS' SERVICES Total	178,678	159,966	218,251	58,285
Grand Total	9,862,677	10,621,311	11,372,250	750,940

06 COMMUNITY SERVICES DEPARTMENT

POSITIONS BY PROGRAM

DEPARTMENT - PROGRAM - FUND - JOB TITLE	FTE's
06 COMMUNITY SERVICES DEPT	
06 COMMUNITY DEVELOPMENT GRANTS	
11920 PROGRAM MANAGER I	0.5
11926 PROJECT MANAGER I-SANFORD	1.0
12015 PROGRAM MANAGER I	0.5
06 COMMUNITY DEVELOPMENT GRANTS Total	2.0
06 COMMUNITY SVCS BUSINESS OFFICE	
00100 ACCOUNTING CLERK	1.0
00100 ADMINISTRATIVE ASSISTANT	1.0
00100 DIRECTOR OF COMMUNITY SERVICES	1.0
00100 FINANCIAL (BUS) ADMINISTRATOR	1.0
00100 GRANT CONTRACT & FIN COORDNTR	1.0
00100 PROGRAM MANAGER I	1.0
00100 PROJECT COORDINATOR I	1.0
00100 PROJECT MANAGER I	2.0
06 COMMUNITY SVCS BUSINESS OFFICE Total	9.0
06 COUNTY LOW INCOME ASSISTANCE	
00100 CASE MANAGEMENT SUPERVISOR	1.0
00100 CASE MANAGER	3.0
00100 COMM DEV DIV MANAGER	1.0
00100 COMMUNITY ASSISTANCE DIV MGR	1.0
00100 CUSTOMER SERVICE REP	2.0
00100 HUD ADMINISTRATOR	1.0
00100 PROGRAM MANAGER I	1.0
00100 PROGRAM MANAGER I (SHIP)	1.0
00100 PROGRAM SPECIALIST	2.0
00100 PROJECT COORDINATOR I	2.0
00100 PROJECT MANAGER I	3.0
00100 PROJECT MANAGER II	1.0
06 COUNTY LOW INCOME ASSISTANCE Total	19.0
06 GRANT LOW INCOME ASSISTANCE	
11905 TEMPORARY SPC CASE MANAGER	1.0
11919 PROJECT MANAGER I (SPC)	1.0
06 GRANT LOW INCOME ASSISTANCE Total	2.0
06 TEEN COURT	
12302 TEEN COURT OFFICER	1.0

06 COMMUNITY SERVICES DEPARTMENT POSITIONS BY PROGRAM

DEPARTMENT - PROGRAM - FUND - JOB TITLE	FTE's
12302 TEEN COURT SUPERVISOR	1.0
06 TEEN COURT Total	2.0
06 VETERANS' SERVICES	
00100 ASST VETERAN SERVICE OFFICER	1.0
00100 CASE MANAGER	1.0
00100 VETERAN SERVICE OFFICER	1.0
06 VETERANS' SERVICES Total	3.0
06 COMMUNITY SERVICES DEPT Total	37.0

COMMUNITY SERVICES DEPT**06 - 01****06 COMMUNITY SVCS BUSINESS OFFICE - 00100 GENERAL FUND****NEW HOMELESS ADVOCATE PROGRAM MANAGER 1 (D4)****Priority: 01 of 2****Justification:** (Limit to 1 Page)

This position is responsible for providing comprehensive assistance and liaison service for homeless persons. This position will also be involved in special projects related to homelessness, transitional housing and grant development.

The services provided will include but are not limited to: crisis intervention, assistance preventing homelessness and overall coordination of homeless issues for Seminole County. The position is responsible for accomplishing assigned functions according to established schedules, calendars, projects, and programs of the assigned department in reference to homelessness. Homelessness is a fast paced community issue that requires dedicated and focused attention. The staff will work to identify new funding opportunities and serve as support to the Seminole County Homeless Foundation.

Consequences if not funded: In the current employee structure, the duties are being split among several personnel which creates gaps in services for this vulnerable population. This position will report to the Department Director.

Additional Staff Required (List FTEs in Justification): 1**Additional Equipment or Vehicle Needs (List in Justification):** **YES** **NO****FIVE YEAR FINANCIAL IMPACT**

FISCAL YEAR	EXPENDITURE INCREASES	EXPENDITURE SAVINGS	REVENUES	NET	NOTES
FY 2016/17	76,447			76,447	
FY 2017/18	76,447			76,447	
FY 2018/19	76,447			76,447	
FY 2019/20	76,447			76,447	
FY 2020/21	76,447			76,447	
TOTAL				382,235	

Status: Funded**STATUS DETERMINED BY COUNTY MANAGEMENT**

COMMUNITY SERVICES DEPT

06 - 02

06 COMMUNITY SVCS BUSINESS OFFICE - 00100 GENERAL FUND

Medical Examiner Services (Florida State Mandated service)

Priority: 02 of 2

Justification: (Limit to 1 Page)

Florida Statute chapter 406 subsection 125.01 (p) and Florida Administrative Code Chapter 11G regulate Medical Examiner services. This increase is being requested based on an analysis of increasing expenditures in previous years:

FY 2013/14 - \$586,000

FY 2014/15 - \$690,800

FY 2015/16 - \$750,000 - estimated based on 4 months of data

The current budget for FY 2015/16 is \$683,000. We are requesting an increase in the FY 2016/17 budget of \$125,000. Seminole County's population has grown over the past several years resulting in more deaths and therefore an increased need of services. If any of this budget is not spent, it is returned to the county.

Consequences if not funded: This is a mandated service. If the budget is exceeded, additional funds will need to be made available from General fund.

Terms of Payment:

24. **MONETARY PAYMENT.** Compensation shall be paid by SEMINOLE to VOLUSIA as follows: TWO THOUSAND TWO HUNDRED (\$2,200.00) DOLLARS for each and every death certification following autopsy, examination, or investigation; payable within thirty (30) days of invoice receipt for services rendered. In addition, VOLUSIA shall be entitled to collect and receive the THIRTY (\$30.00) DOLLAR service fee from funeral homes for each SEMINOLE cremation approval issued by the Medical Examiner's office, as authorized by Seminole County Resolution No. 99-R-38, for each death certificate reviewed for SEMINOLE for the purposes of cremation authorization until the effective date of a new resolution increasing such fee, whereupon, VOLUSIA shall be authorized to charge and collect the increased fee. Collection of such service fee shall be the sole responsibility of VOLUSIA and any failure to collect said fee shall not result in assessment of said fee against SEMINOLE, and SEMINOLE shall in no way be liable for payment of such fees from such funeral homes. All fees and amounts referenced herein are in United States dollars.

Additional Staff Required (List FTEs in Justification): 0

Additional Equipment or Vehicle Needs (List in Justification): YES NO

FIVE YEAR FINANCIAL IMPACT

FISCAL YEAR	EXPENDITURE INCREASES	EXPENDITURE SAVINGS	REVENUES	NET	NOTES
FY 2016/17	125,000			125,000	
FY 2017/18	125,000			125,000	
FY 2018/19	125,000			125,000	
FY 2019/20	125,000			125,000	
FY 2020/21	125,000			125,000	
TOTAL				625,000	

Status: Funded

STATUS DETERMINED BY COUNTY MANAGEMENT

BUDGET DOCUMENT

07 PUBLIC WORKS DEPARTMENT

CAPITAL PROJECTS DELIVERY
ENGINEERING PROF SUPPORT
FACILITIES
FLEET MANAGEMENT
LAND MANAGEMENT
MOSQUITO CONTROL
PUBLIC WORKS BUSINESS OFFICE
ROADS-STORMWATER R&M
TRAFFIC OPERATIONS
WATER QUALITY



07 PUBLIC WORKS DEPARTMENT

FUND - PROGRAM	FY15 ACTUALS	FY16 ADOPTED	FY17 REQUEST	FY17 TO FY16 VARIANCE
01 GENERAL FUNDS				
07 CAPITAL PROJECTS DELIVERY	633,329	5,745		(5,745)
07 FACILITIES	4,798,140	4,678,848	5,202,913	524,066
07 FLEET MANAGEMENT	378,739	250,365	398,505	148,140
07 MOSQUITO CONTROL	542,726	589,677	792,523	202,846
07 WATER QUALITY	1,097,277	1,229,856	1,191,725	(38,131)
01 GENERAL FUNDS Total	7,450,211	6,754,490	7,585,666	831,176
02 REPLACEMENT FUNDS				
07 FACILITIES	1,204,813	781,702	472,322	(309,380)
07 FLEET MANAGEMENT	983,061	3,500		(3,500)
07 MOSQUITO CONTROL		24,698	58,200	33,502
07 ROADS-STORMWATER R&M		297,000	216,543	(80,457)
07 TRAFFIC OPERATIONS		140,000	175,204	35,204
07 WATER QUALITY			30,000	30,000
02 REPLACEMENT FUNDS Total	2,187,874	1,246,900	952,269	(294,631)
04 TRANSPORTATION FUNDS				
07 CAPITAL PROJECTS DELIVERY	514,528	284,945	483,100	198,155
07 ENGINEERING PROF SUPPORT	1,147,469	254,112	141,494	(112,618)
07 FLEET MANAGEMENT	23,856			-
07 LAND MANAGEMENT			128,555	128,555
07 PUBLIC WORKS BUSINESS OFFICE	1,397,125	492,988	525,471	32,483
07 ROADS-STORMWATER R&M	9,261,895	10,737,494	10,959,640	222,146
07 TRAFFIC OPERATIONS	4,327,043	4,916,300	5,025,431	109,131
07 WATER QUALITY	42,692	-		-
04 TRANSPORTATION FUNDS Total	16,714,608	16,685,838	17,263,691	577,853
05 SALES TAX FUNDS				
07 CAPITAL PROJECTS DELIVERY	24,357,376	46,905,029	47,617,907	712,878
07 TRAFFIC OPERATIONS				-
05 SALES TAX FUNDS Total	24,357,376	46,905,029	47,617,907	712,878
06 FIRE DISTRICT FUNDS				
07 FACILITIES			216,427	216,427
06 FIRE DISTRICT FUNDS Total			216,427	216,427
11 GRANT FUNDS				
07 MOSQUITO CONTROL	31,540	31,540	32,468	928
11 GRANT FUNDS Total	31,540	31,540	32,468	928
13 SPECIAL REVENUE FUNDS				
07 CAPITAL PROJECTS DELIVERY		5,941		(5,941)
13 SPECIAL REVENUE FUNDS Total		5,941		(5,941)
15 CRA FUNDS				
07 CAPITAL PROJECTS DELIVERY	16,368	-		-
15 CRA FUNDS Total	16,368	-		-

07 PUBLIC WORKS DEPARTMENT

FUND - PROGRAM	FY15 ACTUALS	FY16 ADOPTED	FY17 REQUEST	FY17 TO FY16 VARIANCE
18 CAPITAL FUNDS				
07 CAPITAL PROJECTS DELIVERY	849,629	39,279		(39,279)
07 FACILITIES		-		-
18 CAPITAL FUNDS Total	849,629	39,279		(39,279)
19 WATER & SEWER FUNDS				
07 FACILITIES			61,246	61,246
19 WATER & SEWER FUNDS Total			61,246	61,246
20 SOLID WASTE FUNDS				
07 FACILITIES			39,760	39,760
20 SOLID WASTE FUNDS Total			39,760	39,760
Grand Total	51,607,606	71,669,018	73,769,434	2,100,416

07 PUBLIC WORKS DEPARTMENT

FY17 TO FY16

PROGRAM - ACCOUNT	FY15 ACTUALS	FY16 ADOPTED	FY17 REQUEST	VARIANCE
07 CAPITAL PROJECTS DELIVERY				
330 INTERGOVERNMENTAL REVENUE				
331490 TRANS REV GRANT	(3,936,956)	-		-
334360 STORMWATER MANAGEMENT	(80,503)	-		-
334490 TRANSPORTATION REV GRANT	(1,154)	-		-
337900 LOCAL GRANTS & AIDS -LONG RG P	(262,998)	-		-
330 INTERGOVERNMENTAL REVENUE Total	(4,281,611)	-		-
360 MISCELLANEOUS REVENUES				
361100 INTEREST ON INVESTMENTS	(139)			-
366100 CONTRIBUTIONS & DONATIONS	(185,856)	-		-
366175 SEMINOLE COUNTY HEROES MEMORIA	(83,750)			-
369400 REIMBURSEMENTS	(234,400)			-
369900 MISCELLANEOUS-OTHER				-
369930 REIMBURSEMENTS	(66,941)	-		-
360 MISCELLANEOUS REVENUES Total	(571,086)	-		-
399 FUND BALANCE				
399999 BEGINNING FUND BALANCE		-		-
399 FUND BALANCE Total		-		-
510 PERSONNEL SERVICES				
510120 REGULAR SALARIES AND WAGES	1,328,289	1,684,796	1,850,876	166,080
510125 PART-TIME PERSONNEL	66,378	42,016		(42,016)
510150 SPECIAL PAY	4,770	4,500	4,500	-
510210 SOCIAL SECURITY MATCHING	103,054	132,101	141,592	9,491
510220 RETIREMENT CONTRIBUTIONS	120,028	138,863	148,202	9,339
510230 HEALTH AND LIFE INSURANCE	196,887	281,809	375,883	94,074
510240 WORKERS COMPENSATION	14,068	21,699	44,965	23,266
511000 CONTRA PERSONAL SERVICES	(1,833,474)	(2,507,460)		2,507,460
510 PERSONNEL SERVICES Total	-	(201,676)	2,566,018	2,767,694
530 OPERATING EXPENDITURES				
530310 PROFESSIONAL SERVICES	167,786	685,450	220,000	(465,450)
530340 OTHER SERVICES	261,981	252,000	102,000	(150,000)
530400 TRAVEL AND PER DIEM	2,104	3,550	3,500	(50)
530401 TRAVEL - TRAINING RELATED	662	378	378	-
530420 TRANSPORTATION		50	50	-
530430 UTILITIES - ELECTRICITY	-		100,000	100,000
530439 UTILITIES - OTHER			50,000	50,000
530440 RENTAL AND LEASES	300	300	300	-
530460 REPAIRS AND MAINTENANCE	5,786	2,895	1,220	(1,675)
530470 PRINTING AND BINDING				-
530490 OTHER CHARGES/OBLIGATIONS	214,735	5,941		(5,941)
530510 OFFICE SUPPLIES	2,122	5,950	5,354	(596)
530520 OPERATING SUPPLIES	41,156	4,719	4,000	(719)

07 PUBLIC WORKS DEPARTMENT

PROGRAM - ACCOUNT	FY15 ACTUALS	FY16 ADOPTED	FY17 REQUEST	FY17 TO FY16 VARIANCE
530521 EQUIPMENT \$1000-\$4999	3,618	-		-
530522 OPERATING SUPPLIES-TECHNOLOGY	325	20,311	18,918	(1,393)
530540 BOOKS, DUES PUBLICATIONS	3,774	5,431	6,387	956
530550 TRAINING	1,180	4,175	1,875	(2,300)
530 OPERATING EXPENDITURES Total	705,528	991,150	513,982	(477,168)
540 INTERNAL SERVICE CHARGES				
540101 INTERAL CHARGES	112,904	269,090	304,589	35,498
540102 ADMIN FEE	605,432	1,168,648	683,829	(484,819)
540103 OTHER CHRGS/ENGINEERING COST		3,178,256	4,066,657	888,401
540201 INSURANCE	7,555	6,094	6,094	-
540202 INTERNAL SER FEES-LEASED EQUIP		14,766	14,766	-
540 INTERNAL SERVICE CHARGES Total	725,891	4,636,853	5,075,934	439,081
550 COST ALLOCATION (CONTRA)				
550101 CONTRA ACCOUNT ADMIN FEES GF	(635,500)	(318,388)	(3,500,000)	(3,181,612)
550 COST ALLOCATION (CONTRA) Total	(635,500)	(318,388)	(3,500,000)	(3,181,612)
560 CAPITAL OUTLAY				
560610 LAND	688,599	590,000	2,025,000	1,435,000
560630 IMPROVEMENTS OTH THAN BLD	6,214			-
560640 EQUIPMENT		-		-
560642 EQUIPMENT >\$4999			23,823	23,823
560646 CAPITAL SOFTWARE>\$4,999				-
560650 CONSTRUCTION IN PROGRESS	7,866,259	22,572,500	36,880,000	14,307,500
560651 PROJECT MANAGEMENT	198,023	1,000,000		(1,000,000)
560652 CEI SERVICES	687,764	575,500	650,625	75,125
560670 ROADS	5,852,588	850,000		(850,000)
560680 CONSTRUCTION & DESIGN	1,303,295	3,745,000	3,865,625	120,625
560690 ENGINEERING COSTS	2,613,936			-
560699 PROJECT CONTINGENCY		900,000		(900,000)
560 CAPITAL OUTLAY Total	19,216,679	30,233,000	43,445,073	13,212,073
580 GRANTS & AIDS				
580811 AID TO GOVERNMENTAL AGENCIES	530,712	-		-
580812 AID TO	2,398,163	-		-
580813 AID TO GOVT AGENCIES-DESIGN	754,923	-		-
580814 AID TO GOVT AGENCIES-CONSTRUCT	2,309,712	11,900,000		(11,900,000)
580817 AID TO GOVT AGENCIES-CEI	365,123	-		-
580 GRANTS & AIDS Total	6,358,632	11,900,000		(11,900,000)
599 RESERVES				
599994 RESERVE FOR CAPITAL IMPRV				-
599 RESERVES Total				-
07 CAPITAL PROJECTS DELIVERY Total	21,518,532	47,240,939	48,101,007	860,068

07 PUBLIC WORKS DEPARTMENT

FY17 TO FY16

PROGRAM - ACCOUNT	FY15 ACTUALS	FY16 ADOPTED	FY17 REQUEST	VARIANCE
07 ENGINEERING PROF SUPPORT				
340 CHARGES FOR SERVICES				
342560 ENGINEERING	(310,318)		(36,865)	(36,865)
340 CHARGES FOR SERVICES Total	(310,318)		(36,865)	(36,865)
510 PERSONNEL SERVICES				
510120 REGULAR SALARIES AND WAGES	819,967	134,620	52,407	(82,213)
510140 OVERTIME	192			-
510150 SPECIAL PAY	339			-
510210 SOCIAL SECURITY MATCHING	61,079	10,298	4,009	(6,289)
510220 RETIREMENT CONTRIBUTIONS	60,545	9,773	3,805	(5,968)
510230 HEALTH AND LIFE INSURANCE	142,675	25,480	11,910	(13,570)
510240 WORKERS COMPENSATION	7,782	1,835	1,270	(565)
510 PERSONNEL SERVICES Total	1,092,578	182,007	73,401	(108,606)
530 OPERATING EXPENDITURES				
530310 PROFESSIONAL SERVICES	500			-
530400 TRAVEL AND PER DIEM	48			-
530401 TRAVEL - TRAINING RELATED	45	300	150	(150)
530420 TRANSPORTATION				-
530460 REPAIRS AND MAINTENANCE	1,812			-
530470 PRINTING AND BINDING	275		320	320
530510 OFFICE SUPPLIES	1,582	200	200	-
530520 OPERATING SUPPLIES	2,508	55		(55)
530522 OPERATING SUPPLIES-TECHNOLOGY	996			-
530540 BOOKS, DUES PUBLICATIONS	3,644	500		(500)
530550 TRAINING	1,005			-
530 OPERATING EXPENDITURES Total	12,415	1,055	670	(385)
540 INTERNAL SERVICE CHARGES				
540101 INTERNAL CHARGES	41,877	56,748	37,800	(18,947)
540102 ADMIN FEE		7,910	23,231	15,321
540201 INSURANCE	599	1,201	1,201	-
540202 INTERNAL SER FEES-LEASED EQUIP		5,191	5,191	-
540 INTERNAL SERVICE CHARGES Total	42,476	71,050	67,423	(3,627)
07 ENGINEERING PROF SUPPORT Total	837,152	254,112	104,629	(149,483)

07 PUBLIC WORKS DEPARTMENT

PROGRAM - ACCOUNT	FY15 ACTUALS	FY16 ADOPTED	FY17 REQUEST	FY17 TO FY16 VARIANCE
07 FACILITIES				
510 PERSONNEL SERVICES				
510120 REGULAR SALARIES AND WAGES	1,617,790	1,673,710	1,681,636	7,926
510125 PART-TIME PERSONNEL	3,692			-
510140 OVERTIME	38,569	40,000	40,000	-
510150 SPECIAL PAY	5,357	5,700	5,700	-
510210 SOCIAL SECURITY MATCHING	121,333	131,099	135,668	4,569
510220 RETIREMENT CONTRIBUTIONS	124,837	129,194	128,751	(443)
510230 HEALTH AND LIFE INSURANCE	373,966	419,068	435,045	15,977
510240 WORKERS COMPENSATION	23,980	33,762	58,303	24,541
510 PERSONNEL SERVICES Total	2,309,524	2,432,533	2,485,103	52,570
530 OPERATING EXPENDITURES				
530310 PROFESSIONAL SERVICES	26,717	25,000	25,000	-
530340 OTHER SERVICES	1,099,027	1,229,000	1,354,380	125,380
530400 TRAVEL AND PER DIEM				-
530430 UTILITIES - ELECTRICITY	1,671,487	1,834,157	1,780,735	(53,422)
530439 UTILITIES - OTHER	625,530	638,522	629,213	(9,309)
530440 RENTAL AND LEASES	610,274	629,800	617,250	(12,550)
530460 REPAIRS AND MAINTENANCE	1,306,524	1,298,912	1,188,170	(110,742)
530490 OTHER CHARGES/OBLIGATIONS	10,269	4,950	4,665	(285)
530499 CHARGES/OBLIGATIONS-CONTINGENC				-
530510 OFFICE SUPPLIES	863	2,300	1,000	(1,300)
530520 OPERATING SUPPLIES	336,025	319,066	363,120	44,054
530521 EQUIPMENT \$1000-\$4999	15,346	10,000	5,000	(5,000)
530522 OPERATING SUPPLIES-TECHNOLOGY	14,397	16,300	16,300	-
530540 BOOKS, DUES PUBLICATIONS	294	300	300	-
530550 TRAINING	93	400	400	-
530 OPERATING EXPENDITURES Total	5,716,848	6,008,707	5,985,533	(23,174)
540 INTERNAL SERVICE CHARGES				
540101 INTERNAL CHARGES	189,602	293,515	230,983	(62,533)
540102 ADMIN FEE		260,726	249,554	(11,172)
540201 INSURANCE	12,007	11,799	11,799	-
540202 INTERNAL SER FEES-LEASED EQUIP		15,977	15,977	-
540 INTERNAL SERVICE CHARGES Total	201,609	582,017	508,312	(73,705)
550 COST ALLOCATION (CONTRA)				
550101 CONTRA ACCOUNT ADMIN FEES GF	(3,255,539)	(3,894,410)	(3,776,035)	118,375
550102 CONTRA ACCT-ADMIN FEES				-
550 COST ALLOCATION (CONTRA) Total	(3,255,539)	(3,894,410)	(3,776,035)	118,375
560 CAPITAL OUTLAY				
560620 BUILDINGS	873,427			-
560630 IMPROVEMENTS OTH THAN BLD	7,500			-
560650 CONSTRUCTION IN PROGRESS	149,584	331,702	789,755	458,053
560 CAPITAL OUTLAY Total	1,030,511	331,702	789,755	458,053
07 FACILITIES Total	6,002,953	5,460,550	5,992,668	532,119

07 PUBLIC WORKS DEPARTMENT

FY17 TO FY16

PROGRAM - ACCOUNT	FY15 ACTUALS	FY16 ADOPTED	FY17 REQUEST	VARIANCE
07 FLEET MANAGEMENT				
510 PERSONNEL SERVICES				
510120 REGULAR SALARIES AND WAGES	99,177	115,410	207,848	92,438
510150 SPECIAL PAY	100			-
510210 SOCIAL SECURITY MATCHING	7,496	8,829	16,365	7,536
510220 RETIREMENT CONTRIBUTIONS	7,236	8,379	18,998	10,619
510230 HEALTH AND LIFE INSURANCE	14,787	21,768	50,748	28,980
510240 WORKERS COMPENSATION	129	185	3,943	3,758
510 PERSONNEL SERVICES Total	128,925	154,570	297,902	143,332
530 OPERATING EXPENDITURES				
530340 OTHER SERVICES	3,015	8,100	8,100	-
530400 TRAVEL AND PER DIEM	682			-
530440 RENTAL AND LEASES	8,092	200	400	200
530460 REPAIRS AND MAINTENANCE	4,177,106	4,224,350	4,143,800	(80,550)
530490 OTHER CHARGES/OBLIGATIONS	175	300	300	-
530510 OFFICE SUPPLIES	165	200	200	-
530520 OPERATING SUPPLIES	10,509	11,664	7,000	(4,664)
530521 EQUIPMENT \$1000-\$4999	10,056	10,500	11,000	500
530522 OPERATING SUPPLIES-TECHNOLOGY				-
530540 BOOKS, DUES PUBLICATIONS	1,248	1,800	2,300	500
530550 TRAINING				-
530560 GAS/OIL/LUBE	2,120,129	2,686,900	2,285,250	(401,650)
530 OPERATING EXPENDITURES Total	6,331,176	6,944,014	6,458,350	(485,664)
540 INTERNAL SERVICE CHARGES				
540101 INTERNAL CHARGES	22,953	73,926	310,221	236,295
540102 ADMIN FEE		207,500	37,482	(170,018)
540201 INSURANCE	12,802	15,386	15,386	-
540202 INTERNAL SER FEES-LEASED EQUIP		6,806	6,806	-
540 INTERNAL SERVICE CHARGES Total	35,755	303,618	369,895	66,277
550 COST ALLOCATION (CONTRA)				
550101 CONTRA ACCOUNT ADMIN FEES GF	(6,139,111)	(7,148,337)	(6,727,642)	420,695
550 COST ALLOCATION (CONTRA) Total	(6,139,111)	(7,148,337)	(6,727,642)	420,695
560 CAPITAL OUTLAY				
560642 EQUIPMENT >\$4999	1,028,912			-
560 CAPITAL OUTLAY Total	1,028,912			-
07 FLEET MANAGEMENT Total	1,385,656	253,865	398,505	144,640

07 PUBLIC WORKS DEPARTMENT

PROGRAM - ACCOUNT	FY15 ACTUALS	FY16 ADOPTED	FY17 REQUEST	FY17 TO FY16 VARIANCE
07 LAND MANAGEMENT				
510 PERSONNEL SERVICES				
510120 REGULAR SALARIES AND WAGES			182,069	182,069
510210 SOCIAL SECURITY MATCHING			13,928	13,928
510220 RETIREMENT CONTRIBUTIONS			13,218	13,218
510230 HEALTH AND LIFE INSURANCE			36,257	36,257
510240 WORKERS COMPENSATION			5,480	5,480
510 PERSONNEL SERVICES Total			250,952	250,952
530 OPERATING EXPENDITURES				
530310 PROFESSIONAL SERVICES			450	450
530400 TRAVEL AND PER DIEM			50	50
530401 TRAVEL - TRAINING RELATED			150	150
530460 REPAIRS AND MAINTENANCE			1,675	1,675
530510 OFFICE SUPPLIES			300	300
530522 OPERATING SUPPLIES-TECHNOLOGY			1,393	1,393
530540 BOOKS, DUES PUBLICATIONS			1,540	1,540
530550 TRAINING			600	600
530 OPERATING EXPENDITURES Total			6,158	6,158
550 COST ALLOCATION (CONTRA)				
550101 CONTRA ACCOUNT ADMIN FEES GF			(128,555)	(128,555)
550 COST ALLOCATION (CONTRA) Total			(128,555)	(128,555)
07 LAND MANAGEMENT Total			128,555	128,555

07 PUBLIC WORKS DEPARTMENT

FY17 TO FY16

PROGRAM - ACCOUNT	FY15 ACTUALS	FY16 ADOPTED	FY17 REQUEST	VARIANCE
07 MOSQUITO CONTROL				
330 INTERGOVERNMENTAL REVENUE				
334697 MOSQUITO CONTROL GRANT	(31,540)	(31,540)	(32,468)	(928)
330 INTERGOVERNMENTAL REVENUE Total	(31,540)	(31,540)	(32,468)	(928)
510 PERSONNEL SERVICES				
510120 REGULAR SALARIES AND WAGES	229,452	251,064	396,239	145,175
510125 PART-TIME PERSONNEL	40,368	52,578		(52,578)
510130 OTHER PERSONAL SERVICES				-
510140 OVERTIME	14,444	9,398	9,398	-
510150 SPECIAL PAY	240	1,200	1,200	-
510210 SOCIAL SECURITY MATCHING	21,222	23,948	31,937	7,989
510220 RETIREMENT CONTRIBUTIONS	20,421	21,752	33,764	12,012
510230 HEALTH AND LIFE INSURANCE	48,687	62,264	83,657	21,393
510240 WORKERS COMPENSATION	5,717	6,674	18,612	11,938
510 PERSONNEL SERVICES Total	380,550	428,877	574,807	145,930
530 OPERATING EXPENDITURES				
530400 TRAVEL AND PER DIEM	3			-
530401 TRAVEL - TRAINING RELATED	500	800	2,540	1,740
530420 TRANSPORTATION	30			-
530460 REPAIRS AND MAINTENANCE	2,145	5,000	5,000	-
530490 OTHER CHARGES/OBLIGATIONS	1,500	1,500	1,500	-
530499 CHARGES/OBLIGATIONS-CONTINGENC	14,894	26,040	27,946	1,906
530510 OFFICE SUPPLIES	816	728	728	-
530520 OPERATING SUPPLIES	89,547	98,939	108,469	9,530
530521 EQUIPMENT \$1000-\$4999	2,190		4,522	4,522
530522 OPERATING SUPPLIES-TECHNOLOGY		3,000		(3,000)
530540 BOOKS, DUES PUBLICATIONS	735	865	865	-
530550 TRAINING	770	900	1,965	1,065
530 OPERATING EXPENDITURES Total	113,129	137,772	153,535	15,763
540 INTERNAL SERVICE CHARGES				
540101 INTERNAL CHARGES	38,440	27,447	52,812	25,365
540102 ADMIN FEE		20,894	43,110	22,216
540201 INSURANCE	1,651	727	727	-
540202 INTERNAL SER FEES-LEASED EQUIP				-
540 INTERNAL SERVICE CHARGES Total	40,091	49,068	96,649	47,581
560 CAPITAL OUTLAY				
560642 EQUIPMENT >\$4999	40,496	30,198	58,200	28,002
560650 CONSTRUCTION IN PROGRESS		-		-
560 CAPITAL OUTLAY Total	40,496	30,198	58,200	28,002
07 MOSQUITO CONTROL Total	542,726	614,375	850,723	236,348

07 PUBLIC WORKS DEPARTMENT

FY17 TO FY16

PROGRAM - ACCOUNT	FY15 ACTUALS	FY16 ADOPTED	FY17 REQUEST	VARIANCE
07 PUBLIC WORKS BUSINESS OFFICE				
510 PERSONNEL SERVICES				
510120 REGULAR SALARIES AND WAGES	198,910	191,502	201,154	9,652
510150 SPECIAL PAY	2,333	3,300	3,300	-
510210 SOCIAL SECURITY MATCHING	14,580	14,650	15,388	738
510220 RETIREMENT CONTRIBUTIONS	31,432	36,323	38,154	1,831
510230 HEALTH AND LIFE INSURANCE	18,265	22,151	29,033	6,882
510240 WORKERS COMPENSATION	202	306	543	237
510 PERSONNEL SERVICES Total	265,722	268,233	287,572	19,339
530 OPERATING EXPENDITURES				
530499 CHARGES/OBLIGATIONS-CONTINGENC				-
530510 OFFICE SUPPLIES	165	200	200	-
530520 OPERATING SUPPLIES	1,321	419	1,800	1,381
530540 BOOKS, DUES PUBLICATIONS	167,723	172,528	171,749	(779)
530550 TRAINING		140		(140)
530 OPERATING EXPENDITURES Total	169,209	173,287	173,749	462
540 INTERNAL SERVICE CHARGES				
540101 INTERNAL CHARGES	11,352	15,114	18,293	3,179
540102 ADMIN FEE	931,360	16,357	24,910	8,553
540201 INSURANCE	12,772	12,281	12,281	-
540202 INTERNAL SER FEES-LEASED EQUIP		1,211	1,211	-
540 INTERNAL SERVICE CHARGES Total	955,484	44,963	56,695	11,732
580 GRANTS & AIDS				
580811 AID TO GOVERNMENTAL AGENCIES	6,710	6,505	7,455	950
580 GRANTS & AIDS Total	6,710	6,505	7,455	950
07 PUBLIC WORKS BUSINESS OFFICE Total	1,397,125	492,988	525,471	32,483

07 PUBLIC WORKS DEPARTMENT

FY17 TO FY16

PROGRAM - ACCOUNT	FY15 ACTUALS	FY16 ADOPTED	FY17 REQUEST	VARIANCE
07 ROADS-STORMWATER R&M				
510 PERSONNEL SERVICES				
510120 REGULAR SALARIES AND WAGES	4,043,607	4,334,690	4,269,537	(65,153)
510140 OVERTIME	123,806	128,699	128,699	-
510150 SPECIAL PAY	994	3,300	3,300	-
510210 SOCIAL SECURITY MATCHING	304,466	341,449	336,464	(4,985)
510220 RETIREMENT CONTRIBUTIONS	320,747	340,381	331,788	(8,593)
510230 HEALTH AND LIFE INSURANCE	1,046,799	1,185,810	1,283,803	97,993
510240 WORKERS COMPENSATION	147,287	196,705	368,092	171,387
511000 CONTRA PERSONAL SERVICES	(150,000)	(275,907)		275,907
510 PERSONNEL SERVICES Total	5,837,705	6,255,127	6,721,683	466,556
530 OPERATING EXPENDITURES				
530310 PROFESSIONAL SERVICES		3,375	3,375	-
530400 TRAVEL AND PER DIEM	11,530	11,460	11,460	-
530430 UTILITIES - ELECTRICITY	12,188	13,000	13,000	-
530439 UTILITIES - OTHER	76,653	83,420	83,420	-
530440 RENTAL AND LEASES	51,815	64,925	64,925	-
530460 REPAIRS AND MAINTENANCE	1,092,903	1,212,110	1,407,121	195,011
530490 OTHER CHARGES/OBLIGATIONS				-
530510 OFFICE SUPPLIES	2,842	4,540	4,540	-
530520 OPERATING SUPPLIES	183,454	220,042	213,962	(6,080)
530521 EQUIPMENT \$1000-\$4999	9,106	13,620	5,400	(8,220)
530522 OPERATING SUPPLIES-TECHNOLOGY		44,000	44,000	-
530530 ROAD MATERIALS & SUPPLIES	248,186	324,180	249,830	(74,350)
530540 BOOKS, DUES PUBLICATIONS	2,001	3,279	3,279	-
530550 TRAINING	499	2,690	3,760	1,070
530 OPERATING EXPENDITURES Total	1,691,177	2,000,641	2,108,072	107,431
540 INTERNAL SERVICE CHARGES				
540101 INTERNAL CHARGES	1,524,424	1,808,812	1,587,845	(220,968)
540102 ADMIN FEE		334,772	579,913	245,141
540201 INSURANCE	192,685	300,959	300,959	-
540202 INTERNAL SER FEES-LEASED EQUIP		21,168	21,168	-
540 INTERNAL SERVICE CHARGES Total	1,717,109	2,465,711	2,489,885	24,174
550 COST ALLOCATION (CONTRA)				
550101 CONTRA ACCOUNT ADMIN FEES GF		(1,985)	(360,000)	(358,015)
550 COST ALLOCATION (CONTRA) Total		(1,985)	(360,000)	(358,015)
560 CAPITAL OUTLAY				
560642 EQUIPMENT >\$4999	15,904	315,000	216,543	(98,457)
560 CAPITAL OUTLAY Total	15,904	315,000	216,543	(98,457)
07 ROADS-STORMWATER R&M Total	9,261,895	11,034,494	11,176,183	141,689

07 PUBLIC WORKS DEPARTMENT

PROGRAM - ACCOUNT	FY15 ACTUALS	FY16 ADOPTED	FY17 REQUEST	FY17 TO FY16 VARIANCE
07 TRAFFIC OPERATIONS				
340 CHARGES FOR SERVICES				
344910 SIGNALS/CHARGES FOR SERVICES	(771,440)	(891,351)	(898,903)	(7,552)
344920 FIBER CONSTRUCTION AND MAINT	(392,367)	(329,967)	(373,754)	(43,787)
340 CHARGES FOR SERVICES Total	(1,163,808)	(1,221,318)	(1,272,657)	(51,339)
510 PERSONNEL SERVICES				
510120 REGULAR SALARIES AND WAGES	1,661,634	1,707,119	1,755,153	48,034
510140 OVERTIME	157,255	220,006	220,006	-
510150 SPECIAL PAY	6,898	6,900	6,900	-
510210 SOCIAL SECURITY MATCHING	133,347	147,425	151,099	3,674
510220 RETIREMENT CONTRIBUTIONS	133,438	139,909	151,692	11,783
510230 HEALTH AND LIFE INSURANCE	354,350	395,169	427,442	32,273
510240 WORKERS COMPENSATION	45,835	69,972	128,945	58,973
511000 CONTRA PERSONAL SERVICES		(75,772)		75,772
510 PERSONNEL SERVICES Total	2,492,757	2,610,729	2,841,237	230,508
530 OPERATING EXPENDITURES				
530340 OTHER SERVICES	446,928	459,000	459,000	-
530400 TRAVEL AND PER DIEM	317	300	200	(100)
530420 TRANSPORTATION	1,717	2,800	3,200	400
530430 UTILITIES - ELECTRICITY	207,346	235,000	235,000	-
530460 REPAIRS AND MAINTENANCE	284,018	435,640	435,640	-
530470 PRINTING AND BINDING	26			-
530490 OTHER CHARGES/OBLIGATIONS	1,082	2,000		(2,000)
530510 OFFICE SUPPLIES	691	2,500	2,500	-
530520 OPERATING SUPPLIES	631,975	589,158	586,135	(3,023)
530521 EQUIPMENT \$1000-\$4999	7,993	6,400	7,900	1,500
530522 OPERATING SUPPLIES-TECHNOLOGY		2,000	2,000	-
530540 BOOKS, DUES PUBLICATIONS	2,719	4,243	4,243	-
530550 TRAINING	550	8,040	8,040	-
530 OPERATING EXPENDITURES Total	1,585,361	1,747,081	1,743,858	(3,223)
540 INTERNAL SERVICE CHARGES				
540101 INTERNAL CHARGES	199,107	303,555	252,686	(50,869)
540102 ADMIN FEE		161,697	195,501	33,804
540201 INSURANCE	32,778	18,355	18,355	-
540202 INTERNAL SER FEES-LEASED EQUIP		17,996	17,996	0
540 INTERNAL SERVICE CHARGES Total	231,885	501,603	484,538	(17,065)
550 COST ALLOCATION (CONTRA)				
550101 CONTRA ACCOUNT ADMIN FEES GF		(439)	(78,102)	(77,663)
550 COST ALLOCATION (CONTRA) Total		(439)	(78,102)	(77,663)
560 CAPITAL OUTLAY				
560642 EQUIPMENT >\$4999	17,040	197,326	209,104	11,778
560 CAPITAL OUTLAY Total	17,040	197,326	209,104	11,778
07 TRAFFIC OPERATIONS Total	3,163,236	3,834,982	3,927,978	92,996

07 PUBLIC WORKS DEPARTMENT

FY17 TO FY16

PROGRAM - ACCOUNT	FY15 ACTUALS	FY16 ADOPTED	FY17 REQUEST	VARIANCE
07 WATER QUALITY				
330 INTERGOVERNMENTAL REVENUE				
337300 NPDES CITIES		(24,000)	(24,000)	-
337900 LOCAL GRANTS & AIDS -LONG RG P	(54,195)	(40,000)	(40,000)	-
330 INTERGOVERNMENTAL REVENUE Total	(54,195)	(64,000)	(64,000)	-
340 CHARGES FOR SERVICES				
341359 ADMIN FEE - MSBU FUNDS		(9,500)	(9,500)	-
343904 SVC CHGS-OTH PHYSICAL ENVIRON	(43,795)	(53,000)	(53,000)	-
340 CHARGES FOR SERVICES Total	(43,795)	(62,500)	(62,500)	-
510 PERSONNEL SERVICES				
510120 REGULAR SALARIES AND WAGES	400,009	418,302	435,799	17,497
510125 PART-TIME PERSONNEL		26,848		(26,848)
510130 OTHER PERSONAL SERVICES	15,297			-
510140 OVERTIME	2,136	4,994	4,994	-
510150 SPECIAL PAY	1,640	3,300	3,300	-
510210 SOCIAL SECURITY MATCHING	30,526	34,436	34,679	243
510220 RETIREMENT CONTRIBUTIONS	31,208	30,731	32,911	2,180
510230 HEALTH AND LIFE INSURANCE	75,478	84,998	79,209	(5,789)
510240 WORKERS COMPENSATION	4,531	5,364	9,977	4,613
510 PERSONNEL SERVICES Total	560,825	608,973	600,869	(8,104)
530 OPERATING EXPENDITURES				
530310 PROFESSIONAL SERVICES	157,253	128,000	133,000	5,000
530340 OTHER SERVICES	262,765	226,000	230,500	4,500
530400 TRAVEL AND PER DIEM	810	980	980	-
530401 TRAVEL - TRAINING RELATED	843	1,510	2,610	1,100
530420 TRANSPORTATION	668	500	500	-
530440 RENTAL AND LEASES	82			-
530460 REPAIRS AND MAINTENANCE	42,493	55,000	50,000	(5,000)
530470 PRINTING AND BINDING	498	3,000	3,000	-
530490 OTHER CHARGES/OBLIGATIONS	4,584	6,500	6,500	-
530510 OFFICE SUPPLIES	750	750	750	-
530520 OPERATING SUPPLIES	49,326	37,981	37,500	(481)
530521 EQUIPMENT \$1000-\$4999			2,869	2,869
530540 BOOKS, DUES PUBLICATIONS	1,424	1,500	1,680	180
530550 TRAINING	866	1,255	1,560	305
530 OPERATING EXPENDITURES Total	522,360	462,976	471,449	8,473
540 INTERNAL SERVICE CHARGES				
540101 INTERNAL CHARGES	44,412	93,657	41,768	(51,889)
540102 ADMIN FEE		38,446	50,564	12,118
540201 INSURANCE	7,334	1,923	1,923	-
540202 INTERNAL SER FEES-LEASED EQUIP		10,382	10,382	-
540 INTERNAL SERVICE CHARGES Total	51,746	144,408	104,637	(39,771)

07 PUBLIC WORKS DEPARTMENT

PROGRAM - ACCOUNT	FY15 ACTUALS	FY16 ADOPTED	FY17 REQUEST	FY17 TO FY16 VARIANCE
560 CAPITAL OUTLAY				
560642 EQUIPMENT >\$4999		13,500	44,770	31,270
560650 CONSTRUCTION IN PROGRESS				-
560690 ENGINEERING COSTS	5,038			-
560 CAPITAL OUTLAY Total	5,038	13,500	44,770	31,270
07 WATER QUALITY Total	1,041,980	1,103,356	1,095,225	(8,131)
Grand Total	45,151,253	70,289,660	72,300,944	2,011,284

07 PUBLIC WORKS DEPARTMENT

POSITIONS BY PROGRAM

DEPARTMENT - PROGRAM - FUND - JOB TITLE	FTE's
07 PUBLIC WORKS DEPT	
07 CAPITAL PROJECTS DELIVERY	
10101 ACCOUNTING SPECIALIST	1.0
10101 ADMINISTRATIVE ASSISTANT	1.0
10101 ASSISTANT COUNTY ENGINEER	1.0
10101 ASSISTANT COUNTY ENGINEER (CM)	1.0
10101 CONTRACT/PROJECT COORDINATOR	1.0
10101 COUNTY ENGINEER	1.0
10101 DRAFTING TECHNICIAN	1.0
10101 ENGINEERING TECHNICIAN	1.0
10101 FINANCIAL (BUS) ADMINISTRATOR	1.8
10101 PROFENGINEER (NONSPVSR)	1.0
10101 PROFESSIONAL ENGINEER (DESIGN)	1.0
10101 PROFESSIONAL ENGINEER (NONSPVY)	1.7
10101 PROFESSIONAL ENGINEER (SPVSR)	4.0
10101 PROGRAM MANAGER II	0.8
10101 PROJECT COORDINATOR	1.0
10101 PROJECT COORDINATOR II	3.0
10101 PROJECT MANAGER I	2.0
10101 SENIOR FINANCIAL ANALYST	1.0
10101 SENIOR GIS ANALYST	0.8
10101 SENIOR STAFF ASSISTANT	1.0
07 CAPITAL PROJECTS DELIVERY Total	27.1
07 ENGINEERING PROF SUPPORT	
10101 PROFESSIONAL ENGINEER (NONSPVY)	0.3
10101 PROGRAM MANAGER II	0.2
10101 SENIOR GIS ANALYST	0.2
07 ENGINEERING PROF SUPPORT Total	0.7
07 FACILITIES	
00100 ACCOUNTING CLERK	1.0
00100 ACCOUNTING SPECIALIST	1.0
00100 BLDG MAINTENANCE SUPERVISOR	1.0
00100 CERTIFIED TRADESWORKER	10.0
00100 CERTIFIEDTRADESWORKER	2.0
00100 CONTRACT/PROJECT COORDINATOR	1.0
00100 CONTRACTS & LEASING COORDNTR	1.0
00100 DATABASE COORDINATOR	1.0
00100 FACILITIES MAINTENANCE TECHNCN	3.0
00100 FINANCIAL MANAGER	1.0
00100 FLEET-FACILITIES DIV MGR	1.0
00100 PROGRAM MANAGER I	1.0

07 PUBLIC WORKS DEPARTMENT POSITIONS BY PROGRAM

DEPARTMENT - PROGRAM - FUND - JOB TITLE	FTE's
00100 PROJECT COORDINATOR II	1.0
00100 PROJECT MANAGER II	1.0
00100 STAFF ASSISTANT	2.0
00100 TRADESWORKER	11.0
07 FACILITIES Total	39.0
07 FLEET MANAGEMENT	
00100 PROGRAM MANAGER I	1.0
00100 QUALITY ASSURANCE INSPECTOR	2.0
00100 STAFF ASSISTANT	1.0
07 FLEET MANAGEMENT Total	4.0
07 LAND MANAGEMENT	
10101 LAND MANAGER	1.0
10101 PROGRAM MANAGER II	1.0
10101 RIGHT OF WAY AGENT	1.0
07 LAND MANAGEMENT Total	3.0
07 MOSQUITO CONTROL	
00100 FIELD SUPERVISOR	1.0
00100 MOSCNTRL TECH I (SEASONAL)	1.5
00100 MOSQUITO CONTROL INTERN	0.0
00100 MOSQUITO CONTROL TECH	4.0
00100 MOSQUITO CONTROL TECH II	2.0
00100 PRINCIPAL ENVIRONMENT SCIENTST	1.0
00100 PROJECT COORDINATOR	1.0
07 MOSQUITO CONTROL Total	10.5
07 PUBLIC WORKS BUSINESS OFFICE	
10101 ADMINISTRATIVE ASSISTANT	1.0
10101 DIRECTOR OF PUBLIC WORKS	1.0
07 PUBLIC WORKS BUSINESS OFFICE Total	2.0
07 ROADS-STORMWATER R&M	
10101 ASSISTANT COUNTY SURVEYOR	1.0
10101 COUNTY SURVEYOR	1.0
10101 CREW CHIEF	2.0
10101 CREW CHIEF SF	9.0
10101 CREW CHIEF -SF	1.0
10101 CUSTOMER SERVICE REP	1.0
10101 ENGINEERING INSPECTOR	2.0
10101 EQUIPMENT OPERATOR I	8.0
10101 EQUIPMENT OPERATOR I SF	10.0

07 PUBLIC WORKS DEPARTMENT POSITIONS BY PROGRAM

DEPARTMENT - PROGRAM - FUND - JOB TITLE		FTE's
10101	EQUIPMENT OPERATOR II	5.0
10101	EQUIPMENT OPERATOR II SF	4.0
10101	FINANCIAL MANAGER	1.0
10101	FUEL TRUCK OPERATOR SF	1.0
10101	HERBICIDE APPLICATOR	2.0
10101	INVENTORY SPECIALIST	2.0
10101	MAINTENANCE WORKER I	10.0
10101	MAINTENANCE WORKER I SF	13.0
10101	PROFESSIONAL ENGINEER (SPVSRY)	1.0
10101	PROGRAM MANAGER I SF	1.0
10101	ROADS-STORMWATER DIV MANAGER	1.0
10101	ROD AND CHAIN WORKER	1.0
10101	SENIOR STAFF ASSISTANT	1.0
10101	SENIOR TEAM LEADER	1.0
10101	SENIOR TEAM LEADER SF	3.0
10101	SR HERBICIDE APPLICATOR SF	1.0
10101	STAFF ASSISTANT	1.0
10101	SURVEY PARTY CHIEF	2.0
10101	SURVEY TECHNICIAN	2.0
10101	SURVEY/ENGINEERING CAD TECHNICIAN	1.0
10101	TEAM LEADER	4.0
10101	TEAM LEADER - SF	1.0
10101	TEAM LEADER SF	12.0
10101	WAREHOUSE SUPERVISOR	1.0
07 ROADS-STORMWATER R&M Total		107.0
07 TRAFFIC OPERATIONS		
10101	ATMS COORDINATOR	6.0
10101	ATMS TECHNICIAN	3.0
10101	COUNTY TRAFFIC ENGINEER	1.0
10101	DATABASE COORDINATOR	1.0
10101	DEPUTY COUNTY TRAFFIC ENGINEER	1.0
10101	DRAFTING TECHNICIAN	1.0
10101	GIS TECHNICIAN	1.0
10101	PROJECT COORDINATOR II	2.0
10101	PROJECT MANAGER II	1.0
10101	SENIOR FINANCIAL ANALYST	1.0
10101	SENIOR SIGNAL TECHNICIAN	5.0
10101	SENIOR STAFF ASSISTANT	1.0
10101	SIGNAL MAINTENANCE TECHNICIAN	1.0
10101	SIGNS/MARKING TECHNICIAN	5.0
10101	SIGNS/MARKINGS COORDINATOR	1.0
10101	TRAFFIC STUDIES TECHNICIAN	1.0

07 PUBLIC WORKS DEPARTMENT POSITIONS BY PROGRAM

DEPARTMENT - PROGRAM - FUND - JOB TITLE	FTE's
10101 TRAFFIC STUDIES/MOT COORDINATR	1.0
07 TRAFFIC OPERATIONS Total	33.0
07 WATER QUALITY	
00100 INTERN - WATER QUALITY	0.0
00100 LAKE MANAGEMENT TECHNICIAN	1.0
00100 PRINCIPAL ENVIRONMENT SCIENTIST	1.0
00100 SENIOR ENVIRONMENTAL SCIENTIST	2.0
00100 STORMWATER TECHNICIAN/OUTREACH	1.0
00100 WATER QUALITY TECHNICIAN	1.0
00100 WATERSHED MGMT DIVISION MGR	1.0
07 WATER QUALITY Total	7.0
07 PUBLIC WORKS DEPT Total	233.3

PUBLIC WORKS DEPT

07 - 01

07 MOSQUITO CONTROL - 00100 GENERAL FUND

Mosquito Control Contingency Fund

Priority: 01 of 2

Justification: (Limit to 1 Page)

The Mosquito Control Program has seen a substantial increase in mosquito borne disease vectors since 2014, but most recently, with the onset of the Zika virus, there has been an even more significant escalation in human cases in 2016 to date. While it is impossible to predict how wide spread or long these disease vectors (and atypical weather patterns) may manifest within the County (and State), staff is trying to best prepare for the potential mosquito issues that may exceed staffing capacity and/or ability by implementing a Mosquito Control Contingency Fund that will include funding for contracted aerial spraying, temporary (seasonal) personnel, and contracted source reduction (larviciding) and fogging (adulticide) activities, as detailed below.

What is proposed, would in effect be an “emergency” fund that would cover immediate needs for situations that arise quickly and need rapid response, similar to those circumstances that have recently occurred (and continue to occur) in neighboring counties and other areas of the State. If the conditions are sustained or occur on multiple occasions, staff will seek BCC approval for additional contingency funds. **THIS HIGHLIGHT IS CURRENTLY UNFUNDED**

Contingency Fund

Aerial spraying (contracted)			\$ 25,000.00
Temp positions @ \$10.65/hr x 1.2 (fringes) x 2080 hrs (est)			\$ 27,000.00
<u>Contracted Services (Clark contract price):</u>	<u>\$/day</u>	<u># days or miles</u>	
Source Reduction/Larvacide (\$3,250/day x 10 days)	\$ 3,250.00	10	\$ 32,500.00
Fogging/Adulticiding (\$70.00/mile x 500 miles)	\$ 70.00	500	\$ 35,000.00
Contingency total			\$ 119,500.00

Additional Staff Required (List FTEs in Justification): #

Additional Equipment or Vehicle Needs (List in Justification): YES NO

FIVE YEAR FINANCIAL IMPACT

FISCAL YEAR	EXPENDITURE INCREASES	EXPENDITURE SAVINGS	REVENUES	NET	NOTES
FY 2016/17	119,500			119,500	Will roll forward if not used
FY 2017/18				-	
FY 2018/19				-	
FY 2019/20				-	
FY 2020/21				-	
TOTAL				119,500	

Status: UNFUNDED

STATUS DETERMINED BY COUNTY MANAGEMENT

PUBLIC WORKS DEPT

07 - 02

07 MOSQUITO CONTROL - 00100 GENERAL FUND

Mosquito Control Staffing Requests

Priority: 02 of 2

Justification: (Limit to 1 Page)

The development and implementation of a countywide, science-based Mosquito Control Program (MCP) was approved by the **Joint City-County Advisory Committee, Seminole County BCC and all seven cities (via interlocal agreement) in FY06/07**. The plan included staffing levels (with cost estimates and potential funding/cost share options) needed to implement a proactive, integrated pest management program. Due to budgetary constraints related to the economic downturn (recession), the plan was never fully implemented, so instead of a staff of 12 FTEs there are currently 5.5 FTEs (1.5 office and 4 field staff) and 4 temporary positions (3 seasonal plus 1 intern). The need for additional permanent staff is further supported by the continued increases in service requests since the program's inception (year round), and the expanded surveillance program necessary to monitor the arbovirus, mosquito populations and species, and treatment effectiveness. In order to fully implement the intended proactive program and better serve the County's needs, **staff is requesting approval to add 2 FTEs (MC Tech I & Tech II)**.

Additionally, staff is requesting to upgrade all existing and proposed MC Tech I positions from A1 to B1, as the duties and responsibilities of these positions are more technical and complex than had originally been tasked when the program started. Revised job description now requires FDACS Public Health Pest Control license (certification) and specific experience not originally required. Additional duties include: expanded surveillance activities (sentinel chickens, traps, etc.), assisting with scientific/technical experiments (on efficacy of products and treatments and resistance, etc.), maintaining chemical stock, using tablets to track inspections and treatment areas, and conducting public education and presentations. This upgrade is also needed in order to recruit and maintain quality staff for the type of work and level of knowledge required for the positions. Requests for staffing revisions is as follows:

- **Convert one (1) existing Seasonal (temporary) MC Tech positions to FTE MC Tech I,**
- **Add two (2) new FTE MC Tech positions (Tech I & Tech II) plus 2 trucks, 1 fogger, & 1 ditch sprayer,**
- **Upgrade all FTE MC Tech I positions (current and proposed) from Pay Band A1 to B1.**

If additional FTE positions are not added and/or converted from temporary positions and the pay band adjustment isn't made, then the program can't be fully implemented as the proactive, science-based program it was intended and at current staffing levels, it's very difficult to keep up with the minimum program requirements and to service customer requests in a timely and acceptable manner, since existing resources must be used to service disease vector areas first before conducting normal duties.

Additional Staff Required (List FTEs in Justification): # 3

Additional Equipment or Vehicle Needs (List in Justification): YES NO

FIVE YEAR FINANCIAL IMPACT

FISCAL YEAR	EXPENDITURE INCREASES	EXPENDITURE SAVINGS	REVENUES	NET	NOTES
FY 2016/17	176,169	20,591		155,578	Savings from reclass done FY15/16 (C2 to B2); exp includes capital eqpt & op items for new posns (Of the \$120K salaries, \$71K is for new vehicles/equipment and a \$20k other personal service costs Capital eqpt savings (1 time expenditure). 2 trucks,fogger, sprayer.
FY 2017/18	99,835			99,835	
FY 2018/19	99,835			99,835	
FY 2019/20	99,835			99,835	
FY 2020/21	99,835			99,835	
			TOTAL	554,918	

Status: UNFUNDED STATUS DETERMINED BY COUNTY MANAGEMENT

BUDGET DOCUMENT

08 ENVIRONMENTAL SERVICES DEPARTMENT

**CENTRAL TRANSFER STATION OPERATIONS
ENVIRONMENTAL SERVICES BUSINESS OFFICE
LANDFILL OPERATIONS PROGRAM
SW-COMPLIANCE & PROGRAM MANAGEMENT
UTILITIES ENGINEERING PROGRAM
WASTEWATER OPERATIONS
WATER OPERATIONS**



08 ENVIRONMENTAL SERVICES DEPARTMENT

FUND - PROGRAM	FY15 ACTUALS	FY16 ADOPTED	FY17 REQUEST	FY17 TO FY16 VARIANCE
19 WATER & SEWER FUNDS				
08 ES BUSINESS OFFICE	1,497,522	2,011,983	1,975,362	(36,621)
08 UTILITIES ENGINEERING PROGRAM	15,729,555	38,027,775	45,306,149	7,278,375
08 WASTEWATER OPERATIONS	9,736,664	11,046,171	11,624,756	578,584
08 WATER OPERATIONS	31,008,889	12,817,599	13,416,823	599,225
19 WATER & SEWER FUNDS Total	57,972,631	63,903,528	72,323,090	8,419,563
20 SOLID WASTE FUNDS				
08 CENTRAL TRANSFER STATION OPERA	3,581,686	4,696,202	4,185,408	(510,794)
08 ES BUSINESS OFFICE	116,664	218,019	226,074	8,055
08 LANDFILL OPERATIONS PROGRAM	5,133,547	3,894,227	3,553,394	(340,833)
08 SW-COMPLIANCE & PROGRAM MANAGE	4,024,283	3,869,896	5,068,824	1,198,928
20 SOLID WASTE FUNDS Total	12,856,179	12,678,343	13,033,700	355,356
Grand Total	70,828,810	76,581,871	85,356,790	8,774,919

08 ENVIRONMENTAL SERVICES DEPARTMENT

PROGRAM - ACCOUNT	FY15 ACTUALS	FY16 ADOPTED	FY17 REQUEST	FY17 TO FY16 VARIANCE
08 CENTRAL TRANSFER STATION OPERATIONS				
510 PERSONNEL SERVICES				
510120 REGULAR SALARIES AND WAGES	897,219	863,094	889,621	26,527
510140 OVERTIME	86,311	85,000	94,000	9,000
510150 SPECIAL PAY				-
510210 SOCIAL SECURITY MATCHING	70,642	72,529	75,247	2,718
510220 RETIREMENT CONTRIBUTIONS	75,632	71,187	73,885	2,698
510230 HEALTH AND LIFE INSURANCE	292,430	311,243	312,478	1,235
510240 WORKERS COMPENSATION	37,449	52,618	92,513	39,895
511000 CONTRA PERSONAL SERVICES	(1,342)			-
510 PERSONNEL SERVICES Total	1,458,341	1,455,671	1,537,744	82,073
530 OPERATING EXPENDITURES				
530310 PROFESSIONAL SERVICES			10,000	10,000
530340 OTHER SERVICES	170	200	200	-
530400 TRAVEL AND PER DIEM	2,335	500	500	-
530401 TRAVEL - TRAINING RELATED		250	250	-
530440 RENTAL AND LEASES		5,000	5,000	-
530460 REPAIRS AND MAINTENANCE	7,821	3,700	4,000	300
530520 OPERATING SUPPLIES	49,251	48,000	20,000	(28,000)
530540 BOOKS, DUES PUBLICATIONS	7	300	200	(100)
530550 TRAINING	1,350	2,200	2,200	-
530 OPERATING EXPENDITURES Total	60,935	60,150	42,350	(17,800)
540 INTERNAL SERVICE CHARGES				
540101 INTERNAL CHARGES	1,227,117	1,392,698	1,102,425	(290,273)
540102 ADMIN FEE		33,762	145,718	111,956
540201 INSURANCE	91,465	163,517	163,517	-
540202 INTERNAL SER FEES-LEASED EQUIP		404	404	-
540 INTERNAL SERVICE CHARGES Total	1,318,582	1,590,381	1,412,064	(178,317)
560 CAPITAL OUTLAY				
560610 LAND		-		-
560642 EQUIPMENT >\$4999	743,827	1,590,000	1,193,250	(396,750)
560 CAPITAL OUTLAY Total	743,827	1,590,000	1,193,250	(396,750)
08 CENTRAL TRANSFER STATION OPERATIONS Total	3,581,686	4,696,202	4,185,408	(510,794)

08 ENVIRONMENTAL SERVICES DEPARTMENT

PROGRAM - ACCOUNT	FY15 ACTUALS	FY16 ADOPTED	FY17 REQUEST	FY17 TO FY16 VARIANCE
08 ES BUSINESS OFFICE				
510 PERSONNEL SERVICES				
510120 REGULAR SALARIES AND WAGES	730,202	862,203	941,678	79,475
510140 OVERTIME	1,705	5,200	2,000	(3,200)
510150 SPECIAL PAY	6,880	7,500	7,500	-
510210 SOCIAL SECURITY MATCHING	53,561	66,356	72,191	5,835
510220 RETIREMENT CONTRIBUTIONS	66,246	80,861	88,590	7,729
510230 HEALTH AND LIFE INSURANCE	139,620	156,538	192,240	35,702
510240 WORKERS COMPENSATION	954	1,388	3,800	2,412
511000 CONTRA PERSONAL SERVICES	(72,099)	(56,238)	(119,686)	(63,448)
510 PERSONNEL SERVICES Total	927,069	1,123,808	1,188,313	64,505
530 OPERATING EXPENDITURES				
530310 PROFESSIONAL SERVICES	63,068	72,900	61,500	(11,400)
530340 OTHER SERVICES	175,816	155,000	180,840	25,840
530400 TRAVEL AND PER DIEM	126	450	300	(150)
530401 TRAVEL - TRAINING RELATED	1,165	1,850	1,970	120
530420 TRANSPORTATION	1,552	1,700	1,550	(150)
530440 RENTAL AND LEASES	888	900	900	-
530460 REPAIRS AND MAINTENANCE				-
530470 PRINTING AND BINDING				-
530490 OTHER CHARGES/OBLIGATIONS	233,428	245,944	249,700	3,756
530493 OTHER CHRGS/OB-BAD DEBT	93,356	-		-
530510 OFFICE SUPPLIES	4,449	5,300	17,050	11,750
530520 OPERATING SUPPLIES	1,634	2,650	3,000	350
530521 EQUIPMENT \$1000-\$4999	-			-
530522 OPERATING SUPPLIES-TECHNOLOGY			2,000	2,000
530540 BOOKS, DUES PUBLICATIONS	464	3,750	3,750	-
530550 TRAINING	6,555	8,700	9,525	825
530 OPERATING EXPENDITURES Total	582,501	499,144	532,085	32,941
540 INTERNAL SERVICE CHARGES				
540100 OTHER CHARGES		168,000		(168,000)
540101 INTERNAL CHARGES	84,566	395,657	209,521	(186,135)
540102 ADMIN FEE		35,376	138,499	103,123
540201 INSURANCE				-
540202 INTERNAL SER FEES-LEASED EQUIP		8,017	8,017	(0)
540903 BAD DEBT EXPENSE			100,000	100,000
540904 REIMBURSEMENTS/REFUNDS				-
540 INTERNAL SERVICE CHARGES Total	84,566	607,050	456,038	(151,013)
560 CAPITAL OUTLAY				
560642 EQUIPMENT >\$4999	-			-
560646 CAPITAL SOFTWARE>\$4,999	20,050		25,000	25,000
560 CAPITAL OUTLAY Total	20,050		25,000	25,000
08 ES BUSINESS OFFICE Total	1,614,186	2,230,002	2,201,436	(28,566)

08 ENVIRONMENTAL SERVICES DEPARTMENT

PROGRAM - ACCOUNT	FY15 ACTUALS	FY16 ADOPTED	FY17 REQUEST	FY17 TO FY16 VARIANCE
08 LANDFILL OPERATIONS PROGRAM				
510 PERSONNEL SERVICES				
510120 REGULAR SALARIES AND WAGES	627,985	640,373	662,762	22,389
510140 OVERTIME	47,619	40,000	42,000	2,000
510150 SPECIAL PAY				-
510210 SOCIAL SECURITY MATCHING	49,669	52,049	53,914	1,865
510220 RETIREMENT CONTRIBUTIONS	49,294	49,395	51,166	1,771
510230 HEALTH AND LIFE INSURANCE	185,867	204,290	222,927	18,637
510240 WORKERS COMPENSATION	24,107	34,940	63,282	28,342
511000 CONTRA PERSONAL SERVICES	(1,485)			-
510 PERSONNEL SERVICES Total	983,056	1,021,047	1,096,051	75,004
530 OPERATING EXPENDITURES				
530340 OTHER SERVICES		1,200	1,200	-
530400 TRAVEL AND PER DIEM				-
530401 TRAVEL - TRAINING RELATED		250	250	-
530440 RENTAL AND LEASES	776,029	774,000	770,000	(4,000)
530460 REPAIRS AND MAINTENANCE	19,891	1,000	10,000	9,000
530490 OTHER CHARGES/OBLIGATIONS				-
530520 OPERATING SUPPLIES	12,136	13,300	12,400	(900)
530521 EQUIPMENT \$1000-\$4999			51,185	51,185
530540 BOOKS, DUES PUBLICATIONS	34	300	200	(100)
530550 TRAINING	3,000	3,200	3,200	-
530570 DEPRECIATION-BUILDING	519,582			-
530580 DEPRECIATION-EQUIPMENT	983,221			-
530590 DEPRECIATION-OTHER	133,473			-
530 OPERATING EXPENDITURES Total	2,447,366	793,250	848,435	55,185
540 INTERNAL SERVICE CHARGES				
540101 INTERNAL CHARGES	633,650	963,896	890,141	(73,755)
540102 ADMIN FEE		37,839	179,248	141,409
540201 INSURANCE	13,245	15,427	15,427	-
540202 INTERNAL SER FEES-LEASED EQUIP		1,211	1,211	-
540901 CLOSURE COST ACCRUAL	520,073			-
540 INTERNAL SERVICE CHARGES Total	1,166,968	1,018,373	1,086,027	67,654
560 CAPITAL OUTLAY				
560642 EQUIPMENT >\$4999	536,074	636,557	522,881	(113,676)
560650 CONSTRUCTION IN PROGRESS	82	425,000		(425,000)
560 CAPITAL OUTLAY Total	536,157	1,061,557	522,881	(538,676)
08 LANDFILL OPERATIONS PROGRAM Total	5,133,547	3,894,227	3,553,394	(340,833)

08 ENVIRONMENTAL SERVICES DEPARTMENT

PROGRAM - ACCOUNT	FY15 ACTUALS	FY16 ADOPTED	FY17 REQUEST	FY17 TO FY16 VARIANCE
08 SW-COMPLIANCE & PROGRAM MANAGE				
510 PERSONNEL SERVICES				
510120 REGULAR SALARIES AND WAGES	947,971	924,469	975,113	50,644
510140 OVERTIME	14,442	12,000	15,000	3,000
510150 SPECIAL PAY	2,445	3,000	3,000	-
510210 SOCIAL SECURITY MATCHING	69,792	71,640	75,744	4,104
510220 RETIREMENT CONTRIBUTIONS	73,086	72,493	72,897	404
510230 HEALTH AND LIFE INSURANCE	225,075	246,432	287,567	41,135
510240 WORKERS COMPENSATION	17,589	24,484	39,741	15,257
511000 CONTRA PERSONAL SERVICES	(28,309)			-
510 PERSONNEL SERVICES Total	1,322,091	1,354,517	1,469,062	114,545
530 OPERATING EXPENDITURES				
530310 PROFESSIONAL SERVICES	138,899	230,000	240,000	10,000
530340 OTHER SERVICES	697,940	744,700	712,200	(32,500)
530400 TRAVEL AND PER DIEM	285	250	250	-
530401 TRAVEL - TRAINING RELATED	1,501	300	1,500	1,200
530420 TRANSPORTATION	43	150	150	-
530430 UTILITIES - ELECTRICITY	80,389	95,000	100,000	5,000
530439 UTILITIES - OTHER	71,751	84,500	85,950	1,450
530440 RENTAL AND LEASES	2,724	2,500	2,800	300
530460 REPAIRS AND MAINTENANCE	62,079	50,000	80,000	30,000
530470 PRINTING AND BINDING	4,627	5,300	5,000	(300)
530490 OTHER CHARGES/OBLIGATIONS	14,538	3,000	3,000	-
530493 OTHER CHRGS/OB-BAD DEBT		-		-
530510 OFFICE SUPPLIES	1,371	1,500	1,500	-
530520 OPERATING SUPPLIES	29,004	38,350	41,000	2,650
530521 EQUIPMENT \$1000-\$4999				-
530522 OPERATING SUPPLIES-TECHNOLOGY	6,695	7,000	9,000	2,000
530530 ROAD MATERIALS & SUPPLIES	9,669	15,000	15,000	-
530540 BOOKS, DUES PUBLICATIONS	645	1,000	1,000	-
530550 TRAINING	1,380	3,000	2,500	(500)
530 OPERATING EXPENDITURES Total	1,123,539	1,281,550	1,300,850	19,300
540 INTERNAL SERVICE CHARGES				
540101 INTERNAL CHARGES	244,702	297,548	296,510	(1,038)
540102 ADMIN FEE	391,628	63,144	141,696	78,552
540201 INSURANCE	42,830	41,555	41,555	-
540202 INTERNAL SER FEES-LEASED EQUIP		13,151	13,151	-
540902 AMORTIZATION	36,947			-
540903 BAD DEBT EXPENSE		5,000	1,000	(4,000)
540905 OPEB - OTHER POST EMP BENEFITS	58,963			-
540906 - GASB 68 FRS PENSION	(22,603)			-
540 INTERNAL SERVICE CHARGES Total	752,467	420,397	493,912	73,515

08 ENVIRONMENTAL SERVICES DEPARTMENT

PROGRAM - ACCOUNT	FY15 ACTUALS	FY16 ADOPTED	FY17 REQUEST	FY17 TO FY16 VARIANCE
560 CAPITAL OUTLAY				
560640 EQUIPMENT				-
560642 EQUIPMENT >\$4999	51,287	27,115		(27,115)
560650 CONSTRUCTION IN PROGRESS	699,900	786,316	1,805,000	1,018,684
560 CAPITAL OUTLAY Total	751,187	813,431	1,805,000	991,569
580 GRANTS & AIDS				
580821 AID TO PRIVATE ORGANIZATIONS	75,000			-
580 GRANTS & AIDS Total	75,000			-
08 SW-COMPLIANCE & PROGRAM MANAGE Total	4,024,283	3,869,896	5,068,824	1,198,928

08 ENVIRONMENTAL SERVICES DEPARTMENT

PROGRAM - ACCOUNT	FY15 ACTUALS	FY16 ADOPTED	FY17 REQUEST	FY17 TO FY16 VARIANCE
08 UTILITIES ENGINEERING PROGRAM				
360 MISCELLANEOUS REVENUES				
369400 REIMBURSEMENTS		(400,000)	(400,000)	-
360 MISCELLANEOUS REVENUES Total		(400,000)	(400,000)	-
380 OTHER SOURCES				
385100 PROCEEDS OF REFUNDING BONDS				-
380 OTHER SOURCES Total				-
510 PERSONNEL SERVICES				
510120 REGULAR SALARIES AND WAGES	928,240	1,019,731	1,055,439	35,708
510140 OVERTIME	6,692	17,500	12,500	(5,000)
510150 SPECIAL PAY	420	600	600	-
510210 SOCIAL SECURITY MATCHING	68,420	79,348	81,697	2,349
510220 RETIREMENT CONTRIBUTIONS	71,325	78,602	80,998	2,396
510230 HEALTH AND LIFE INSURANCE	182,557	202,612	207,517	4,905
510240 WORKERS COMPENSATION	11,103	15,488	26,644	11,156
511000 CONTRA PERSONAL SERVICES	(286,725)	(417,768)	(475,971)	(58,203)
510 PERSONNEL SERVICES Total	982,032	996,114	989,424	(6,690)
530 OPERATING EXPENDITURES				
530310 PROFESSIONAL SERVICES	88,051	392,000	4,347,000	3,955,000
530340 OTHER SERVICES		1,000	500	(500)
530400 TRAVEL AND PER DIEM	2,972	3,000	3,300	300
530401 TRAVEL - TRAINING RELATED		500	500	-
530420 TRANSPORTATION	20	1,600	500	(1,100)
530460 REPAIRS AND MAINTENANCE	1,457	200	200	-
530470 PRINTING AND BINDING	223	1,000	1,000	-
530510 OFFICE SUPPLIES	1,522	2,250	2,250	-
530520 OPERATING SUPPLIES	5,293	17,100	7,500	(9,600)
530521 EQUIPMENT \$1000-\$4999		-		-
530522 OPERATING SUPPLIES-TECHNOLOGY		-	6,000	6,000
530540 BOOKS, DUES PUBLICATIONS	858	6,000	9,000	3,000
530550 TRAINING	989	3,000	4,300	1,300
530 OPERATING EXPENDITURES Total	101,384	427,650	4,382,050	3,954,400
540 INTERNAL SERVICE CHARGES				
540101 INTERNAL CHARGES	103,280	130,876	139,903	9,027
540102 ADMIN FEE	457,385	501,651	352,642	(149,009)
540201 INSURANCE	2,884			-
540202 INTERNAL SER FEES-LEASED EQUIP		7,210	7,210	-
540902 AMORTIZATION	(558,455)			-
540904 REIMBURSEMENTS/REFUNDS	2,229	65,000		(65,000)
540 INTERNAL SERVICE CHARGES Total	7,323	704,738	499,755	(204,983)

08 ENVIRONMENTAL SERVICES DEPARTMENT

PROGRAM - ACCOUNT	FY15 ACTUALS	FY16 ADOPTED	FY17 REQUEST	FY17 TO FY16 VARIANCE
560 CAPITAL OUTLAY				
560610 LAND				-
560640 EQUIPMENT	16,625			-
560642 EQUIPMENT >\$4999		40,000	36,000	(4,000)
560646 CAPITAL SOFTWARE>\$4,999		-		-
560650 CONSTRUCTION IN PROGRESS	12,150,929	14,355,400	19,857,502	5,502,102
560651 PROJECT MANAGEMENT	892,253			-
560680 CONSTRUCTION & DESIGN		-		-
560690 ENGINEERING COSTS		-		-
560699 PROJECT CONTINGENCY				-
560 CAPITAL OUTLAY Total	13,059,807	14,395,400	19,893,502	5,498,102
570 DEBT SERVICE				
570710 PRINCIPAL		5,190,000	5,190,000	-
570720 INTEREST	1,576,455	12,750,191	12,750,191	-
570730 OTHER DEBT SERVICE	2,555	3,000	3,000	-
570750 BOND ISSUANCE COSTS	-			-
570 DEBT SERVICE Total	1,579,010	17,943,191	17,943,191	-
580 GRANTS & AIDS				
580811 AID TO GOVERNMENTAL AGENCIES		-		-
580 GRANTS & AIDS Total		-		-
590 INTERFUND TRANSFERS OUT				
590910 *TRANSFER TO OTHER FUNDS		3,560,682	1,598,227	(1,962,455)
590 INTERFUND TRANSFERS OUT Total		3,560,682	1,598,227	(1,962,455)
08 UTILITIES ENGINEERING PROGRAM Total	15,729,555	37,627,775	44,906,149	7,278,375

08 ENVIRONMENTAL SERVICES DEPARTMENT

FY17 TO FY16

PROGRAM - ACCOUNT	FY15 ACTUALS	FY16 ADOPTED	FY17 REQUEST	VARIANCE
08 WASTEWATER OPERATIONS				
510 PERSONNEL SERVICES				
510120 REGULAR SALARIES AND WAGES	1,477,190	1,549,925	1,639,906	89,981
510140 OVERTIME	175,631	144,938	160,050	15,112
510210 SOCIAL SECURITY MATCHING	122,260	129,657	137,696	8,039
510220 RETIREMENT CONTRIBUTIONS	130,895	133,471	138,239	4,768
510230 HEALTH AND LIFE INSURANCE	324,290	381,375	417,369	35,994
510240 WORKERS COMPENSATION	23,450	32,659	62,062	29,403
511000 CONTRA PERSONAL SERVICES	(2,361)	(8,034)	(3,919)	4,115
510 PERSONNEL SERVICES Total	2,251,355	2,363,991	2,551,403	187,412
530 OPERATING EXPENDITURES				
530310 PROFESSIONAL SERVICES	68,808	190,500	175,000	(15,500)
530340 OTHER SERVICES	4,200,056	4,384,835	4,436,870	52,035
530400 TRAVEL AND PER DIEM	4,749	4,000	6,000	2,000
530401 TRAVEL - TRAINING RELATED	971	3,000	7,114	4,114
530410 COMMUNICATIONS	3,033	3,000	4,000	1,000
530420 TRANSPORTATION	467	1,500	1,200	(300)
530430 UTILITIES - ELECTRICITY	909,462	907,892	934,900	27,008
530439 UTILITIES - OTHER	304,287	280,245	309,820	29,575
530440 RENTAL AND LEASES	7,252	7,100	5,900	(1,200)
530460 REPAIRS AND MAINTENANCE	909,787	1,021,533	1,317,988	296,455
530461 REPAIRS & MAINT NON POST	411		75,996	75,996
530470 PRINTING AND BINDING	-			-
530490 OTHER CHARGES/OBLIGATIONS	515	2,075	1,925	(150)
530510 OFFICE SUPPLIES	1,873	3,500	3,500	-
530520 OPERATING SUPPLIES	158,419	177,750	161,326	(16,424)
530521 EQUIPMENT \$1000-\$4999	5,063	-	4,900	4,900
530522 OPERATING SUPPLIES-TECHNOLOGY	3,615	43,165	29,250	(13,915)
530525 CHEMICALS	267,492	336,899	350,733	13,834
530540 BOOKS, DUES PUBLICATIONS	1,915	4,600	3,346	(1,254)
530550 TRAINING	18,111	20,100	22,750	2,650
530 OPERATING EXPENDITURES Total	6,866,285	7,391,694	7,852,518	460,824
540 INTERNAL SERVICE CHARGES				
540101 INTERNAL CHARGES	514,595	670,584	505,052	(165,532)
540102 ADMIN FEE		196,532	272,151	75,619
540201 INSURANCE	71,731	73,207	73,207	-
540202 INTERNAL SER FEES-LEASED EQUIP		9,575	9,575	0
540 INTERNAL SERVICE CHARGES Total	586,326	949,897	859,985	(89,913)
560 CAPITAL OUTLAY				
560642 EQUIPMENT >\$4999	32,699	335,589	360,850	25,261
560646 CAPITAL SOFTWARE>\$4,999		5,000		(5,000)
560 CAPITAL OUTLAY Total	32,699	340,589	360,850	20,261
08 WASTEWATER OPERATIONS Total	9,736,664	11,046,171	11,624,756	578,584

08 ENVIRONMENTAL SERVICES DEPARTMENT

PROGRAM - ACCOUNT	FY15 ACTUALS	FY16 ADOPTED	FY17 REQUEST	FY17 TO FY16 VARIANCE
08 WATER OPERATIONS				
510 PERSONNEL SERVICES				
510120 REGULAR SALARIES AND WAGES	2,556,144	2,652,476	2,766,225	113,749
510140 OVERTIME	301,675	279,500	279,000	(500)
510150 SPECIAL PAY	2,480	2,400	2,400	-
510210 SOCIAL SECURITY MATCHING	210,047	224,296	232,960	8,664
510220 RETIREMENT CONTRIBUTIONS	213,959	225,860	225,836	(24)
510230 HEALTH AND LIFE INSURANCE	582,365	664,940	708,128	43,188
510240 WORKERS COMPENSATION	45,122	63,734	112,562	48,828
511000 CONTRA PERSONAL SERVICES	(137,302)	(321,360)	(227,926)	93,434
510 PERSONNEL SERVICES Total	3,774,489	3,791,846	4,099,185	307,339
530 OPERATING EXPENDITURES				
530310 PROFESSIONAL SERVICES	462,411	516,000	595,000	79,000
530340 OTHER SERVICES	1,589,020	1,969,095	2,011,510	42,415
530400 TRAVEL AND PER DIEM	15,771	2,395	16,395	14,000
530401 TRAVEL - TRAINING RELATED	1,273	2,750	8,160	5,410
530420 TRANSPORTATION	1,524	1,500	1,500	-
530430 UTILITIES - ELECTRICITY	1,039,896	1,060,165	983,440	(76,725)
530439 UTILITIES - OTHER	102,518	9,187	5,750	(3,437)
530440 RENTAL AND LEASES	5,000			-
530460 REPAIRS AND MAINTENANCE	717,590	1,061,515	1,260,858	199,343
530461 REPAIRS & MAINT NON POST	8,169		328,187	328,187
530470 PRINTING AND BINDING	(20)			-
530490 OTHER CHARGES/OBLIGATIONS	34,614	65,225	55,700	(9,525)
530510 OFFICE SUPPLIES	9,567	5,450	10,250	4,800
530520 OPERATING SUPPLIES	297,982	297,150	204,164	(92,986)
530521 EQUIPMENT \$1000-\$4999	20,662	14,614	19,350	4,736
530522 OPERATING SUPPLIES-TECHNOLOGY	139,109	125,400	124,300	(1,100)
530525 CHEMICALS	492,984	1,370,100	1,308,000	(62,100)
530540 BOOKS, DUES PUBLICATIONS	3,967	6,515	7,178	663
530550 TRAINING	23,130	33,300	51,540	18,240
530570 DEPRECIATION-BUILDING	2,095,504			-
530580 DEPRECIATION-EQUIPMENT	674,586			-
530590 DEPRECIATION-OTHER	3,528,171			-
530690 DEPRECIATION-OTH INFRASTRUCTUR	11,677,015			-
530 OPERATING EXPENDITURES Total	22,940,442	6,540,361	6,991,282	450,921
540 INTERNAL SERVICE CHARGES				
540101 INTERNAL CHARGES	541,515	590,052	632,682	42,630
540102 ADMIN FEE	920,000	633,712	624,722	(8,990)
540201 INSURANCE	251,821	523,632	523,632	-
540202 INTERNAL SER FEES-LEASED EQUIP		17,996	17,996	0
540902 AMORTIZATION	2,013,358			-
540905 OPEB - OTHER POST EMP BENEFITS	102,765			-
540906 - GASB 68 FRS PENSION	(185,119)			-
540 INTERNAL SERVICE CHARGES Total	3,644,340	1,765,391	1,799,031	33,640

08 ENVIRONMENTAL SERVICES DEPARTMENT

PROGRAM - ACCOUNT	FY15 ACTUALS	FY16 ADOPTED	FY17 REQUEST	FY17 TO FY16 VARIANCE
560 CAPITAL OUTLAY				
560640 EQUIPMENT		-		-
560642 EQUIPMENT >\$4999	649,618	620,000	527,325	(92,675)
560646 CAPITAL SOFTWARE>\$4,999		100,000		(100,000)
560650 CONSTRUCTION IN PROGRESS				-
560 CAPITAL OUTLAY Total	649,618	720,000	527,325	(192,675)
08 WATER OPERATIONS Total	31,008,889	12,817,599	13,416,823	599,225
Grand Total	70,828,810	76,181,871	84,956,790	8,774,919

08 ENVIRONMENTAL SERVICES DEPARTMENT

POSITIONS BY PROGRAM

DEPARTMENT - PROGRAM - FUND - JOB TITLE	FTE's
08 ENVIRONMENTAL SERVICES DEPT	
08 CENTRAL TRANSFER STATION OPERA	
40201 CREW CHIEF	1.0
40201 MAINTENANCE WORKER I	2.0
40201 SOLID WASTE OPERATOR I	9.0
40201 SOLID WASTE OPERATOR II	14.0
40201 TEAM LEADER	1.0
08 CENTRAL TRANSFER STATION OPERA Total	27.0
08 ES BUSINESS OFFICE	
40100 ACCOUNTANT	0.1
40100 ACCOUNTING SPECIALIST	2.0
40100 ADMINISTRATIVE ASSISTANT	0.7
40100 CUSTOMER SERVICE MANAGER	1.0
40100 CUSTOMER SERVICE REP	7.0
40100 CUSTOMER SERVICE SUPERVISOR	1.0
40100 DIRECTOR-ENVIRONMENTL SRVCS SF	0.7
40100 FINANCIAL MANAGER	0.7
40100 OFFICE SUPERVISOR	1.0
40100 ONE STOP PERMITTING COORDINATR	1.0
40100 SENIOR FINANCIAL DIV MGR	0.7
40100 UTILITY BILLING SPECIALIST	2.0
40201 ACCOUNTANT	0.9
40201 ADMINISTRATIVE ASSISTANT	0.3
40201 DIRECTOR-ENVIRONMENTL SRVCS SF	0.3
40201 FINANCIAL MANAGER	0.3
40201 SENIOR FINANCIAL DIV MGR	0.3
08 ES BUSINESS OFFICE Total	20.0
08 LANDFILL OPERATIONS PROGRAM	
40201 CREW CHIEF	1.0
40201 MAINTENANCE WORKER I	2.0
40201 SOLID WASTE OPERATOR I	7.0
40201 SOLID WASTE OPERATOR II	9.0
40201 TEAM LEADER	1.0
08 LANDFILL OPERATIONS PROGRAM Total	20.0
08 SW-COMPLIANCE & PROGRAM MANAGE	
40201 COMPLIANCE COORDINATOR	1.0
40201 CUSTOMER SERVICE REP	2.0
40201 DEPUTY SOLID WASTE MANAGER	1.0
40201 ENVIRONMENTAL PROGRAM COORDNTR	2.0
40201 ENVIRONMENTAL PROGRAMS MGR	1.0

08 ENVIRONMENTAL SERVICES DEPARTMENT POSITIONS BY PROGRAM

DEPARTMENT - PROGRAM - FUND - JOB TITLE		FTE's
40201	HAZARDOUS WASTE TECHNICIAN	2.0
40201	MAINTENANCE WORKER I/SPOTTER	1.0
40201	MECHANIC II (GAS TO ENERGY)	1.0
40201	OFFICE SUPERVISOR	2.0
40201	OPERATIONS MANAGER	1.0
40201	PROGRAM COORDINATOR	1.0
40201	SCALE OPERATOR	6.0
40201	SOLID WASTE COORDINATOR	1.0
40201	SOLID WASTE DIV MGR	1.0
40201	STAFF ASSISTANT	1.0
08 SW-COMPLIANCE & PROGRAM MANAGE Total		24.0
08 UTILITIES ENGINEERING PROGRAM		
40100	CHIEF ENGINEER	1.0
40100	CONSTRUCTION MANAGER	1.0
40100	COST CONTROL ADMINISTRATOR	1.0
40100	DOCUMENT CONTROL COORDINATOR	1.0
40100	ENGINEER	1.0
40100	INDUSTRIAL PROGRAMMER	1.0
40100	INSPECTOR	1.0
40100	MANAGEMENT SUPPORT SPECIALIST	1.0
40100	PROJECT MANAGER I	2.0
40100	PROJECT MANAGER II	2.0
40100	SENIOR ENGINEER	1.0
40100	SENIOR INSPECTOR	3.0
40100	UTILITIES ENGINEERING DIV MGR	1.0
08 UTILITIES ENGINEERING PROGRAM Total		17.0
08 WASTEWATER OPERATIONS		
40100	CHIEF WASTEWATER TPO	2.0
40100	CMMS COORDINATOR	1.0
40100	COLLECTIONS LEAD MECHANIC II	3.0
40100	COLLECTIONS MECHANIC I	6.0
40100	COLLECTIONS SUPERVISOR	1.0
40100	COLLECTIONS TECHNICIAN	2.0
40100	DISTRIBUTION MECHANIC I	1.0
40100	INDUSTRIAL PRETREATMENT INSPCT	1.0
40100	INSTRUMENTATION & CONTROL TECH	1.0
40100	INVENTORY SPECIALIST	1.0
40100	LINE LOCATOR TECHNICIAN	1.0
40100	MECHANIC I	1.0
40100	PLANT MAINTENANCE ELECTRICIAN	2.0
40100	RECLAIMED OPERATOR	2.0

08 ENVIRONMENTAL SERVICES DEPARTMENT

POSITIONS BY PROGRAM

DEPARTMENT - PROGRAM - FUND - JOB TITLE	FTE's
40100 UTILITIES WORK PLANNER	1.0
40100 WASTEWATER OPERATIONS MANAGER	1.0
40100 WASTEWATER TREATMENT PLANT OPR	9.0
08 WASTEWATER OPERATIONS Total	36.0
08 WATER OPERATIONS	
40100 CHIEF WATER TPO	4.0
40100 CMMS COORDINATOR	1.0
40100 CROSSCONNECTIONCONTROLINSPECTR	1.0
40100 DISTRIBUTION LEAD MECHANIC II	3.0
40100 DISTRIBUTION MECHANIC	1.0
40100 DISTRIBUTION MECHANIC I	8.0
40100 DISTRIBUTION SUPERVISOR	1.0
40100 DISTRIBUTION TECHNICIAN	10.0
40100 FIELD OPERATIONS MANAGER	1.0
40100 INDUSTRIAL PROGRAMMER	0.0
40100 INSTRUMENTATION & CONTROL TECH	1.0
40100 INVENTORY SPECIALIST	2.0
40100 LEAD DISTRIBUTION TECH	1.0
40100 LINE LOCATOR TECHNICIAN	1.0
40100 METER SERVICES SUPERVISOR	1.0
40100 PLANT MAINTENANCE ELECTRICIAN	2.0
40100 PLANT MECHANIC II	1.0
40100 STAFF ASSISTANT	1.0
40100 TECHNOLOGY COORDINATOR	1.0
40100 UTILITIES OPERATIONS DIV MGR	1.0
40100 UTILITIES OPS COORDINATOR	1.0
40100 UTILITY ENTERPRISE ASSET MGR	1.0
40100 WAREHOUSE SUPERVISOR	1.0
40100 WATER CONSERVATION COORDINATOR	1.0
40100 WATER OPERATIONS MANAGER	1.0
40100 WATER PLANT OPERATOR	1.0
40100 WATER TREATMENT PLANT OPERATOR	8.0
40100 WATER TREATMENT PLNT OPR	6.0
08 WATER OPERATIONS Total	62.0
08 ENVIRONMENTAL SERVICES DEPT Total	206.0

ENVIRONMENTAL SERVICES DEPT

SW-01

08 SW-COMPLIANCE & PROGRAM MANAGE - 40201 SOLID WASTE FUND

NEW HAZARDOUS WASTE TECHNICIANS

01

Justification: (Limit to 1 Page)

The Solid Waste Division is requesting additional hazardous waste technician position (1 existing +1 new = 2 total) starting in FY 16/17. Te addition of the second hazardoua waste technician will help mitigate environmental and regulatory risk, provide better customer services in HHW, and reduce expended for the Division. More detail provided in attached memo.

Additional Staff Required (List FTEs in Justification): #

1

Additional Equipment or Vehicle Needs (List in Justification): YES NO

FIVE YEAR FINANCIAL IMPACT

FISCAL YEAR	EXPENDITURE INCREASES	EXPENDITURE SAVINGS	REVENUES	NET	NOTES
FY 2016/17	34,233			34,233	
FY 2017/18	34,233			34,233	
FY 2018/19	34,233			34,233	
FY 2019/20	34,233			34,233	
FY 2020/21	34,233			34,233	
			TOTAL	171,163	

Status: UNFUNDED

STATUS DETERMINED BY COUNTY MANAGEMENT

ENVIRONMENTAL SERVICES DEPT

ES-02

08 WATER OPERATIONS - 40100 WATER AND SEWER FUND

WATER OPERATION RECLASSIFICATIONS

02

Justification: (Limit to 1 Page)

- *Change two (2) Distribution Technicians to Lead Distribution Technicians. Payband A3 to Payband A4. Lead Distribution Technicians would allow the Meter Services Supervisor to be more proficient in coordinating meter reading efforts by:*
 - *Effectively balancing workload among distribution techs.*
 - o *Flatten peaks in heavy and light load assignments (productivity stays consistent)*
 - o *Reduction in windshield time by grouping techs in geographical regions (saves fuel, more productive time)*
 - *Off-load less complex decisions from Meter Services Supervisor to an Lead Distribution Technician with considerable experience (provides for a quicker field response)*
 - *Ensure consistent record keeping and data entry among Distribution Technicians.*
 - *Central point of contact for billing office and Asset Manager for reports/photos/logs (provides for quicker response time)*
 - *Supports field staff by addressing customer issues and concerns in the field before having them escalate to the Meter Services Supervisor.*
 - *Current hierarchy used by the Collections and Distribution teams.*
 - *Change Princiipal Engineer (087802) to Industrial Programmer (087806)The major facility projects that have been completed through Fiscal Year 2015. These facilities now require more technological skills to operate and oversee their operations. It has been determined that an Industrial Programmer is needed to ensure compliance and protect customers from water issues that could occur without adding this position. Having the major facility capital improvement projects completed, a planned Capital Improvement Program, knowledgeable Project Management (Engineering) staff, and efficiencies in processes, the vacant position of Principal Engineer does not have to be filled at this time. Therefore, it is being requested that the position of Principal Engineer be reclassified to an Industrial Programmer position. This will result in a savings due to the pay band difference.*
- *Change the payband for Technology Coordinator from a D2 to a D4. No salary change.*
- *Identify consequences of not funding -*
- *Total cost including future financial impact*

Additional Staff Required (List FTEs in Justification): #

Additional Equipment or Vehicle Needs (List in Justification): YES NO

FIVE YEAR FINANCIAL IMPACT

FISCAL YEAR	EXPENDITURE INCREASES	EXPENDITURE SAVINGS	REVENUES	NET	NOTES
FY 2016/17	73,904	85,250		(11,346)	Changes reflected in Rate Study.
FY 2017/18				-	
FY 2018/19				-	
FY 2019/20				-	
FY 2020/21				-	
TOTAL				(11,346)	

Status: UNFUNDED

STATUS DETERMINED BY COUNTY MANAGEMENT

ENVIRONMENTAL SERVICES DEPT

ES-03

08 WATER OPERATIONS - 40100 WATER AND SEWER FUND

NEW POSITION - PLANT MAINTENANCE TECHNICIAN II

03

Justification: (Limit to 1 Page)

•By authorizing this position, Technologies Section service level will improve by not having emergency maintenance repair tasks breaking into the Plant Maintenance Electricians workload and allowing them to be in the plants performing their core duties more effectively. As we upgrade our processes and electrical control systems with more industrial equipment the growth in our need for more industrial mechanical staff is expected to grow. If this position is not funded, Technologies staff time and service levels in the plants will decrease due to additional emergency break in work and repair duties. Effectiveness, efficiency and productivity with the current Plant Maintenance Electrician staffing level will decrease.

• **Statistics:**

Number of previntive and predictive maintenance work orders can be upwards of 25-30 work orders per week. On average the Plant Maintenance Electricians are called to perform break in emergency tasks up to 20 times per week. This includes calls for chemical feed system failures, Power Loss, Equipment start failure and basic mechanical repairs . Number of emergency calls are at least 60-80 times a month and currently the two Plant Maintenance Electricians are the only ones to answer such calls. These calls can be received during normal business hours or nights and weekends.

Additional Staff Required (List FTEs in Justification): #

1

Additional Equipment or Vehicle Needs (List in Justification): YES NO

FIVE YEAR FINANCIAL IMPACT

FISCAL YEAR	EXPENDITURE INCREASES	EXPENDITURE SAVINGS	REVENUES	NET	NOTES
FY 2016/17	48,750			48,750	
FY 2017/18	48,750			48,750	
FY 2018/19	48,750			48,750	
FY 2019/20	48,750			48,750	
FY 2020/21	48,750			48,750	
			TOTAL	243,750	

Status: UNFUNDED

STATUS DETERMINED BY COUNTY MANAGEMENT

ENVIRONMENTAL SERVICES DEPT

ES-04

08 ES BUSINESS OFFICE - 40100 WATER AND SEWER FUND

NEW POSITION - BILLING SPECIALIST

04

Justification: (Limit to 1 Page)

• Request for one (1) Utility Billing Specialist Position to be added to the Business Office – Billing. This position will be part of the Billing section and primarily will be used as a dispatcher to communicate with field operations staff, answer the emergency line during business hours and create/close work orders generated by the Billing Section, Customer Service Section and One-Stop Permitting. Beginning in FY 2016, all work orders done by field operations staff will need to go through JDE software to be able to record material (inventory process) and labor needed for field tasks. Due to the fact that the billing software (Naviline) requires work orders to be produced to allow the set up of meters and new customers, these work orders also will be created in JDE for the work to be assigned to field staff. This task will be done by this position along with closing out all work orders in the billing software and updating customer records as needed. Currently, all Customer Service Representatives radio out to the field and attempt to answer the radio from field staff. At times, all representatives are busy with either telephone calls from customers or working with customers in the lobby. This creates issues with the field staff and the customers they are trying to service by delaying the answering of questions that may come up regarding their account or issue. Calls outs will be done expediently by centralizing the task. This position will also be used to create the work orders needed through Public Stuff communications to get them to operations immediately to get the issue resolved in an expedited manner. Additionally, by taking all radio transmissions out of the Customer Service area, they will be able to deal with both telephone and walk-in customers more effectively and efficiently. By authorizing this position, Field Operation service level will improve by not having the task of creating the work orders and allowing them to be in the field performing their core duties more efficiently. These work orders will also be the tool in which service levels for field staff can be measured and benchmarked leading to processes that will create a higher level of service to customers. Public Stuff inquires will be centralized, work orders created and communication to the field by this position resulting in quicker responses to the citizens. If this position is not funded, operational staff time and service levels in the field will decrease due to additional office work order duties. Effectiveness, efficiency and productivity with the current field staffing level will decrease.

Additional Staff Required (List FTEs in Justification): #

1

Additional Equipment or Vehicle Needs (List in Justification): YES NO

FIVE YEAR FINANCIAL IMPACT

FISCAL YEAR	EXPENDITURE INCREASES	EXPENDITURE SAVINGS	REVENUES	NET	NOTES
FY 2016/17	40,668			40,668	
FY 2017/18	40,668			40,668	
FY 2018/19	40,688			40,688	
FY 2019/20	40,668			40,668	
FY 2020/21	40,668			40,668	
TOTAL				203,360	

Status: UNFUNDED

STATUS DETERMINED BY COUNTY MANAGEMENT

BUDGET DOCUMENT

11 DEVELOPMENT SERVICES DEPARTMENT

BUILDING
DEVELOPMENT SERVICES BUSINESS OFFICE
DEVELOPMENT REVIEW ENGINEERING
MASS TRANSIT PROGRAM (LYNX)
PLANNING AND DEVELOPMENT



11 DEVELOPMENT SERVICES DEPARTMENT

FUND - PROGRAM	FY15 ACTUALS	FY16 ADOPTED	FY17 REQUEST	FY17 TO FY16 VARIANCE
01 GENERAL FUNDS				
11 BUILDING	28,345	44,430	50,239	5,809
11 DEV SVCS BUSINESS OFFICE	582,802	436,285	498,029	61,744
11 DEVELOPMENT REVIEW ENGINEERING	8,897	682,620	781,220	98,601
11 PLANNING AND DEVELOPMENT	1,345,794	1,693,582	1,564,252	(129,331)
01 GENERAL FUNDS Total	1,965,838	2,856,916	2,893,740	36,823
04 TRANSPORTATION FUNDS				
11 DEVELOPMENT REVIEW ENGINEERING	-		2,541	2,541
11 MASS TRANSIT PROGRAM (LYNX)	6,199,500	6,432,476	6,777,071	344,595
04 TRANSPORTATION FUNDS Total	6,199,500	6,432,476	6,779,612	347,136
07 BUILDING FUNDS				
11 BUILDING	2,477,528	3,093,638	3,435,979	342,341
07 BUILDING FUNDS Total	2,477,528	3,093,638	3,435,979	342,341
11 GRANT FUNDS				
11 PLANNING AND DEVELOPMENT	36,584			-
11 GRANT FUNDS Total	36,584			-
13 SPECIAL REVENUE FUNDS				
11 DEV SVCS BUSINESS OFFICE		108,084	148,281	40,197
13 SPECIAL REVENUE FUNDS Total		108,084	148,281	40,197
Grand Total	10,679,449	12,491,114	13,257,612	766,498

11 DEVELOPMENT SERVICES DEPARTMENT

PROGRAM - ACCOUNT	FY15 ACTUALS	FY16 ADOPTED	FY17 REQUEST	FY17 TO FY16 VARIANCE
11 BUILDING				
310 TAXES				
322100 BUILDING PERMITS	(2,099,338)	(2,125,000)		2,125,000
310 TAXES Total	(2,099,338)	(2,125,000)		2,125,000
320 PERMITS FEES & SPECIAL ASSMTS				
322102 ELECTRICAL	(328,323)	(310,000)		310,000
322103 PLUMBING	(243,864)	(215,000)		215,000
322104 MECHANICAL	(252,005)	(230,000)		230,000
322106 WELLS	(7,310)	(8,500)		8,500
322107 SIGNS	(34,482)	(30,000)		30,000
322108 GAS	(75,905)	(65,000)		65,000
320 PERMITS FEES & SPECIAL ASSMTS Total	(941,889)	(858,500)		858,500
340 CHARGES FOR SERVICES				
342516 AFTER HOURS INSPECTIONS	(98,480)	(80,000)		80,000
342590 REINSPECTIONS	(269,343)	(210,000)		210,000
349210 FLOOD ZONE REVIEW	(9,960)	(8,000)		8,000
340 CHARGES FOR SERVICES Total	(377,783)	(298,000)		298,000
360 MISCELLANEOUS REVENUES				
361100 INTEREST ON INVESTMENTS		(1,500)		1,500
364100 FIXED ASSET SALE PROCEEDS		(1,500)		1,500
367110 COMPETENCY CERTIFICATE	(55,350)	(46,000)		46,000
369900 MISCELLANEOUS-OTHER	(142,720)	(135,000)		135,000
369910 COPYING FEES	(4,666)	(2,500)		2,500
369925 CC CONVENIENCE FEES	(30,799)	(30,000)		30,000
360 MISCELLANEOUS REVENUES Total	(233,535)	(216,500)		216,500
399 FUND BALANCE				
399999 BEGINNING FUND BALANCE		(1,891,689)		1,891,689
399 FUND BALANCE Total		(1,891,689)		1,891,689
510 PERSONNEL SERVICES				
510120 REGULAR SALARIES AND WAGES	1,522,494	1,802,529	1,942,056	139,527
510140 OVERTIME	29,191	25,000	25,000	-
510150 SPECIAL PAY	740	2,790	2,790	-
510210 SOCIAL SECURITY MATCHING	114,298	139,806	150,480	10,674
510220 RETIREMENT CONTRIBUTIONS	116,725	140,301	153,256	12,955
510230 HEALTH AND LIFE INSURANCE	309,126	428,028	487,128	59,100
510240 WORKERS COMPENSATION	15,029	23,298	46,739	23,441
510 PERSONNEL SERVICES Total	2,107,603	2,561,752	2,807,449	245,697

11 DEVELOPMENT SERVICES DEPARTMENT

PROGRAM - ACCOUNT	FY15 ACTUALS	FY16 ADOPTED	FY17 REQUEST	FY17 TO FY16 VARIANCE
530 OPERATING EXPENDITURES				
530340 OTHER SERVICES	42,215	78,500	96,500	18,000
530400 TRAVEL AND PER DIEM	2,555	3,000	8,000	5,000
530401 TRAVEL - TRAINING RELATED	744	3,200	3,450	250
530410 COMMUNICATIONS				-
530460 REPAIRS AND MAINTENANCE		300	2,300	2,000
530470 PRINTING AND BINDING				-
530490 OTHER CHARGES/OBLIGATIONS		1,500	6,500	5,000
530510 OFFICE SUPPLIES	2,871	6,605	6,825	220
530520 OPERATING SUPPLIES	3,584	10,357	11,015	658
530522 OPERATING SUPPLIES-TECHNOLOGY	4,550	5,350	2,726	(2,624)
530540 BOOKS, DUES PUBLICATIONS	10,030	13,187	23,167	9,980
530550 TRAINING	3,115	10,500	30,200	19,700
530 OPERATING EXPENDITURES Total	69,664	132,499	190,683	58,184
540 INTERNAL SERVICE CHARGES				
540101 INTERNAL CHARGES	171,101	184,295	228,892	44,597
540102 ADMIN FEE	136,338	109,816	191,957	82,141
540201 INSURANCE	21,167	13,158	13,158	-
540202 INTERNAL SER FEES-LEASED EQUIP		8,825	8,825	0
540 INTERNAL SERVICE CHARGES Total	328,606	316,094	442,831	126,738
560 CAPITAL OUTLAY				
560642 EQUIPMENT >\$4999		127,722	45,254	(82,468)
560 CAPITAL OUTLAY Total		127,722	45,254	(82,468)
11 BUILDING Total	(1,146,672)	(2,251,622)	3,486,217	5,737,839

11 DEVELOPMENT SERVICES DEPARTMENT

PROGRAM - ACCOUNT	FY15 ACTUALS	FY16 ADOPTED	FY17 REQUEST	FY17 TO FY16 VARIANCE
11 DEV SVCS BUSINESS OFFICE				
320 PERMITS FEES & SPECIAL ASSMTS				
329170 ARBOR PERMIT	(21,900)			-
329180 DREDGE/FILL PERMIT	(3,000)			-
320 PERMITS FEES & SPECIAL ASSMTS Total	(24,900)			-
340 CHARGES FOR SERVICES				
341320 SCHOOL ADMIN FEE	(121,757)			-
341910 ADDRESSING FEES				-
349200 CONCURRENCY REVIEW	(20,290)			-
340 CHARGES FOR SERVICES Total	(142,047)			-
350 JUDGEMENTS FINES & FORFEITS				
354200 CODE ENFORCEMENT	(222,460)			-
350 JUDGEMENTS FINES & FORFEITS Total	(222,460)			-
360 MISCELLANEOUS REVENUES				
369900 MISCELLANEOUS-OTHER	(35,910)			-
369910 COPYING FEES	(1,369)			-
369911 MAPS AND PUBLICATIONS	(41)			-
360 MISCELLANEOUS REVENUES Total	(37,320)			-
510 PERSONNEL SERVICES				
510120 REGULAR SALARIES AND WAGES	258,711	223,639	244,682	21,043
510150 SPECIAL PAY	3,054	2,310	2,310	-
510210 SOCIAL SECURITY MATCHING	19,222	17,108	19,264	2,156
510220 RETIREMENT CONTRIBUTIONS	33,612	27,355	29,224	1,869
510230 HEALTH AND LIFE INSURANCE	46,265	43,339	54,143	10,804
510240 WORKERS COMPENSATION	286	358	(36)	(394)
510 PERSONNEL SERVICES Total	361,150	314,110	349,587	35,477
530 OPERATING EXPENDITURES				
530310 PROFESSIONAL SERVICES		5,000	5,000	-
530340 OTHER SERVICES	125,800	108,084	158,281	50,197
530400 TRAVEL AND PER DIEM		200	200	-
530401 TRAVEL - TRAINING RELATED	504	1,072	1,622	550
530490 OTHER CHARGES/OBLIGATIONS				-
530499 CHARGES/OBLIGATIONS-CONTINGENC				-
530510 OFFICE SUPPLIES	651	3,000	3,125	125
530520 OPERATING SUPPLIES		1,250	1,750	500
530522 OPERATING SUPPLIES-TECHNOLOGY			968	968
530540 BOOKS, DUES PUBLICATIONS	79,691	74,728	75,537	809
530550 TRAINING	575	855	1,230	375
530 OPERATING EXPENDITURES Total	207,221	194,189	247,713	53,524

11 DEVELOPMENT SERVICES DEPARTMENT

PROGRAM - ACCOUNT	FY15 ACTUALS	FY16 ADOPTED	FY17 REQUEST	FY17 TO FY16 VARIANCE
540 INTERNAL SERVICE CHARGES				
540101 INTERNAL CHARGES	14,431	18,643	24,295	5,652
540102 ADMIN FEE		15,408	22,696	7,288
540202 INTERNAL SER FEES-LEASED EQUIP		2,019	2,019	-
540 INTERNAL SERVICE CHARGES Total	14,431	36,070	49,010	12,940
560 CAPITAL OUTLAY				
560650 CONSTRUCTION IN PROGRESS				-
560 CAPITAL OUTLAY Total				-
11 DEV SVCS BUSINESS OFFICE Total	156,074	544,369	646,310	101,941

11 DEVELOPMENT SERVICES DEPARTMENT

PROGRAM - ACCOUNT	FY15 ACTUALS	FY16 ADOPTED	FY17 REQUEST	FY17 TO FY16 VARIANCE
11 DEVELOPMENT REVIEW ENGINEERING				
340 CHARGES FOR SERVICES				
342560 ENGINEERING		(300,000)	(300,000)	-
340 CHARGES FOR SERVICES Total		(300,000)	(300,000)	-
510 PERSONNEL SERVICES				
510120 REGULAR SALARIES AND WAGES		457,163	521,930	64,767
510140 OVERTIME			2,525	2,525
510150 SPECIAL PAY		600	600	-
510210 SOCIAL SECURITY MATCHING		34,973	41,222	6,249
510220 RETIREMENT CONTRIBUTIONS		40,525	39,121	(1,404)
510230 HEALTH AND LIFE INSURANCE		82,591	86,542	3,951
510240 WORKERS COMPENSATION		8,183	13,556	5,373
510 PERSONNEL SERVICES Total		624,036	705,496	81,460
530 OPERATING EXPENDITURES				
530400 TRAVEL AND PER DIEM		700	900	200
530401 TRAVEL - TRAINING RELATED		716	1,920	1,204
530470 PRINTING AND BINDING		265	275	10
530510 OFFICE SUPPLIES		700	1,125	425
530520 OPERATING SUPPLIES		1,985	3,875	1,890
530522 OPERATING SUPPLIES-TECHNOLOGY			2,000	2,000
530540 BOOKS, DUES PUBLICATIONS		1,080	2,895	1,815
530550 TRAINING		1,730	5,225	3,495
530 OPERATING EXPENDITURES Total		7,176	18,215	11,039
540 INTERNAL SERVICE CHARGES				
540101 INTERNAL CHARGES	8,897	22,521	24,805	2,284
540102 ADMIN FEE		25,715	32,073	6,358
540202 INTERNAL SER FEES-LEASED EQUIP		3,172	3,172	-
540 INTERNAL SERVICE CHARGES Total	8,897	51,407	60,050	8,643
11 DEVELOPMENT REVIEW ENGINEERING Total	8,897	382,620	483,761	101,142

11 DEVELOPMENT SERVICES DEPARTMENT

FY17 TO FY16

PROGRAM - ACCOUNT	FY15 ACTUALS	FY16 ADOPTED	FY17 REQUEST	VARIANCE
11 MASS TRANSIT PROGRAM (LYNX)				
530 OPERATING EXPENDITURES				
530340 OTHER SERVICES	6,199,500			-
530490 OTHER CHARGES/OBLIGATIONS		-		-
530 OPERATING EXPENDITURES Total	6,199,500	-		-
580 GRANTS & AIDS				
580811 AID TO GOVERNMENTAL AGENCIES		6,432,476	6,777,071	344,595
580 GRANTS & AIDS Total		6,432,476	6,777,071	344,595
11 MASS TRANSIT PROGRAM (LYNX) Total	6,199,500	6,432,476	6,777,071	344,595



June 13, 2016

Ms. Nicole Guillet
County Manager
Seminole County Services Building
1101 East First Street
Sanford, FL 32771

Subject: LYNX' Budget Submittal for FY2017

Dear Ms. Guillet,

On April 14, 2016, my staff presented to the LYNX Board of Directors a "Preliminary Operating Budget" for FY2017. The presentation included key "Budget Development Assumptions" as follows:

- FY2017 Funding based on the adopted LYNX Funding Model
- Maximize current service levels through efficiencies
- Apply additional Flex (NeighborLink) services, where appropriate
- Maintain current Preventative Maintenance funding level, as approved by LYNX' Board
- Maximize use of anticipated Advertising Revenue
- Anticipated increase in Royalties from third party usage of Compressed Natural Gas (CNG)
- Salary increases consistent with Funding Partners
- Anticipated impact of a new Union contract
- Continuation of Fuel Hedging Program, as appropriate
- Annualized impacts of conversion to Compressed Natural Gas (CNG)
- Impacts of converting to Self-Insured Health Insurance Program
- Continued application of reductions based on LYNX ownership of Paratransit vehicles
- Continuation of Bio-diesel Program, as appropriate

407-841-2279

www.golynx.com

455 North Garland Avenue
Orlando, FL 32801-1518

On January 31, 2013, LYNX' Board of Directors formally adopted the "Funding Model" which is used to establish the level of funding by each Funding Partner for LYNX during each fiscal year. Through use of the model, LYNX is able to properly fund its operation and the cost of services is appropriately distributed based on service supplied.

In order to formalize the process of utilizing the Funding Model to establish the funding levels each year, LYNX would like to enter into a "Master Agreement" with all of the Funding Partners regarding the funding of LYNX pursuant to the "Funding Formula". On May 5, 2015, LYNX' Legal Counsel and staff provided an overview of the "Master Agreement" to the Finance & Audit Committee for input and comments. The FY2016 Funding Model was discussed in detail as well as the agreement. The Finance & Audit Committee recommended acceptance of the FY2016 Preliminary Funding Model and Master Agreement as presented. Since that time, LYNX Finance staff have been in ongoing conversations with the Finance & Audit Committee members regarding the formal adoption of the Master Agreement by each funding partner.

Based on the FY2017 Budget Development Assumptions as well as input from LYNX' Finance & Audit Committee, County and City staff and the LYNX Board, we prepared the FY2017 funding request. As indicated above, LYNX is continuing the utilization of its funding model to allocate each jurisdiction's share of the costs of operations in FY2017.

As a result of utilizing the Funding Model, the FY2017 local funding amounts have increased by 9.21% compared to FY2016. The LYNX Funding Model takes into account the level of service by geographic area, federal and state grants, estimated farebox recovery, and other directly generated LYNX revenue in order to determine the local share by funding partner. In addition, the model provides for local capital contributions utilizing an established hourly rate currently set at \$2.00.

FY2017 Budget Opportunities and Challenges: The FY2017 budget year will be a challenge for various reasons including declining customer fare revenue, potential healthcare cost increases and Union Contract negotiations, which could potentially increase local funding requirements and operating expenses for salaries, wages, and fringe. Other factors impacting the FY2017 Preliminary Operating Budget include increases for professional and purchased transportation services.

Within the current funding parameters, LYNX is committed to delivering the best possible service to Seminole County and continuing to seek ways to make service more efficient, similar to changes made to accommodate SunRail connectivity and implementation of additional feeder services. In addition, with SunRail having a two year anniversary, focusing on growing ridership and beginning construction on the southern seventeen (17) mile expansion with anticipated completion in early 2018, transit service levels and corresponding funding needs will continue to be at the forefront.

In spite of the aforementioned challenges, LYNX staff has taken advantage of new opportunities when developing the FY2017 Preliminary Operating Expenses, resulting in a *decrease* of approximately \$4.4 million in the following expense categories:

- \$3,889,113 in Fuel Expense
- \$532,000 in Repairs & Maintenance – Building & Grounds

The FY2017 Operating Budget does not include a fare increase or a reduction of service. If funding is not available at the requested level, LYNX may need to consider a fare increase or a service reduction to address the funding shortfall. As such, LYNX staff has submitted a proposal to perform a comprehensive fare review and equity analysis to identify appropriate fare levels per mode that would support necessary fare revenue levels.

The last actual fare increase occurred in January 2009 that included raising the full fare from \$1.75 to \$2.00, with an increase in discount fares and pass prices, accordingly. Since that time, LYNX has been able to maintain and increase ridership levels that resulted in reasonable levels of fare revenue. With the recent decline in ridership, fare revenue is also declining, thereby necessitating the review of LYNX' fare structure and policy. Recommended fare prices for all media will be proposed and reviewed during this analysis.

In addition, LYNX is considering the use of mobile payments to enhance LYNX' customer experience, reduce the cost of fare operations and deliver long term value. Through the use of mobile payments, LYNX may be in position to uniquely provide the vision and roadmap for LYNX to incrementally evolve a mobile fare solution to use technology that will synthesize and personalize trip planning, fare purchases, rider alerts, station amenities, and more. The cost savings and benefits from having a mobile payment solution can be leveraged to enable a coherent, universally accessible system for the Central Florida Region and the diversity of its riders.

As a result, Seminole County's operating funding request for FY2017 in accordance with the LYNX Funding Model totals \$7,149,433. This is an increase of fifteen point seven eight percent (15.78%) compared to the FY2016 Amended Operating Budget amount of \$6,175,067.

In addition, Seminole County is considering increasing its contribution to support the State Road 436 Transit Study from \$360,000 to \$455,000. Therefore, Seminole County's operating funding request for FY2017 will be adjusted for the anticipated increase in funding in the amount of \$95,000.

Provided below is additional detail on the FY2017 Preliminary Operating Budget funding partner request, as well as, a discussion on service levels specific to service in Seminole County.

FY2017 Total Funding Request: The Seminole County total funding request for FY2017 is \$7,460,255, including the \$2 capital contribution in the amount of \$215,822, which is approximately sixteen point seven seven percent (16.77%) *higher* than the FY2016 total funding request in the amount of \$6,389,083 as detailed below:

Funding Requests	FY2017	FY2016	% Change
Funding Model - Operating Amount	\$7,149,433	\$6,175,067	15.78%
Funding Model - \$2 Capital Contribution	215,822	214,016	.84%
Additional Funding SR 436 Transit Study	95,000	-	N/A
Total Funding Request	\$7,460,255	\$6,389,083	16.77%

Key Budget Assumptions: Some of the key issues addressed in order to achieve this budget request are as follows:

Level of Service: The existing service provided by LYNX in Seminole County includes fixed-route bus, as well as, “NeighborLink” (NL) services in Oviedo (Link 622), Goldsboro (Link 651), and Paratransit service. Service levels in the FY2017 Operating Budget for Seminole County are consistent with FY2016 levels as of December 2015.

Fuel: We will continue to employ the fuel hedging arrangement with a third party for stabilization of the budget with regard to diesel and unleaded fuel purchases. The FY2017 preliminary budget assumes the average cost per gallon at \$1.63 for diesel factoring \$1.58 for the hedged diesel fuel and \$1.51 for unleaded factoring \$1.48 for the hedged unleaded fuel.

On December 4, 2015, as we monitored the fuel prices over several months, we took advantage of a great opportunity to lock in our future purchases for diesel and unleaded for FY2017, respectively as follows:

Percentage	Ultra Low Sulfur Diesel Gallons/Month	Ultra Low Sulfur Diesel Average Price/Gallon	Unleaded 87 Octane Gasoline Gallons/Month	Unleaded 87 Octane Gasoline Average Price/Gallon
76%	210,000	\$1.582		
74%			80,000	\$1.478
Total/Average	210,000	\$1.582	80,000	\$1.478

Ms. Nicole Guillet

June 13, 2016

Page 5 of 11

The other remaining quantities will continue to fluctuate with the spot market. We will continue to monitor fuel prices over the summer, but at the present time we believe continuation of the fuel hedging program will be beneficial. The primary purpose of the program is to give us some level of budget stability by attempting to eliminate the extreme price fluctuations we have previously experienced. We will continue to keep the Board apprised of the results of the hedging program.

On January 27, 2015, LYNX executed a "Fuel Purchase Agreement" with NoPetro to promote the development, construction and operation of a CNG fueling station to fuel buses and other vehicles owned, leased or operated by LYNX. The agreement also provides for NoPetro to develop, finance, construct, operate and maintain a CNG fueling station adjacent to LYNX premises. In addition, NoPetro was contracted to renovate LYNX Operations Center (LOC) maintenance facility to allow staff to safely maintain our new fleet.

On March 16, 2015, LYNX executed a Master Equipment/Lease Purchase Agreement with Bank of America, N.A. for the leasing of ten (10) CNG buses at a cost of \$5,430,870 over a five year term. These ten (10) buses, plus the additional twenty-five (25) purchased with federal funds were the replacement fleet supporting the thirty-five (35) bus requirement to begin the conversion to CNG. The acquisition of the ten (10) additional buses helped to further reduce the high maintenance costs associated with the operation of an aging fleet. LYNX is utilizing the local two dollar (\$2) capital funds to support the lease payments.

LYNX continued investment in CNG vehicles will help our community move toward a more environmentally sustainable future. LYNX anticipates purchasing a total of 150 CNG buses over the first five year period pursuant to the terms of the agreement.

On January 28, 2016, LYNX' Board authorized an amendment to the agreement to allow for a contractual arrangement between NoPetro and Peoples Gas system, a Division of Tampa Electric Company (TECO), whereas TECO would own all the equipment and NoPetro would operate and maintain the facility.

The CNG fueling facility opened on April 15, 2016 as part of a public-private partnership (P3) with LYNX. The scope of the P3 includes the fueling infrastructure, LYNX maintenance facility improvements, CNG bus fleet conversion and a revenue sharing component. Based on the terms of the agreement, LYNX receives \$.085 per diesel gallon equivalent (DGE). LYNX is anticipating an increase in Royalties from third party usage of CNG compared to FY2016. Based on recent discussions with NoPetro, they have secured more third party contracts than originally anticipated.

Based on the economic and environmental benefits inherent in the transition from diesel to less expensive, clean and domestic CNG fuel, LYNX has the opportunity to significantly reduce its annual budgetary fuel outlay over the next fifteen (15) to twenty

(20) years. As such, the FY2017 preliminary budget assumes the cost per gallon at \$2.43 for CNG fuel and adders as follows:

CNG Net Price Per DGE	\$	0.40
Delivery Cost		0.43
Compression Fee		1.10
Subtotal – Net CNG Fuel Cost Per DGE	\$	1.93
Adder – Facility Improvements		0.40
Adder - Fueling Staff		0.10
Total - Net CNG Fuel Cost Per DGE	\$	2.43

Over the past year, LYNX staff has worked diligently with the Federal Transit Administration (FTA) to utilize the proceeds from the sale of LYNX’ South Street Facility to support funding of the CNG improvements. On December 21, 2016, FTA notified LYNX staff that the sale proceeds from the South Street facility could not be used to fund the CNG Improvements. On May 26, 2016, LYNX’ Board approved the use of the available \$2 Capital Funds to cover the cost of the CNG improvements which will eliminate the \$.40 adder included in the fuel cost. **It is estimated that the adder elimination would reduce the fuel budget by \$350,000.**

Paratransit Contract: One of LYNX’ largest budgetary line-items includes the cost of Paratransit service. Previously, LYNX provided three primary Paratransit trip types including Americans with Disabilities Act (ADA), Transportation Disadvantaged (TD), and Medicaid door-to-door transportation services. The Medicaid reform in March 2015 eliminated the LYNX provision of Medicaid Paratransit transportation. There was concern that former Medicaid customers would attempt to circumvent the system and continue to use LYNX paratransit service for Medicaid compensable trips. However, LYNX instituted several efforts to ensure that trip dumping does not occur and is continually monitoring the other Paratransit programs to minimize the impact of potential trip dumping.

The FY2017 Preliminary Operating Budget includes an increase for Paratransit cost. The Paratransit services ridership statistics were based on the most recent data, which was calendar year 2015’s ridership that identified increases in TD trip levels. On May 18, 2016, LYNX staff provided an overview of the anticipated trip increases for FY2017 to the Finance & Audit Committee. It was determined that the major factors driving the increase are related to the following trends over the past two or three years:

- ✓ Americans with Disabilities (ADA) trips are increasing for employment and school purposes.
- ✓ Transportation Disadvantaged (TD) trips are increasing for dialysis, work, and school purposes.

LYNX staff anticipated trip increases of 3.81% for ADA over projected FY2016 actuals and 17.06% for TD for an overall trip increase of 8.53%, which is reflected in the FY2017 Preliminary Operating Budget. If ridership trends for ADA and TD trips exceed the projected trip levels, LYNX may need to make additional adjustments in the final FY2017 Adopted Budget.

Personnel Expenses: The amount for personnel expenses in FY2017 is approximately three point nine percent (3.9%) greater than FY2016 at \$76.1 million. Also, the personnel expenses represent the assumption that healthcare insurance will increase over the current year rate by approximately twelve point sixty two percent (12.62%). In addition, we are reviewing staffing requirements for all departments assessing the needs prior to finalizing the FY2017 Operating Budget.

Union Negotiations and Pension Reform: LYNX staff began negotiations with ATU Local 1596 to produce a new union contract covering the next three to five fiscal years. Because this contract has not been negotiated to date, there may be budgetary impacts that will need to be taken into account in the final FY2017 Adopted Budget or through future budget amendments.

On April 14, 2016, LYNX' Board of Directors General Counsel Pat Christiansen, with Akerman LLP, provided a status report to the Board regarding matters related to Amalgamated Transit Union (ATU) Local 1596 Pension Plan and Retirement Plan. The status report addressed several issues that are in dispute between the Pension Trustees and the Union and Management as follows:

- Arbitration Demand – Suing Employer to Recover Contributions
- Arbitration Demand – Contribution Rate
- Arbitration Demand – Legal Counsel Fees
- 2012 Collective Bargaining Agreement – Article 30, Section 5. “Pension Plan”
- 2012 Collective Bargaining Agreement – Article 46, “Duration, Modification and Termination of Agreement”

Although the Union membership voted in favor of the 2012 Collective Bargaining Agreement, (463 in favor and 35 against), which included the closing of the Pension Plan to new employees and the implementation of a new Retirement Plan, the above disputes have continued for several years.

As of March 1, 2014, all new LYNX Union employees entered into the new LYNX Defined Contribution (DC) Plan. The DC Plan includes a six percent (6%) employer contribution along with an optional 1, 2, or 3 percent employee contribution that is matched fifty cents (\$.50) on the dollar by LYNX. The FY2017 Preliminary Operating Budget includes the new pension plan rates for all vacant union and administrative employees.

LYNX staff will make every effort to continue to negotiate a fair union contract that maintains projected budgetary estimates.

Healthcare: LYNX' health insurance expenses have been fluctuating over the past five (5) years, leading to health insurance plan changes, rate increases, and staff review of potential options that could assist with stabilizing cost while providing adequate levels of coverage for staff. The information below briefly recaps the agency's health insurance history over the past five (5) years.

- FY2011 - LYNX participated in the Orange County group medical program.
- FY2012 - LYNX contracted with Florida Blue receiving a 16% decrease in insurance premiums.
- FY2013 - LYNX contracted with Cigna resulting in a 4% increase in insurance premiums.
- FY2014 - LYNX maintained its contract with Cigna for health insurance and received a 16% increase in claims or premiums.
- FY2015 - LYNX received an initial proposal during budget development of a 15% increase from Cigna. As budget development continued, additional premium increase projections were received from Cigna of 20% and 28%. Through plan modifications, LYNX was able to maintain premiums within the budgeted 15% initially projected increase.

As monitoring of health insurance trends and development of the FY2016 budget continued, LYNX staff worked with their Broker and discussed options with the Finance & Audit Committee including transitioning from a fully-insured plan to a self-insured plan. Initial health insurance projections during FY2016 Preliminary Budget development from Cigna, the current LYNX provider, indicated a 26% increase. A secondary proposal from Cigna included a potential 33.14% increase for the existing fully insured plan. In addition, Cigna provided rates for self-insurance, along with preliminary proposals from three (3) additional companies - SunLife, AIG, and Voya.

Discussions with potential providers continued leading to August 2015 proposals for health insurance coverage being submitted by Cigna, SunLife, and AIG; including an updated proposal for a best and final offer for the current LYNX plan with Cigna that represented an increase in rates of 24.53% over the current FY2015 rates. The LYNX share of the annual plan cost and the difference of the plan cost for each provider compared to the FY2016 Proposed Operating Budget total for healthcare expense are shown in the table below. The health savings account share of the plan remained constant and therefore is not included in the costs identified in the chart below.

Healthcare Plan Proposal without H.S.A. Component Summary - September 2015		
Description:	Employer Cost of Plan	Difference from FY2016 Proposed Budgeted Healthcare Cost
FY16 Preliminary Budgeted (26.0% Increase) - Fully-insured	\$ 8,540,470	\$ -
Cigna Proposed Policy (24.53% Increase) - Fully-insured	\$ 8,463,438	\$ (77,031)
Cigna 12-12 (5.4% Increase) - Self-insured	\$ 7,460,981	\$ (1,079,489)
Cigna 12-36 (12.3% Increase) - Self-insured	\$ 7,822,558	\$ (717,912)
Cigna 12-36 (17.6% Increase) - Gallagher Projection Self-insured	\$ 8,100,290	\$ (440,180)
SunLife 12-12 (12.8% Increase) - Self-insured	\$ 7,848,759	\$ (691,711)
SunLife 12-15 (23.21% Increase) - Self-insured	\$ 8,394,267	\$ (146,203)
AIG 12-12 (13.9% Increase) - Self-insured	\$ 7,906,401	\$ (634,069)
AIG 12-15 (26.4% Increase) - Self-insured	\$ 8,561,431	\$ 20,961

Overall, LYNX staff believes modifying the health insurance to self-insured will provide long-term financial benefits and would also allow for plan stability over continuing with a fully-insured plan. As such, LYNX staff supported Gallagher's recommendation that the most viable option for health insurance coverage for FY2016 would be the Gallagher projection for Cigna self-insured 12-36, which represents a decrease over the FY2016 Proposed Operating Budget of \$440,180 for a 17.6 % increase.

On September 11, 2015, LYNX staff received Board approval to convert the health insurance plan from a fully-insured plan option to a self-insured plan contract with Cigna for LYNX' employee health insurance beginning January 1, 2016. In February 2016, Gallagher projected that the rates would increase by another twelve point sixty-two percent (12.62%) for FY2017. As such, LYNX staff included the 12.62% rate increase in the FY2017 Preliminary Operating Budget.

At the May 2016, Finance & Audit and Oversight Committee meetings, Gallagher provided updated projections for FY2016 and FY2017. Based on recent claim projections by Gallagher, it is anticipated that LYNX will have higher increases than originally expected for FY2016 and FY2017. Because LYNX is self-insured and has sufficient reserves set-aside to meet the requirements mandated by the State of Florida for going concern and two months of projected claims, such unexpected increases will be covered by reserves.

Reserves: The LYNX Board realized that it is essential for governments to maintain adequate levels of reserves to mitigate current and future risks such as revenue shortfalls, emergencies, natural disasters, and unanticipated expenditures. On January 31, 2013, LYNX Board of Directors formally adopted a Reserve Fund Policy. LYNX' Reserve Policy is based on sound fiscal principles designed to allow LYNX to maintain continuation of operations in adverse conditions.

Prior to FY2014, LYNX' operating reserves had previously been utilized to support maintaining existing operations on an as needed basis as approved by the LYNX Board of Directors. Such a use of reserves to support existing operations was not sustainable.

As a result, over the past few years, LYNX staff have worked diligently to build reserves to meet the requirements of the policy. Currently, LYNX reserves are funded above the minimum requirements. Although, LYNX has actually met the target for forty-five (45) days of operating reserves, the overall reserves are not funded to the sixty (60) day maximum requirement.

Over the past few weeks, LYNX staff have discussed with the LYNX Board Chair's office opportunities to mitigate such a large increase from FY2016 to FY2017 by making a one-time infusion of reserve funds. It is staff's recommendation to apply \$1,946,397 to reduce the increase from 9.21% to 6.03% for local funding requirements. Of course, this recommendation will require vetting by the LYNX Finance & Audit Committee and approval by the full Board of Directors.

Route Capacity and On-Time Performance: LYNX regularly reviews service and will make recommendations to the LYNX Board of Directors for route capacity and on-time performance changes to provide the highest level of service. LYNX will maintain communication with Seminole County staff regarding route capacity and on-time performance throughout the budget development process and in FY2017 to ensure provision of the best service possible within the funding provided.

Comprehensive Operations Analysis: The LYNX Board approved the Comprehensive Operations Analysis (COA) at its January 29, 2014 Board Meeting providing standardized goals to determine the most efficient and cost-effective way to provide service while maximizing ridership. Based on the results of the COA, service recommendations may be brought forward in FY2017 for consideration by Seminole County in the final adopted budget.

Origin and Destination Study: LYNX will be advancing the origin and destination (O&D) surveying effort this fiscal year. The O&D effort will provide data on where passengers are coming from and going to when using LYNX' services. Utilizing the O&D survey results, LYNX will be able to review and revise routing to better serve passenger travel needs. The O&D survey results will also identify major transit generators (locations that produce a high level of transit trips) and geographic areas of high transit usage. The ability to plan service in a manner consistent with user travel behavior coupled with other operational information could allow a potential increase in productivity factors such as ridership and passenger revenue while creating opportunities to potentially reduce nonproductive route segments. As the O&D survey results factor into potential operational efficiencies any monetary impacts resulting from the data collected will be communicated and coordinated with the funding partners.

Ms. Nicole Guillet
June 13, 2016
Page 11 of 11

Seniors and Persons with Disabilities 5310 Grant Funding: NeighborLink services previously funded by the New Freedom Program will be submitted for funding under the Federal Transit Administration Section 5310 grant program. If successful during the competitive selection process, fifty percent (50%) of the operating costs for these NeighborLinks will be covered. If unsuccessful, the budget will need to be revised to include the unfunded portion.

In addition, LYNX has requested \$500,000 from the Florida Department of Transportation (FDOT) for rural paratransit services. If the funds are awarded, this will reduce the local funding requirements for paratransit services by \$500,000 for the above and beyond the three quarter mile radius ADA trips.

Capital Budget: In the Capital area, LYNX has begun preparation of the FY2017 Capital Budget to present to the Finance & Audit Committee, as well as the Oversight Committee in July 2016 for review and recommendation. The FY2017 Capital Budget will be presented to the Board of Directors in September for final approval.

We are ready to discuss these items with you in detail at your convenience. We sincerely appreciate the support Seminole County has given us in the past and look forward to working with you and your staff during the upcoming year.

Sincerely,



Edward L. Johnson
Chief Executive Officer

cc: Chair Teresa Jacobs, Mayor Orange County
Vice Chair Viviana Janer, Osceola County Commissioner
Secretary Noranne Downs, FDOT District 5 Secretary
Mayor City of Orlando Buddy Dyer
Seminole County Commissioner Carlton Henley

11 DEVELOPMENT SERVICES DEPARTMENT

PROGRAM - ACCOUNT	FY15 ACTUALS	FY16 ADOPTED	FY17 REQUEST	FY17 TO FY16 VARIANCE
11 PLANNING AND DEVELOPMENT				
320 PERMITS FEES & SPECIAL ASSMTS				
329170 ARBOR PERMIT		(10,000)	(10,000)	-
329180 DREDGE/FILL PERMIT		(1,500)	(1,500)	-
329190 ABANDONED PROPERTY REGISTRATIO	(134,000)	(50,000)	(120,000)	(70,000)
320 PERMITS FEES & SPECIAL ASSMTS Total	(134,000)	(61,500)	(131,500)	(70,000)
330 INTERGOVERNMENTAL REVENUE				
331599 FED - ECONOMIC ENVIRONMENT	(36,584)			-
330 INTERGOVERNMENTAL REVENUE Total	(36,584)			-
340 CHARGES FOR SERVICES				
341200 ZONING FEES	(456,197)	(325,000)	(350,000)	(25,000)
341320 SCHOOL ADMIN FEE		(115,000)	(120,000)	(5,000)
349200 CONCURRENCY REVIEW		(20,000)	(20,000)	-
340 CHARGES FOR SERVICES Total	(456,197)	(460,000)	(490,000)	(30,000)
350 JUDGEMENTS FINES & FORFEITS				
354200 CODE ENFORCEMENT	(1,795)	(150,000)	(150,000)	-
350 JUDGEMENTS FINES & FORFEITS Total	(1,795)	(150,000)	(150,000)	-
360 MISCELLANEOUS REVENUES				
369900 MISCELLANEOUS-OTHER				-
369910 COPYING FEES		(500)	(500)	-
369925 CC CONVENIENCE FEES	(1,074)	(1,000)	(1,000)	-
360 MISCELLANEOUS REVENUES Total	(1,074)	(1,500)	(1,500)	-
510 PERSONNEL SERVICES				
510120 REGULAR SALARIES AND WAGES	930,785	1,006,960	919,878	(87,082)
510150 SPECIAL PAY	476	600	600	-
510210 SOCIAL SECURITY MATCHING	68,531	77,032	72,343	(4,689)
510220 RETIREMENT CONTRIBUTIONS	75,856	78,516	75,332	(3,184)
510230 HEALTH AND LIFE INSURANCE	176,915	203,268	194,134	(9,134)
510240 WORKERS COMPENSATION	1,208	1,611	753	(858)
510 PERSONNEL SERVICES Total	1,253,771	1,367,987	1,263,040	(104,947)
530 OPERATING EXPENDITURES				
530310 PROFESSIONAL SERVICES	10,581	85,000	60,000	(25,000)
530340 OTHER SERVICES	1,832	32,000	7,500	(24,500)
530400 TRAVEL AND PER DIEM	415	450	450	-
530401 TRAVEL - TRAINING RELATED	2,807	2,600	2,825	225
530420 TRANSPORTATION	31	150	150	-
530470 PRINTING AND BINDING				-
530490 OTHER CHARGES/OBLIGATIONS	19,791	27,000	27,000	-

11 DEVELOPMENT SERVICES DEPARTMENT

PROGRAM - ACCOUNT	FY15 ACTUALS	FY16 ADOPTED	FY17 REQUEST	FY17 TO FY16 VARIANCE
530510 OFFICE SUPPLIES	1,587	2,500	2,500	-
530520 OPERATING SUPPLIES	849	2,000	2,000	-
530522 OPERATING SUPPLIES-TECHNOLOGY		2,700		(2,700)
530540 BOOKS, DUES PUBLICATIONS	2,503	6,500	6,500	-
530550 TRAINING	2,157	5,000	5,000	-
530 OPERATING EXPENDITURES Total	42,553	165,900	113,925	(51,975)
540 INTERNAL SERVICE CHARGES				
540101 INTERNAL CHARGES	49,046	88,734	73,696	(15,038)
540102 ADMIN FEE		60,894	103,523	42,629
540201 INSURANCE	424	493	493	-
540202 INTERNAL SER FEES-LEASED EQUIP		9,575	9,575	0
540 INTERNAL SERVICE CHARGES Total	49,470	159,696	187,287	27,591
580 GRANTS & AIDS				
580813 AID TO GOVT AGENCIES-DESIGN	36,584			-
580 GRANTS & AIDS Total	36,584			-
11 PLANNING AND DEVELOPMENT Total	752,728	1,020,582	791,252	(229,331)
Grand Total	5,970,527	6,128,425	12,184,612	6,056,187

11 DEVELOPMENT SERVICES DEPARTMENT

POSITIONS BY PROGRAM

DEPARTMENT - PROGRAM - FUND - JOB TITLE	FTE's
11 DEVELOPMENT SERVICES DEPT	
11 BUILDING	
10400 BUILDING OFFICIAL	1.0
10400 CHIEF INSPECTOR	1.0
10400 CHIEF PLANS EXAMINER	1.0
10400 CUSTOMER SERVICE SPECIALIST	1.0
10400 CUSTOMER SERVICE SUPERVISOR	2.0
10400 DIRECTOR-DEVELOPMENT SERVICES	0.3
10400 INSPECTOR	16.0
10400 ONE-STOP PERMITTING COORDINATOR	0.4
10400 PERMIT TECHNICIAN	8.0
10400 PLANS EXAMINER	6.0
10400 PROGRAM MANAGER I	1.0
10400 SENIOR FINANCIAL ANALYST	0.2
10400 SR. PERMIT TECH	0.0
11 BUILDING Total	37.9
11 DEV SVCS BUSINESS OFFICE	
00100 ADMINISTRATIVE ASSISTANT	1.0
00100 DIRECTOR-DEVELOPMENT SERVICES	0.7
00100 ONE-STOP PERMITTING COORDINATOR	0.6
00100 PROGRAM MANAGER	1.0
00100 PROGRAM MANAGER I	0.0
00100 SENIOR FINANCIAL ANALYST	0.6
11 DEV SVCS BUSINESS OFFICE Total	3.9
11 DEVELOPMENT REVIEW ENGINEERING	
00100 CHIEF INSPCTR/ROW COORD	1.0
00100 DEVELOPMENT RVW ENG MG(SPVSR)	1.0
00100 ENGINEER	1.0
00100 ENGINEERING INSPECTOR	3.0
00100 PROFESSIONAL ENGINEER (NONSPVY)	1.0
00100 SENIOR INSPECTOR	1.0
11 DEVELOPMENT REVIEW ENGINEERING Total	8.0
11 PLANNING AND DEVELOPMENT	
00100 OFFICE SUPERVISOR	1.0
00100 PLANNER	3.0
00100 PLANNER/CODE ENFORCMNT OFFICER	1.0
00100 PLANNING & DEVELOPMENT MANAGER	1.0
00100 PLANNING COORDINATOR I	1.0
00100 PLANNING TECHNICIAN I	1.0
00100 PLANNING TECHNICIAN II	2.0

11 DEVELOPMENT SERVICES DEPARTMENT POSITIONS BY PROGRAM

DEPARTMENT - PROGRAM - FUND - JOB TITLE	FTE's
00100 PRINCIPAL PLANNER	3.0
00100 SENIOR PLANNER	4.0
00100 STAFF ASSISTANT	1.0
11 PLANNING AND DEVELOPMENT Total	18.0
11 DEVELOPMENT SERVICES DEPT Total	67.8

BUDGET DOCUMENT

14 INFORMATION SERVICES DEPARTMENT

DOCUMENT MANAGEMENT
ENTERPRISE APPLICATION DEVELOPMENT
GEOGRAPHIC INFORMATION SYSTEMS (GIS)
INFORMATION SERVICES BUSINESS OFFICE
NETWORK INFRASTRUCTURE SUPPORT
TELEPHONE SUPPORT & MAINTENANCE
WORKSTATION SUPPORT & MAINTENANCE



14 INFORMATION SERVICES DEPARTMENT

FUND - PROGRAM	FY15 ACTUALS	FY16 ADOPTED	FY17 REQUEST	FY17 TO FY16 VARIANCE
01 GENERAL FUNDS				
14 DOCUMENT MANAGEMENT	554,798	508,762	30,255	(478,506)
14 ENTERPRISE APPLICATION DEVELOP	729,339	144,130	851,521	707,391
14 ENTERPRISE ARCHITECTURE	29,480			-
14 GEOGRAPHIC INFORMATION SYSTEMS	453,427	274,272	255,823	(18,449)
14 IS BUSINESS OFFICE	114,712	23,055	87,015	63,960
14 NETWORK INFRASTRUCTURE SUPPORT	125,759	15,447	81,884	66,437
14 TELEPHONE SUPPORT & MAINTENANC	340,487	734	144,436	143,702
14 WORKSTATION SUPPORT & MAINTENA	104,616	339,822	95,192	(244,631)
01 GENERAL FUNDS Total	2,452,618	1,306,221	1,546,126	239,905
02 REPLACEMENT FUNDS				
14 WORKSTATION SUPPORT & MAINTENA	149,972	1,004,562	935,803	(68,759)
02 REPLACEMENT FUNDS Total	149,972	1,004,562	935,803	(68,759)
Grand Total	2,602,590	2,310,783	2,481,929	171,146

14 INFORMATION SERVICES DEPARTMENT

PROGRAM - ACCOUNT	FY15 ACTUALS	FY16 ADOPTED	FY17 REQUEST	FY17 TO FY16 VARIANCE
14 DOCUMENT MANAGEMENT				
510 PERSONNEL SERVICES				
510120 REGULAR SALARIES AND WAGES	128,291	139,092	138,806	(286)
510210 SOCIAL SECURITY MATCHING	9,399	10,641	10,926	285
510220 RETIREMENT CONTRIBUTIONS	9,354	10,098	10,369	271
510230 HEALTH AND LIFE INSURANCE	26,579	30,194	36,468	6,274
510240 WORKERS COMPENSATION	212	223	386	163
510 PERSONNEL SERVICES Total	173,836	190,247	196,955	6,708
530 OPERATING EXPENDITURES				
530340 OTHER SERVICES	82,721	107,000	109,980	2,980
530400 TRAVEL AND PER DIEM	-	200	200	-
530401 TRAVEL - TRAINING RELATED	356	400	1,000	600
530440 RENTAL AND LEASES	236,894	350,761	321,600	(29,161)
530460 REPAIRS AND MAINTENANCE	84,861	95,000	95,000	-
530510 OFFICE SUPPLIES	-	-	-	-
530520 OPERATING SUPPLIES	23,800	-	24,000	24,000
530521 EQUIPMENT \$1000-\$4999	-	-	-	-
530522 OPERATING SUPPLIES-TECHNOLOGY	-	117,000	198,838	81,838
530540 BOOKS, DUES PUBLICATIONS	34	150	200	50
530550 TRAINING	13,482	16,200	16,700	500
530 OPERATING EXPENDITURES Total	442,148	686,711	767,518	80,807
540 INTERNAL SERVICE CHARGES				
540101 INTERNAL CHARGES	8,118	17,946	7,445	(10,501)
540102 ADMIN FEE	-	27,563	19,568	(7,995)
540201 INSURANCE	-	-	-	-
540202 INTERNAL SER FEES-LEASED EQUIP	-	2,019	2,019	-
540 INTERNAL SERVICE CHARGES Total	8,118	47,528	29,032	(18,496)
550 COST ALLOCATION (CONTRA)				
550101 CONTRA ACCOUNT ADMIN FEES GF	(69,304)	(415,724)	(963,250)	(547,526)
550 COST ALLOCATION (CONTRA) Total	(69,304)	(415,724)	(963,250)	(547,526)
560 CAPITAL OUTLAY				
560610 LAND	-	-	-	-
560 CAPITAL OUTLAY Total	-	-	-	-
14 DOCUMENT MANAGEMENT Total	554,798	508,762	30,255	(478,506)

14 INFORMATION SERVICES DEPARTMENT

PROGRAM - ACCOUNT	FY15 ACTUALS	FY16 ADOPTED	FY17 REQUEST	FY17 TO FY16 VARIANCE
14 ENTERPRISE APPLICATION DEVELOP				
510 PERSONNEL SERVICES				
510120 REGULAR SALARIES AND WAGES	434,014	578,033	543,277	(34,756)
510210 SOCIAL SECURITY MATCHING	32,260	44,220	42,683	(1,537)
510220 RETIREMENT CONTRIBUTIONS	31,829	41,965	40,507	(1,458)
510230 HEALTH AND LIFE INSURANCE	66,286	83,983	91,092	7,109
510240 WORKERS COMPENSATION	504	925	1,506	581
510 PERSONNEL SERVICES Total	564,893	749,126	719,065	(30,061)
530 OPERATING EXPENDITURES				
530310 PROFESSIONAL SERVICES	67,000			-
530340 OTHER SERVICES	12,600	57,600	35,000	(22,600)
530400 TRAVEL AND PER DIEM	854	1,400	1,400	-
530460 REPAIRS AND MAINTENANCE	127			-
530520 OPERATING SUPPLIES	2,120			-
530522 OPERATING SUPPLIES-TECHNOLOGY	4,525	363,213	378,795	15,582
530540 BOOKS, DUES PUBLICATIONS	48,365	2,700	600	(2,100)
530550 TRAINING	8,481	16,000	18,100	2,100
530 OPERATING EXPENDITURES Total	144,072	440,913	433,895	(7,018)
540 INTERNAL SERVICE CHARGES				
540101 INTERNAL CHARGES	20,374	44,734	24,580	(20,154)
540102 ADMIN FEE		40,084	45,871	5,787
540202 INTERNAL SER FEES-LEASED EQUIP		6,402	6,402	-
540 INTERNAL SERVICE CHARGES Total	20,374	91,220	76,853	(14,367)
550 COST ALLOCATION (CONTRA)				
550101 CONTRA ACCOUNT ADMIN FEES GF		(1,137,129)	(378,292)	758,837
550 COST ALLOCATION (CONTRA) Total		(1,137,129)	(378,292)	758,837
560 CAPITAL OUTLAY				
560640 EQUIPMENT		-		-
560646 CAPITAL SOFTWARE>\$4,999				-
560 CAPITAL OUTLAY Total		-		-
14 ENTERPRISE APPLICATION DEVELOP Total	729,339	144,130	851,521	707,391

14 INFORMATION SERVICES DEPARTMENT

FY17 TO FY16

PROGRAM - ACCOUNT	FY15 ACTUALS	FY16 ADOPTED	FY17 REQUEST	VARIANCE
14 ENTERPRISE ARCHITECTURE				
510 PERSONNEL SERVICES				
510120 REGULAR SALARIES AND WAGES	178,908			-
510150 SPECIAL PAY	450			-
510210 SOCIAL SECURITY MATCHING	14,110			-
510220 RETIREMENT CONTRIBUTIONS	13,575			-
510230 HEALTH AND LIFE INSURANCE	29,195			-
510240 WORKERS COMPENSATION	724			-
510 PERSONNEL SERVICES Total	236,962			-
530 OPERATING EXPENDITURES				
530550 TRAINING	3,269			-
530 OPERATING EXPENDITURES Total	3,269			-
540 INTERNAL SERVICE CHARGES				
540101 INTERNAL CHARGES				-
540202 INTERNAL SER FEES-LEASED EQUIP				-
540 INTERNAL SERVICE CHARGES Total				-
550 COST ALLOCATION (CONTRA)				
550101 CONTRA ACCOUNT ADMIN FEES GF	(210,751)			-
550 COST ALLOCATION (CONTRA) Total	(210,751)			-
14 ENTERPRISE ARCHITECTURE Total	29,480			-

14 INFORMATION SERVICES DEPARTMENT

PROGRAM - ACCOUNT	FY15 ACTUALS	FY16 ADOPTED	FY17 REQUEST	FY17 TO FY16 VARIANCE
14 GEOGRAPHIC INFORMATION SYSTEMS				
510 PERSONNEL SERVICES				
510120 REGULAR SALARIES AND WAGES	255,420	257,016	262,950	5,934
510210 SOCIAL SECURITY MATCHING	19,188	19,662	20,653	991
510220 RETIREMENT CONTRIBUTIONS	18,740	18,659	19,600	941
510230 HEALTH AND LIFE INSURANCE	37,565	40,146	40,058	(88)
510240 WORKERS COMPENSATION	279	411	729	318
510 PERSONNEL SERVICES Total	331,192	335,894	343,990	8,096
530 OPERATING EXPENDITURES				
530310 PROFESSIONAL SERVICES			30,000	30,000
530400 TRAVEL AND PER DIEM	193	200	2,000	1,800
530510 OFFICE SUPPLIES	487	700	1,000	300
530520 OPERATING SUPPLIES	200			-
530522 OPERATING SUPPLIES-TECHNOLOGY	102,626	104,102	111,102	7,000
530540 BOOKS, DUES PUBLICATIONS	1,375			-
530550 TRAINING	2,774	7,500	3,000	(4,500)
530 OPERATING EXPENDITURES Total	107,654	112,502	147,102	34,600
540 INTERNAL SERVICE CHARGES				
540101 INTERNAL CHARGES	14,580	273,778	252,201	(21,577)
540102 ADMIN FEE		16,827	24,598	7,771
540202 INTERNAL SER FEES-LEASED EQUIP		2,365	2,365	-
540 INTERNAL SERVICE CHARGES Total	14,580	292,970	279,164	(13,806)
550 COST ALLOCATION (CONTRA)				
550101 CONTRA ACCOUNT ADMIN FEES GF		(467,094)	(514,433)	(47,339)
550 COST ALLOCATION (CONTRA) Total		(467,094)	(514,433)	(47,339)
14 GEOGRAPHIC INFORMATION SYSTEMS Total	453,427	274,272	255,823	(18,449)

14 INFORMATION SERVICES DEPARTMENT

PROGRAM - ACCOUNT	FY15 ACTUALS	FY16 ADOPTED	FY17 REQUEST	FY17 TO FY16 VARIANCE
14 IS BUSINESS OFFICE				
510 PERSONNEL SERVICES				
510120 REGULAR SALARIES AND WAGES	211,656	229,994	266,439	36,445
510150 SPECIAL PAY	1,844			-
510210 SOCIAL SECURITY MATCHING	15,687	17,595	20,972	3,377
510220 RETIREMENT CONTRIBUTIONS	28,082	16,698	37,419	20,721
510230 HEALTH AND LIFE INSURANCE	28,470	25,831	51,789	25,958
510240 WORKERS COMPENSATION	298	368	740	372
510 PERSONNEL SERVICES Total	286,038	290,485	377,359	86,874
530 OPERATING EXPENDITURES				
530310 PROFESSIONAL SERVICES	-	10,000	10,000	-
530340 OTHER SERVICES	2,267			-
530400 TRAVEL AND PER DIEM	28	1,200	1,200	-
530440 RENTAL AND LEASES				-
530460 REPAIRS AND MAINTENANCE				-
530510 OFFICE SUPPLIES	813	1,750	2,000	250
530520 OPERATING SUPPLIES	314		500	500
530522 OPERATING SUPPLIES-TECHNOLOGY	853,561			-
530540 BOOKS, DUES PUBLICATIONS	415	1,675	1,675	-
530550 TRAINING	425	2,000	2,000	-
530 OPERATING EXPENDITURES Total	857,822	16,625	17,375	750
540 INTERNAL SERVICE CHARGES				
540101 INTERNAL CHARGES	7,119	16,624	60,620	43,996
540102 ADMIN FEE		12,534	28,283	15,749
540201 INSURANCE	442	424	424	-
540202 INTERNAL SER FEES-LEASED EQUIP		2,422	2,422	-
540 INTERNAL SERVICE CHARGES Total	7,561	32,005	91,750	59,745
550 COST ALLOCATION (CONTRA)				
550101 CONTRA ACCOUNT ADMIN FEES GF	(651,859)	(316,060)		316,060
550102 CONTRA ACCT-ADMIN FEES	(427,100)		(399,469)	(399,469)
550 COST ALLOCATION (CONTRA) Total	(1,078,959)	(316,060)	(399,469)	(83,409)
560 CAPITAL OUTLAY				
560646 CAPITAL SOFTWARE>\$4,999	42,250			-
560 CAPITAL OUTLAY Total	42,250			-
14 IS BUSINESS OFFICE Total	114,712	23,055	87,015	63,960

14 INFORMATION SERVICES DEPARTMENT

PROGRAM - ACCOUNT	FY15 ACTUALS	FY16 ADOPTED	FY17 REQUEST	FY17 TO FY16 VARIANCE
14 NETWORK INFRASTRUCTURE SUPPORT				
510 PERSONNEL SERVICES				
510120 REGULAR SALARIES AND WAGES	585,532	478,289	475,245	(3,044)
510140 OVERTIME	13,515	8,750	13,200	4,450
510150 SPECIAL PAY	150	600	600	-
510210 SOCIAL SECURITY MATCHING	43,078	37,258	38,387	1,129
510220 RETIREMENT CONTRIBUTIONS	43,816	35,359	36,430	1,071
510230 HEALTH AND LIFE INSURANCE	98,300	91,847	88,469	(3,378)
510240 WORKERS COMPENSATION	223	765	1,355	590
510 PERSONNEL SERVICES Total	784,615	652,868	653,686	818
530 OPERATING EXPENDITURES				
530310 PROFESSIONAL SERVICES				-
530340 OTHER SERVICES				-
530400 TRAVEL AND PER DIEM	801	250	250	-
530440 RENTAL AND LEASES	5,404			-
530460 REPAIRS AND MAINTENANCE	67,919	103,000	20,500	(82,500)
530520 OPERATING SUPPLIES	8,279	24,000	26,000	2,000
530521 EQUIPMENT \$1000-\$4999				-
530522 OPERATING SUPPLIES-TECHNOLOGY	89,670	76,450	91,450	15,000
530540 BOOKS, DUES PUBLICATIONS	250			-
530550 TRAINING	4,621	11,994	11,994	-
530 OPERATING EXPENDITURES Total	176,944	215,694	150,194	(65,500)
540 INTERNAL SERVICE CHARGES				
540101 INTERNAL CHARGES	15,416	31,438	24,833	(6,605)
540102 ADMIN FEE		51,066	33,914	(17,152)
540202 INTERNAL SER FEES-LEASED EQUIP		5,249	5,249	-
540 INTERNAL SERVICE CHARGES Total	15,416	87,752	63,995	(23,757)
550 COST ALLOCATION (CONTRA)				
550101 CONTRA ACCOUNT ADMIN FEES GF	(851,214)	(940,868)	(785,991)	154,877
550 COST ALLOCATION (CONTRA) Total	(851,214)	(940,868)	(785,991)	154,877
14 NETWORK INFRASTRUCTURE SUPPORT Total	125,759	15,447	81,884	66,437

14 INFORMATION SERVICES DEPARTMENT

PROGRAM - ACCOUNT	FY15 ACTUALS	FY16 ADOPTED	FY17 REQUEST	FY17 TO FY16 VARIANCE
14 TELEPHONE SUPPORT & MAINTENANC				
510 PERSONNEL SERVICES				
510120 REGULAR SALARIES AND WAGES	156,418	414,495	423,470	8,975
510140 OVERTIME	17,787	8,561	13,837	5,276
510210 SOCIAL SECURITY MATCHING	13,053	32,364	34,365	2,001
510220 RETIREMENT CONTRIBUTIONS	12,774	30,714	32,613	1,899
510230 HEALTH AND LIFE INSURANCE	28,388	76,721	78,220	1,499
510240 WORKERS COMPENSATION	179	663	1,213	550
510 PERSONNEL SERVICES Total	228,599	563,517	583,718	20,201
530 OPERATING EXPENDITURES				
530310 PROFESSIONAL SERVICES		19,000	30,000	11,000
530340 OTHER SERVICES		5,000	5,000	-
530400 TRAVEL AND PER DIEM		250		(250)
530410 COMMUNICATIONS	557,969	589,315	598,607	9,292
530411 COMMUNICATIONS - EQUIPMENT	4,053	29,000	29,000	-
530460 REPAIRS AND MAINTENANCE	1,154	35,000	30,000	(5,000)
530520 OPERATING SUPPLIES	265	6,450	6,450	-
530521 EQUIPMENT \$1000-\$4999	-			-
530522 OPERATING SUPPLIES-TECHNOLOGY	2,987	97,500	99,300	1,800
530540 BOOKS, DUES PUBLICATIONS				-
530550 TRAINING	3,695	9,828	9,828	-
530 OPERATING EXPENDITURES Total	570,124	791,343	808,185	16,842
540 INTERNAL SERVICE CHARGES				
540101 INTERNAL CHARGES	16,790	18,099	29,546	11,447
540102 ADMIN FEE		31,822	34,528	2,706
540202 INTERNAL SER FEES-LEASED EQUIP		2,422	2,422	-
540 INTERNAL SERVICE CHARGES Total	16,790	52,343	66,496	14,153
550 COST ALLOCATION (CONTRA)				
550101 CONTRA ACCOUNT ADMIN FEES GF	(717,770)	(1,406,469)	(1,313,963)	92,506
550 COST ALLOCATION (CONTRA) Total	(717,770)	(1,406,469)	(1,313,963)	92,506
560 CAPITAL OUTLAY				
560620 BUILDINGS	242,743			-
560640 EQUIPMENT	-	-		-
560 CAPITAL OUTLAY Total	242,743	-		-
14 TELEPHONE SUPPORT & MAINTENANC Total	340,487	734	144,436	143,702

14 INFORMATION SERVICES DEPARTMENT

PROGRAM - ACCOUNT	FY15 ACTUALS	FY16 ADOPTED	FY17 REQUEST	FY17 TO FY16 VARIANCE
14 WORKSTATION SUPPORT & MAINTENA				
340 CHARGES FOR SERVICES				
341210 INTERNAL SER FEES-FLEET EQUIP		(544,866)	(300,000)	244,866
340 CHARGES FOR SERVICES Total		(544,866)	(300,000)	244,866
510 PERSONNEL SERVICES				
510120 REGULAR SALARIES AND WAGES	(1,576)			-
510140 OVERTIME				-
510210 SOCIAL SECURITY MATCHING	1,576			-
510220 RETIREMENT CONTRIBUTIONS	0			-
510230 HEALTH AND LIFE INSURANCE	-			-
510240 WORKERS COMPENSATION				-
510 PERSONNEL SERVICES Total	0			-
530 OPERATING EXPENDITURES				
530310 PROFESSIONAL SERVICES	711,706	772,500	875,956	103,456
530340 OTHER SERVICES	11,175	50,004	50,004	-
530400 TRAVEL AND PER DIEM				-
530440 RENTAL AND LEASES	33,748	520,671	433,634	(87,037)
530460 REPAIRS AND MAINTENANCE				-
530520 OPERATING SUPPLIES	37,137		23,000	23,000
530521 EQUIPMENT \$1000-\$4999	1,725			-
530522 OPERATING SUPPLIES-TECHNOLOGY	8,180	397,198	400,166	2,968
530550 TRAINING				-
530 OPERATING EXPENDITURES Total	803,672	1,740,373	1,782,760	42,387
540 INTERNAL SERVICE CHARGES				
540101 INTERNAL CHARGES	41,928	210,069		(210,069)
540102 ADMIN FEE		36,467	201	(36,266)
540201 INSURANCE	813	946	946	-
540202 INTERNAL SER FEES-LEASED EQUIP		42,336	42,336	-
540 INTERNAL SERVICE CHARGES Total	42,741	289,818	43,483	(246,336)
550 COST ALLOCATION (CONTRA)				
550101 CONTRA ACCOUNT ADMIN FEES GF	(679,723)	(1,169,698)	(1,294,248)	(124,550)
550 COST ALLOCATION (CONTRA) Total	(679,723)	(1,169,698)	(1,294,248)	(124,550)
560 CAPITAL OUTLAY				
560642 EQUIPMENT >\$4999	87,898	483,891	499,000	15,109
560 CAPITAL OUTLAY Total	87,898	483,891	499,000	15,109
14 WORKSTATION SUPPORT & MAINTENA Total	254,588	799,518	730,995	(68,524)
Grand Total	2,602,590	1,765,917	2,181,929	416,012

14 INFORMATION SERVICES DEPARTMENT

POSITIONS BY PROGRAM

DEPARTMENT - PROGRAM - FUND - JOB TITLE	FTE's
14 INFORMATION SERVICES DEPT	
14 DOCUMENT MANAGEMENT	
00100 DOCUMENT MGMT COORDINATOR	2.0
00100 PROJECT COORDINATOR II	1.0
14 DOCUMENT MANAGEMENT Total	3.0
14 ENTERPRISE APPLICATION DEVELOP	
00100 BUSINESS SYSTEMS ANALYST II	1.0
00100 DATABASE ADMINISTRATOR	1.0
00100 PROGRAM MANAGER II	1.0
00100 SENIOR .NET DEVELOPER	2.0
00100 SENIOR PROGRAMMER	3.0
14 ENTERPRISE APPLICATION DEVELOP Total	8.0
14 GEOGRAPHIC INFORMATION SYSTEMS	
00100 GIS ANALYST	1.0
00100 GIS DEVELOPER	1.0
00100 PROGRAM MANAGER II	1.0
00100 SENIOR GIS ANALYST	1.0
14 GEOGRAPHIC INFORMATION SYSTEMS Total	4.0
14 IS BUSINESS OFFICE	
00100 ADMIN/FISCAL RSC COORDINATOR	1.0
00100 ADMINISTRATIVE ASSISTANT	1.0
00100 CHIEF INFORMATION OFFICER	1.0
00100 PROJECT COORDINATOR I	1.0
14 IS BUSINESS OFFICE Total	4.0
14 NETWORK INFRASTRUCTURE SUPPORT	
00100 ERP SYSTEMS MANAGER	1.0
00100 NETWORK ADMINISTRATOR	4.0
00100 TECHNOLOGY SYSTEM ADMINISTRATO	1.0
00100 TECHNOLOGY SYSTEMS ADMINSTR TA	1.0
14 NETWORK INFRASTRUCTURE SUPPORT Total	7.0
14 TELEPHONE SUPPORT & MAINTENANC	
00100 NETWORK TECHNICIAN	3.0
00100 TECHNOLOGY ENGINEER	1.0
00100 TECHNOLOGY SYSTEM ADMINISTRATO	1.0
00100 TECHNOLOGY SYSTEM ADMINISTRATR	1.0
14 TELEPHONE SUPPORT & MAINTENANC Total	6.0
14 INFORMATION SERVICES DEPT Total	32.0

INFORMATION SERVICES DEPT

14 - 02

14 TELEPHONE SUPPORT & MAINTENANC - 00100 GENERAL FUND

Network Security Auditing

Priority: **02** of **11**

Justification: (Limit to 1 Page)

Security risks to computer systems are increasing in number, complexity and severity each year. It is no longer possible for Seminole County Information Services personnel to maintain the training and knowledge necessary to adequately defend the County's computer systems against these risks. This is a common issue for most large government and private sector organizations.

In order to meet these challenges, a significant number of private sector companies have been formed to provide the expertise and technology necessary to safeguard their customer's technology infrastructures. Activities include establishing and auditing security processes and procedures, internal network scanning for known vulnerabilities, external scanning and penetration testing, and providing guidance on mitigating any vulnerabilities that are found.

Costs for managing network security increase annually due to the increasing complexity of the threats. Attempting to meet the threat with internal personnel would be prohibitively expensive as it would require an increasing number of highly-trained and compensated staff. It is therefore recommended that this function be outsourced to a qualified vendor.

Risks to the County include, but are not limited to, loss of critical data and information, destruction of critical computer systems including public safety systems, loss of labor efficiency, data corruption, defacement of web sites, and the associated risk to the County's reputation as a reliable partner to the community.

The cost for this effort is expected to be in the area of \$25,000 per year which is an \$11,000 increase over current year budget of \$14,000. Actual costs will be determined by a Request for Proposals from qualified vendors. This will be a continuous, annual cost as the threats are changing and increasing annually. The failure to fund this request will result in the acceptance of the risks mentioned above.

Additional Staff Required (List FTEs in Justification): **0**

Additional Equipment or Vehicle Needs (List in Justification): YES NO

FIVE YEAR FINANCIAL IMPACT

FISCAL YEAR	EXPENDITURE INCREASES	EXPENDITURE SAVINGS	REVENUES	NET	NOTES
FY 2016/17	25,000	14,000		11,000	
FY 2017/18	25,000	14,000		11,000	
FY 2018/19	25,000	14,000		11,000	
FY 2019/20	25,000	14,000		11,000	
FY 2020/21	25,000	14,000		11,000	
			TOTAL	55,000	

Status: **FUNDED**

STATUS DETERMINED BY COUNTY MANAGEMENT

INFORMATION SERVICES DEPT

14 - 03

14 DOCUMENT MANAGEMENT - 00100 GENERAL FUND

OnBase Annual Maintenance 140701

Priority: **03** of **11**

Justification: (Limit to 1 Page)

OnBase is Seminole County's Enterprise Content Management (ECM) System. It has been in use for approximately 15 years and is mission-critical to the performance of every department in the County. There are currently close to 3 million individual documents stored in OnBase. The system also provides labor automation through the use of automatic document routing and workflows.

OnBase annual maintenance provides for software upgrades to enhance the system functionality and value to the County as well as renewed licensing for purchased modules. Increases in annual maintenance are driven by purchasing new modules which provide increased capability. In the current fiscal year the IS Department has purchased three additional modules: Doc Comp, Workflow Approval Manager and Mobile Application for iPad.

In prior years, the IS Department has reviewed and eliminated a number of modules in order to minimize this cost. The failure to fund this request will result in the elimination of the labor efficiencies associated with the document storage and workflows created for County departments over the past 15 years.

FY 2015/16 Actual - \$64,143

FY 2016/17 Requested - \$67,000

Annual impact of \$2,857

Additional Staff Required (List FTEs in Justification): **0**

Additional Equipment or Vehicle Needs (List in Justification): YES NO

FIVE YEAR FINANCIAL IMPACT

FISCAL YEAR	EXPENDITURE INCREASES	EXPENDITURE SAVINGS	REVENUES	NET	NOTES
FY 2016/17	67,000	64,143		2,857	
FY 2017/18	67,000	64,143		2,857	
FY 2018/19	67,000	64,143		2,857	
FY 2019/20	67,000	64,143		2,857	
FY 2020/21	67,000	64,143		2,857	
TOTAL				14,285	

Status: **FUNDED**

STATUS DETERMINED BY COUNTY MANAGEMENT

INFORMATION SERVICES DEPT

14 - 04

14 DOCUMENT MANAGEMENT - 00100 GENERAL FUND

Concurrent Licensing for OnBase 140701

Priority: **04** of **11**

Justification: (Limit to 1 Page)

OnBase is Seminole County's Enterprise Content Management (ECM) System. The County's current contract with Hyland Software, the product's manufacturer, is based upon a concurrent licensing model. Using this model, the County pays for a set number of connections to the system as opposed to a set number of end users. Because users are not always connected to the system, the concurrent licensing model allows for fewer connections than actual end users; thus reducing the County's expenditures on an annual basis.

Annual increases in this cost are driven by the increasing use of the system. For fiscal year 2016/2017, the IS Department projects that **the County will need 7 additional concurrent licenses**. OnBase currently stores close to 3 million individual documents and provides labor efficiencies to County departments by providing document routing and workflows. By using OnBase to improve automation of the County's business processes, the County will continue to enjoy lower costs through increased labor efficiency. However, a small part of that those increased efficiencies will be offset through marginal increases in the costs associated with the increased concurrent licensing need.

The failure to fund this request will impede County employee's efficiency because concurrent licenses will not always be available when employees attempt to use OnBase in the daily performance of their jobs. In many of these functions, the employee may be working directly with a citizen and the citizen, along with the employee, may be forced to wait random lengths of time for a license to become available.

Additional Staff Required (List FTEs in Justification): **0**

Additional Equipment or Vehicle Needs (List in Justification): YES NO

FIVE YEAR FINANCIAL IMPACT

FISCAL YEAR	EXPENDITURE INCREASES	EXPENDITURE SAVINGS	REVENUES	NET	NOTES
FY 2016/17	16,000	-		16,000	
FY 2017/18	16,000	-		16,000	
FY 2018/19	16,000	-		16,000	
FY 2019/20	16,000	-		16,000	
FY 2020/21	16,000	-		16,000	
			TOTAL	80,000	

Status: **FUNDED**

STATUS DETERMINED BY COUNTY MANAGEMENT

INFORMATION SERVICES DEPT

14 - 05

14 WORKSTATION SUPPORT & MAINTENA - 00100 GENERAL FUND

Desk-Side Support Services

Priority: **05** of **11**

Justification: (Limit to 1 Page)

In fiscal year 2014/2015, Seminole County outsourced 311 Services, computer help desk, and desktop support services to Vitil Solutions, Inc. Vitil bills the County based upon the number of computing devices in use in the County. Today, Vitil provides the following services:

1. Answering the 311 telephone line for citizen and employee information. Citizens inquiries and non-emergency issues.
2. Computer help desk telephone support for County employees who request software installations, printer or other technical issues
3. Desktop support services to resolve employee computer hardware problems.
4. Leasing computers to replace older, failing systems.

Seminole County's budget estimate for this line item for the current fiscal year was \$772,500. For fiscal year 2016/2017, the IS Department is estimating the expense to be \$872,500, an increase of \$100,000. The reason for the increase is due to the following:

1. The true starting inventory by the start of the fiscal year had increased to a cost of \$780,652, a difference of **\$8,152**.
2. It has been determined that IS had originally underreported inventory worth **\$44,850** to Vitil.
3. Vitil took over maintenance of the mobile terminals of municipal fire/rescue departments that use County dispatching. The increased cost is **\$9,000**.
4. The County added 11 CAD computers at a cost of **\$6,297**.
5. During the current year, the County added a number of tablets, computers for the Sports Complex, and computers for additional staffing at a total cost of **\$27,600**.
6. A margin for anticipated staffing increases in FY 2016/2017 of **\$4,101**.

The IS Department is confident that the inventory numbers are now accurate and further large increases will not recur. Increases in costs in the future should be closely matched with increases in staffing level as well as increases in field staff utilizing tablets to increase efficiency. Failure to fund this item will require the County to purchase all computers currently being leased by Vitil as well as reestablishing the IS Department help desk staff or outsourcing to a different vendor.

Additional Staff Required (List FTEs in Justification): **0**

Additional Equipment or Vehicle Needs (List in Justification): YES NO

FIVE YEAR FINANCIAL IMPACT

FISCAL YEAR	EXPENDITURE INCREASES	EXPENDITURE SAVINGS	REVENUES	NET	NOTES
FY 2016/17	872,500	772,500		100,000	
FY 2017/18	872,500	772,500		100,000	
FY 2018/19	872,500	772,500		100,000	
FY 2019/20	872,500	772,500		100,000	
FY 2020/21	872,500	772,500		100,000	
TOTAL				500,000	

Status: **FUNDED**

STATUS DETERMINED BY COUNTY MANAGEMENT

INFORMATION SERVICES DEPT

14 - 06

14 DOCUMENT MANAGEMENT - 00100 GENERAL FUND

OnBase Phoenix Module (AutoStore)

Priority: 06 of 11

Justification: (Limit to 1 Page)

Currently, Seminole County uses a software system called AutoStore which allows individual users to scan directly into OnBase from a Multi-Function Device. This ability significantly improves efficiency by making data entry into OnBase a near one step process. Once Seminole County upgrades to OnBase 16, anticipated for December 2016, the AutoStore software will no longer work or be supported by the vendor. OnBase Phoenix is the solution recommended by the vendor for replacing the AutoStore functionality. The cost is \$73,800 one-time cost for the server piece, plus \$14,760 for annual maintenance, and \$27,238 annually for 4 years for the client software. The total cost for FY 2016/2017 is \$101,038. The cost of the AutoStore software that was initially purchased in FY 2011/12 was \$242,064.

Additional Staff Required (List FTEs in Justification): 0

Additional Equipment or Vehicle Needs (List in Justification): YES NO

FIVE YEAR FINANCIAL IMPACT

FISCAL YEAR	EXPENDITURE INCREASES	EXPENDITURE SAVINGS	REVENUES	NET	NOTES
FY 2016/17	101,038	-		101,038	
FY 2017/18	41,998	-		41,998	
FY 2018/19	41,998	-		41,998	
FY 2019/20	41,998	-		41,998	
FY 2020/21	14,760	-		14,760	
			TOTAL	241,792	

Status: FUNDED

STATUS DETERMINED BY COUNTY MANAGEMENT

INFORMATION SERVICES DEPT

14 - 07

14 NETWORK INFRASTRUCTURE SUPPORT - 00100 GENERAL FUND

Anti-Virus System

Priority: **07** **of** **11**

Justification: (Limit to 1 Page)

Computer viruses pose significant risks to the operations of Seminole County's information systems. Risks include, but are not limited to, loss of data, corruption of data, reduction in system performance, and loss of labor efficiency.

Seminole County currently uses Microsoft's System Center End-Point Protection as its anti-virus product. The choice to use this product was made during the economic downturn as its costs were significantly less than those of its competitors. The lower cost is unfortunately offset by much lower performance at finding and mitigating computer virus threats. While the decision to use this product was very reasonable at the time given the considerable financial constraints in which the County found itself, the County should consider moving forward with a more secure product given the increasing threats posed by computer viruses.

Competing products not only provide far superior protection, but are more manageable and many provide protection for mobile devices as well. As County personnel are increasingly gaining efficiency through the use of mobile devices, there is an existing and increasing need for this capability.

Funding for this effort would be approximately \$12,000 per year, with final costs determined through a competitive bidding process. The failure to fund this request will leave the County exposed to the risks mentioned above.

Additional Staff Required (List FTEs in Justification): **0**

Additional Equipment or Vehicle Needs (List in Justification): **YES** **NO**

FIVE YEAR FINANCIAL IMPACT

FISCAL YEAR	EXPENDITURE INCREASES	EXPENDITURE SAVINGS	REVENUES	NET	NOTES
FY 2016/17	12,000	-		12,000	
FY 2017/18	12,000	-		12,000	
FY 2018/19	12,000	-		12,000	
FY 2019/20	12,000	-		12,000	
FY 2020/21	12,000	-		12,000	
TOTAL				60,000	

Status: FUNDED

STATUS DETERMINED BY COUNTY MANAGEMENT

GIS Cross Reference Software

Priority: 08 of 11

Justification: (Limit to 1 Page)

The Address Assignment group in Seminole County is responsible for assigning and tracking all new addresses in the County. This function has a mission-critical responsibility to public safety. Division staff must ensure that addresses are properly placed on the County's Geographical Information System (GIS) so that emergency responders will know how to find locations quickly in emergency situations. The group also has a critical responsibility to the development community to ensure that addresses are assigned and properly entered into the County's Naviline System so that permitting and development review functions can happen in a time effective manner.

It was recognized early that the act of having to enter the addresses in the two different systems lead to both a doubling of staff time and effort as well as data entry mistakes that jeopardized public safety and/or the timeliness of the permitting process. In order to rectify this issue, in 2006, the IS Department wrote a software tool that took the information entered into the GIS system and automatically populated the Naviline database.

In the current fiscal year, the IS Department is upgrading the Naviline system to the latest release. Unfortunately, the software written in 2006 will no longer work with the new system and must be re-written. The IS Department no longer maintains sufficient staff to recreate this software and therefore is seeking to have a private firm produce the software for us. The cost is anticipated to be at most \$30,000 and this is a one time expenditure.

Failure to fund this effort will result in a significant degradation of Address Assignment's staff efficiency and effectiveness. Address Assignment may need to increase staff due to the increased workload.

Additional Staff Required (List FTEs in Justification): 0

Additional Equipment or Vehicle Needs (List in Justification): YES NO

FIVE YEAR FINANCIAL IMPACT

FISCAL YEAR	EXPENDITURE INCREASES	EXPENDITURE SAVINGS	REVENUES	NET	NOTES
FY 2016/17	30,000	7,715		22,285	
FY 2017/18	-	-		-	
FY 2018/19	-	-		-	
FY 2019/20	-	-		-	
FY 2020/21	-	-		-	
TOTAL				22,285	

Status: FUNDED

STATUS DETERMINED BY COUNTY MANAGEMENT

INFORMATION SERVICES DEPT

14 - 09

14 DOCUMENT MANAGEMENT - 00100 GENERAL FUND

Document Knowledge Transfer Module (OnBase) 140701

Priority: 09 of 11

Justification: (Limit to 1 Page)

Annually, the IS Department reviews County department requests and seeks out cost-effective solutions that fit within the County's IT architecture. The IS Department has received requests from multiple departments which allow them to deploy multi-media training solutions to their employees. Examples include standard HR type training and solutions for Fire Rescue.

In order to meet this request, the IS Department is proposing the purchase of Document Knowledge Transfer, an **OnBase module which allows for the distribution of required reading and audio-visual material to users as well as tracking reader compliance.** The module will provide proof of acknowledgement and sign-off by users that they have read the correct version of a document or have taken the required training. The module can also provide testing to ensure that staff has gained the required knowledge.

The cost for the module is a one-time fee of \$12,800.

Additional Staff Required (List FTEs in Justification): 0

Additional Equipment or Vehicle Needs (List in Justification): YES NO

FIVE YEAR FINANCIAL IMPACT

FISCAL YEAR	EXPENDITURE INCREASES	EXPENDITURE SAVINGS	REVENUES	NET	NOTES
FY 2016/17	12,800	-		12,800	
FY 2017/18				-	
FY 2018/19				-	
FY 2019/20				-	
FY 2020/21				-	
TOTAL				12,800	

Status: FUNDED

STATUS DETERMINED BY COUNTY MANAGEMENT

INFORMATION SERVICES DEPT

14 - 10

14 WORKSTATION SUPPORT & MAINTENA - 00111 TECHNOLOGY REPLACEMENT FUND

HARDWARE AS A SERVICE (HaaS) - COMPUTER EQUIPMENT

Priority: 10 of 11
Justification: (Limit to 1 Page)

Replacement of desktops, laptops and tablet computers based on a (4) four year rental replacement cycle, and annual review of equipment due to be replaced.

New Department Technology Requests - (reference file for details)

•New Positions:

Development Services - 3 PC - \$2,448

- Customer Service Supervisor - Building (110404)
- Program Specialist (Document Management) - Business Office (110100)
- CRS Coordinator/Natural Resource Officer - Development Review Engineering - (110810)

Environmental Services - 1 PC & 2 Laptops - \$2,819

- Plant Mechanic II - Water Operations (087806)
- Industrial Program reclassification requested - Wastewater Operations (087810)
- Billing Specialist - Water & Sewer (087002)

•New Requests:

Public Works - 4 Tablets - \$9,020

- Sentinel GIS Program, Mosquito Control - (077431)

FY 2016/17 New Computer Requests (including annual support) - \$14,287

Additional Staff Required (List FTEs in Justification): #
Additional Equipment or Vehicle Needs (List in Justification): YES NO

FIVE YEAR FINANCIAL IMPACT

FISCAL YEAR	EXPENDITURE INCREASES	EXPENDITURE SAVINGS	REVENUES	NET	NOTES
FY 2016/17	14,287	-		14,287	
FY 2017/18	14,287	-		14,287	
FY 2018/19	14,287	-		14,287	
FY 2019/20	14,287	-		14,287	
FY 2020/21	14,287	-		14,287	
			TOTAL	71,435	

Status: FUNDED **STATUS DETERMINED BY COUNTY MANAGEMENT**

INFORMATION SERVICES DEPT

14 - 11

14 WORKSTATION SUPPORT & MAINTENA - 00111 TECHNOLOGY REPLACEMENT FUND

TECHNOLOGY INFRASTRUCTURE REFRESH

Priority: **11** **of** **11**

Justification: (Limit to 1 Page)

Replacement of servers, firewalls and network infrastructure equipment based on a (5) year replacement cycle, and annual review of equipment due to be replaced.

Storage Area Network (SAN) & Server Refresh - This is currently on a 5 year lease through RFP-602268-15 and will have an annual impact over the next 5 fiscal years of \$213,000. In addition there will be a need to replace antiquated hardware for \$200,000. Although this equipment was not requested in FY 2015/16 it was part of the initial Infrastructure plan cost and would need to be refreshed in time.

FY 2015/16 Budget - \$213,000

FY 2016/17 Requested - \$413,000

Network Equipment Refresh - Ongoing replacement of existing Infrastructure & Security equipment throughout the county.

FY 2015/16 - Budgeted - \$483,891

FY 2016/17 - Requested - \$299,000

Additional Staff Required (List FTEs in Justification): #

Additional Equipment or Vehicle Needs (List in Justification): YES NO

FIVE YEAR FINANCIAL IMPACT

FISCAL YEAR	EXPENDITURE INCREASES	EXPENDITURE SAVINGS	REVENUES	NET	NOTES
FY 2016/17	712,000	696,891		15,109	
FY 2017/18	712,000	696,891		15,109	
FY 2018/19	712,000	696,891		15,109	
FY 2019/20	712,000	696,891		15,109	
FY 2020/21	712,000	696,891		15,109	
TOTAL				75,545	

Status: **FUNDED**

STATUS DETERMINED BY COUNTY MANAGEMENT



BUDGET DOCUMENT

18 RESOURCE MANAGEMENT DEPARTMENT

CENTRAL CHARGES
MAIL SERVICES
MSBU PROGRAM
OFFICE OF MANAGEMENT & BUDGET
PRINTING SERVICES
PURCHASING AND CONTRACTS
RECIPIENT AGENCY GRANTS
RESOURCE MANAGEMENT BUSINESS OFFICE
RISK MANAGEMENT



18 RESOURCE MANAGEMENT DEPARTMENT

FUND - PROGRAM	FY15 ACTUALS	FY16 ADOPTED	FY17 REQUEST	FY17 TO FY16 VARIANCE
01 GENERAL FUNDS				
18 CENTRAL CHARGES	5,147,837	5,785,398	2,698,987	(3,086,411)
18 MAIL SERVICES	5,050	17,203	138,478	121,275
18 OFFICE OF MANAGEMENT & BUDGET	207,751	166,272	169,765	3,493
18 PRINTING SERVICES	2,568	5,895	60,320	54,425
18 PURCHASING AND CONTRACTS	485,664	221,575	112,946	(108,629)
18 RECIPIENT AGENCY GRANTS	3,487	441		(441)
18 RESOURCE MGT - BUSINESS OFFICE	169,632	103,641	130,926	27,285
01 GENERAL FUNDS Total	6,021,989	6,300,425	3,311,423	(2,989,002)
11 GRANT FUNDS				
18 RECIPIENT AGENCY GRANTS	666,809	636,078	58,689	(577,389)
11 GRANT FUNDS Total	666,809	636,078	58,689	(577,389)
16 MSBU FUNDS				
18 MSBU PROGRAM	17,425,518	19,435,311	19,066,840	(368,470)
16 MSBU FUNDS Total	17,425,518	19,435,311	19,066,840	(368,470)
17 DEBT SERVICE FUNDS				
18 CENTRAL CHARGES	39,882,739	9,916,015	9,908,927	(7,088)
17 DEBT SERVICE FUNDS Total	39,882,739	9,916,015	9,908,927	(7,088)
21 INTERNAL SERVICE FUNDS				
18 RISK MANAGEMENT	3,051,997	4,490,091	4,395,802	(94,289)
21 INTERNAL SERVICE FUNDS Total	3,051,997	4,490,091	4,395,802	(94,289)
Grand Total	67,049,052	40,777,919	36,741,681	(4,036,238)

18 RESOURCE MANAGEMENT DEPARTMENT

FY17 TO FY16

PROGRAM - ACCOUNT	FY15 ACTUALS	FY16 ADOPTED	FY17 REQUEST	VARIANCE
18 MAIL SERVICES				
510 PERSONNEL SERVICES				
510120 REGULAR SALARIES AND WAGES	75,324	75,801	77,243	1,443
510210 SOCIAL SECURITY MATCHING	5,564	5,799	6,091	292
510220 RETIREMENT CONTRIBUTIONS	5,527	5,503	5,780	277
510230 HEALTH AND LIFE INSURANCE	20,352	21,569	22,188	619
510240 WORKERS COMPENSATION	1,991	2,933	5,183	2,250
510 PERSONNEL SERVICES Total	108,757	111,605	116,485	4,880
530 OPERATING EXPENDITURES				
530420 TRANSPORTATION	186,561	377,000	277,000	(100,000)
530440 RENTAL AND LEASES	13,374	14,200	14,200	-
530460 REPAIRS AND MAINTENANCE	3,153	5,200	5,200	-
530510 OFFICE SUPPLIES	29	150	150	-
530520 OPERATING SUPPLIES	(21,406)	3,300	3,300	-
530550 TRAINING		75	75	-
530 OPERATING EXPENDITURES Total	181,711	399,925	299,925	(100,000)
540 INTERNAL SERVICE CHARGES				
540101 INTERNAL CHARGES	11,031	16,724	14,642	(2,082)
540102 ADMIN FEE		16,122	9,114	(7,008)
540201 INSURANCE	63	72	72	-
540202 INTERNAL SER FEES-LEASED EQUIP		807	807	-
540 INTERNAL SERVICE CHARGES Total	11,094	33,726	24,635	(9,090)
550 COST ALLOCATION (CONTRA)				
550101 CONTRA ACCOUNT ADMIN FEES GF	(296,512)	(528,052)	(302,567)	225,485
550 COST ALLOCATION (CONTRA) Total	(296,512)	(528,052)	(302,567)	225,485
18 MAIL SERVICES Total	5,050	17,203	138,478	121,275

18 RESOURCE MANAGEMENT DEPARTMENT

PROGRAM - ACCOUNT	FY15 ACTUALS	FY16 ADOPTED	FY17 REQUEST	FY17 TO FY16 VARIANCE
18 MSBU PROGRAM				
510 PERSONNEL SERVICES				
510120 REGULAR SALARIES AND WAGES	244,119	223,319	227,823	4,504
510150 SPECIAL PAY				-
510210 SOCIAL SECURITY MATCHING	18,157	17,084	17,428	344
510220 RETIREMENT CONTRIBUTIONS	17,257	16,213	16,540	327
510230 HEALTH AND LIFE INSURANCE	40,567	43,397	32,076	(11,321)
510240 WORKERS COMPENSATION	261	357	615	258
510 PERSONNEL SERVICES Total	320,360	300,371	294,482	(5,889)
530 OPERATING EXPENDITURES				
530340 OTHER SERVICES	11,524,980	11,541,170	11,306,020	(235,150)
530400 TRAVEL AND PER DIEM	278	350	350	-
530401 TRAVEL - TRAINING RELATED		350	350	-
530420 TRANSPORTATION	28,547	33,650	34,100	450
530430 UTILITIES - ELECTRICITY	2,210,499	2,257,000	2,267,500	10,500
530460 REPAIRS AND MAINTENANCE	97,565	512,300	339,790	(172,510)
530470 PRINTING AND BINDING	9,721	10,500	10,500	-
530490 OTHER CHARGES/OBLIGATIONS	2,838,494	3,122,780	3,086,300	(36,480)
530492 OTHER CHRGS/OB CONSTITUTIONALS	79,823	84,000	84,721	721
530499 CHARGES/OBLIGATIONS-CONTINGENC		1,407,415	1,560,940	153,525
530510 OFFICE SUPPLIES	46	750	750	-
530520 OPERATING SUPPLIES	13	750	750	-
530521 EQUIPMENT \$1000-\$4999		-	1,000	1,000
530522 OPERATING SUPPLIES-TECHNOLOGY				-
530540 BOOKS, DUES PUBLICATIONS	232	250	250	-
530550 TRAINING	149	550	550	-
530 OPERATING EXPENDITURES Total	16,790,346	18,971,815	18,693,871	(277,944)
540 INTERNAL SERVICE CHARGES				
540101 INTERNAL CHARGES	13,811	16,729	9,875	(6,854)
540102 ADMIN FEE	300,000	139,135	28,901	(110,234)
540202 INTERNAL SER FEES-LEASED EQUIP		1,961	1,961	0
540 INTERNAL SERVICE CHARGES Total	313,811	157,825	40,737	(117,088)
590 INTERFUND TRANSFERS OUT				
590910 *TRANSFER TO OTHER FUNDS	1,000	5,300	37,750	32,450
590 INTERFUND TRANSFERS OUT Total	1,000	5,300	37,750	32,450
18 MSBU PROGRAM Total	17,425,518	19,435,311	19,066,840	(368,470)

18 RESOURCE MANAGEMENT DEPARTMENT

FY17 TO FY16

PROGRAM - ACCOUNT	FY15 ACTUALS	FY16 ADOPTED	FY17 REQUEST	VARIANCE
18 OFFICE OF MANAGEMENT & BUDGET				
510 PERSONNEL SERVICES				
510120 REGULAR SALARIES AND WAGES	559,404	579,320	662,838	83,518
510150 SPECIAL PAY	500	1,800	1,800	-
510210 SOCIAL SECURITY MATCHING	45,272	44,318	52,114	7,796
510220 RETIREMENT CONTRIBUTIONS	41,176	42,059	49,457	7,398
510230 HEALTH AND LIFE INSURANCE	83,166	82,959	133,202	50,243
510240 WORKERS COMPENSATION	667	927	1,839	912
511000 CONTRA PERSONAL SERVICES	(3,901)			-
510 PERSONNEL SERVICES Total	726,284	751,383	901,250	149,867
530 OPERATING EXPENDITURES				
530340 OTHER SERVICES				-
530401 TRAVEL - TRAINING RELATED	621	200	600	400
530420 TRANSPORTATION				-
530510 OFFICE SUPPLIES	488	1,600	1,000	(600)
530520 OPERATING SUPPLIES	1,158	1,500	1,000	(500)
530540 BOOKS, DUES PUBLICATIONS	977	1,100	1,100	-
530550 TRAINING		500	3,500	3,000
530 OPERATING EXPENDITURES Total	3,243	4,900	7,200	2,300
540 INTERNAL SERVICE CHARGES				
540101 INTERNAL CHARGES	18,415	31,359	28,480	(2,880)
540102 ADMIN FEE		31,205	72,910	41,705
540202 INTERNAL SER FEES-LEASED EQUIP		3,980	3,980	0
540 INTERNAL SERVICE CHARGES Total	18,415	66,544	105,369	38,826
550 COST ALLOCATION (CONTRA)				
550102 CONTRA ACCT-ADMIN FEES	(540,191)	(656,554)	(844,054)	(187,500)
550 COST ALLOCATION (CONTRA) Total	(540,191)	(656,554)	(844,054)	(187,500)
18 OFFICE OF MANAGEMENT & BUDGET Total	207,751	166,272	169,765	3,493

18 RESOURCE MANAGEMENT DEPARTMENT

FY17 TO FY16

PROGRAM - ACCOUNT	FY15 ACTUALS	FY16 ADOPTED	FY17 REQUEST	VARIANCE
18 PRINTING SERVICES				
510 PERSONNEL SERVICES				
510120 REGULAR SALARIES AND WAGES	32,364	32,562	33,123	561
510210 SOCIAL SECURITY MATCHING	2,242	2,491	2,617	126
510220 RETIREMENT CONTRIBUTIONS	2,375	2,364	2,483	119
510230 HEALTH AND LIFE INSURANCE	11,675	14,097	14,628	531
510240 WORKERS COMPENSATION	39	52	92	40
510 PERSONNEL SERVICES Total	48,695	51,567	52,943	1,376
530 OPERATING EXPENDITURES				
530440 RENTAL AND LEASES	7,042	20,000	20,000	-
530460 REPAIRS AND MAINTENANCE	21,883	56,300	56,300	-
530510 OFFICE SUPPLIES	66	150	150	-
530520 OPERATING SUPPLIES	25,807	34,580	34,580	-
530521 EQUIPMENT \$1000-\$4999				-
530 OPERATING EXPENDITURES Total	54,798	111,030	111,030	-
540 INTERNAL SERVICE CHARGES				
540101 INTERNAL CHARGES	3,005	2,829	4,753	1,924
540102 ADMIN FEE		5,211	4,823	(388)
540202 INTERNAL SER FEES-LEASED EQUIP		404	404	-
540 INTERNAL SERVICE CHARGES Total	3,005	8,443	9,980	1,536
550 COST ALLOCATION (CONTRA)				
550101 CONTRA ACCOUNT ADMIN FEES GF	(103,930)	(165,145)	(113,633)	51,512
550 COST ALLOCATION (CONTRA) Total	(103,930)	(165,145)	(113,633)	51,512
18 PRINTING SERVICES Total	2,568	5,895	60,320	54,425

18 RESOURCE MANAGEMENT DEPARTMENT

PROGRAM - ACCOUNT	FY15 ACTUALS	FY16 ADOPTED	FY17 REQUEST	FY17 TO FY16 VARIANCE
18 PURCHASING AND CONTRACTS				
510 PERSONNEL SERVICES				
510120 REGULAR SALARIES AND WAGES	722,850	704,752	716,723	11,971
510150 SPECIAL PAY	180	600	600	-
510210 SOCIAL SECURITY MATCHING	52,781	53,914	56,376	2,462
510220 RETIREMENT CONTRIBUTIONS	56,696	51,165	53,502	2,337
510230 HEALTH AND LIFE INSURANCE	140,617	151,969	161,233	9,264
510240 WORKERS COMPENSATION	845	1,128	1,990	862
510 PERSONNEL SERVICES Total	973,969	963,527	990,424	26,897
530 OPERATING EXPENDITURES				
530340 OTHER SERVICES	-			-
530400 TRAVEL AND PER DIEM	548	800	1,200	400
530401 TRAVEL - TRAINING RELATED	642	2,080	2,450	370
530420 TRANSPORTATION		1,230	1,100	(130)
530480 PROMOTIONAL ACTIVITIES	213	275	350	75
530490 OTHER CHARGES/OBLIGATIONS	902	3,874	3,750	(124)
530510 OFFICE SUPPLIES	4,355	4,260	4,100	(160)
530520 OPERATING SUPPLIES	8,524	13,210	10,700	(2,510)
530521 EQUIPMENT \$1000-\$4999				-
530522 OPERATING SUPPLIES-TECHNOLOGY	5,590	4,600	4,800	200
530540 BOOKS, DUES PUBLICATIONS	3,584	3,275	3,500	225
530550 TRAINING	4,109	4,500	4,900	400
530 OPERATING EXPENDITURES Total	28,467	38,104	36,850	(1,254)
540 INTERNAL SERVICE CHARGES				
540101 INTERNAL CHARGES	34,272	59,896	45,372	(14,524)
540102 ADMIN FEE		37,482	64,921	27,439
540201 INSURANCE	167	195	195	-
540202 INTERNAL SER FEES-LEASED EQUIP		6,806	6,806	0
540 INTERNAL SERVICE CHARGES Total	34,439	104,379	117,294	12,915
550 COST ALLOCATION (CONTRA)				
550102 CONTRA ACCT-ADMIN FEES	(551,210)	(884,435)	(1,031,622)	(147,187)
550 COST ALLOCATION (CONTRA) Total	(551,210)	(884,435)	(1,031,622)	(147,187)
18 PURCHASING AND CONTRACTS Total	485,664	221,575	112,946	(108,629)

18 RESOURCE MANAGEMENT DEPARTMENT

FY17 TO FY16

PROGRAM - ACCOUNT	FY15 ACTUALS	FY16 ADOPTED	FY17 REQUEST	VARIANCE
18 RECIPIENT AGENCY GRANTS				
330 INTERGOVERNMENTAL REVENUE				
331228 SUPERVISED VISITATION	(113,935)	-		-
331820 ADULT DRUG COURT	(263,064)	(381,046)		381,046
331825 VETERANS TREATMENT COURT	(33,111)	-		-
331890 FED GRANT-OTHR CRT REL REVENUE		-		-
334690 OTHER HUMAN SERVICES GRANTS	(256,643)	(255,032)		255,032
330 INTERGOVERNMENTAL REVENUE Total	(666,752)	(636,078)		636,078
510 PERSONNEL SERVICES				
510120 REGULAR SALARIES AND WAGES	37,859	37,352	39,234	1,882
510140 OVERTIME	520			-
510210 SOCIAL SECURITY MATCHING	2,825	2,857	3,001	144
510220 RETIREMENT CONTRIBUTIONS	2,817	2,712	2,848	136
510230 HEALTH AND LIFE INSURANCE	9,668	13,069	13,500	431
510240 WORKERS COMPENSATION	463	60	106	46
511000 CONTRA PERSONAL SERVICES				-
510 PERSONNEL SERVICES Total	54,152	56,050	58,689	2,639
530 OPERATING EXPENDITURES				
530310 PROFESSIONAL SERVICES	302,168	557,458		(557,458)
530340 OTHER SERVICES	296,984	2,000		(2,000)
530402 TRAVEL - TRAINING NON-EMPLOYEE	6,223	6,255		(6,255)
530490 OTHER CHARGES/OBLIGATIONS	3,487	-		-
530499 CHARGES/OBLIGATIONS-CONTINGENC				-
530510 OFFICE SUPPLIES	15	120		(120)
530520 OPERATING SUPPLIES		8,020		(8,020)
530521 EQUIPMENT \$1000-\$4999		-		-
530550 TRAINING		-		-
530 OPERATING EXPENDITURES Total	608,877	573,853		(573,853)
540 INTERNAL SERVICE CHARGES				
540101 INTERNAL CHARGES	7,266	6,175		(6,175)
540102 ADMIN FEE		441		(441)
540 INTERNAL SERVICE CHARGES Total	7,266	6,616		(6,616)
18 RECIPIENT AGENCY GRANTS Total	3,543	441	58,689	58,248

18 RESOURCE MANAGEMENT DEPARTMENT

PROGRAM - ACCOUNT	FY15 ACTUALS	FY16 ADOPTED	FY17 REQUEST	FY17 TO FY16 VARIANCE
18 RESOURCE MGT - BUSINESS OFFICE				
510 PERSONNEL SERVICES				
510120 REGULAR SALARIES AND WAGES	227,577	270,632	273,400	2,769
510150 SPECIAL PAY	3,208	3,300	3,300	-
510210 SOCIAL SECURITY MATCHING	12,906	20,703	21,501	798
510220 RETIREMENT CONTRIBUTIONS	34,664	37,851	39,526	1,675
510230 HEALTH AND LIFE INSURANCE	34,862	38,949	40,344	1,395
510240 WORKERS COMPENSATION	315	433	759	326
511000 CONTRA PERSONAL SERVICES	(3,340)	(6,175)		6,175
510 PERSONNEL SERVICES Total	310,193	365,693	378,830	13,138
530 OPERATING EXPENDITURES				
530340 OTHER SERVICES	76,000	80,000	76,000	(4,000)
530400 TRAVEL AND PER DIEM	60			-
530401 TRAVEL - TRAINING RELATED	785	700	700	-
530490 OTHER CHARGES/OBLIGATIONS	666	3,000	3,000	-
530510 OFFICE SUPPLIES	-	800	400	(400)
530520 OPERATING SUPPLIES	10	600	300	(300)
530540 BOOKS, DUES PUBLICATIONS		2,145	2,145	-
530550 TRAINING	565	500	500	-
530 OPERATING EXPENDITURES Total	78,086	87,745	83,045	(4,700)
540 INTERNAL SERVICE CHARGES				
540101 INTERNAL CHARGES	7,835	19,434	3,835	(15,599)
540102 ADMIN FEE		17,019	14,887	(2,132)
540202 INTERNAL SER FEES-LEASED EQUIP		2,019	2,019	-
540 INTERNAL SERVICE CHARGES Total	7,835	38,471	20,740	(17,731)
550 COST ALLOCATION (CONTRA)				
550102 CONTRA ACCT-ADMIN FEES	(226,483)	(388,268)	(351,689)	36,579
550 COST ALLOCATION (CONTRA) Total	(226,483)	(388,268)	(351,689)	36,579
18 RESOURCE MGT - BUSINESS OFFICE Total	169,632	103,641	130,926	27,285

18 RESOURCE MANAGEMENT DEPARTMENT

PROGRAM - ACCOUNT	FY15 ACTUALS	FY16 ADOPTED	FY17 REQUEST	FY17 TO FY16 VARIANCE
18 RISK MANAGEMENT				
340 CHARGES FOR SERVICES				
341210 INTERNAL SER FEES-FLEET EQUIP	(3,341,528)	(4,295,820)	(4,295,820)	-
340 CHARGES FOR SERVICES Total	(3,341,528)	(4,295,820)	(4,295,820)	-
360 MISCELLANEOUS REVENUES				
361100 INTEREST ON INVESTMENTS				-
360 MISCELLANEOUS REVENUES Total				-
399 FUND BALANCE				
399999 BEGINNING FUND BALANCE				-
399 FUND BALANCE Total				-
510 PERSONNEL SERVICES				
510120 REGULAR SALARIES AND WAGES	208,551	236,121	212,752	(23,369)
510210 SOCIAL SECURITY MATCHING	15,279	18,063	16,275	(1,788)
510220 RETIREMENT CONTRIBUTIONS	16,351	16,369	18,876	2,507
510230 HEALTH AND LIFE INSURANCE	36,102	38,830	51,095	12,265
510240 WORKERS COMPENSATION	868	1,285	574	(711)
510 PERSONNEL SERVICES Total	277,152	310,668	299,572	(11,096)
530 OPERATING EXPENDITURES				
530310 PROFESSIONAL SERVICES	5,000	7,000	7,000	-
530340 OTHER SERVICES	116,094	162,945	162,945	-
530400 TRAVEL AND PER DIEM		150	150	-
530450 INSURANCE	1,525,035	1,967,000	1,965,045	(1,955)
530451 BOCC INSURANCE CLAIMS	1,039,418	1,690,000	1,690,000	-
530490 OTHER CHARGES/OBLIGATIONS				-
530499 CHARGES/OBLIGATIONS-CONTINGENC		200,000	200,000	-
530510 OFFICE SUPPLIES	191	425	425	-
530520 OPERATING SUPPLIES	544	1,050	1,050	-
530540 BOOKS, DUES PUBLICATIONS	420	1,725	1,725	-
530550 TRAINING		500	500	-
530 OPERATING EXPENDITURES Total	2,686,701	4,030,795	4,028,840	(1,955)
540 INTERNAL SERVICE CHARGES				
540101 INTERNAL CHARGES	10,405	17,995	14,690	(3,304)
540102 ADMIN FEE	77,668	128,937	51,003	(77,934)
540201 INSURANCE	71	82	82	-
540202 INTERNAL SER FEES-LEASED EQUIP		1,615	1,615	-
540 INTERNAL SERVICE CHARGES Total	88,144	148,629	67,390	(81,238)
18 RISK MANAGEMENT Total	(289,531)	194,271	99,982	(94,289)
Grand Total	33,230,772	35,846,021	32,445,861	(3,400,160)

18 RESOURCE MANAGEMENT DEPARTMENT POSITIONS BY PROGRAM

DEPARTMENT - PROGRAM - FUND - JOB TITLE	FTE's
18 RESOURCE MANAGEMENT DEPT	
18 MAIL SERVICES	
00100 MAIL CENTER TECHNICIAN	1.0
00100 SENIOR MAIL CENTER TECHNICIAN	1.0
18 MAIL SERVICES Total	2.0
18 MSBU PROGRAM	
16000 DATABASE COORDINATOR	1.0
16000 PROGRAM MANAGER II	1.0
16000 PROGRAM SPECIALIST	1.0
16000 PROJECT COORDINATOR II	1.0
18 MSBU PROGRAM Total	4.0
18 OFFICE OF MANAGEMENT & BUDGET	
00100 BUDGET DIV MGR	1.0
00100 FINANCIAL (BUS) ADMINISTRATOR	6.0
00100 FINANCIAL MANAGER	1.0
00100 SENIOR FINANCIAL ANALYST	2.0
00100 SR FINANCIAL (GRANTS) ANALYST	1.0
18 OFFICE OF MANAGEMENT & BUDGET Total	11.0
18 PRINTING SERVICES	
00100 PROGRAM SPECIALIST	1.0
18 PRINTING SERVICES Total	1.0
18 PURCHASING AND CONTRACTS	
00100 PROCUREMENT ADMINISTRATOR	2.0
00100 PROCUREMENT ANALYST	3.0
00100 PROCUREMENT TECHNICIAN	1.0
00100 PROPERTY ADMINISTRATOR	1.0
00100 PURCHASING & CONTRACTS DIV MGR	1.0
00100 SENIOR PROCUREMENT ANALYST	5.0
18 PURCHASING AND CONTRACTS Total	13.0
18 RECIPIENT AGENCY GRANTS	
00110 OPERATIONS ADMIN ASSISTANT	1.0
11930 VETERANS COURT CASE MANAGER	0.5
18 RECIPIENT AGENCY GRANTS Total	1.5
18 RESOURCE MGT - BUSINESS OFFICE	
00100 ACCOUNTING SPECIALIST	1.0
00100 ADMINISTRATIVE ASSISTANT	1.0
00100 DIRECTOR OF RESOURCE MANAGEMNT	1.0

18 RESOURCE MANAGEMENT DEPARTMENT POSITIONS BY PROGRAM

DEPARTMENT - PROGRAM - FUND - JOB TITLE	FTE's
00100 FINANCIAL (BUS) ADMINISTRATOR	1.0
18 RESOURCE MGT - BUSINESS OFFICE Total	4.0
18 RISK MANAGEMENT	
50100 PROGRAM MANAGER II	0.7
50100 RISK MANAGEMENT COORDINATOR	0.8
50100 SAFETY OFFICER	0.7
50200 PROGRAM MANAGER II	0.3
50200 RISK MANAGEMENT COORDINATOR	1.2
50200 SAFETY OFFICER	0.3
18 RISK MANAGEMENT Total	4.0
18 RESOURCE MANAGEMENT DEPT Total	40.5

