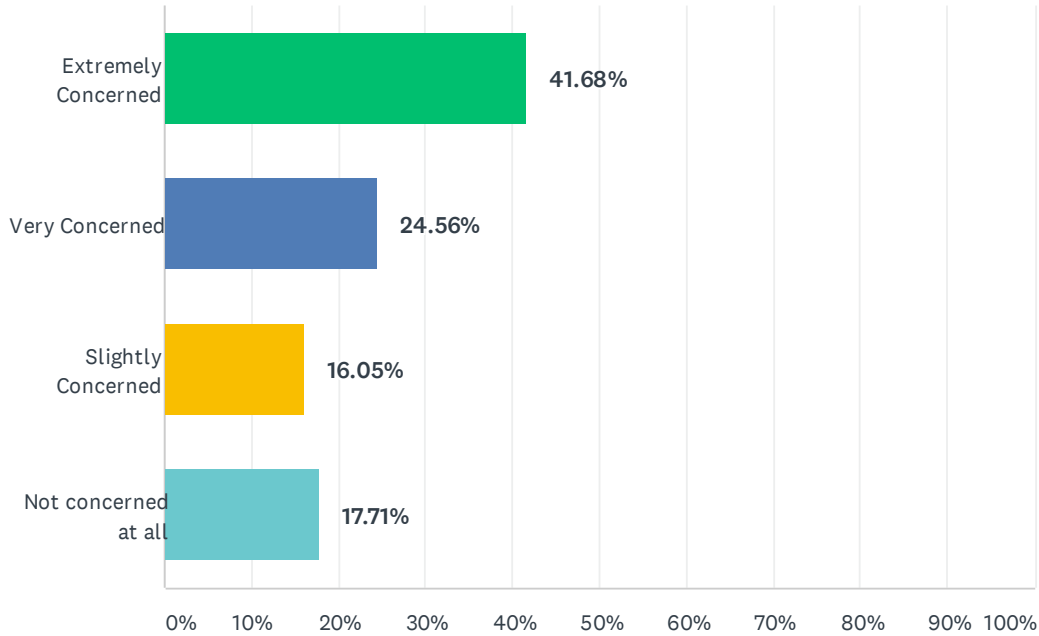


# Q1 How concerned are you about businesses enforcing social distancing guidelines and other COVID-19 prevention health protocols such as wearing masks/face coverings or checking temperature?

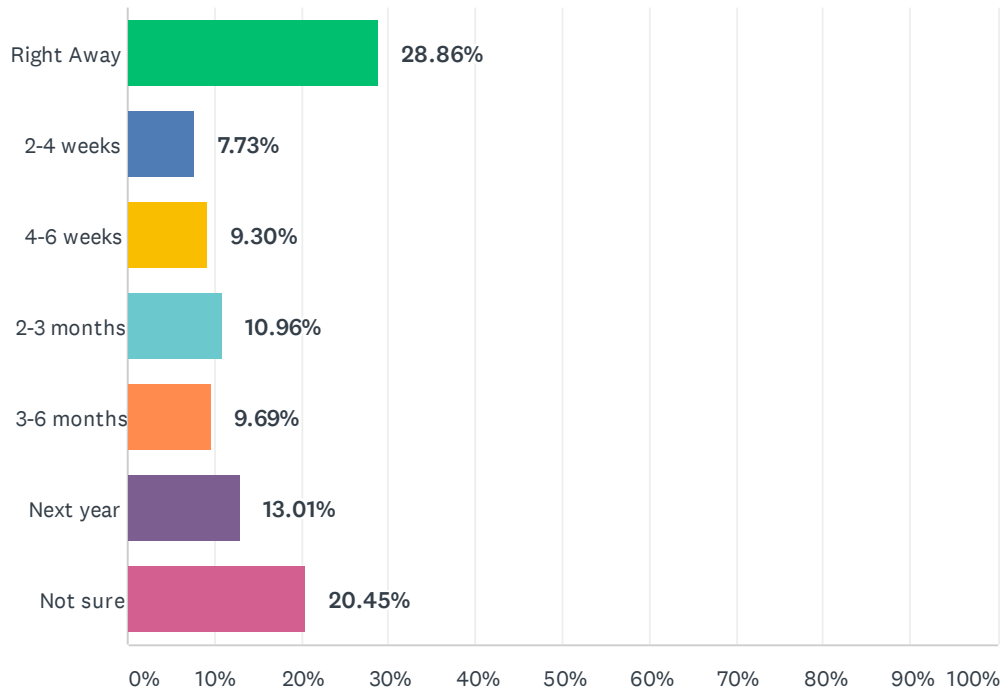
Answered: 1,022 Skipped: 0



ANSWER CHOICES	RESPONSES	
Extremely Concerned	41.68%	426
Very Concerned	24.56%	251
Slightly Concerned	16.05%	164
Not concerned at all	17.71%	181
<b>TOTAL</b>		<b>1,022</b>

## Q2 At what point would you be comfortable dining in at a restaurant?

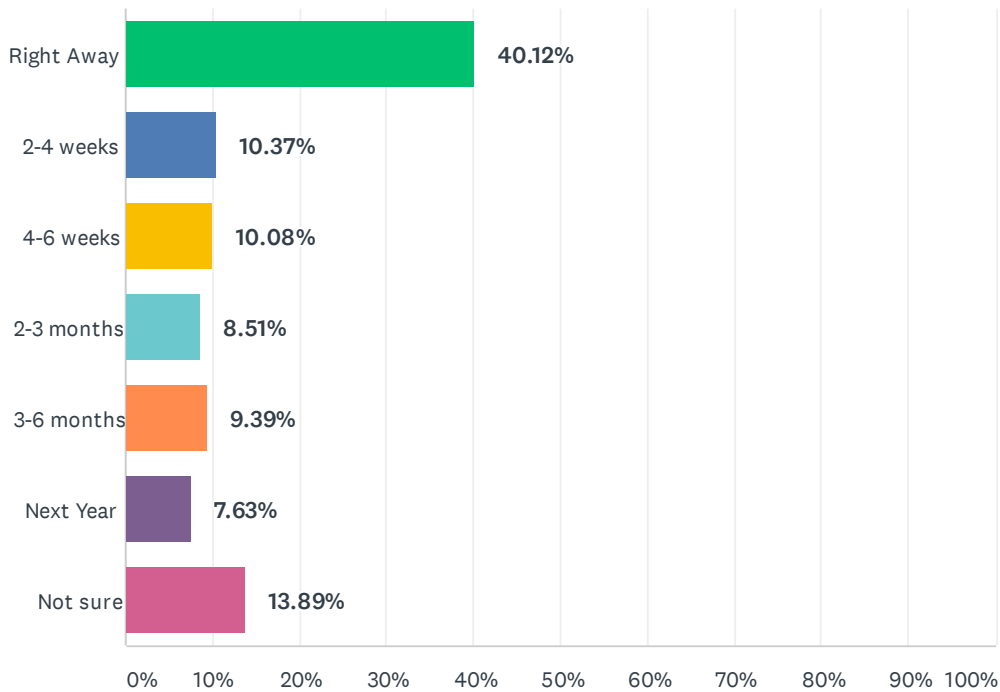
Answered: 1,022 Skipped: 0



ANSWER CHOICES	RESPONSES	
Right Away	28.86%	295
2-4 weeks	7.73%	79
4-6 weeks	9.30%	95
2-3 months	10.96%	112
3-6 months	9.69%	99
Next year	13.01%	133
Not sure	20.45%	209
<b>TOTAL</b>		<b>1,022</b>

### Q3 At what point would you consider shopping in-person at a local retail store (not including grocery stores)?

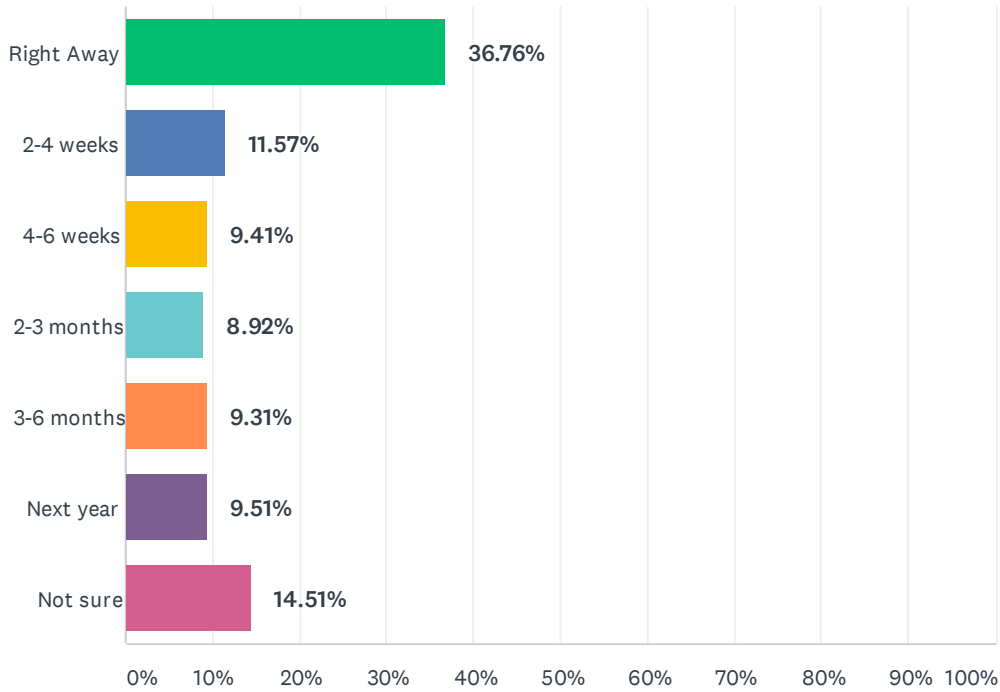
Answered: 1,022 Skipped: 0



ANSWER CHOICES	RESPONSES	
Right Away	40.12%	410
2-4 weeks	10.37%	106
4-6 weeks	10.08%	103
2-3 months	8.51%	87
3-6 months	9.39%	96
Next Year	7.63%	78
Not sure	13.89%	142
<b>TOTAL</b>		<b>1,022</b>

### Q4 At what point would you feel comfortable engaging in business or personal services that involve close contact for extended periods of time (haircut/barber, car sales, signing real estate/banking documents in person, etc.)?

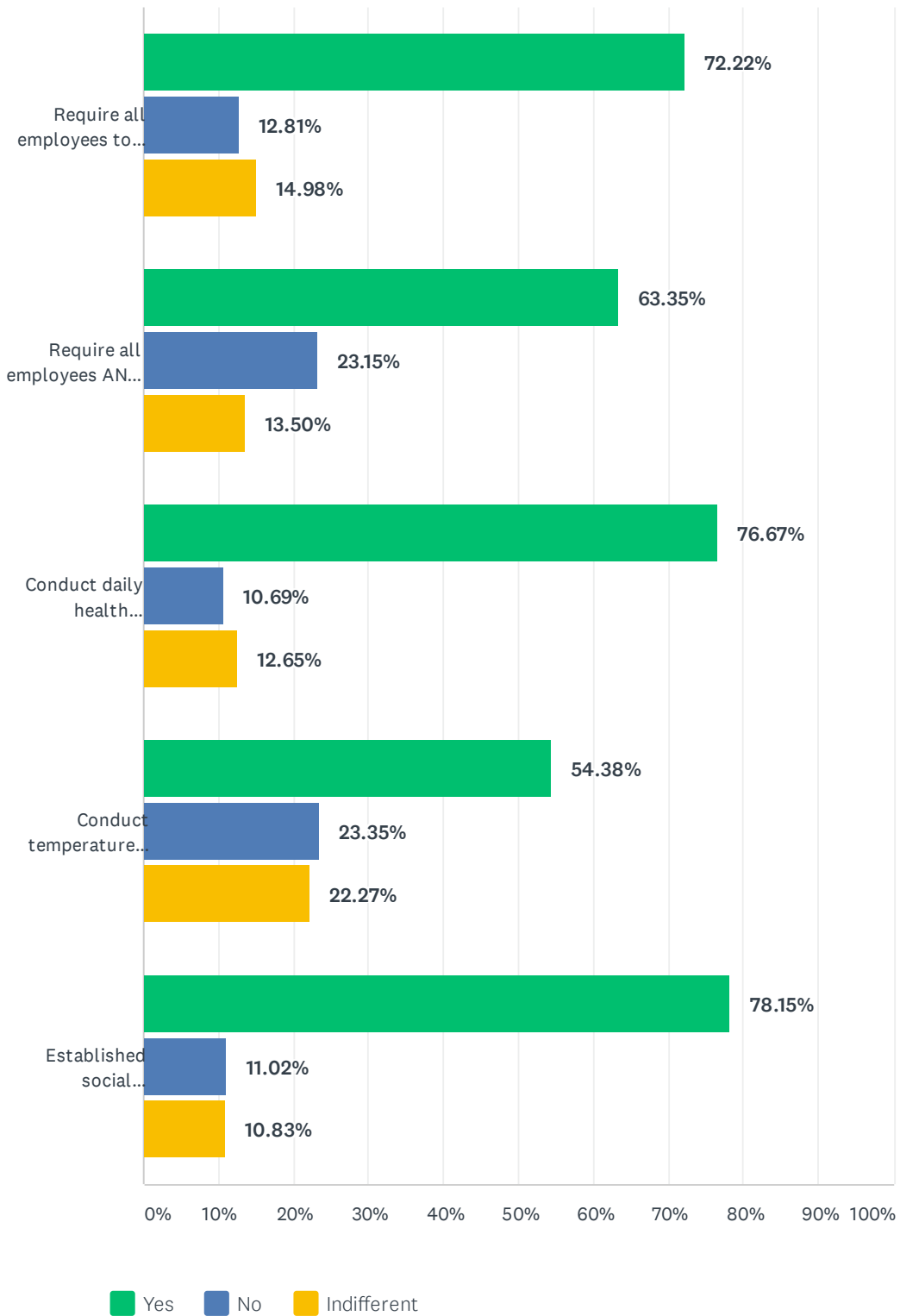
Answered: 1,020 Skipped: 2



ANSWER CHOICES	RESPONSES	
Right Away	36.76%	375
2-4 weeks	11.57%	118
4-6 weeks	9.41%	96
2-3 months	8.92%	91
3-6 months	9.31%	95
Next year	9.51%	97
Not sure	14.51%	148
<b>TOTAL</b>		<b>1,020</b>

### Q5 Are you more likely to shop at a local store or dine at a restaurant if they enforce the below health protocols for employees and/or patrons?

Answered: 1,022 Skipped: 0

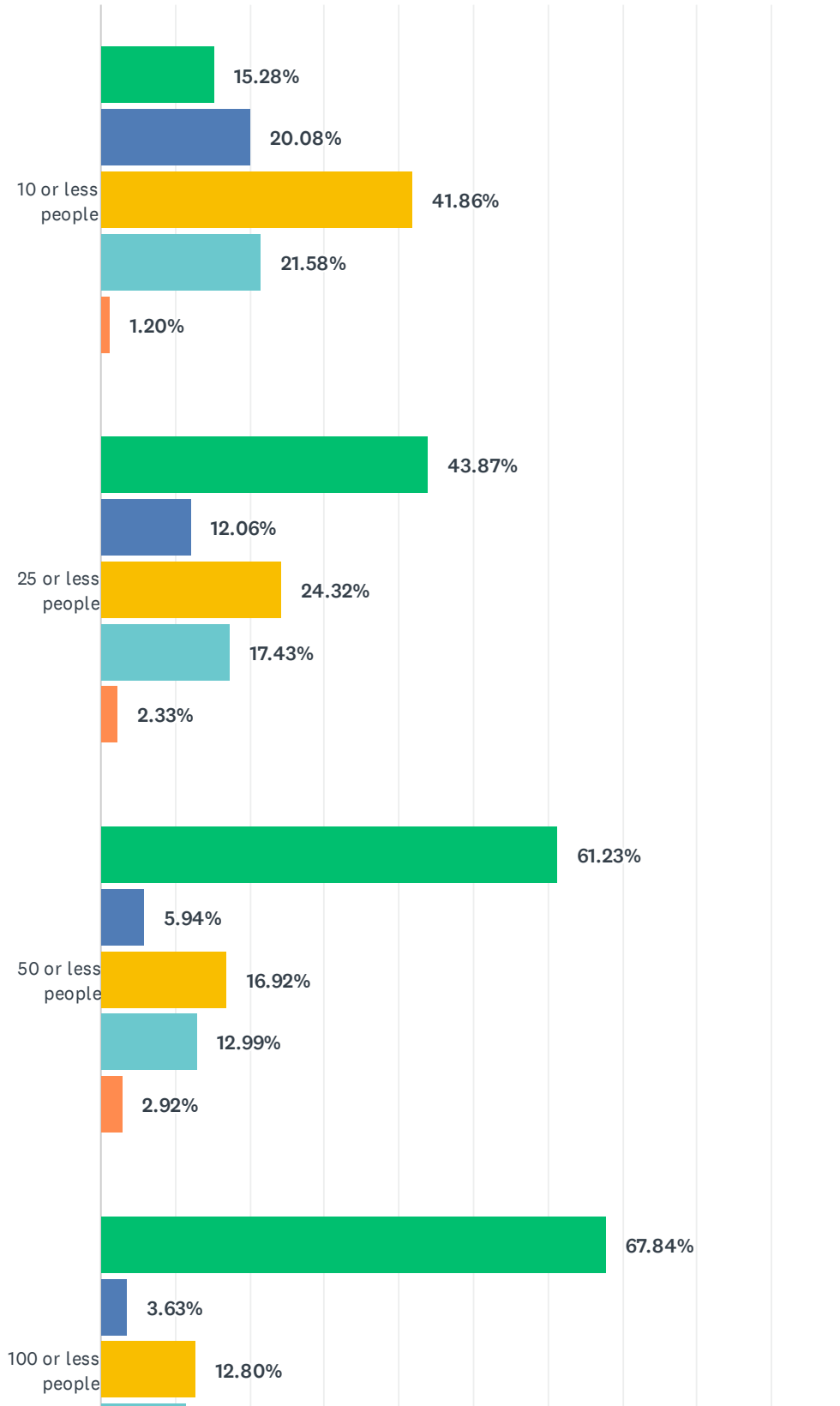


## Seminole County Consumer Confidence

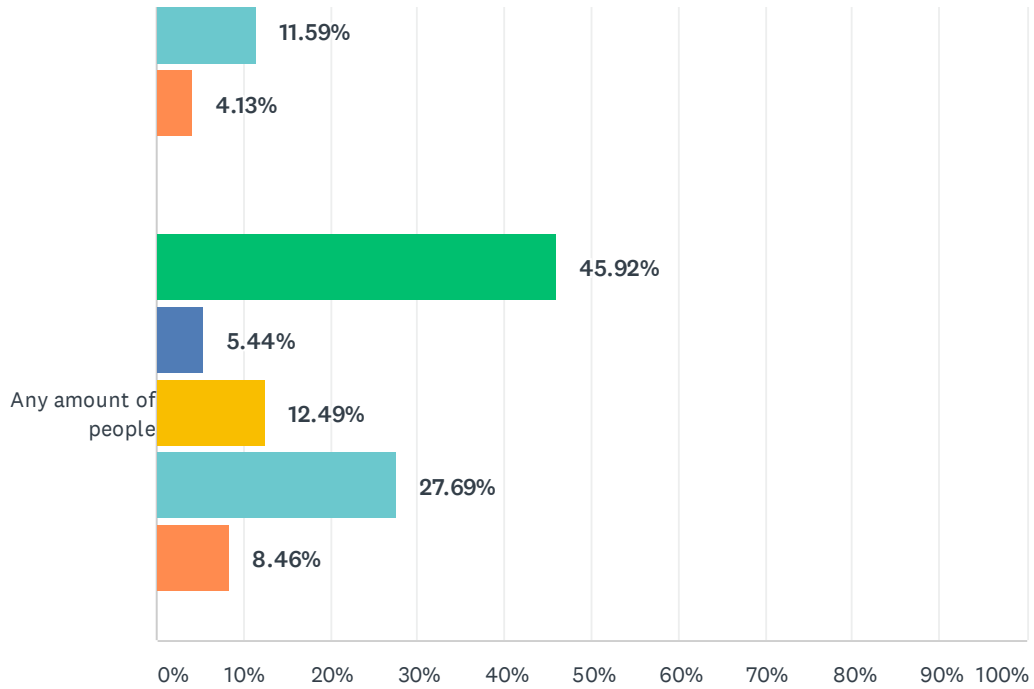
	YES	NO	INDIFFERENT	TOTAL	WEIGHTED AVERAGE
Require all employees to wear masks/face coverings at all times	72.22% 733	12.81% 130	14.98% 152	1,015	1.43
Require all employees AND patrons to wear masks/face coverings at all times	63.35% 643	23.15% 235	13.50% 137	1,015	1.50
Conduct daily health screenings of employees, including checking temperature	76.67% 782	10.69% 109	12.65% 129	1,020	1.36
Conduct temperature checking of patrons entering the business	54.38% 552	23.35% 237	22.27% 226	1,015	1.68
Established social distancing protocols, limiting number of patrons within the business	78.15% 794	11.02% 112	10.83% 110	1,016	1.33

### Q6 If all safety and health precautions were taken, what size gathering would you be comfortable attending in the next 2-6 weeks?

Answered: 1,017 Skipped: 5



## Seminole County Consumer Confidence



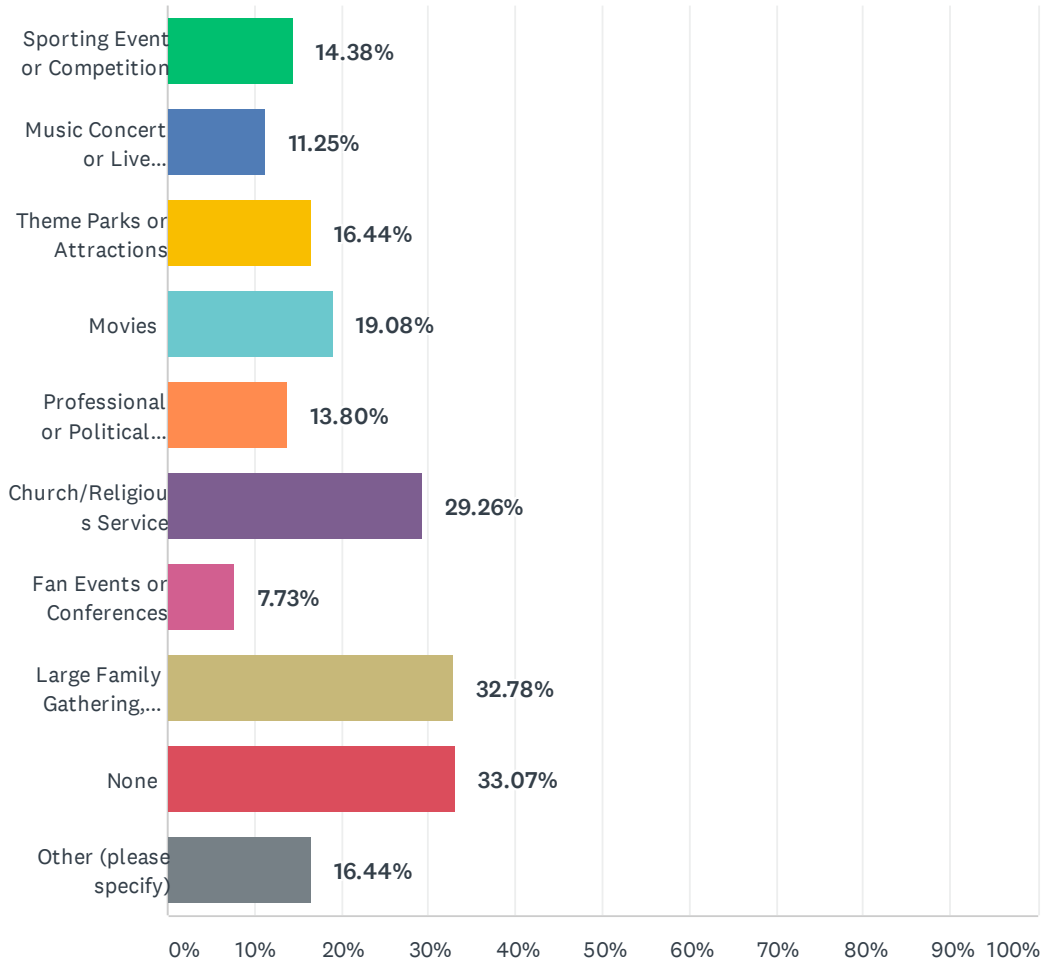
■ Not comfortable attending   
 ■ Somewhat comfortable attending  
■ Comfortable attending   
 ■ Depends on circumstances   
 ■ Not sure

	NOT COMFORTABLE ATTENDING	SOMEWHAT COMFORTABLE ATTENDING	COMFORTABLE ATTENDING	DEPENDS ON CIRCUMSTANCES	NOT SURE	TOTAL	WEIGHTED AVERAGE
10 or less people	15.28% 153	20.08% 201	41.86% 419	21.58% 216	1.20% 12	1,001	2.73
25 or less people	43.87% 433	12.06% 119	24.32% 240	17.43% 172	2.33% 23	987	2.22
50 or less people	61.23% 608	5.94% 59	16.92% 168	12.99% 129	2.92% 29	993	1.90
100 or less people	67.84% 673	3.63% 36	12.80% 127	11.59% 115	4.13% 41	992	1.81
Any amount of people	45.92% 456	5.44% 54	12.49% 124	27.69% 275	8.46% 84	993	2.47



### Q7 What type(s) of gathering are you most likely to attend in the next 2-6 weeks, provided that all safety/health precautions were taken?

Answered: 1,022 Skipped: 0

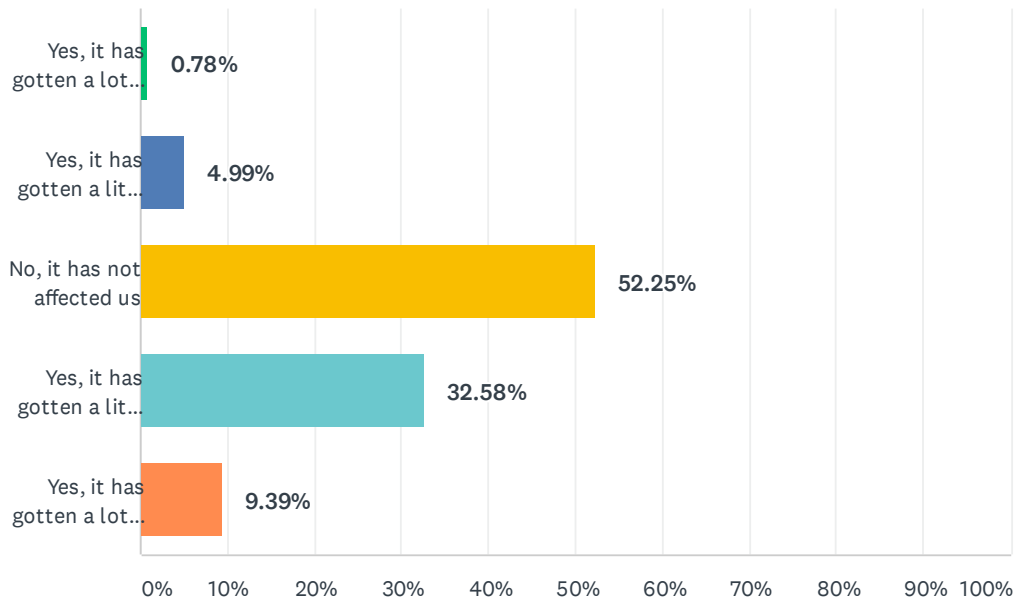


## Seminole County Consumer Confidence

ANSWER CHOICES	RESPONSES	
Sporting Event or Competition	14.38%	147
Music Concert or Live Performance	11.25%	115
Theme Parks or Attractions	16.44%	168
Movies	19.08%	195
Professional or Political Gathering	13.80%	141
Church/Religious Service	29.26%	299
Fan Events or Conferences	7.73%	79
Large Family Gathering, Wedding, or Funeral (More than 10 people)	32.78%	335
None	33.07%	338
Other (please specify)	16.44%	168
Total Respondents: 1,022		

## Q8 Has COVID-19 affected your family's overall economic situation in Seminole County?

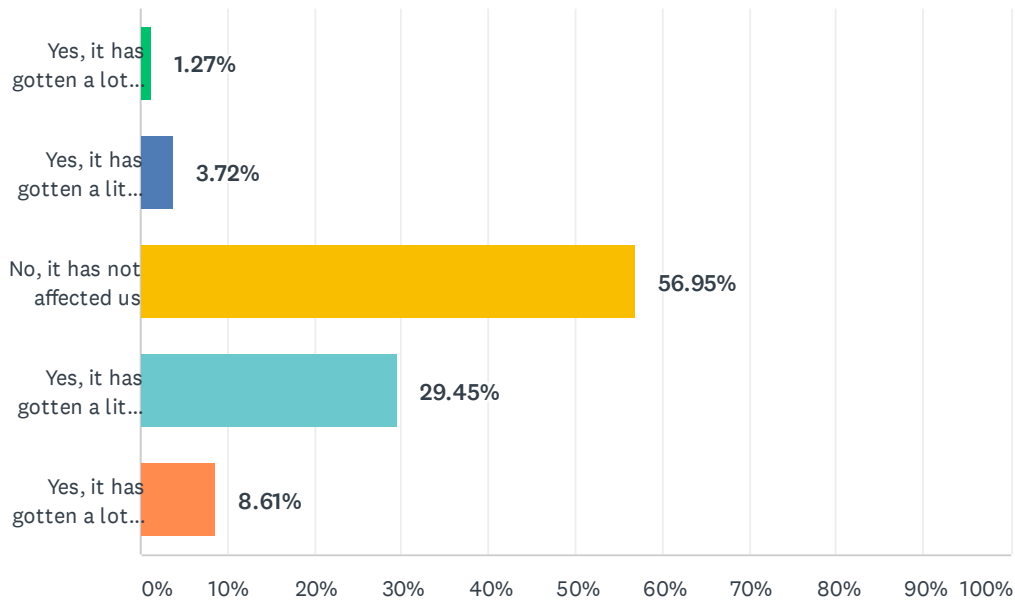
Answered: 1,022 Skipped: 0



ANSWER CHOICES	RESPONSES	
Yes, it has gotten a lot better	0.78%	8
Yes, it has gotten a little better	4.99%	51
No, it has not affected us	52.25%	534
Yes, it has gotten a little worse	32.58%	333
Yes, it has gotten a lot worse	9.39%	96
<b>TOTAL</b>		<b>1,022</b>

## Q9 Has COVID-19 affected your family's overall standard of living in Seminole County?

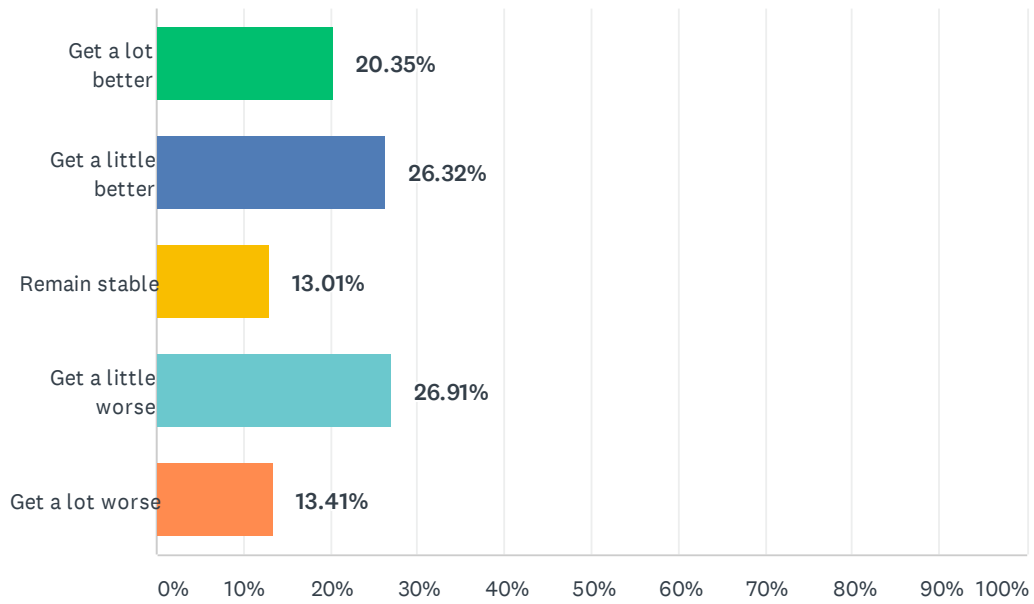
Answered: 1,022 Skipped: 0



ANSWER CHOICES	RESPONSES	
Yes, it has gotten a lot better	1.27%	13
Yes, it has gotten a little better	3.72%	38
No, it has not affected us	56.95%	582
Yes, it has gotten a little worse	29.45%	301
Yes, it has gotten a lot worse	8.61%	88
<b>TOTAL</b>		<b>1,022</b>

### Q10 How do you foresee Seminole County’s economic situation evolving over the next twelve (12) months? Do you believe the local economy will:

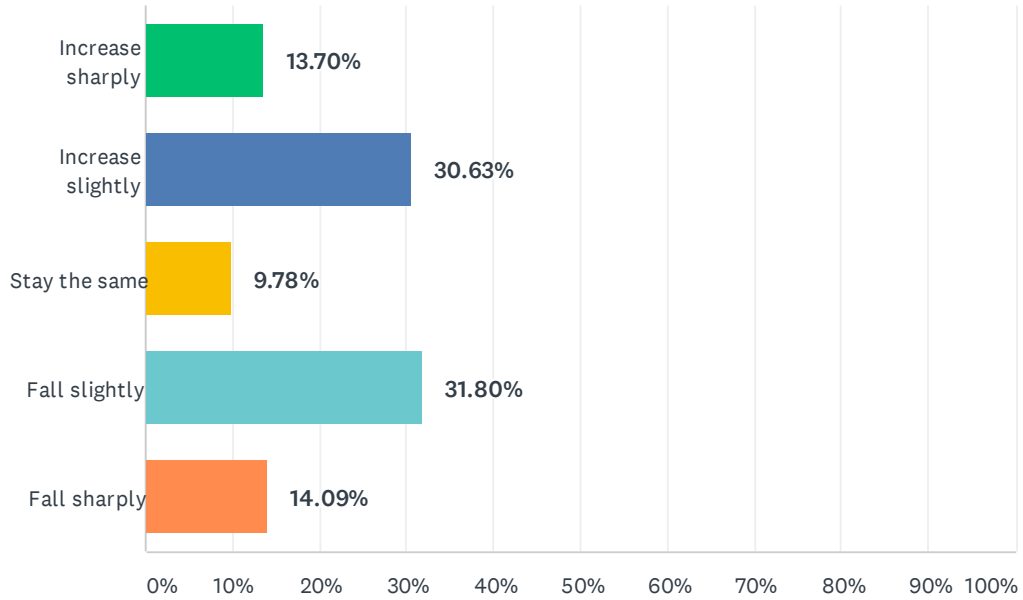
Answered: 1,022 Skipped: 0



ANSWER CHOICES	RESPONSES	
Get a lot better	20.35%	208
Get a little better	26.32%	269
Remain stable	13.01%	133
Get a little worse	26.91%	275
Get a lot worse	13.41%	137
<b>TOTAL</b>		<b>1,022</b>

### Q11 How do you foresee employment levels changing in Seminole County over the next six (6) months? Do you believe that current unemployment numbers will:

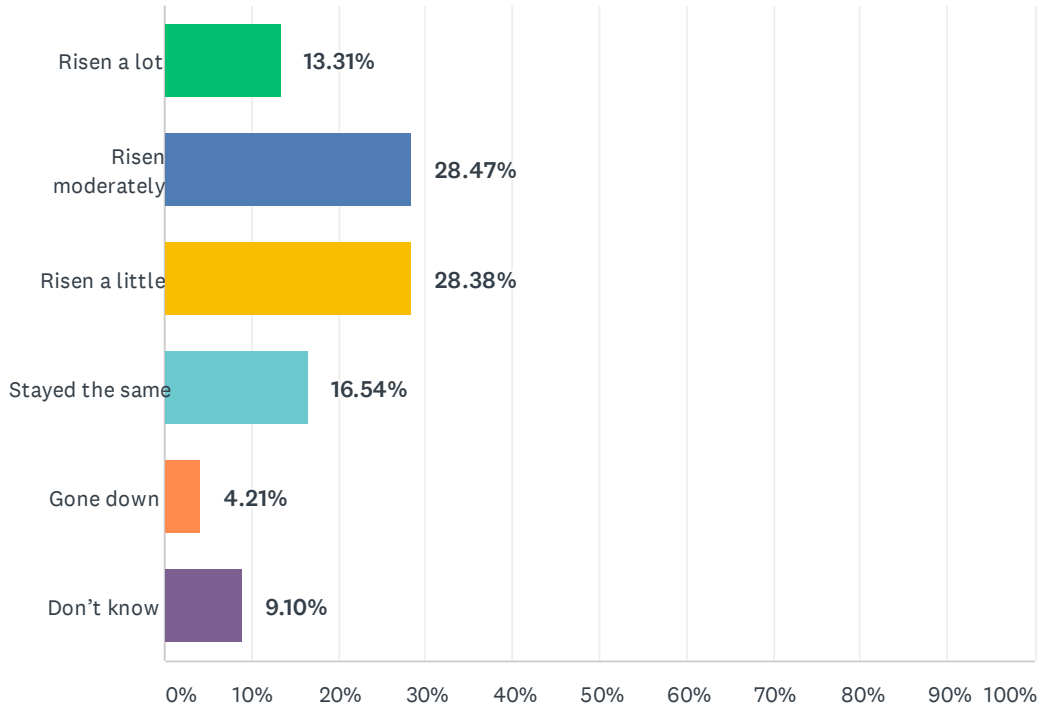
Answered: 1,022 Skipped: 0



ANSWER CHOICES	RESPONSES	
Increase sharply	13.70%	140
Increase slightly	30.63%	313
Stay the same	9.78%	100
Fall slightly	31.80%	325
Fall sharply	14.09%	144
<b>TOTAL</b>		<b>1,022</b>

### Q12 Have you noticed any changes in prices for typical weekly purchases (excluding gasoline) during the past two months? Have they...

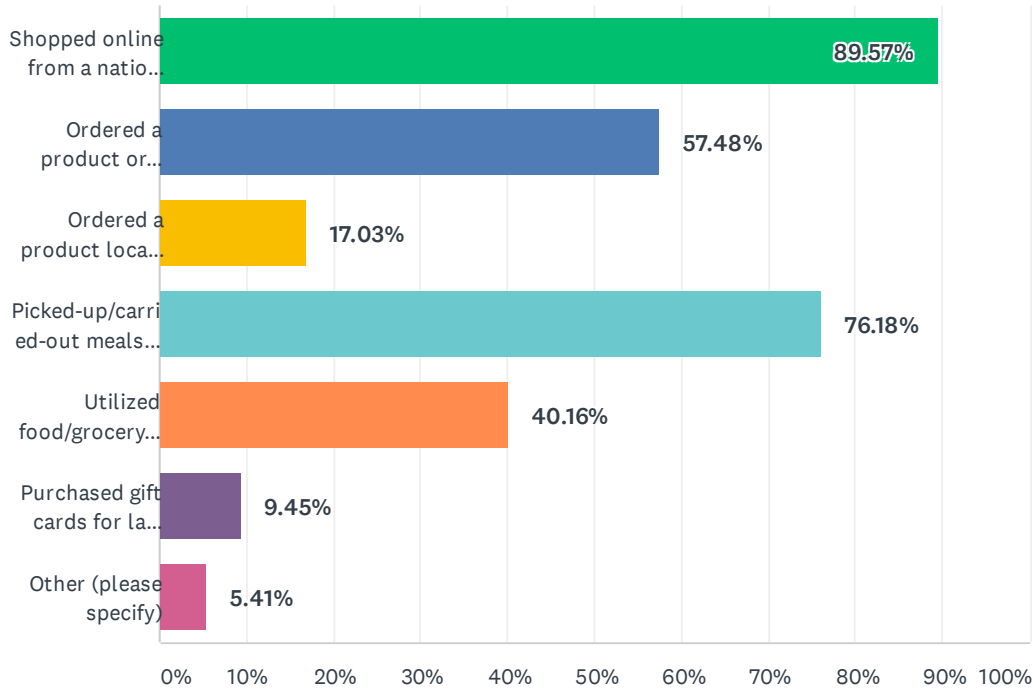
Answered: 1,022 Skipped: 0



ANSWER CHOICES	RESPONSES	
Risen a lot	13.31%	136
Risen moderately	28.47%	291
Risen a little	28.38%	290
Stayed the same	16.54%	169
Gone down	4.21%	43
Don't know	9.10%	93
<b>TOTAL</b>		<b>1,022</b>

### Q13 In the absence of being able to visit local businesses/services in person, what alternative ways have you used to engage with businesses? (Please select all that apply)

Answered: 1,016 Skipped: 6

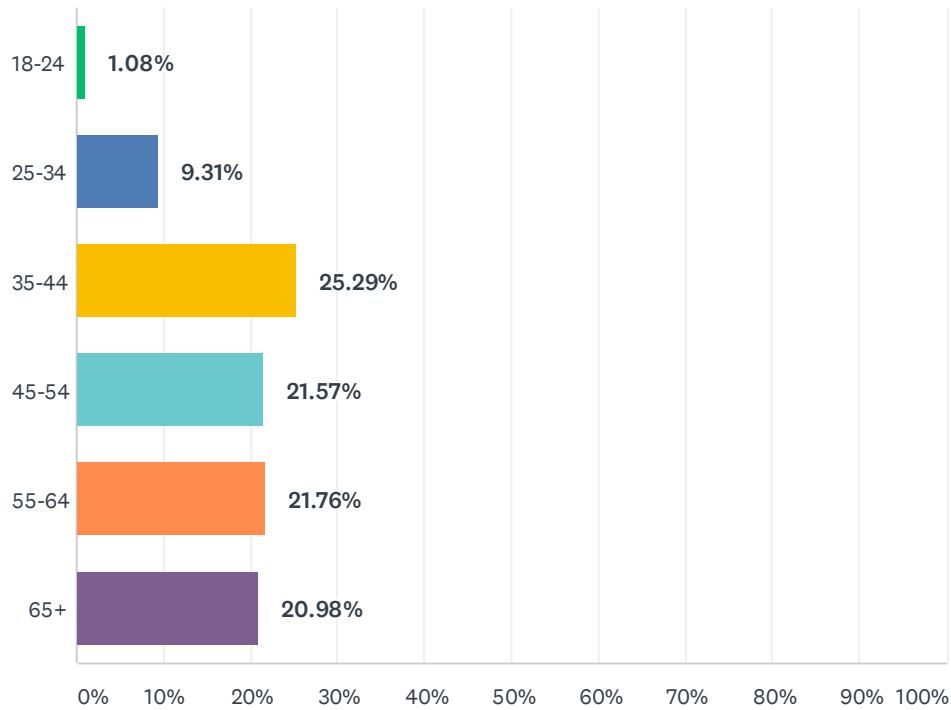


ANSWER CHOICES	RESPONSES	
Shopped online from a national retailer (Amazon, Walmart, Target, etc.)	89.57%	910
Ordered a product or service from a small business for local delivery or pick up	57.48%	584
Ordered a product locally to deliver to a friend/family member as a gift	17.03%	173
Picked-up/carried-out meals from local restaurants	76.18%	774
Utilized food/grocery delivery services (Uber Eats, Doordash, Instacart, Shipt, etc.)	40.16%	408
Purchased gift cards for later use	9.45%	96
Other (please specify)	5.41%	55
Total Respondents: 1,016		



## Q14 Select your age range

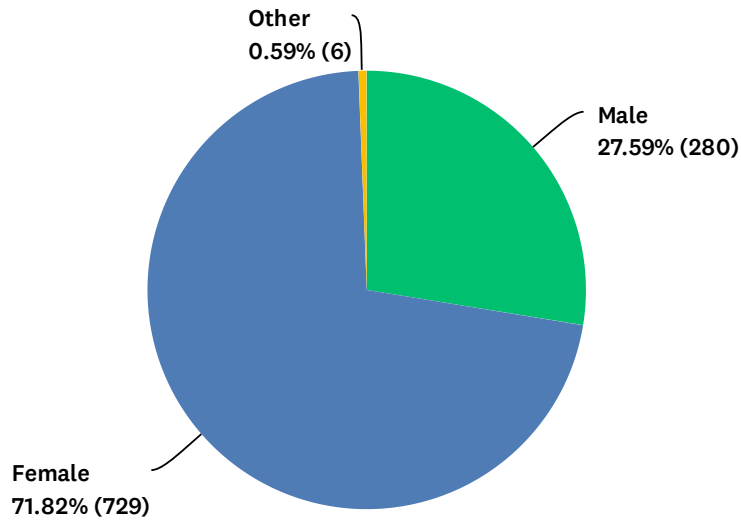
Answered: 1,020 Skipped: 2



ANSWER CHOICES	RESPONSES	
18-24	1.08%	11
25-34	9.31%	95
35-44	25.29%	258
45-54	21.57%	220
55-64	21.76%	222
65+	20.98%	214
TOTAL		1,020

## Q15 Select your gender

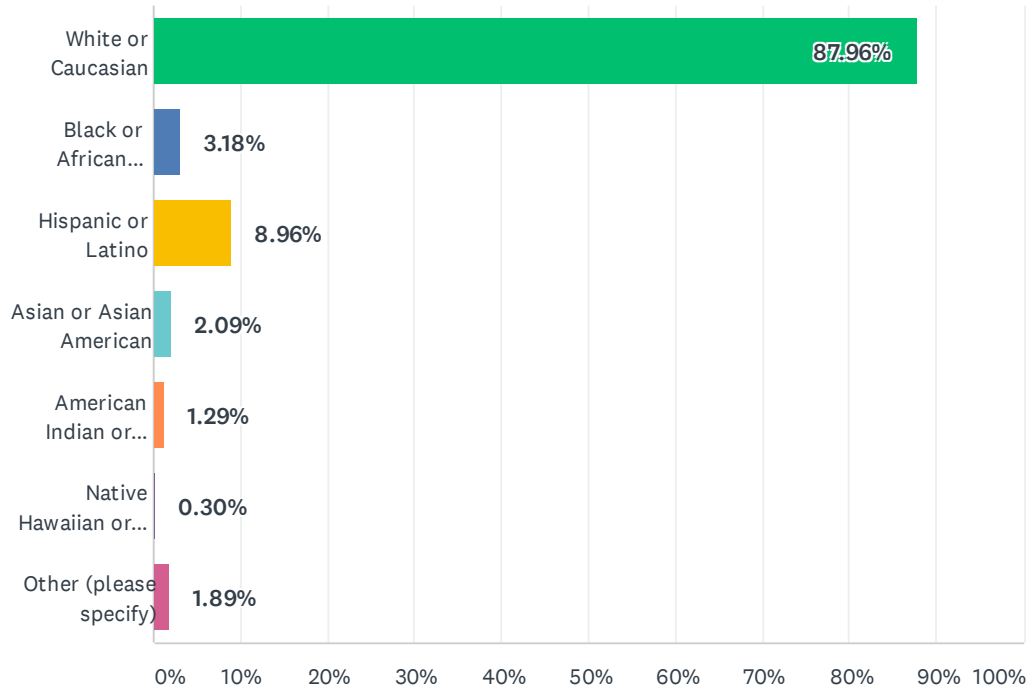
Answered: 1,015 Skipped: 7



ANSWER CHOICES	RESPONSES	
Male	27.59%	280
Female	71.82%	729
Other	0.59%	6
TOTAL		1,015

## Q16 Select your ethnicity (select all that apply)

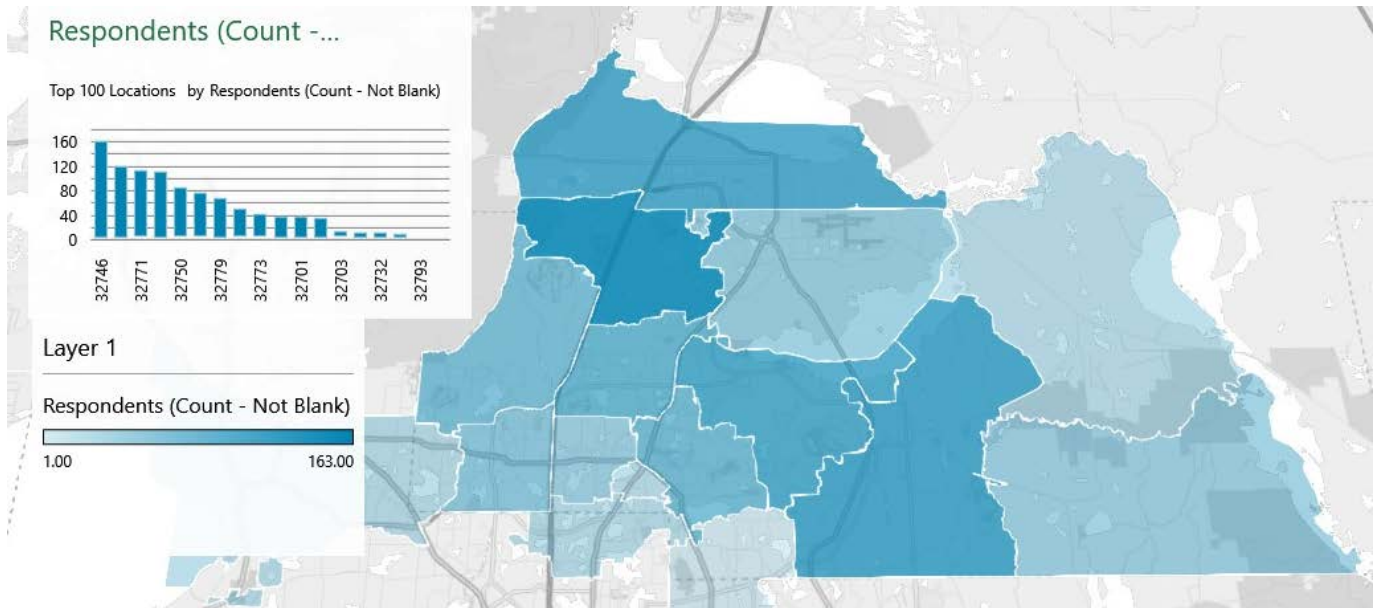
Answered: 1,005 Skipped: 17



ANSWER CHOICES	RESPONSES	
White or Caucasian	87.96%	884
Black or African American	3.18%	32
Hispanic or Latino	8.96%	90
Asian or Asian American	2.09%	21
American Indian or Alaska Native	1.29%	13
Native Hawaiian or other Pacific Islander	0.30%	3
Other (please specify)	1.89%	19
Total Respondents: 1,005		

# Q17 What is your Seminole County residence zip code?

Answered: 1,005 Skipped: 17



32714 32732 32707 32703 32708 32766 32765  
32701 32746 32792 32771 32751 32750 32730  
32779 32773