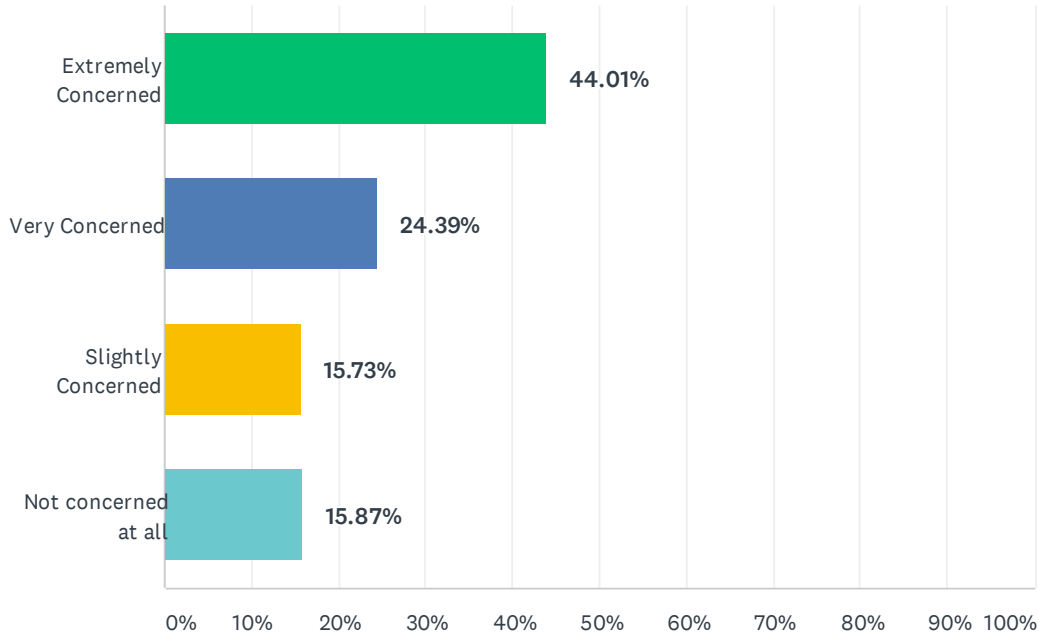


# Q1 How concerned are you about businesses enforcing social distancing guidelines and other COVID-19 prevention health protocols such as wearing masks/face coverings or checking temperature?

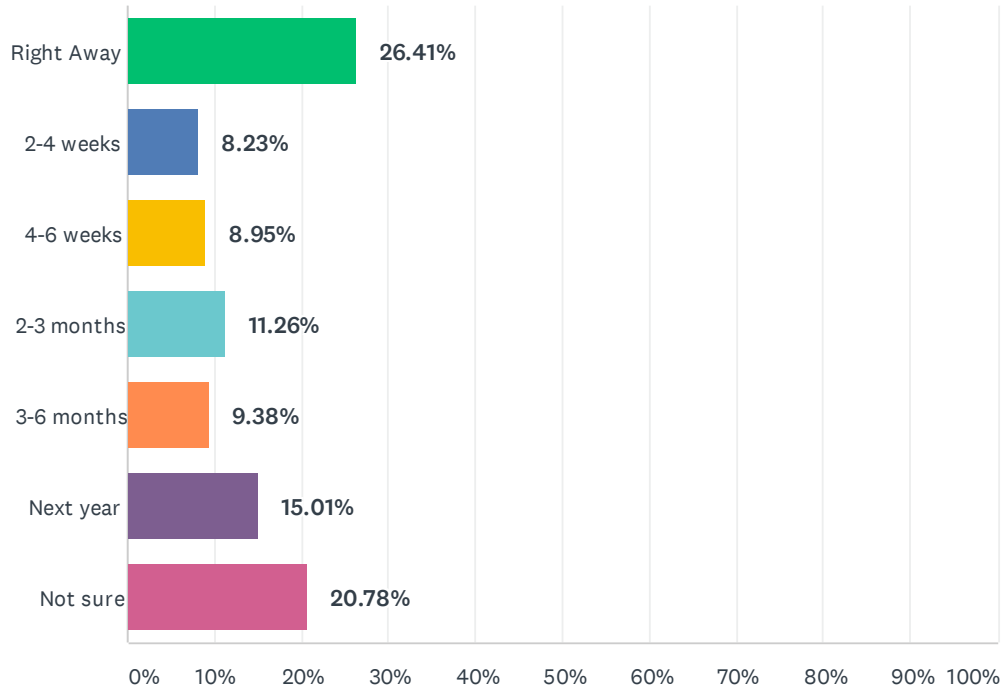
Answered: 693 Skipped: 0



ANSWER CHOICES	RESPONSES	
Extremely Concerned	44.01%	305
Very Concerned	24.39%	169
Slightly Concerned	15.73%	109
Not concerned at all	15.87%	110
<b>TOTAL</b>		<b>693</b>

## Q2 At what point would you be comfortable dining in at a restaurant?

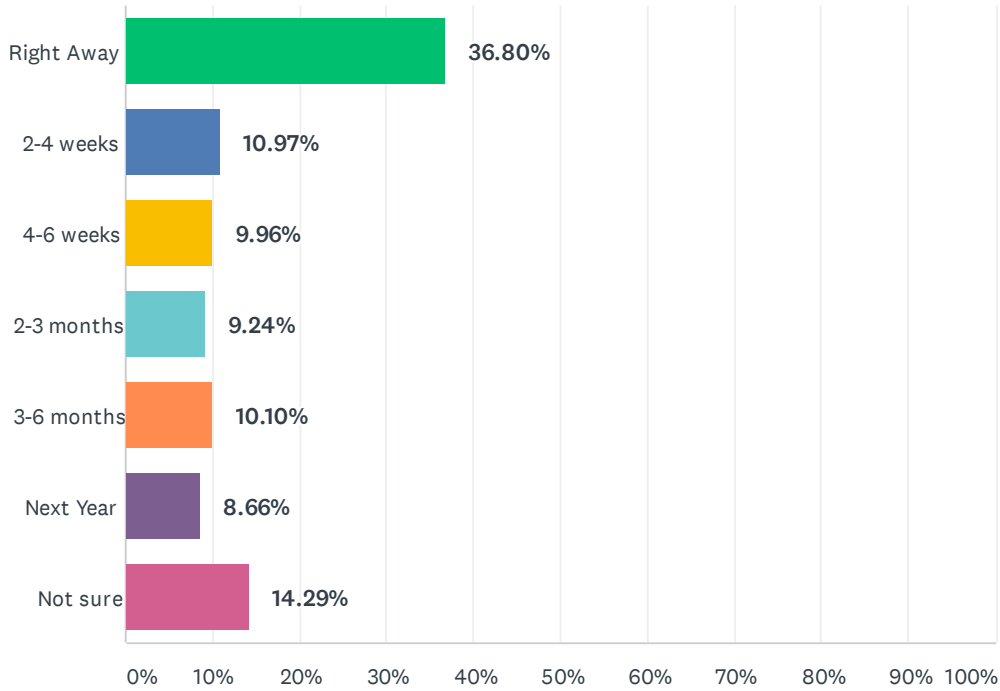
Answered: 693 Skipped: 0



ANSWER CHOICES	RESPONSES	
Right Away	26.41%	183
2-4 weeks	8.23%	57
4-6 weeks	8.95%	62
2-3 months	11.26%	78
3-6 months	9.38%	65
Next year	15.01%	104
Not sure	20.78%	144
<b>TOTAL</b>		<b>693</b>

### Q3 At what point would you consider shopping in-person at a local retail store (not including grocery stores)?

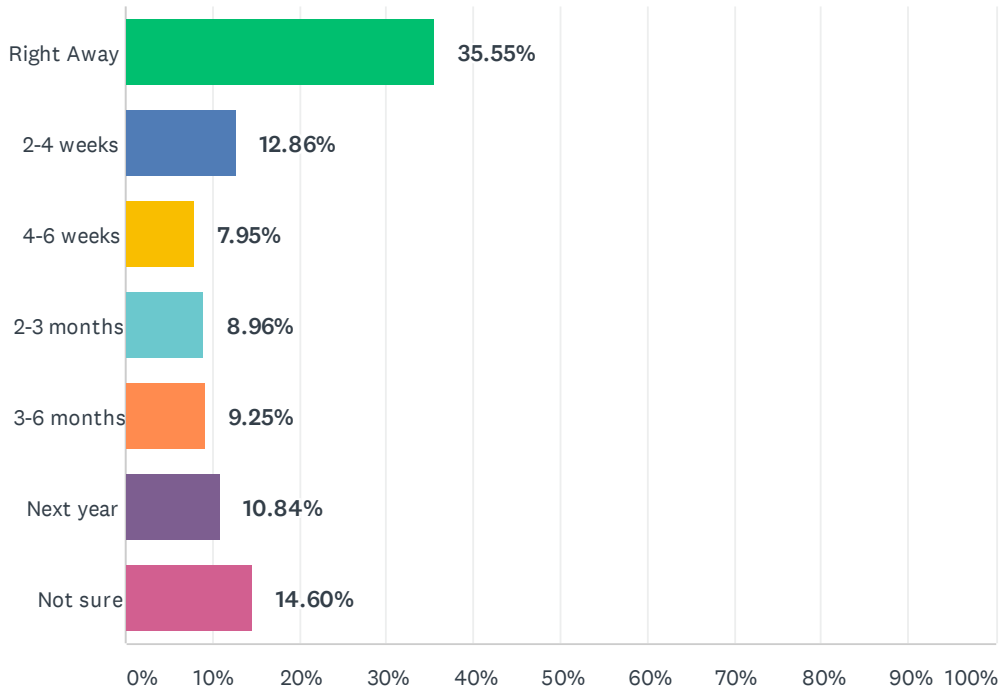
Answered: 693 Skipped: 0



ANSWER CHOICES	RESPONSES	
Right Away	36.80%	255
2-4 weeks	10.97%	76
4-6 weeks	9.96%	69
2-3 months	9.24%	64
3-6 months	10.10%	70
Next Year	8.66%	60
Not sure	14.29%	99
<b>TOTAL</b>		<b>693</b>

### Q4 At what point would you feel comfortable engaging in business or personal services that involve close contact for extended periods of time (haircut/barber, car sales, signing real estate/banking documents in person, etc.)?

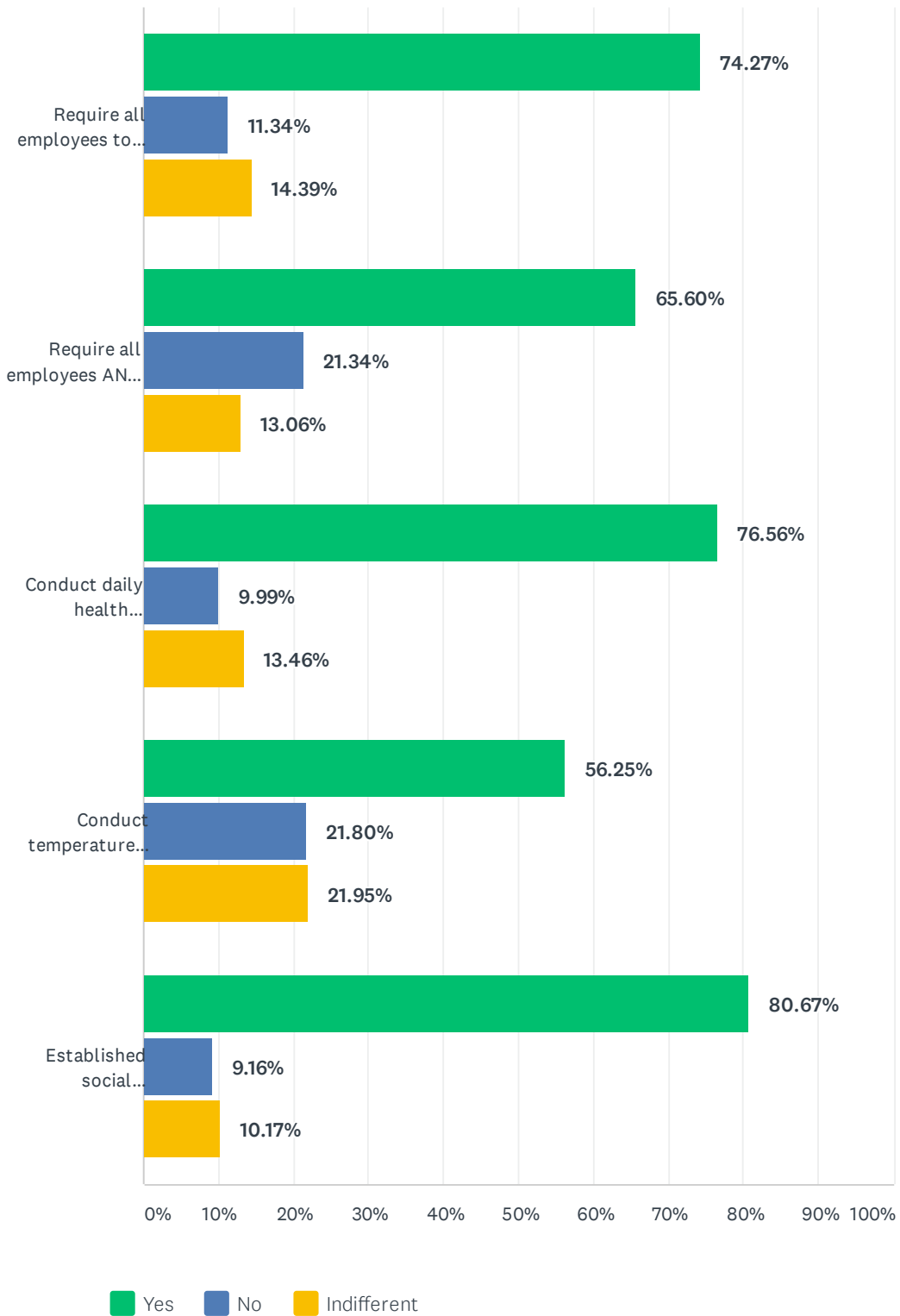
Answered: 692 Skipped: 1



ANSWER CHOICES	RESPONSES	
Right Away	35.55%	246
2-4 weeks	12.86%	89
4-6 weeks	7.95%	55
2-3 months	8.96%	62
3-6 months	9.25%	64
Next year	10.84%	75
Not sure	14.60%	101
<b>TOTAL</b>		<b>692</b>

### Q5 Are you more likely to shop at a local store or dine at a restaurant if they enforce the below health protocols for employees and/or patrons?

Answered: 693 Skipped: 0

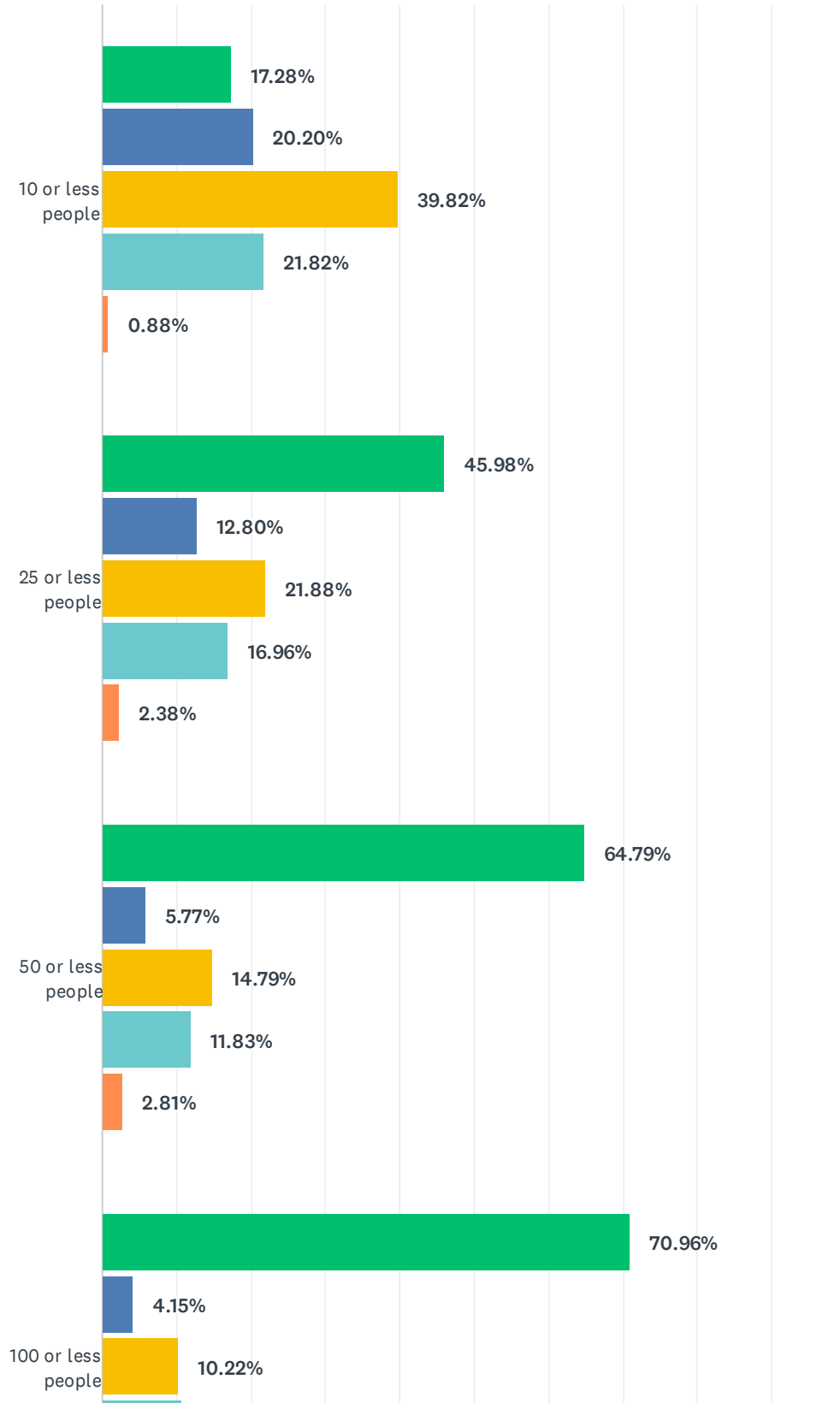


## Seminole County Consumer Confidence

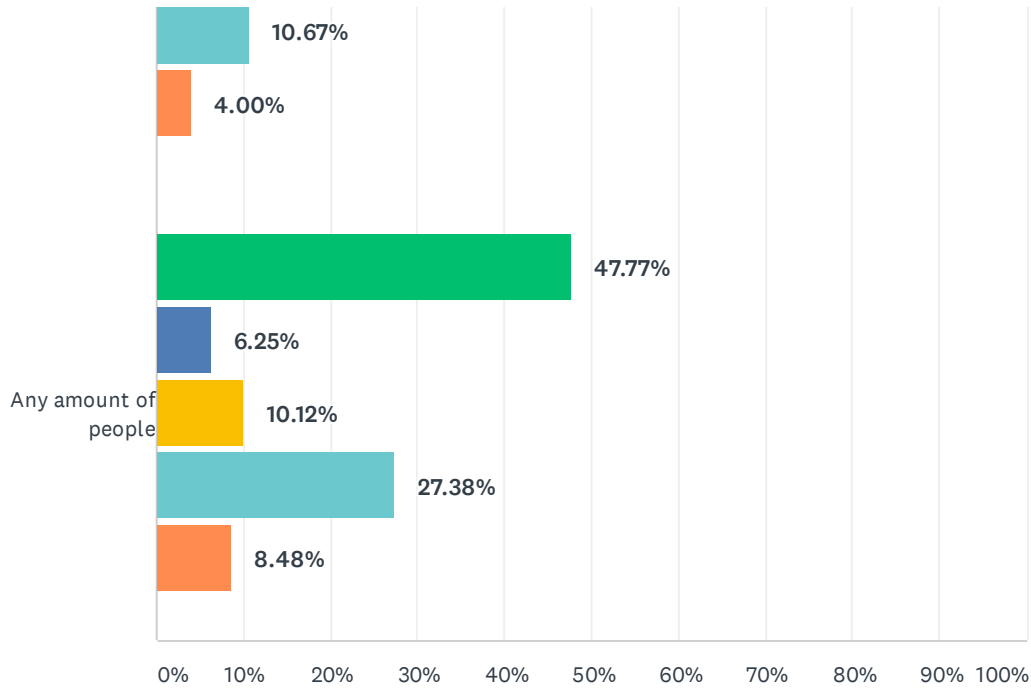
	YES	NO	INDIFFERENT	TOTAL	WEIGHTED AVERAGE
Require all employees to wear masks/face coverings at all times	74.27% 511	11.34% 78	14.39% 99	688	1.40
Require all employees AND patrons to wear masks/face coverings at all times	65.60% 452	21.34% 147	13.06% 90	689	1.47
Conduct daily health screenings of employees, including checking temperature	76.56% 529	9.99% 69	13.46% 93	691	1.37
Conduct temperature checking of patrons entering the business	56.25% 387	21.80% 150	21.95% 151	688	1.66
Established social distancing protocols, limiting number of patrons within the business	80.67% 555	9.16% 63	10.17% 70	688	1.30

### Q6 If all safety and health precautions were taken, what size gathering would you be comfortable attending in the next 2-6 weeks?

Answered: 690 Skipped: 3



## Seminole County Consumer Confidence



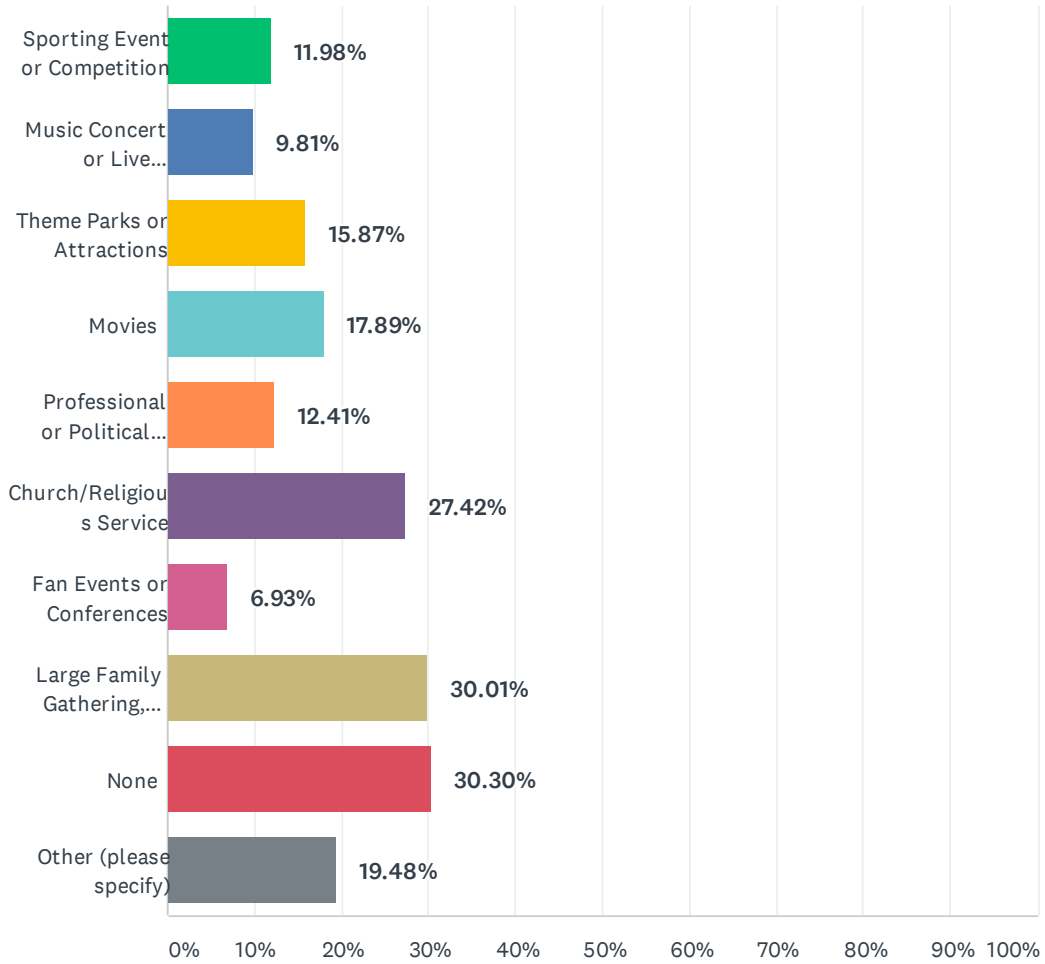
■ Not comfortable attending   
 ■ Somewhat comfortable attending  
■ Comfortable attending   
 ■ Depends on circumstances   
 ■ Not sure

	NOT COMFORTABLE ATTENDING	SOMEWHAT COMFORTABLE ATTENDING	COMFORTABLE ATTENDING	DEPENDS ON CIRCUMSTANCES	NOT SURE	TOTAL	WEIGHTED AVERAGE
10 or less people	17.28% 118	20.20% 138	39.82% 272	21.82% 149	0.88% 6	683	2.69
25 or less people	45.98% 309	12.80% 86	21.88% 147	16.96% 114	2.38% 16	672	2.17
50 or less people	64.79% 438	5.77% 39	14.79% 100	11.83% 80	2.81% 19	676	1.82
100 or less people	70.96% 479	4.15% 28	10.22% 69	10.67% 72	4.00% 27	675	1.73
Any amount of people	47.77% 321	6.25% 42	10.12% 68	27.38% 184	8.48% 57	672	2.43



# Q7 What type(s) of gathering are you most likely to attend in the next 2-6 weeks, provided that all safety/health precautions were taken?

Answered: 693 Skipped: 0

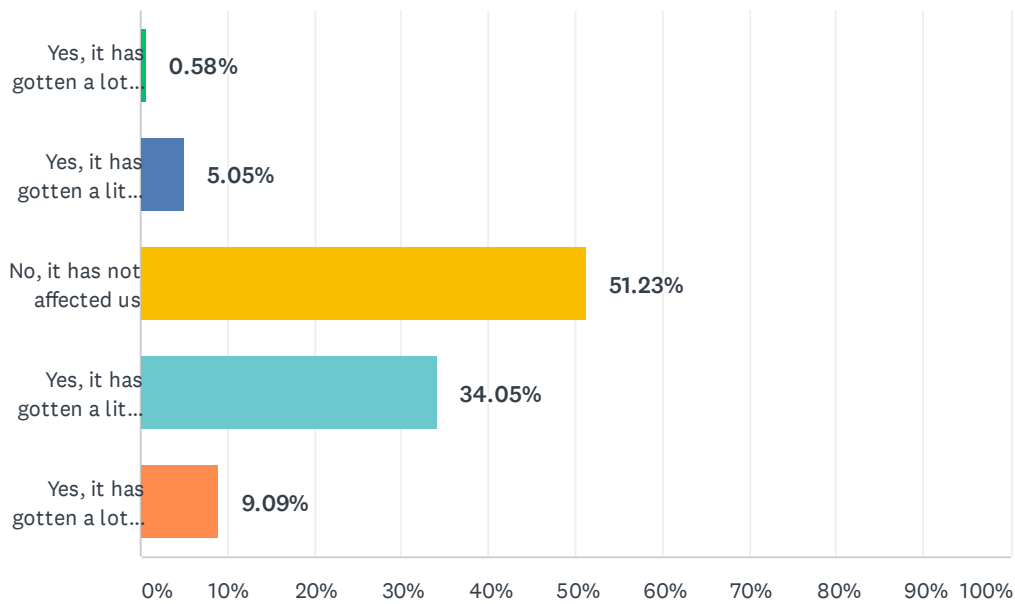


## Seminole County Consumer Confidence

ANSWER CHOICES	RESPONSES	
Sporting Event or Competition	11.98%	83
Music Concert or Live Performance	9.81%	68
Theme Parks or Attractions	15.87%	110
Movies	17.89%	124
Professional or Political Gathering	12.41%	86
Church/Religious Service	27.42%	190
Fan Events or Conferences	6.93%	48
Large Family Gathering, Wedding, or Funeral (More than 10 people)	30.01%	208
None	30.30%	210
Other (please specify)	19.48%	135
Total Respondents: 693		

## Q8 Has COVID-19 affected your family's overall economic situation in Seminole County?

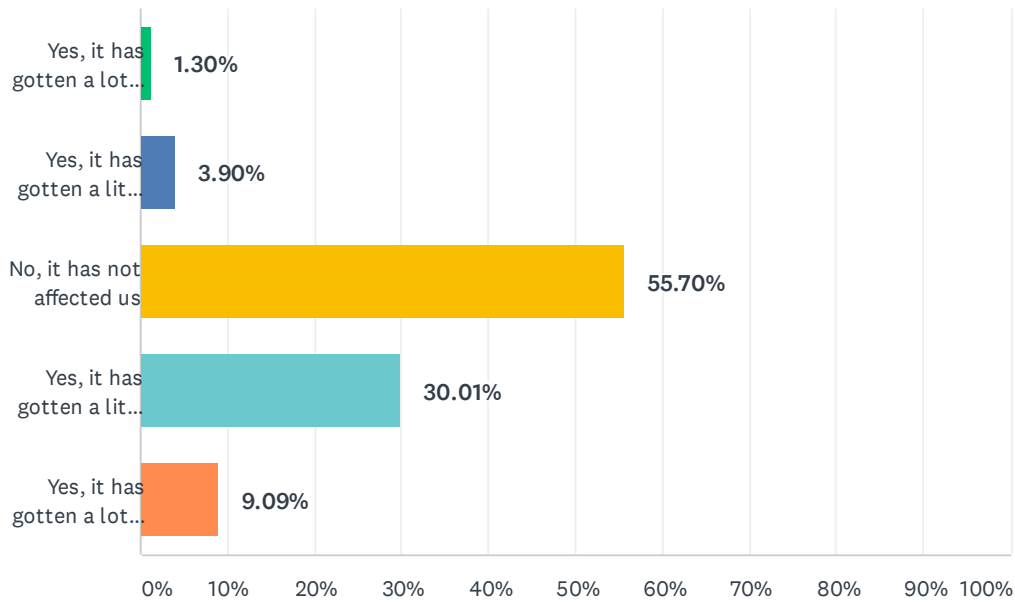
Answered: 693 Skipped: 0



ANSWER CHOICES	RESPONSES	
Yes, it has gotten a lot better	0.58%	4
Yes, it has gotten a little better	5.05%	35
No, it has not affected us	51.23%	355
Yes, it has gotten a little worse	34.05%	236
Yes, it has gotten a lot worse	9.09%	63
<b>TOTAL</b>		<b>693</b>

## Q9 Has COVID-19 affected your family's overall standard of living in Seminole County?

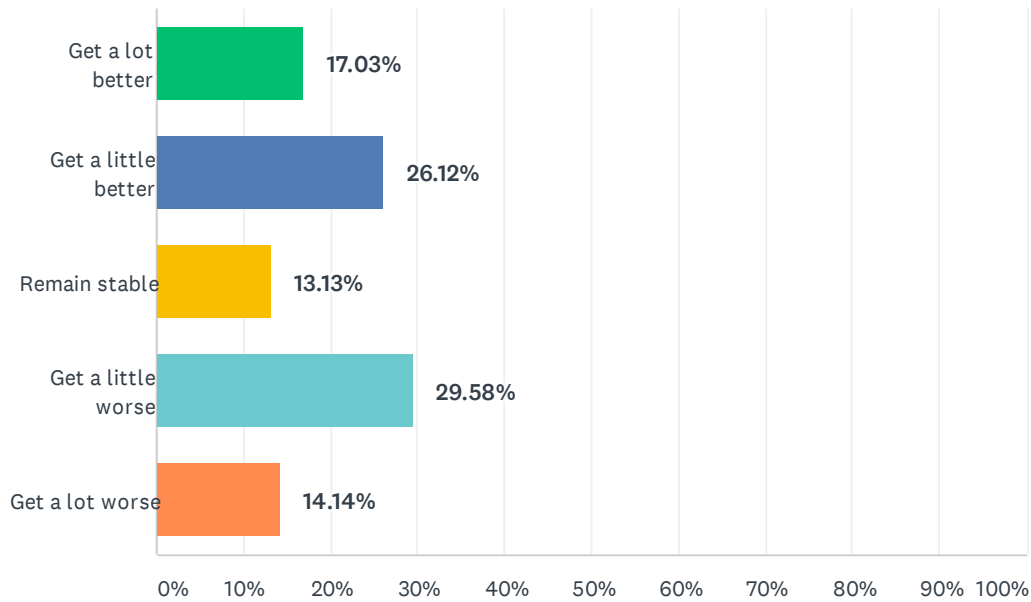
Answered: 693 Skipped: 0



ANSWER CHOICES	RESPONSES	
Yes, it has gotten a lot better	1.30%	9
Yes, it has gotten a little better	3.90%	27
No, it has not affected us	55.70%	386
Yes, it has gotten a little worse	30.01%	208
Yes, it has gotten a lot worse	9.09%	63
<b>TOTAL</b>		<b>693</b>

### Q10 How do you foresee Seminole County’s economic situation evolving over the next twelve (12) months? Do you believe the local economy will:

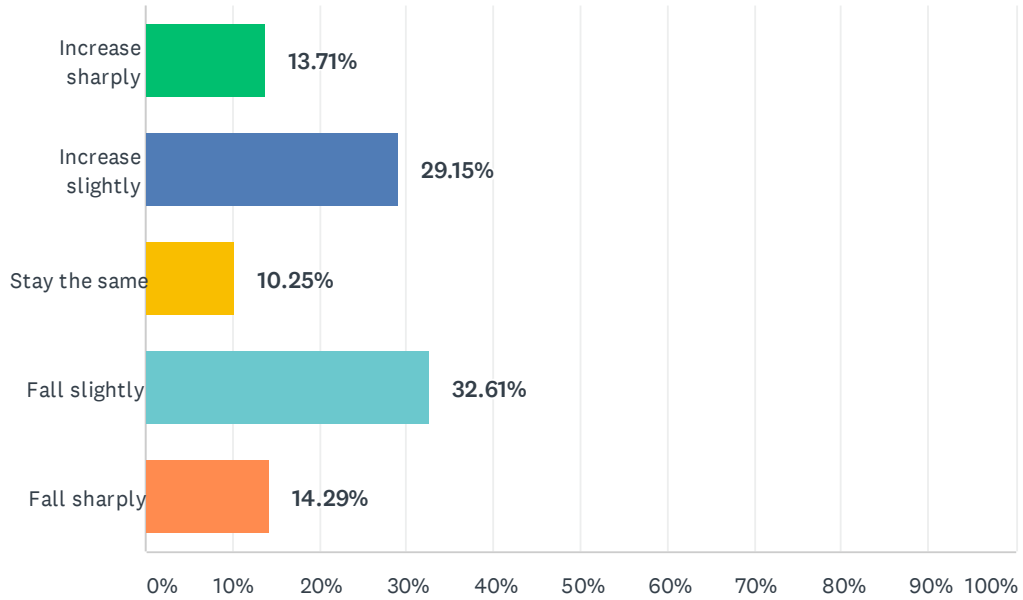
Answered: 693 Skipped: 0



ANSWER CHOICES	RESPONSES	
Get a lot better	17.03%	118
Get a little better	26.12%	181
Remain stable	13.13%	91
Get a little worse	29.58%	205
Get a lot worse	14.14%	98
<b>TOTAL</b>		<b>693</b>

### Q11 How do you foresee employment levels changing in Seminole County over the next six (6) months? Do you believe that current unemployment numbers will:

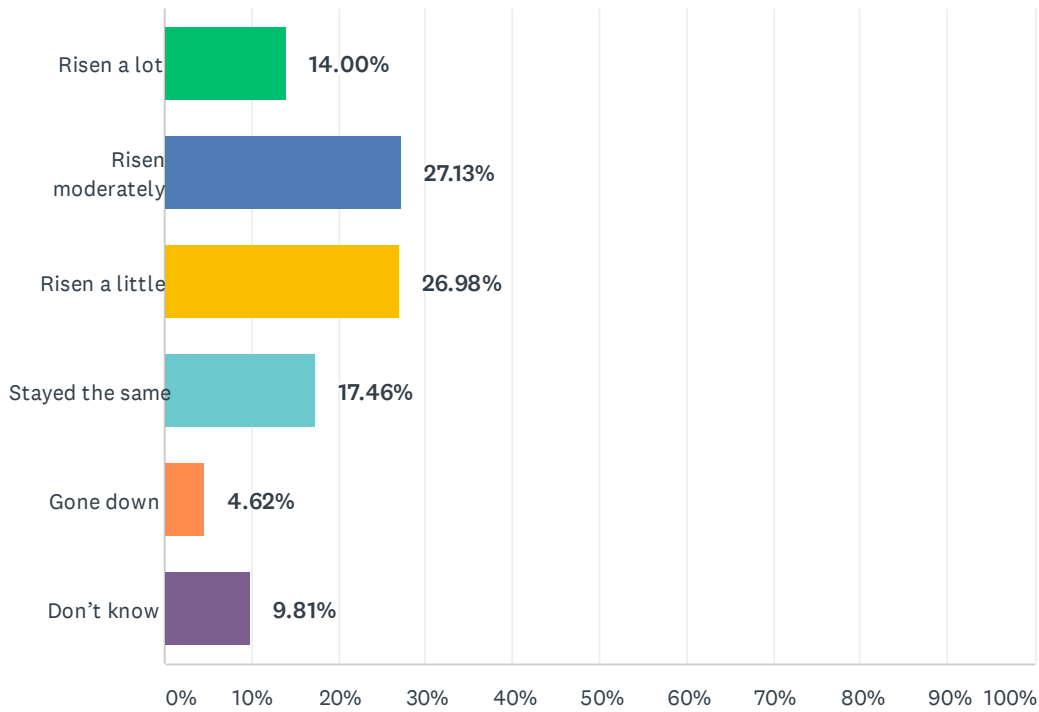
Answered: 693 Skipped: 0



ANSWER CHOICES	RESPONSES	
Increase sharply	13.71%	95
Increase slightly	29.15%	202
Stay the same	10.25%	71
Fall slightly	32.61%	226
Fall sharply	14.29%	99
<b>TOTAL</b>		<b>693</b>

## Q12 Have you noticed any changes in prices for typical weekly purchases (excluding gasoline) during the past two months? Have they...

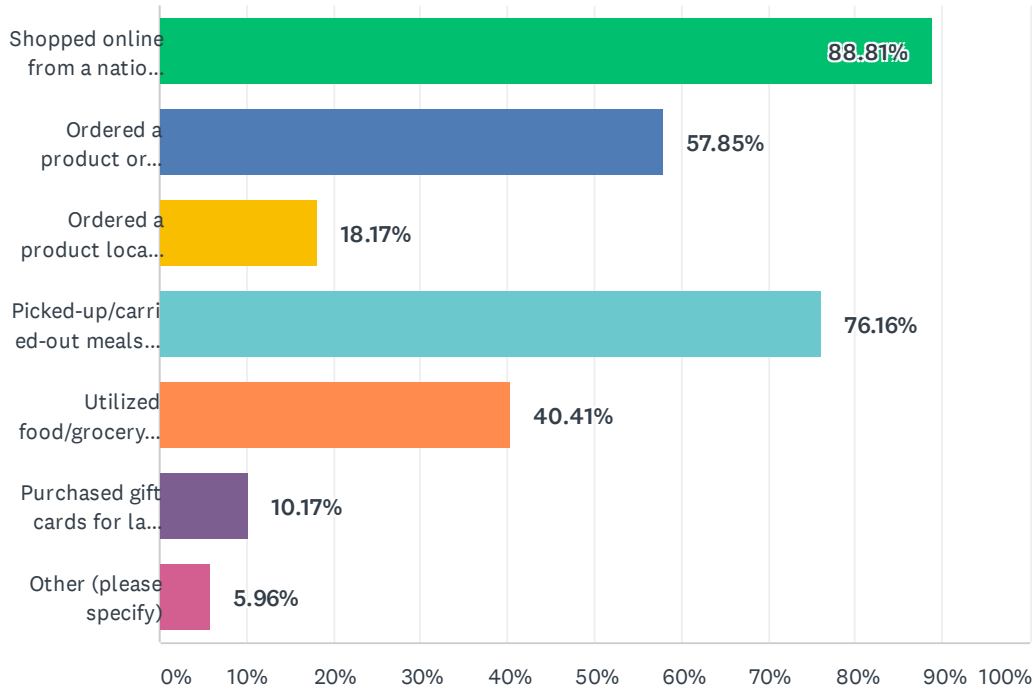
Answered: 693 Skipped: 0



ANSWER CHOICES	RESPONSES	
Risen a lot	14.00%	97
Risen moderately	27.13%	188
Risen a little	26.98%	187
Stayed the same	17.46%	121
Gone down	4.62%	32
Don't know	9.81%	68
<b>TOTAL</b>		<b>693</b>

### Q13 In the absence of being able to visit local businesses/services in person, what alternative ways have you used to engage with businesses? (Please select all that apply)

Answered: 688 Skipped: 5

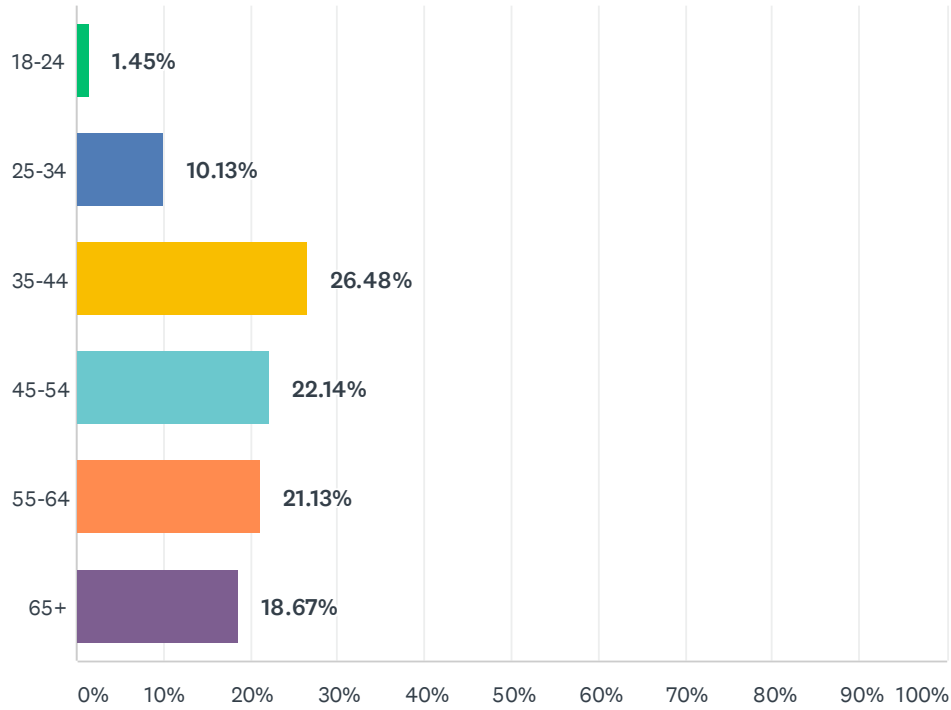


ANSWER CHOICES	RESPONSES	
Shopped online from a national retailer (Amazon, Walmart, Target, etc.)	88.81%	611
Ordered a product or service from a small business for local delivery or pick up	57.85%	398
Ordered a product locally to deliver to a friend/family member as a gift	18.17%	125
Picked-up/carried-out meals from local restaurants	76.16%	524
Utilized food/grocery delivery services (Uber Eats, Doordash, Instacart, Shipt, etc.)	40.41%	278
Purchased gift cards for later use	10.17%	70
Other (please specify)	5.96%	41
Total Respondents: 688		



### Q14 Select your age range

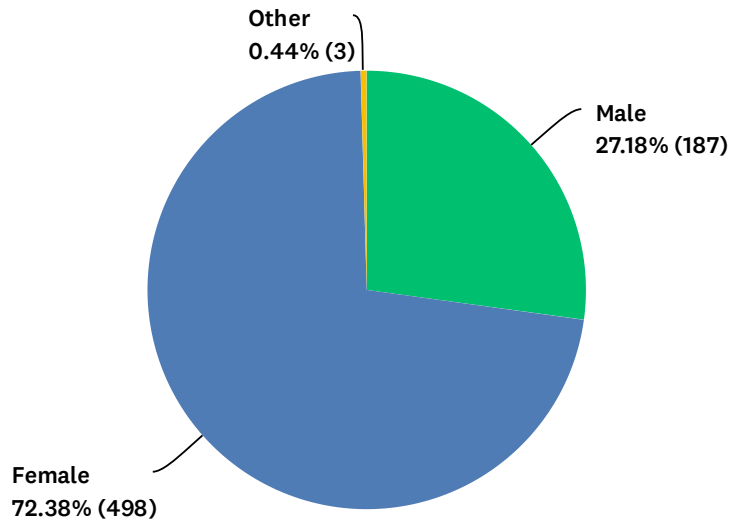
Answered: 691 Skipped: 2



ANSWER CHOICES	RESPONSES	
18-24	1.45%	10
25-34	10.13%	70
35-44	26.48%	183
45-54	22.14%	153
55-64	21.13%	146
65+	18.67%	129
<b>TOTAL</b>		<b>691</b>

## Q15 Select your gender

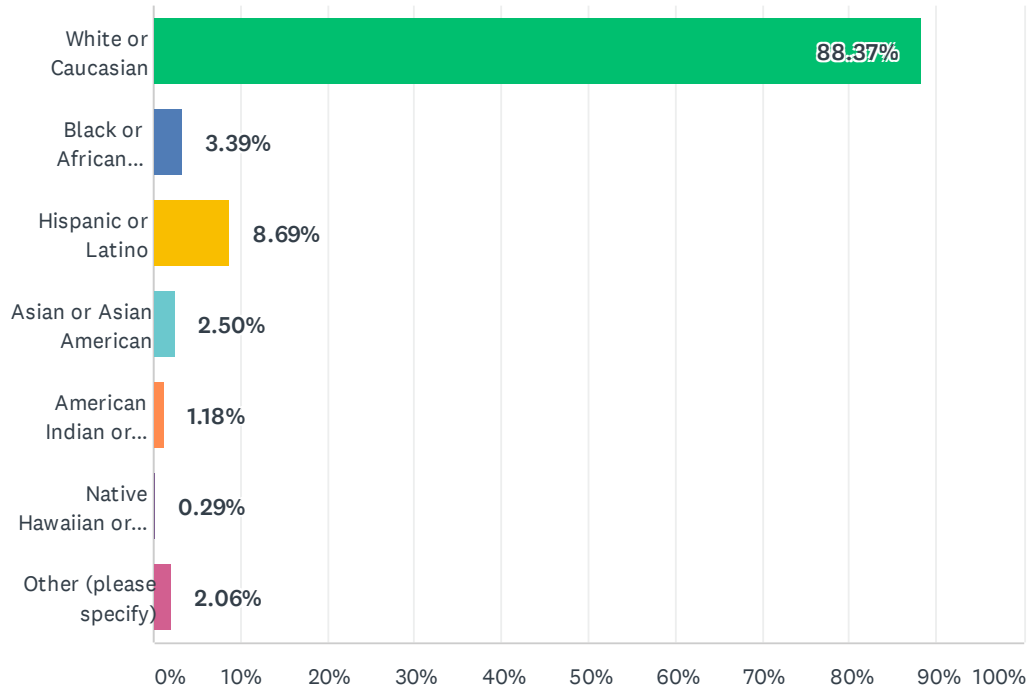
Answered: 688 Skipped: 5



ANSWER CHOICES	RESPONSES	
Male	27.18%	187
Female	72.38%	498
Other	0.44%	3
TOTAL		688

## Q16 Select your ethnicity (select all that apply)

Answered: 679 Skipped: 14



ANSWER CHOICES	RESPONSES	
White or Caucasian	88.37%	600
Black or African American	3.39%	23
Hispanic or Latino	8.69%	59
Asian or Asian American	2.50%	17
American Indian or Alaska Native	1.18%	8
Native Hawaiian or other Pacific Islander	0.29%	2
Other (please specify)	2.06%	14
Total Respondents: 679		

## Q17 What is your Seminole County residence zip code?

Answered: 685 Skipped: 8