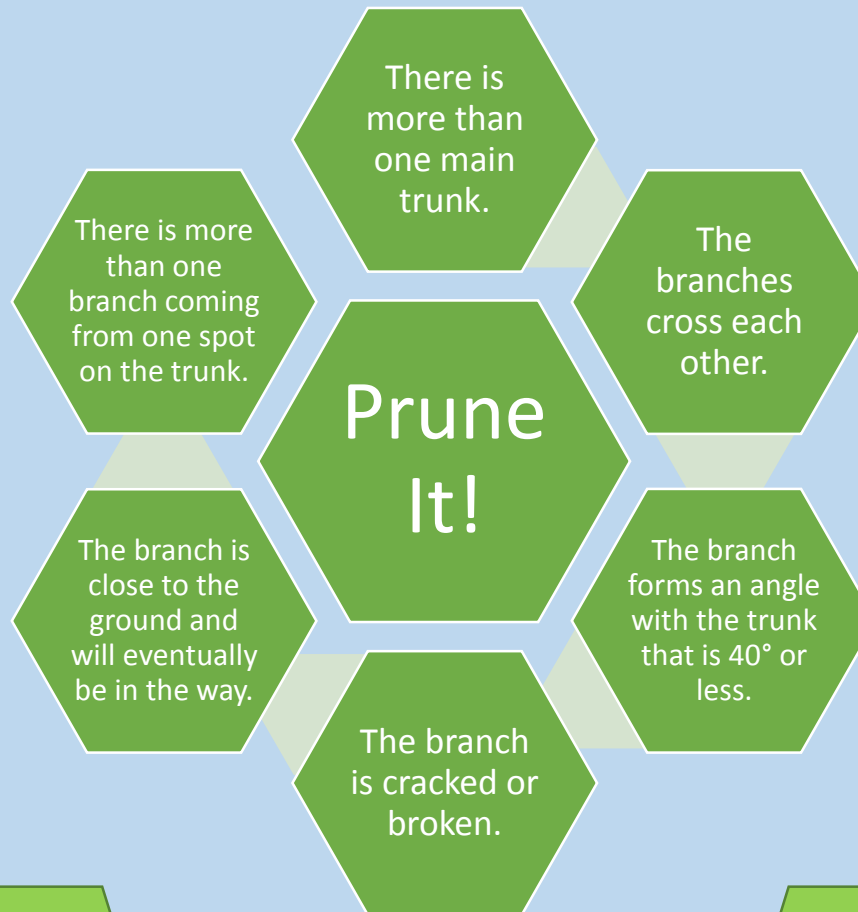


Should You Prune It?

UF | IFAS Extension
UNIVERSITY of FLORIDA

SEMINOLE COUNTY
FLORIDA'S NATURAL GRACE



Trees & Shrubs need to be pruned properly to remain healthy in your landscape.

Prune hedges so that the top is thinner than the bottom for best sun exposure and fullness.

More Information:

Seminole County Master Gardeners: 407-665-5550

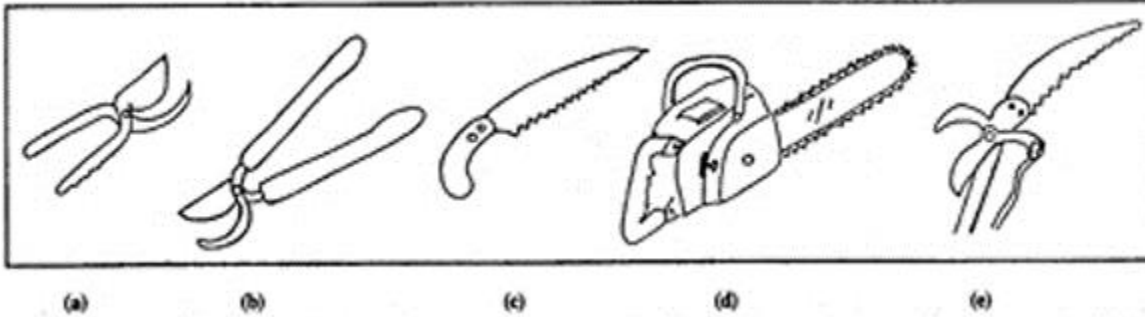
Kaydie McCormick, Residential Hort Agent: k.mccormick@ufl.edu

More Pruning Info: <http://ufdcimages.uflib.ufl.edu/IR/00/00/29/01/00001/MG08700.pdf>



Pruning your tree promotes good, healthy, and sustainable growth which will ensure your tree reaches its full potential and is also more resistant to wind damage.

Promote a single central trunk leader and make sure your branches are at least a 40° angle or more.

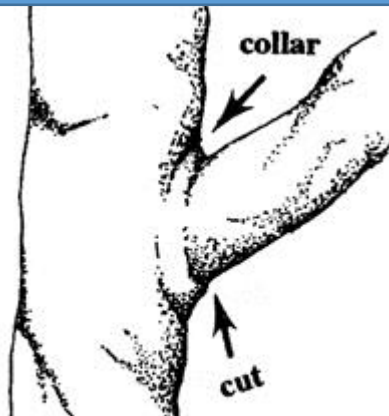
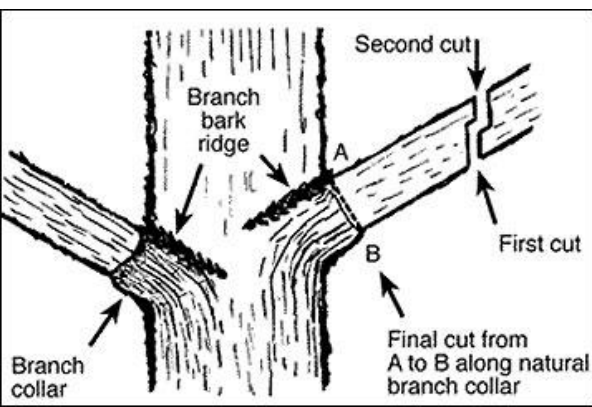
All branches should eventually be spaced equally around the trunk with a foot or more between them.



(a) (b) (c) (d) (e)



Hand shears (a): effective for small twigs and branches. By-pass pruners!
Lopper shears (b): provide more leverage for branches 1 1/2 inches or less in diameter
A pruning saw (c): cuts large, woody limbs 6 inches or less in diameter
A chainsaw (d): makes quick work of limbs greater than 3 inches in diameter but shouldn't be used on small limbs because of its shredding effect
Pole-pruners (e): include a saw and a lopping shear on an extendable shaft for cutting branches several feet off the ground
Safety goggles and hard hat: (especially when pruning branches overhead)
Oil & Alcohol: Keep your tools oiled so they don't bind up, and clean with alcohol after pruning to reduce risk of disease spread and keep your tools from rusting.



Cut branches over one inch in diameter with the three cut system to keep from tearing bark. Wounds heal faster if cut just before the branch collar.

