



# ANNUAL BUDGET

for Seminole County, Florida



Adopted Budget for  
Fiscal Year 2009/2010





## SEMINOLE COUNTY GOVERNMENT

ADOPTED BUDGET - FISCAL YEAR 2009/10

### BOARD OF COUNTY COMMISSIONERS

**Bob Dallari**

Chairman  
District 1

**Michael McLean**

Vice Chairman  
District 2

**Dick Van Der Weide**

District 3

**Carlton Henley**

District 4

**Brenda Carey**

District 5



From left to right: Dick Van Der Weide, Brenda Carey, Carlton Henley, Michael McLean, Bob Dallari

The Board of County Commissioners is the executive branch of County government and individual Commissioners serve as both legislative officers and fiscal representatives of the County. The Board implements policies, adopts the County budget, levies property taxes and other fees, and hires the County Manager and County Attorney.

### APPOINTED OFFICIALS

**Cynthia A. Coto**

County Manager

**Robert A. McMillan**

County Attorney

### CONSTITUTIONAL OFFICERS

**Donald F. Eslinger**

Sheriff

**Ray Valdes**

Tax Collector

**David Johnson**

Property Appraiser

**Maryanne Morse**

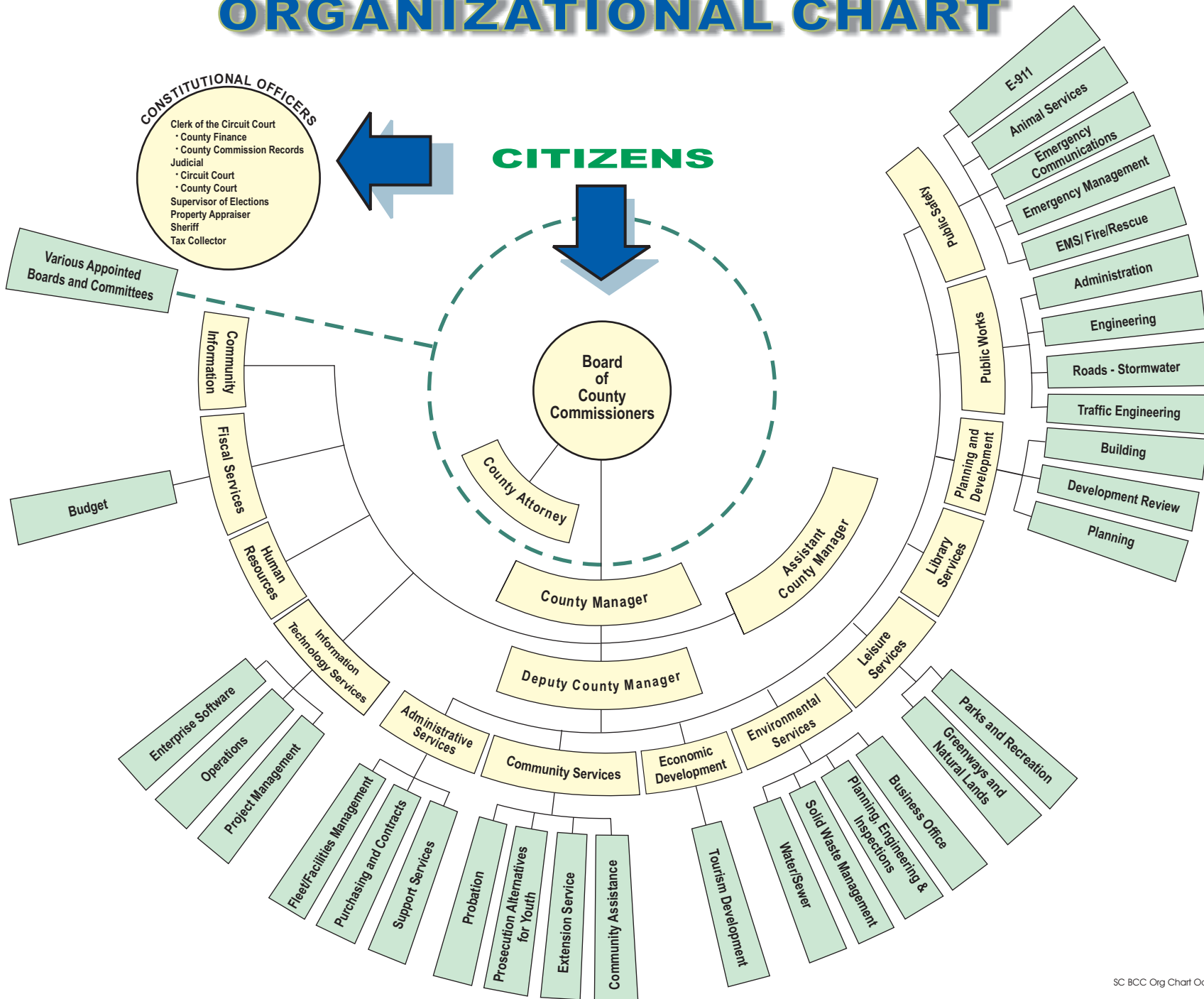
Clerk of Circuit Court

**Mike Ertel**

Supervisor of Elections



# ORGANIZATIONAL CHART





# Budget Preparation Staff

Lisa Spriggs..... Director of Fiscal Services  
Lin Polk ..... Budget Manager  
Betty Newton..... Financial Manager II  
Fred Coulter..... Financial Manager  
Karen Hufman..... Financial Manager  
Angela Singleton..... Financial Manager  
Cecilia Monti..... Financial Manager  
Jennifer Bero ..... Grants Administrator  
Betty Segal..... Senior Budget Analyst  
Timothy Jecks ..... Senior Budget Analyst  
Ryan Switzer..... Senior Budget Analyst  
Ben Crawford ..... Senior Budget Analyst



***The Government Finance Officers Association of the United States and Canada (GFOA) presented a Distinguished Budget Presentation Award to Seminole County, Florida for its biennial budget for the fiscal year beginning October 1, 2007. In order to receive this award, a governmental unit must publish a budget document that meets program criteria as a policy document, as an operations guide, as a financial plan, and as a communications device.***

***This award is valid for a period of one year only. We believe our current budget continues to conform to program requirements.***

TABLE OF CONTENTS



**INTRODUCTION**

Message from the County Manager..... 1  
Seminole County Government Organization..... 7  
Seminole County at a Glance ..... 8  
History of Seminole County ..... 12

**LONG RANGE PLANNING**

Planning Process ..... 15  
Financial Strategy ..... 18  
Forecast: General Revenue Funds ..... 20

**BUDGET OVERVIEW**

Budget Calendar ..... 21  
Budget Process..... 22  
Fiscal Policies ..... 26  
Financial Structure..... 28  
Fund Structure Overview..... 34

**COUNTYWIDE BUDGET**

Budget Highlights..... 35  
Countywide Budget Summary..... 36  
Countywide Millage Summary..... 37  
Five Year Gross Taxable Value Comparison ..... 38  
Residential Home Property Tax Calculation ..... 39  
Countywide Sources of Funds ..... 40  
Countywide Summary of Sources ..... 42  
History of Major Revenue Sources..... 46  
Countywide Uses of Funds..... 54  
Countywide Summary of Uses by Program ..... 57  
Outside Agency Funding ..... 61  
Countywide Transfer Summary..... 64  
Countywide Reserves ..... 65  
History of General Revenue Reserves..... 70

**GENERAL FUND BUDGET**

Summary of Changes..... 71  
Sources of Funds..... 72  
Summary of Sources..... 74  
Uses of Funds ..... 78  
Summary of Uses by Program..... 80  
Funding Per Capita by Object Category ..... 83

**REVENUES AND EXPENDITURES**

Revenue Detail by Fund ..... 85  
Expenditure Summary by Fund/Program ..... 103

TABLE OF CONTENTS



**PERSONAL SERVICES**

Countywide Position Summary ..... 117  
Program Staffing..... 118  
FTE Changes Summary ..... 121  
Position Count Changes..... 122  
New Positions ..... 123  
Eliminated Positions Summary..... 124  
Eliminated Positions Detail ..... 126  
Growth of County Population to Growth of BCC Employees ..... 132

**INTERNAL SERVICE CHARGES**

Internal Service Charges Overview ..... 133  
Internal Service Charges by Type (Department) ..... 139  
Internal Service Charges by Type (Fund)..... 140

**CAPITAL EQUIPMENT**

Capital Equipment Summary ..... 141  
Fleet Equipment by Fund..... 142  
Other Capital Equipment by Fund ..... 143  
Fleet Equipment by Department ..... 144  
Other Capital Equipment by Department ..... 145

**CAPITAL PROJECTS**

Project Summary ..... 147  
Project Listing by Department..... 151  
Project Listing by Fund ..... 157

**DEBT MANAGEMENT**

Summary of Outstanding Bonded Debt by Pledged Revenue..... 165  
Bonded Debt Overview ..... 166  
Summary of Bonded Debt Outstanding..... 170  
County Comparison of Debt Per Capita ..... 171  
Assigned Underlying Ratings ..... 172

**BUDGET COMPARISON BY FUND**

Budget Comparison By Fund ..... 173



TABLE OF CONTENTS



**DEPARTMENT SECTIONS**

ADMINISTRATION .....259  
ADMINISTRATIVE SERVICES .....269  
COMMUNITY SERVICES.....293  
COURT SUPPORT .....347  
ECONOMIC DEVELOPMENT .....361  
ENVIRONMENTAL SERVICES .....369  
FISCAL SERVICES.....395  
HUMAN RESOURCES .....413  
INFORMATION TECHNOLOGY SERVICES.....423  
LEISURE SERVICES.....437  
LIBRARY SERVICES.....455  
PLANNING & DEVELOPMENT .....483  
PUBLIC SAFETY .....503  
PUBLIC WORKS.....527  
CENTRAL ACCOUNTS.....549  
CONSTITUTIONAL OFFICERS .....553

**GLOSSARY**

Glossary .....555





October 1, 2009

To the Honorable Board of County Commissioners of Seminole County:

For the past three years the fiscal realities of economic conditions coupled with the implications of property tax reform have been both the focus and the challenge. With no expectation of strong revenue growth within the next five years, employing strategies to balance the budget for fiscal stabilization was paramount.

*The responsibility before us is to right size the organization by balancing operating revenue streams with operating expenditures, while providing a consistent level of prioritized services to our community.*

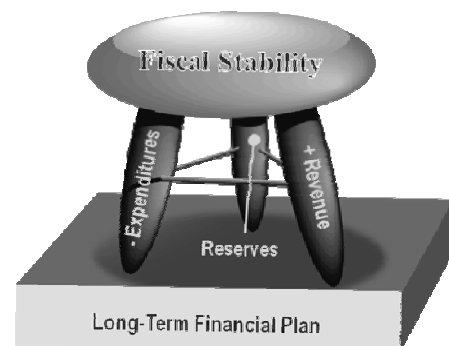
To achieve long-term operational sustainability, focus has been placed on defining the level of public service delivery critical to the community's well-being, while protecting the public from future volatility in local taxes and fees.

In the midst of the "perfect storm" at the national, state and local levels; the magnitude of the challenge before us has been without precedence in local government service. The impacts of the economic recession and tax reform have permanently shaped all future budgets. An acceptable, though temporary measure, is the use of reserves to offset a portion of the operational deficit that through remedial measures will be recoverable in future years. Conversely, the remaining portion of the deficit must be filled with sustainable operational resources (i.e. recurring revenue or reduced recurring expenditures). These decisions are not easily made.

With the ultimate goal of operational sustainability in mind, the County's Long-term Financial Plan must provide strategies to achieve and maintain financial balance; identifying how the County will provide a consistent level of public services. Then a strategic focus of continual efficiency must be employed to assist in maintaining financial balance. In order to be effectual in the long-term, achieving financial balance through reduction of operating expenditures alone would require dramatic changes to programs and services potentially jeopardizing our community's quality of life as well as its economic strength.

### **Strategy for Future Fiscal Stability**

The financial strategy employed to achieve financial stability was to utilize a combination of available options. The approach provides for rebalancing operations through a blend of expenditure reductions, revenue stabilization and reserve offset. An approach analogous to that of a "three legged stool" as adequate, supportable portions of all three legs are required to ensure the stool maintains its balance, otherwise stability is compromised.



The financial strategies employed are as follows:

**1) Expenditure Reductions:**

- **Service Level Reductions** - The County has continued to implement service level reductions through review and evaluation of all of our services and delivery methodology. Reductions were made primarily in services that have experienced a decline in demand and those that are administrative or discretionary in nature. Reductions consist of reduced service levels and identified efficiency measures, inclusive of a 23% reduction in the non-public safety work-force that eliminated 231 full-time equivalent positions over the past two years.
- **Operational Efficiencies** - With significant revenue declines in our major operating funds that provide for essential programs, the implications on our community and our ability to retain basic service levels will continue to challenge us to be more efficient in our approach to service delivery. Emphasis will continue to be placed on identifying expenditure strategies that will reduce operating costs into the future. We will continue to review cost savings opportunities such as health insurance coverage options, contracted services, and partnering at the local, regional and state level for the common benefit of our community.


**2) Revenue Stabilization:**

- **Millage Rate** – After careful evaluation of the decline in property valuation experienced for 2008 and the continued decline in 2009, a County-wide millage rate of 4.9000 was levied for 2009. The rate is a 0.3847 mill increase over the 2008 rate of 4.5153 mills. The rate provides for structural balance of the budget, diminishing the need to increase the rate over the remainder of the five year forecast period. At this rate, the homesteaded single-family residential property owner who has owned the home for a number of years (purchased before or toward the beginning of the market bubble) will pay an estimated \$58 more in taxes than paid last year. This is a result of the decline in property valuation (market correction) in which the homeowner who was protected by a 3% capped increase under “Save Our Homes” during the market bubble will likely not see a decline in taxable valuation because the property was never taxed on the market valuation. Newly purchased homesteads (mid to later part of the market bubble) and non-homesteaded properties did not receive the SOH differential (tax credit) enjoyed by their like neighbors and have paid taxes based on a valuation that approximated market value and therefore will pay approximately the same taxes as last year or will experience a reduction in taxes. Overall the taxes paid by like residents will become more equitable because of the market correction, which has the effect of shrinking the SOH differential.

### 3) Reserves Offset:

- **Economic Stabilization** - As a proactive measure that began with the adoption of the fiscal year 2007/08 budget, the County continues to employ a financial strategy of building its reserves to provide for economic stabilization. The intention is to utilize the reserve to offset a portion of the operational deficit to achieve financial balance, minimizing the effects on service delivery and tax burden to the public. The approach utilizes the economic stabilization reserve throughout the five-year forecast period, allowing time for moderate recovery of revenue streams and for additional operational efficiency strategies to be implemented further reducing costs.
- **Emergency** - Recognizing that the maintenance of adequate reserve levels mitigates current and future financial risks, a crucial component of the County's overall financial management strategy continues to be the Board's Fund Balance Policy. The policy established a target range for unreserved/undesignated fund balance of 5-10% to be maintained for tax supported County operating funds. This minimum level of reserves (about one month's operating expenditures) is required to provide a financial "cushion" against the potential shock of unanticipated circumstances and events. The approach focuses on maintaining this minimum level of reserves throughout the five-year forecast period, fulfilling the County's fiduciary responsibility of providing funds for catastrophic events.

Throughout the budget development process careful consideration was made to ensure the quality of life that our residents and businesses expect is maintained through delivery of an acceptable service level, at a supportable tax burden. As continued focus is placed on the need to right-size the organization supported by a stable level of taxation over the five-year forecast period, formulation of a long-term financial plan offers citizens a clear assessment of the County's financial position and a consistent message regarding service level goals and financial strategies.



The adopted budget was developed with the financial strategies employed to achieve operational balance between recurring revenues and expenditures. Implicit in the approach is that reserves will be used to offset operating deficits as an interim measure, with the understanding that full correction has not been achieved and will require consistent monitoring and focus. The ultimate goal is to achieve full structural balance and insure long-term fiscal sustainability.

## ***Future Fiscal Sustainability***

While the County continues to maintain a strong financial position overall, planning today is essential to ensure provision of a consistent level of public services critical to the community's well-being, protection to the public from volatility in local taxes and fees, and future fiscal sustainability.

### Decline in Major Revenue Sources

The financial challenge faced by local government is largely a consequence of falling real estate values and previous dependence on diminished new construction. This has had a direct impact on property tax revenue of which general government services are heavily reliant. Florida has been at risk with sharply rising property values that escalated to unsustainable market levels, which declined rapidly in the last year. Adding to the challenge is the decline in other major revenue sources as a result of depressed consumer spending, while many services have experienced higher service demands as a result of these same economic conditions.

While the economy and the real estate market have driven the current fiscal challenges, recent actions initiated by the Florida Legislature have made Florida local governments more susceptible to the recession through property tax reform legislation.

Over a three-four year period the county has experienced a significant decline in its discretionary revenues used to fund general revenue services:

- **Property tax revenue** has declined as a result of the implementation by the state of tax reform legislation in 2007 under House Bill 1B (HB1B) and a reduction in property valuation based on economic conditions.

In 2008 the County experienced a net reduction in the tax roll valuation as a result of the impact of Amendment 1. Passed by Florida voters into law on January 29, 2008, Amendment 1 provides:

- Modified homestead exemption of an additional \$25,000
- portability of "save-our-homes" differential up to \$500,000
- tangible personal property exemption of \$25,000
- non-homesteaded property assessment cap of 10%

The amendment provides for exemption of countywide taxes of \$13.7 million in addition to the \$11.8 million granted under the original \$25,000 homestead exemption.

In 2009, the County has again experienced a net reduction in taxes because of the decline in property valuation as a result of the economic recession. This trend is anticipated to continue into 2010 as the real estate market continues to adjust itself to a new level of norm which may not be completed until 2011.

The following chart shows the change in taxable valuation from the 2008 tax roll to the 2009 tax roll for all county dependent districts:

2009 Taxable Valuation	Countywide	Fire/Rescue District	Roads District
Reappraisals	-12.26%	-12.64%	-12.06%
New Construction	1.16%	1.10%	1.38%
Net Change in Tax Roll	-11.10%	-11.54%	-10.68%

- **Sales Tax revenue** has sharply declined with collections equaling those realized 10 years ago in fiscal year 1998/99.
- **Gas Tax revenue** has declined with collections equal to fiscal year 2003/04.
- **Utility Tax collections** have dropped as a result of adjustments being made by the State to telecommunication tax revenue distributions.

Together these four sources of revenue represent 88% of the County’s total general operating revenue. It is probable that revenue growth in future fiscal years, if any, will be extremely moderate. Economists’ estimates portray future challenges as well, making it imperative that current decisions be overwhelmingly sustainable for the foreseeable future.

The following summarizes the origin of the decline in general revenue:

<b>Revenue Impact over the last 3-4 Years (In Millions)</b>	
Property Taxes – Valuation Decline	\$16.5
Sales Taxes (State Shared)	11.5
Gas Taxes (State Shared and Local )	1.8
Other Fees and Sources of General Revenue	8.1
<b>Economic Decline (13% Impact)</b>	<b>37.9</b>
<b>Property Tax Reform (12% Impact)</b>	<b>32.1</b>
<b>General Operating Revenue Impact (25%)</b>	<b>\$70.0</b>

## Millage Rates

The chart below reflects the millage rates by type for each rate levied by Seminole County Government:

<b>Millage Rates Levied by Board of County commissioners</b>	<b>Adopted Rate</b>	<b>Rolled-back Rate</b>	<b>HB1B Rate</b>
<b>General Countywide</b>	<b>4.9000</b>	<b>5.1181</b>	<b>5.2461</b>
<b>Fire/Rescue District</b>	<b>2.3299</b>	<b>2.6629</b>	<b>2.7985</b>
<b>Unincorporated Roads</b>	<b>0.1107</b>	<b>0.1256</b>	<b>0.1287</b>
<b>Voted Debt (Lands/Trails)</b>	<b>0.1451</b>	<b>N/A</b>	<b>N/A</b>

Adopted Rate – The millage rate levied on the 2009 tax role to support the fiscal year 2009/10 budget.

Rolled-back Rate – The 1980 “Truth in Millage” (TRIM) act was designed to ensure taxpayer awareness of proposed millage increases. The rolled-back rate is the rate which provides the same property tax revenue for each taxing authority as was levied during the previous year (exclusive of new construction). Any rate over the rolled-back rate is considered a tax increase and must be noticed and announced as such.

HB1B Rate – In accordance with HB1B the rate is the maximum millage rate that may be levied by majority vote of the governing body. The rate is determined by adjusting the rolled-back rate for the percentage change in per capita Florida personal income.

## **Conclusion**

Addressing the opportunities before us requires a concentrated approach that focuses on establishing a revised set of policies and priorities under which to operate. This year has again been a major milestone in our effort to ensure future fiscal sustainability through continued direction of a budget process that focuses on service delivery and formalization of our strategic business plan.

I want to commend the Board for the proactive approach taken over the last three years to reduce our expenses, stabilize our revenue, and increase our reserves as a responsible means to protect the quality of life in Seminole County.

*Sincerely,*

*Cynthia A. Coto*

*County Manager*





# SEMINOLE COUNTY GOVERNMENT

## SEMINOLE COUNTY GOVERNMENT ORGANIZATION

The 1868 Florida Constitution established the structure of County government. One hundred years later, the 1968 Revision of the Florida Constitution made virtually no change to that structure. The Constitution provided for a Board of County Commissioners whose primary responsibility was to provide roads and levy the necessary taxes to fund County government.

Although most county governments in Florida today have the same structure described in the 1868 Constitution, the mission of County government has changed dramatically in the ensuing century. Where once the primary responsibility of County government was to provide roads, fire protection services, and fund law enforcement, it must now deal with issues such as comprehensive planning, environmental protection, library expansion, natural lands preservation, parks and recreation improvements, impact fees, water and sewer utilities, bond issues, solid waste management, computerization and management of information systems.

The Florida Constitution provides for “home rule” county charter government when approved by the voters by referendum. Under the “home rule” charter, the organization and authority of county government is decided by the local citizens rather than being dependent on the Florida Legislature. The voters decide by local referendum what County government organization will be most responsive to their needs. Charter government enables the County to adopt laws without the need for prior authorization by the Legislature in Tallahassee. Seminole County voters approved a charter form of county government effective November 8, 1988.

The charter provides for enhanced citizen participation and control of the governmental process through petition and referendum amendments to the “home rule” constitution, the repeal or initiation of new ordinances, and recall of County officials. A County Manager appointed by the Board of County Commissioners as the Chief Executive Officer of the County, assures the faithful execution of all ordinances, resolutions and orders of the Board of County Commissioners, and all laws of the State which are subject to enforcement by the County Manager, or by officers who are subject under the charter to the Manager’s direction and supervision. In addition, the County Manager is directly responsible for the administration and operation of all of the departments under the Board, and or execution of all Board policies. The administrative departments, under the direction of the County Manager, provide the many services of the County. An administrative code detailing all of the County’s regulations, policies and procedures in a single document is also a requirement of the charter.

The County is served by a Board of Commissioners, with five members, each representing one of the County’s five districts. Elected by the County at large, each serves a four-year term and the terms are staggered. Other elected County offices are: Clerk of the Circuit Court, Supervisor of Elections, Property Appraiser, Tax Collector, Sheriff, six County Court Judges and ten Circuit Court Judges.

By law, the Board must establish boundaries of the five districts within the County at least every ten years – after the official United States Census has been completed. However, the Board, at its discretion, may redraw the boundaries following state and federal requirements at any time it determines inequities exist. The intent is to make the districts as equal in population as possible.

Annually, the Board elects one of their members as Chairman. The Chairman presides over all meetings, signs all legal documents, and appoints Commissioners to various committees. The Chairman is the official representative of the Board and retains a vote on all items and issues.

# SEMINOLE COUNTY GOVERNMENT

## SEMINOLE COUNTY AT A GLANCE



### HOUSING

Although Seminole County is one of the fastest growing areas in the State of Florida, the County has been able to retain its residential community characteristics. Traditional estate homes on oversized lots, contemporary subdivision and patio homes, and multi-family condominium and apartment complexes provide much of the housing in Seminole County. Most of the developments are strategically located close to shopping, churches, schools and parks. Numerous lakes and waterways offer a wide variety of additional recreational and aesthetic amenities.

### EDUCATION

Seminole County School System has 58 schools to provide educational services to 65,299 students. The school system has 37 elementary schools, 12 middle schools, 9 high schools, 2 charter schools,

Seminole County Schools are renowned for excellence. Money Magazine's list of the top 100 school districts ranked Seminole County among the nation's highest quality education systems. For the past 31 years, SAT scores in Seminole County have consistently exceeded state and national averages. Seminole County Public Schools have been selected for the American School Board Journal's Magna Award. The award recognizes districts across the country for outstanding programs that advance student learning and encourage community involvement in schools. Newsweek Magazine recognized Seminole County Public Schools in the top 5% for National Tests (SAT and ACT). Seminole County Public Schools had also earned a District Grade of A in 2009 (They have received an A every year since 1999).

Higher education opportunities are available within the county at Seminole State College, a fully accredited state supported co-educational college. In addition to an Associate of Arts Degree, Seminole State College began offering its first baccalaureate degree, a Bachelor of Applied Science in Interior Design, in January 2009. Other baccalaureate programs also are being explored.

The University of Central Florida (UCF), located in Orange County, is approximately five miles from the Seminole County line. UCF offers more than 86 baccalaureate degree programs, 84 masters programs, 3 specialist programs, and 29 doctoral programs. In addition, Stetson University in Deland, and Rollins College in Winter Park, provide private college education.

Student Achievement	2005-06	2006-07	2007-08	2008-09
District Grade	A	A	A	A
FCAT Reading	6 <sup>th</sup>	3 <sup>rd</sup>	4 <sup>th</sup> *	3 <sup>rd</sup>
FCAT Math	5 <sup>th</sup>	2 <sup>nd</sup>	3 <sup>rd</sup> *	4 <sup>th</sup>
FCAT Writing	5 <sup>th</sup>	4 <sup>th</sup> *	2 <sup>nd</sup>	4 <sup>th</sup> *
FCAT Science	NA	7 <sup>th</sup>	6 <sup>th</sup>	4 <sup>th</sup>
AP/IB Tests	9873	10076	9978	10299
SAT Score	1041	1034	1043	1039
Graduation Rate	81.3%	83.4%	86.7%	91.1%

District Grade - state accountability grade for school district.

FCAT Scores - state ranking of mean scale score for each subject tested. \*(tied)

AP/IB Tests - total number of AP and IB exams taken in the district.

SAT Score - average score for previous year's graduating seniors who took the test.

Graduation Rate - percent of previous year's students meeting the state criteria for a high school graduate.

# SEMINOLE COUNTY GOVERNMENT

## SEMINOLE COUNTY AT A GLANCE



### MEDICAL FACILITIES

Medical facilities are provided by Florida Hospital/Altamonte located in Altamonte Springs, which is part of the Seventh Day Adventist Sunbelt Health System affiliated with Florida Hospital located in Orlando; the South Seminole Hospital located in Longwood; and the Central Florida Regional Hospital located in Sanford. As a result of the easy commute between the County and the cities of Orlando and Daytona Beach, numerous additional hospital facilities offering high degrees of specialization are also available within the metro area. Additionally, the Seminole County Health Department offers a multitude of medical services to the citizens of Seminole County.

### MEDIA SERVICES

Seminole County is serviced by one daily newspaper, The Orlando Sentinel, and by the Seminole Herald, Oviedo Voice, Seminole Chronicle, Orlando Business Journal and other magazines. The area is served by 22 AM and 23 FM radio stations as well as 10 area television stations including public broadcasting, 24-hour cable news and Hispanic language stations.

### TRANSPORTATION

Interstate 4 provides the main North/South corridor through Seminole County. It connects to Interstate 95 in adjoining Volusia County and is a direct route to the downtown Orlando area, Orange County and Florida's turnpike to the south. Highway 417 (Seminoleway) is the beltway around Orlando. The eastern and southern part of this road connects the City of Sanford, the Orlando International Airport and Disney World. Highways 17 and 92 running from north to south through the County also provide important transportation links to other areas of Florida. State Highway 46 provides a major east to west link between the City of Sanford and the east coast of Florida and connects to Highway 441.



Domestic, international, charter passenger service and worldwide air freight services are easily accessible and are provided by Orlando/Sanford Airport in Sanford, Orlando Executive Airport in Orlando, and the Deland Municipal Airport in Volusia County.

The County also has bus, rail and trucking transportation services. Bus service is provided within the regional metro area by the Central Florida Regional Transportation Authority, which regularly connects Sanford and all other developed areas of south Seminole County with the City of Orlando. Greyhound Bus Lines also provides regularly scheduled service between Sanford and other destinations in Florida and the United States. CSX Transportation, Inc. provides rail service for freight delivery and Amtrak maintains a passenger depot and the terminus of Auto Train within the City of Sanford.

# SEMINOLE COUNTY GOVERNMENT

## SEMINOLE COUNTY AT A GLANCE

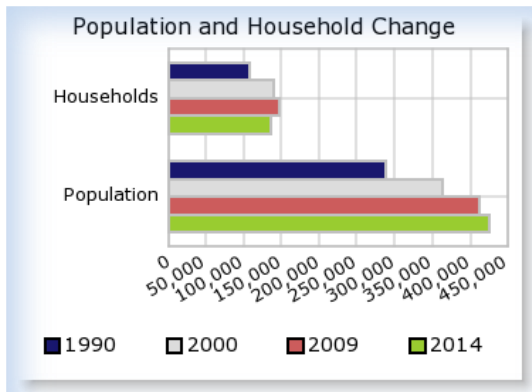


### PUBLIC SERVICES

The County provides a wide range of services including law enforcement, judicial services, fire protection, conservation and resource management, five County branch libraries, health and welfare facilities, historical museums, employment opportunity and development, parks and recreation facilities, economic development and tourism promotion, planning and zoning, transportation, and general administrative services.

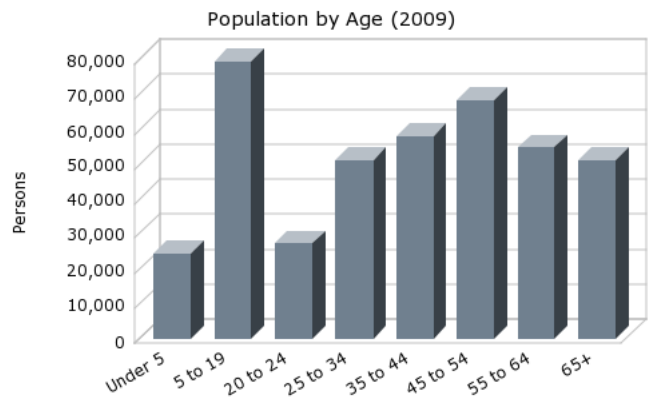
### AVERAGE HOUSEHOLD SIZE

In 2009, the estimate of total households in Seminole County was 147,618. Twenty Six percent of the households are inhabited by two people, which is the most common demographic. The County's households are projected to decrease to 136,852 in 2014, representing a decrease of 7.3%. At this point, the future trend is expected to continue downward through 2020, though at a slower pace. The decrease in household size can be attributed to increasing average age, decreasing family size and increasing numbers of one and two person households. As average household size decreases, the number of dwelling units needed to accommodate a projected level of population increases, as does the need for more multi-family dwelling units.



### POPULATION AGE GROUPS

In 2009, Seminole County's total population was estimated at **423,759** and is projected to increase to 425,746 in 2014. In 2009 the median age of the county's population was 39.9, compared to the United State's median age of 37.1. The County's population was 49.4% male and 50.6% female. In 2009, sixty-three percent of the county's population was between the ages of 20-64; 25% was under 20 and 12% was 65 or older. By 2030, the under 20 segment is projected to make up 25% of the total population; a decline of 1% from 2007. The 20-64 segment is projected to make-up 62% of the total population and the 65 or older segment of the population is expected to make up 13% of the total population.



### EMPLOYMENT

In 2009, there were an estimated 240,803 people in the labor force in Seminole County. Of these, an estimated 89.4% were employed while 10.6% were unemployed. Approximately 43% of the County's population was not considered part of the labor force.

# SEMINOLE COUNTY GOVERNMENT

## SEMINOLE COUNTY AT A GLANCE



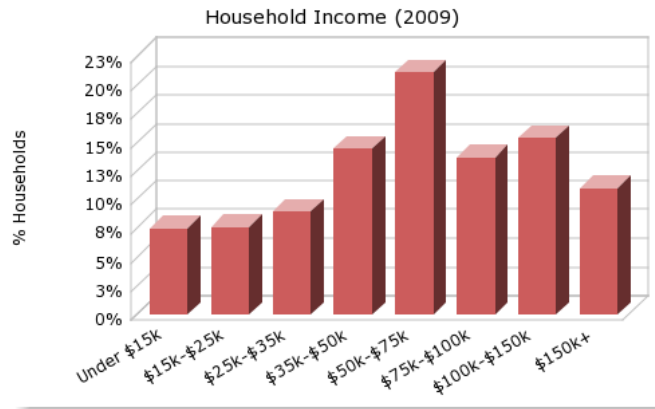
### RESIDENTIAL AND COMMERCIAL COMPONENTS OF THE TAX BASE

The total tax base has more than doubled since 2000 when it was \$13,783,512,186 compared to \$26,100,416,810 in 2009. While commercial ad valorem categories have been increasing, residential property still accounts for approximately 66% of the County's total real property tax base. The County's largest taxpayers represent a diverse group of industries ranging from realty companies to utility providers.

<u>2008 Seminole County's Top Ten Taxpayers</u>	
1.	DRA/CLP (Heathrow/Townpark)
2.	Progress Energy Florida
3.	Colonial Realty Corp
4.	Altamonte Mall A JT Venture
5.	United Dominion Realty Trust
6.	Seminole Towne Center LP
7.	EMBARQ
8.	Weingarten Realty INV
9.	Florida Power & Light Co
10.	Bellsouth

### INCOME

The Seminole County estimated median household income for 2009 was \$62,171 compared to State of Florida's average of \$49,534. During 2009, the predominant range of income for 21.2% of the county's households was between \$50,000-\$75,000 per year.



### SOURCES:

- 1) Seminole County Public Schools, The Chalkboard
- 2) The Foundation for Seminole County Public Schools, Business Advisory Board
- 3) Regional Economic Information System, Bureau of Economic Analysis
- 4) Seminole County Property Appraiser's Office
- 5) Demographics Now, Decision Data, SRC, LLC.
- 6) Florida Agency for Workforce Innovation
- 7) Seminole County 2007 Corporate Guide
- 8) Seminole County Vision 2020 Guide
- 9) Bureau of Economic and Business Research (BEBR)

# SEMINOLE COUNTY GOVERNMENT

## HISTORY OF SEMINOLE COUNTY



The St. Johns River, which opens Central Florida to northern contact by an inland water route, is more than 200 miles long and dominates the history of Seminole County.

During six years of conflict with the Seminole Indians, the river provided water transport for U. S. military troops to the first white settlement established in 1836 on the southern shores of Lake Monroe. From Fort Mellon southward, a succession of forts were built, becoming the forerunners to present day cities.

As homesteads increased, settlers received supplies by river transport and, in turn, shipped their agricultural products to northern markets by riverboat. From the 1850's onward, steamer traffic flourished along the St. Johns River, carrying freight as well as tourists, and more recently giving way to recreational boating.



The vision of General Henry Sanford who, in 1870 introduced plans for a town near Fort Mellon now called Sanford, stimulated area citrus growing and other agricultural pursuits. By the time of the Big Freeze in 1895, the region had become the world's largest shipper of oranges. After the devastating freeze, farmers experimented with other vegetable crops. For many

years, the area was known as the celery center of the world. Fern raising became important and from 1912 to 1940, Altamonte Springs, one of the County's seven cities, boasted the world's largest fernery.

In the 1880's, rail lines began connecting the more flourishing villages. Early fort sites and settlements grew into cities along the route of the South Florida Railway, encouraging settlement and bringing wealthy northerners south for winter sojourns of boating, fishing and enjoyment of the area's popular artesian springs.

People who wanted "a Florida Boston town" provided support for the development of Altamonte Springs. Longwood, the County's oldest city, also encouraged the tourist trade with a fine resort hotel. Through the years, Seminole County cities and villages engaged in sawmill activity, citrus production, turpentine and starch manufacturing, cattle raising, and the packing and shipping of citrus and farm produce.

# SEMINOLE COUNTY GOVERNMENT

## HISTORY OF SEMINOLE COUNTY



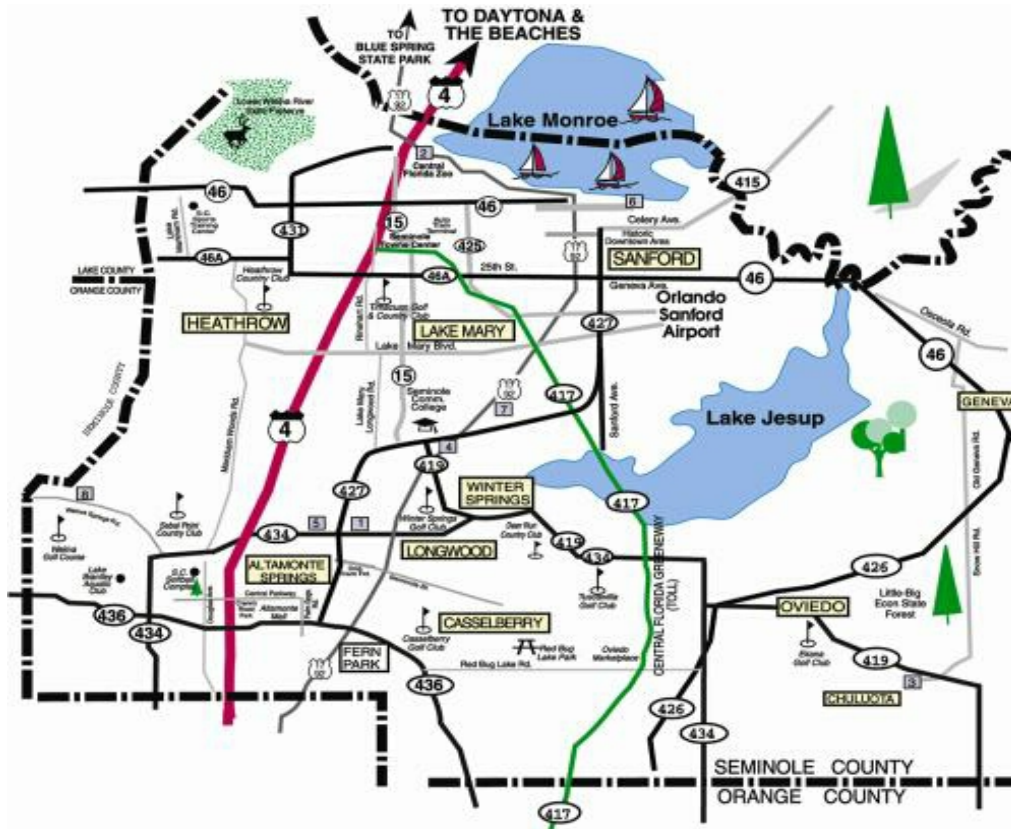
### LOCATION AND TOPOGRAPHY

Bordered on three sides by pristine rivers and a huge lake, the Wekiva to the west, the St. Johns to the east and Lake Monroe to the north, Seminole County is an ideal vacation spot for those seeking beauty, untouched nature and a sense of Old Florida. Seminole County contains 344 square miles of lush tropical foliage, 2,000 fresh-water lakes and rivers, diverse wildlife, quaint towns, and is in close proximity to Orlando.

Seminole County was split from neighboring Orange County by the Florida Legislature on April 25, 1913, and became the 50th county in the State. The County consists of seven incorporated areas and five unincorporated villages within its 344 square miles (includes water bodies). Seminole County's location between Volusia County and Orange County has made it one of the fastest growing in Florida. The scenic Wekiva River, flowing north to the St. Johns River, defines the western boundary of the County. The northern portion of the County forms the Greater Orlando Metropolitan District with its boundary on Lake Monroe. The historic St. Johns River flows north along the County's eastern boundary, through Lake Harney, past Lake Jesup and through Lake Monroe. Surrounding counties are Volusia, Orange, Lake and Brevard. The County seat is the City of Sanford, which is located in the northern part of the County on the shores of Lake Monroe.

Seminole County is located in Central Florida within easy driving distance to downtown Orlando and attractions such as Disney World, Universal Studios, Epcot, MGM Studios, Sea World, Daytona Beach and the Kennedy Space Center. It is home to the Central Florida Zoological Park (located in Sanford), a greyhound racing park, and a jai-alai fronton.

Many of Seminole County's natural assets are water-related. In addition to three major lakes, the St. Johns River, Big Econlockhatchee River, and the spring fed Wekiva and Little Wekiva Rivers, Seminole residents enjoy the visual and recreational pleasure of nearly 200 smaller lakes scattered throughout the County.







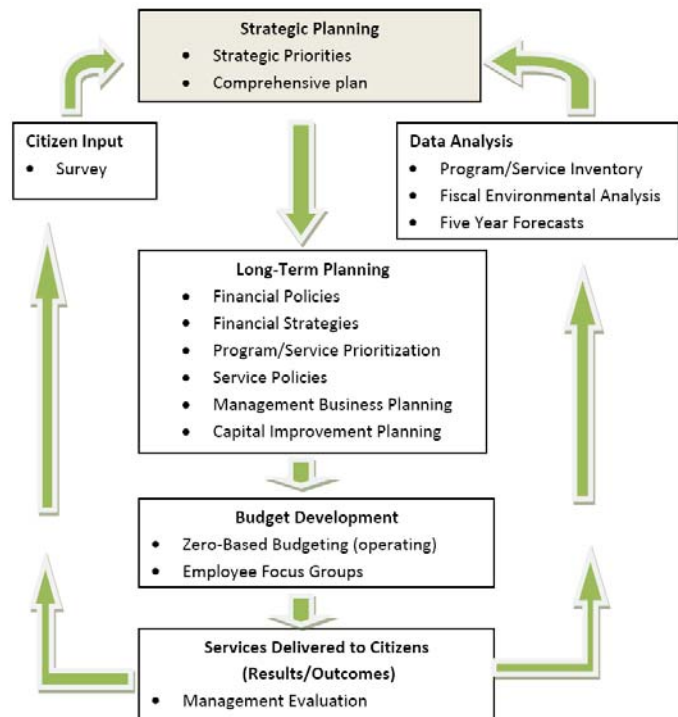


# Seminole County Government Planning Process

## Introduction

The County began the planning process by focusing on long-term fiscal sustainability; effectively integrating strategic planning and budgeting, through the formalization of a Long-Term Financial Plan. The development of a long-term plan provides a comprehensive financial planning perspective that enables the County to identify how it will provide a consistent level of service to its citizens with available resources while addressing issues of major concern to the community.

The flow chart demonstrates that long-term planning is linked to other county processes and reflects the types of tools required to effectively accomplish the desired results. Citizen input as well as assessing the condition of our fiscal environment forms the foundation for long-range analysis and decision-making. Three additional processes were incorporated in the planning phase to identify what services citizens want most, to provide the Board and the Public with information that would assist in understanding the allocation of resources among current County programs, and to provide the Board with relevant information in determining service priorities for Seminole County Government.



## Program/Service Inventory & Prioritization

- ✓ Each department was asked to update the Program/Service Inventory Forms provided last fiscal year describing each program and service that Seminole County provides to the citizens. The total cost of the program and whether the program/service is mandatory.
- ✓ Departments then completed a *Program/Service Identification Summary* outlining the priority level for each.
- ✓ Based on the Program/Service Identification Summaries, departments completed a *Service Inventory Questionnaire* for each service identified within a program
- ✓ Departments prepared a *Prioritization Survey* for each program and service within a program.

Evaluating operational resource requirements at the program level provides a mechanism for achieving greater operational efficiencies.

## Employee Focus Groups

- ✓ During Budget Development county employees were asked for input to assist in providing solutions to enhance operational efficiency and contain/reduce costs.
- ✓ Data from group sessions was compiled and many of these suggestions were implemented.



## Seminole County Government Planning Process

### Community Survey

- ✓ A community survey was conducted to ensure the County had citizen input relating to tax supported direct services.
- ✓ The objective was obtaining information on how programs and services are viewed by the Community (importance/value/quality).

Seminole County retained a firm of to create and complete a survey of the County's residents to determine their attitudes, satisfaction, importance and perceptions of the services provided by the County. This survey was conducted during the end of April and the beginning of May 2009 and included a cross-section of the community.

### Methodology

The survey instrument used for this engagement was designed with a team of staff members from the County. Various citizen surveys from other municipalities were considered and numerous drafts were undertaken. A final survey instrument was approved by the County in late April 2009.

The random sample for this survey was generated using direct mail listings matched with current telephone numbers. All listings were divided proportionately based on population by Postal Carrier Routes (U.S. Post Office delivery zones). This process insured that the sample universe was evenly distributed throughout the County. This original sampling by carrier route generated over 5,000 potential interview subjects. Later, random selection within the carrier routes resulted in the required sample size for this assignment (400).

Respondents were contacted by telephone by consulting staff to complete the survey. Telephone calls were made in the late afternoon and early evening during the week and on the weekends in order to obtain a true representative sampling of the population. All respondents were first qualified to insure that they were in fact County residents prior to initiating the survey. The staff focused on encouraging the respondents to provide their opinion in order to assist the County in ascertaining perceptions regarding the delivery of services.



## Seminole County Government Planning Process

### Structure of Survey

Most questions of the survey followed a specific routine that introduced the subject matter to be evaluated. The first question, in a series of three, would inquire as to whether the person had received or experienced the item or service that was provided by the County. If the answer was affirmative, the second question asked was regarding the person’s satisfaction within the service or item. If the respondent had not received or experienced the item or services, the satisfaction ranking was skipped. The final or third question of the series requested that the respondent rank the service or item in importance. It must be noted that the second and third questions were answered on a scale of one to ten, with one being the lowest rating a person could give the specific inquiry and ten being the highest or best rating. The questions answered are stated in this report as averages.

### *Survey Results*

#### SUMMARY OF USE OF SERVICE BY THE RESIDENCES PLUS RELATIVE SCORES ON SATISFACTION AND IMPORTANCE

<b>Service</b>	<b>Use of Service (%)</b>	<b>Satisfaction Score</b>	<b>Importance Score</b>	<b>Rank satisfaction</b>	<b>Rank importance</b>
Communication Tools	47.0	7.35	7.71	8	9
Planning and Development Services	24.5	7.11	7.64	12	11
Emergency Financial Assistance Programs	8.5	7.15	6.59	10	14
Juvenile Diversion Justice System	8.3	6.94	7.65	13	12
Economic Development Department	10.0	6.65	7.13	14	13
Parks and Recreation Facilities	77.0	8.06	8.37	4	6
Trails and Pathway System	65.2	8.08	7.99	3	7
Natural Lands	32.8	7.56	7.75	6	8
Library	79.5	8.39	8.93	2	3
Animal Services	33.8	7.49	7.69	7	10
Emergency Medical Services/ EMS	39.8	9.37	9.75	1	1
Drainage and Stormwater	N/A	7.12	8.56	11	5
Maintenance of Roadways and Sidewalks	N/A	7.23	8.71	9	4
Sheriff’s Office	34.8	7.80	9.55	5	2
All Departments Combined	NA	7.59	8.14	NA	NA



# Seminole County Government Financial Strategy

## Introduction

During the past two years, the County has experienced a continual decline in economic conditions. Citizens are faced with unemployment, credit crisis, and falling real estate values. The result of low consumer confidence and reduced spending has decreased county gas tax, sales tax, building, and tourist development revenues. Declining property values and tax reform legislation have resulted in reduced county property tax revenues. Although County revenues have steadily decreased, there is an increased reliance on County services by its citizens.

In order to balance the Fiscal Year 2009/10 budget and provide fiscal stability for future years, proactive measures were implemented to maintain a good overall financial position.

## Strategy

Long-term Financial Planning promotes fiscal sustainability by focusing on strategies that emphasize the structural balancing of revenues and expenditures with minimal reliance on reserves.

The following are the three key elements of the financial strategy utilized to promote fiscal stability:

### 1) Budget Cuts

The Countywide General Fund faces the greatest stability challenges. Due to a high level of operational reliance on property tax and sales tax revenues, and the responsibility of increased amounts of mandated costs being imposed legislatively, reductions made to structurally balance the budget must be enough to sustain economic fluctuations in the future.

Zero-based budgeting was implemented for Fiscal Year 2009/10 to formalize the justification of expenditures in budget development, which negates assumptions for entitlement increases over prior year expenditures. An in-depth review was conducted for each county program to assess operational and service level needs, and identify potential efficiencies. This resulted in reductions to on-going operating expenditures of \$30 million for the general revenue funds, a total of \$54 million in just two years.

Countywide workforce reductions resulted in 114 position eliminations (Full, Part-time, Temporary) for an annual savings of \$4.8 million. Approximately 80% of the positions were funded from general revenue funds.

### 2) Revenue Stabilization

The state estimates portray future challenges for local governments. Implications of Florida's property tax reform and current economic conditions have greatly challenged local government's ability to generate sufficient revenues needed to fund essential government services. Despite \$30 million in budget reductions, Seminole County was faced with a Fiscal Year 2009/10 projected budget gap of \$16 million in current general revenue versus recommended expenditure levels.





## Seminole County Government Financial Strategy

An ongoing revenue source was imperative to achieving fiscal stability and sustainability through the worst recession period since the 1930's.

Since the implementation of Property Tax Reform and the initial financial market crash in FY 2007/08, General revenue has declined by \$70 million annually representing a 25% impact on general operating revenues. Revenue losses include \$16.5M attributable to property taxes as a result of the decline in property valuation, \$11.5M in sales tax (a 31% decline since 2006), \$1.8M in gas taxes (a 10% decrease since 2008) and \$8.1M in other fees and sources of general revenue. The balance of \$32.1M is associated with Property Tax Reform; specifically HB1B approved by the Florida Legislature in July 2007 and Amendment 1 approved by Florida voters in January 2008.

If the Seminole County Board of County Commissioners took no action in FY 2009/10 to generate additional ongoing revenue, countywide reserves would be depleted by FY 2011/12. After a comprehensive analysis of various long range forecast scenarios, the BCC approved an FY 2009/10 countywide tax rate of 4.9000 mills which is an increase of 0.3847 mills over the FY 2008/09 tax rate of 4.5153 mills. The 4.9000 property tax rate generates \$132.5 million in FY 2009/10 which is \$5.6 million less than the prior year budgeted ad valorem revenue but \$10.4 million more than would be generated at the prior year tax rate of 4.5153 mills. Barring any unforeseen budgetary impacts, the 4.9000 mill adopted countywide tax rate is estimated to maintain current service levels through FY 2011/12.

### 3) Reserves Utilization

The County proactively increased its reserves during the past few years to support county operations during economic fluctuations. A portion of those reserves are designated for future Economic Stabilization. Utilization of reserves to offset an operational deficit to achieve financial balance minimizes the effects on service delivery and tax burden to the public. The recommended approach uses the economic stabilization reserves during the five-year forecast period, allowing time for recovery of revenue streams.

See the attached Five Year Forecast for the General Revenue Funds.



## Forecast: General Revenue Funds



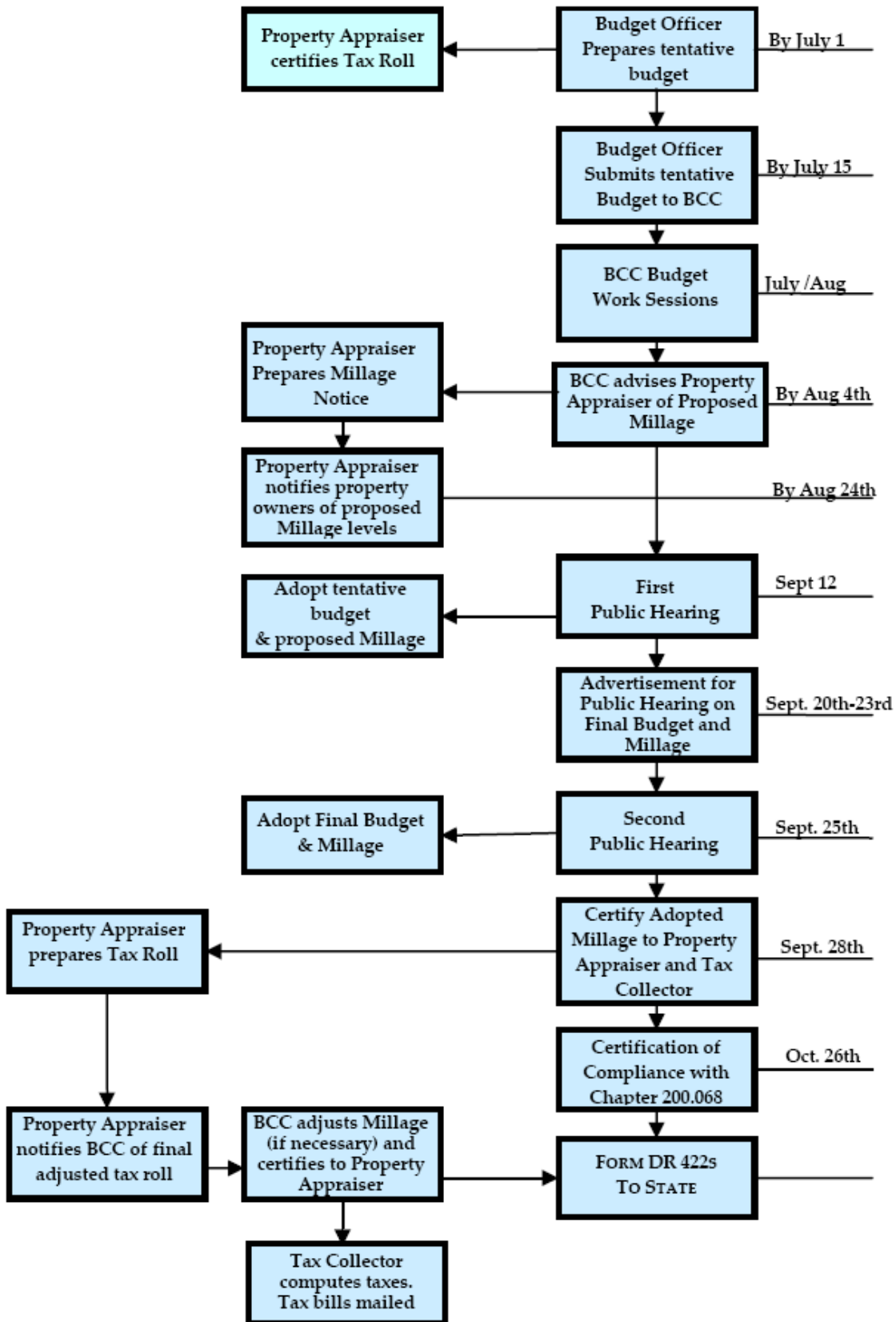
<b>Adopted Budget: County-wide Millage at 4.9000</b>	<b>Adopted Structural Balancing</b>	<b>Economic Stabilization Reserve</b>	<b>Contingency Reserve</b>
Fiscal Year 2009/10 (Assessments -11%)	<b>-\$3.6M</b>	<b>\$37.7M</b>	<b>\$20.0M</b>
Fiscal Year 2010/11 (Assessments -10%)	<b>-\$22.9M</b>	<b>\$17.4M</b>	<b>\$20.0M</b>
Fiscal Year 2011/12 (Assessments 0%)	<b>-\$26.1M</b>	<b>\$-0-M</b>	<b>\$12.1M</b>
Fiscal Year 2012/13 (Assessments +2%)	<b>-\$27.3M</b>	<b>\$-0-M</b>	<b>-\$14.6M</b>
Fiscal Year 2013/14 (Assessments +2%)	<b>-\$27.3M</b>	<b>\$-0-M</b>	<b>-\$40.9M</b>

The Five Year Forecast for the General Revenue Funds (General Fund, Facilities Maintenance Fund, Transportation Funds, Stormwater Fund, and Economic Development Fund) demonstrates a future perspective of the General Revenue Funds based on Fiscal Year 2009/2010 assumptions for revenues and expenditures. Ad Valorem Taxes consist of approximately 60% of the General Revenue Funds. This scenario reflects the adopted County-wide Ad Valorem millage rate of 4.9000 with a 11% reduction in property valuation assessments. Further decline is projected for property valuations in Fiscal Year 2010/2011 by an additional 10%, with slow recovery in the latter years.

Structural balancing represents the funding difference between projected revenues and expenditures. Operating expenditures were projected at an increase of approximately 2% in Fiscal Years 2010/11 to Fiscal Year 2013/14. This chart indicates the required amount of reserves needed to stabilize General Revenue Fund operations during the economic recession (Economic Stabilization Reserve), with remaining reserves established for county emergencies, natural disasters or other BCC directives (Contingency Reserves). Without including future assumptions to decrease costs or increase revenues, total reserves are projected to be depleted by Fiscal Year 2012/2013.

Please note that in utilizing the information contained in this projection, it is important to understand that an indicated surplus or deficit reflects future four year economic assumptions only, demonstrating what could happen absent annual policy direction by the Board to cut costs or increase funding.

# SEMINOLE COUNTY GOVERNMENT BUDGET CALENDAR



# SEMINOLE COUNTY GOVERNMENT BUDGET PROCESS



## OVERVIEW

The County began the budget development process by focusing on long-term fiscal sustainability by effectively integrating strategic planning and budgeting, through the formalization of a Long-Term Financial Plan. This process combines financial forecasting and financial strategizing to identify challenges and opportunities, causes of fiscal imbalances, and strategies to ensure future fiscal sustainability.

Budget formulation, adoption, and execution in Seminole County involves year-round interaction and cooperation of all County departments. The purpose of the process is to identify service needs, develop strategies for meeting those needs, and provide the detailed resources available, and appropriations allocated to execute the plan.

In order to achieve a more cost-effective service delivery, a zero-based budget development methodology was used. The objective was to redirect effort and funds from lower priorities to higher priorities, improve efficiency, effectiveness, and reduce spending. The process would also assist in developing a clear and concise long-term financial perspective that identified the County's current/projected programs/service levels and financial condition.

FY2009/10 BUDGET CALENDAR MILESTONES	
10/20/08-12/01/08	Program/Service Identification Forms Distributed, reviewed and finalized by budget staff
11/14/08-11/17/08	Budget Kick-Off to provide information and answer questions concerning expectation of upcoming events.
12/01/08-12/12/08	Program/Service Summary presented and approved by the County Manager – Prioritization Surveys requested from Departments
10/09/09	Countywide Budget Meetings
02/25/09-02/27/09	Executive Team/Department Review of Services/Program and Prioritizations Forms
03/03/09	Board of County Commissioners (BCC) Worksession (Spring)
04/01/09-04/08/09	County Manager/Departmental Consensus Meetings
05/20/09-05/21/09	BCC Consensus Meetings
06/01/09-06/19/09	Budget Division Worksession/Five-Year Capital Improvement Preparation
07/28/09	BCC Adoption of Tentative TRIM Rates
08/05/09-08/06/09	Budget/ Five Year Forecast/Capital Improvement Plan submitted to BCC
09/09/09	First Public Hearing
09/22/09	Second Public Hearing – Budget Adopted

The County proceeded with an annual budget process with a five-year forecasting focus instead of a multi-year process as a result of the fiscal realities of current economic environment coupled with the implications of Property Tax Reform legislation. The annual budget process for Seminole County covers the period from October 1 to September 30.

## BUDGETARY BASIS/ASSUMPTIONS

The Florida Legislature passed comprehensive property tax reform legislation in 2007. This legislation imposed a “maximum millage” through Florida Statutes 200.185 and 200.065 creating limits on the amount of taxes that can be levied. Seminole County decreased countywide base millage from 4.9989 in Fiscal Year 2007 to 4.3578 in Fiscal Year 2008 and 4.9000 in Fiscal Year 2009.

The revenue budget was prepared based on historical trends, legislative actions and available economic data. The expenditure budget was based on a zero-based budget development methodology. In addition, the budget meets federal and state requirements, as well as reflecting Seminole County's policies and practices.



# SEMINOLE COUNTY GOVERNMENT BUDGET PROCESS



## Funding Requirements

- ✓ Departments were responsible for making a detailed analysis of spending activity to support programs/services based on the philosophy that historical spending was not assumed justified.
- ✓ Departments were asked to answer specific questions in order to ascertain whether spending funds on a program/service was justified.
- ✓ Based on the Program/Service, each department was required to present the prioritization of the department/program for discussion with the County Manager

The Fiscal Year 2009/2010 revenue and expenditure budget assumptions are as follows:

## Revenues:

- ✓ The Countywide millage rate (4.9000), Fire/Rescue MSTU (2.3299), Unincorporated Road MSTU (0.1107) and Debt Service (0.1451). In order for the same amount of property tax revenue to be received by the County, the millage rate for Fiscal Year 2009/2010 would have needed to be set at 5.1181 mills. However the Countywide millage was set at 4.9000 instead.
- ✓ Ad valorem revenue estimates budgeted at 96% of the total property taxes levied by the Board of County Commissioners.
- ✓ Half-cent sales tax, County revenue sharing, gas taxes and other locally levied taxes were projected based on state estimates, historical receipts, and or current economic trends.
- ✓ Interest income projections reflect the return on investments experienced since the decline of the financial markets and were reduced based on the current economy and interest rates.

## Expenditures:

- ✓ Personal Services
  - Budgeted compensation is at 100% of actual pay rates.
  - Reductions in force included in the budget have been adopted by the Board of County Commissioners.
  - Retirement rates remain constant and are budgeted at the following rates.
    - Regular 9.85%
    - Elected Officials 16.53%
    - Special Risk 20.92%
    - Senior Management 13.12%
    - Drop 10.91%
  - FICA (Social Security) contributions are budgeted at 7.65% of total salaries and overtime
  - Health insurance premiums are budgeted with a 10% increase due to market conditions.
  - Workers compensation is provided through the County's Self Insurance Fund. Individual costs centers have been charged, allocating the cost across applicable funding sources countywide. Expenditure levels are adequate to provide for the provisions of the workers compensation program, property insurance, liability insurance and actuarially determined reserve levels.
- ✓ Operating Expenses:
  - Departments submitted a zero base operating budget. Operating budgets with additional requests deemed critical to operations were considered. All requests for information

# SEMINOLE COUNTY GOVERNMENT

## BUDGET PROCESS



technology related items were submitted to the Information Technologies department for recommendation of and final approval by the County Manager.

- ✓ Capital Outlay:
  - Departments provided thorough justification for all capital equipment needs such as fleet and heavy equipment purchases and these were adopted into the budget
- ✓ Capital Improvements:
  - Capital projects were reviewed by Fiscal Services and the County Manager and a complete listing was submitted to the Board of County Commissioners.
- ✓ Carryforward:
  - Funding for specific items included in the Fiscal Year 2008/2009 budget which were not anticipated to be completed or received by September 30, 2009 are carried forward into Fiscal Year 2009/2010. These include the following:
    - Project carry forward, only the available balance (consisting of unexpended and unencumbered funds) was carried forward as part of the Adopted Budget.
    - Capital equipment was carried forward based upon the anticipated delivery date of equipment
    - Operating grants were carried forward based upon estimates of usage within Fiscal Year 2008/2009 and the terms of the grant.
    - Other items were carried forward if deemed appropriate.
- ✓ Constitutional Officers Budgets:
  - Budgets for constitutional officers were submitted by the individual officers and incorporated into the countywide budget for adoption.
- ✓ Reserves:
  - It is essential that the county maintain adequate levels of reserves across all funds as a protection to taxpayers to mitigate current and future risks (revenue shortfalls and unanticipated expenditures). Fund balance levels are also a crucial consideration in long-term financial planning. The focus for fund balance was on the County's general fund. Therefore, efforts were on maintaining Reserves at a healthy level while providing services at a reasonable cost.
- ✓ Cost Allocation:
  - Full costing concepts were employed to a significant extent in the budget to appropriate all central service expenditures of the County within the programs utilizing the services.

### MONITORING THE BUDGET

The Fiscal Services Budget staff conducts regular reviews of all departmental budgets inclusive of personal services, operating, capital outlay, debt service and capital improvement. The purpose of these reviews is:

# SEMINOLE COUNTY GOVERNMENT

## BUDGET PROCESS



- ✓ To ensure compliance with applicable statutes, ordinance, County policies and procedures, and sound accounting and budgeting practices.
- ✓ To identify excess appropriations that might be subject to reallocation.
- ✓ To identify expenditures and encumbrances exceeding the current appropriation that might require additional appropriation.
- ✓ To track revenues and expenditures to ensure they are being expended in a timely manner as required by ordinance.

The results of these analyses are communicated to appropriate management and staff for follow-up and appropriate corrective action.

To assist in the reviews, the Fiscal Services Budget staff generates variance and tracking/status reports from the County's financial system. The performance reports are presented to the Board.

### **AMENDING THE BUDGET**

The Board of County Commissioners (BCC) annually adopts the budget by resolution for all funds. Budgetary authority is legally maintained at the fund level; however, Seminole County's financial system imposes budget controls at the appropriation level. State law requires that the revenue and expenditure budgets for each fund must remain in balance at all times.

Chapter 129, Florida Statutes, governs amendments to the adopted budget. This chapter states that the Board at any time within a fiscal year may amend a budget for that year as follows:

- ✓ Appropriations for expenditures in any fund may be decreased and other appropriations in the same fund correspondingly increased by resolution by the Board, provided that the total of the appropriations of the fund may not be changed.
- ✓ Appropriations from the reserve for contingencies may be made to increase the appropriation for any particular expense in the same fund or to create an appropriation in the fund for any lawful purpose.
- ✓ A receipt of a nature from a source not anticipated in the budget and received for a particular purpose, including but not limited to grants, donations, gifts or reimbursement for damages, may, by resolution of the Board, be appropriated and expended for that purpose.
- ✓ Only the following transfers may be made between funds:
  - Transfers to correct errors in handling receipts and disbursements
  - Budgeted transfers
  - Transfers to properly account for unanticipated revenue or increased receipts.



### BUDGET EXECUTION AND AMENDMENT

The Budget Execution and Amendment Policy is contained within the Seminole County Administrative Code, Section 22.5(I)<sup>1</sup>, which was approved by the Board of County Commissioners. According to the Budget Execution and Amendment policy, the expenditures are checked against the budget at the object level, within specific business units.

An account object is defined based upon the State of Florida, Department of Financial Services' Uniform Account System<sup>2</sup> as follows: Personal Services, Operating Expenditures/Expenses, Internal Charges, Capital Outlay, Debt Service, Grants and Aids, Other Uses. According, although the budget is established at the sub-object level (i.e. Contracted Services, Repairs and Maintenance, etc.), it is only checked at the object level (i.e. Operating Expenditures/Expenses). If the total budget for Operating Expenditures/Expenses is greater than the total expenditures for the total sub-objects contained within Operating Expenditures/Expenses, then the expenditures for a specific sub-object may exceed the budgeted amount.

A business unit is an internally established cost center established to monitor and track costs related to a specific program or service. A business unit is contained within a single Fund, Department, Division, and Program. However, a single Fund, Department, Division, and Program may contain multiple business units in order to provide additional management capabilities and cost tracking. Accordingly, the budget established for the North Branch Library Circulation Business Unit (General Fund, Library Services Department, Library Services Division, North Branch Library Program) cannot be utilized for expenditures of the North Branch Library Information Business Unit (General Fund, Library Services Department, Library Services Division, North Branch Library Program).

Generally, expenditures cannot be made unless the expenditure is supported by a budgeted amount.

The Budget may be amended or adjusted by either the Board of County Commissioners or the County Manager. In accordance with Florida Statutes, only the Board of County Commissioners can amend the budget if the amendment changes the budgeted revenues for a specific fund, changes the amount of budgeted reserves for a specific fund, or if funds are to be transferred from one Department to another Department. The Board of County Commissioners has delegated to the County Manager's Office the ability to adjust the budget in certain cases as long as the change to the budget does not alter or amend the approved work plan. The Board of County Commissioners has not delegated the ability to change the budget in order to amend the approved list of capital equipment purchases, the addition of permanent staffing positions, creation of a new project or the elimination of an existing project, or any other changes to the budget not specifically delegated to the County Manager's Office.

Changes to the Budget which are to be approved by the Board of County Commissioners are included as part of the published agenda of a public Board of County Commissioner's meeting<sup>3</sup>. Changes to the Budget which are approved by the County Manager's Office are executed during the normal course of business. A report of such changes is presented to the Board of County Commissioners on a regular basis at a public Board of County Commissioner's meeting.

---

<sup>1</sup> The Administrative Code is available online at [http://www.seminolecountyfl.gov/ca/admin\\_code/](http://www.seminolecountyfl.gov/ca/admin_code/).

<sup>2</sup> This document can be found at [http://www.myfloridacfo.com/aadir/localgov/Charts\\_Manuals.htm](http://www.myfloridacfo.com/aadir/localgov/Charts_Manuals.htm).

<sup>3</sup> Agendas of recent and upcoming meetings are available at <http://www.seminolecountyfl.gov/agenda/index.asp>.



### FUND BALANCE

The fund balance policy establishes a target unreserved/undesignated fund balance level for individual operating funds of the County. This policy is intended to assist the County in maintaining an adequate level of fund balance to mitigate current and future risks (e.g., revenue shortfalls and unanticipated expenditures), to ensure stable tax rates, and to respond to emergency situations. Adequate reserve levels are a necessary component of the County's overall financial management strategy; as well as a key factor in external agencies' measurement of the County's financial strength.

Unreserved/undesignated fund balance ranges are established for individual County funds whose operating expenditures are for tax-supported services. The range set for each fund is based on the predictability of revenues, volatility of expenditures, and liquidity requirements. Established levels should be reviewed on an annual basis to ensure sufficiency.

In calculating the ratio of the unreserved/undesignated fund balance to estimated operating revenues, the fund balance from the latest audited financial statements shall be compared with the budgetary operating expenditures for that fund in effect when the financial statements are released. In essence this will mean the current year budgeted operating revenues will be compared with the prior year's unreserved/undesignated fund balance. The unreserved/undesignated fund balance level for the General Fund, Transportation Trust Fund and Fire Fund shall be maintained in the range of 5% to 10% of operating revenues.

### DEBT MANAGEMENT

The debt policy establishes parameters and guidelines governing the issuance and management of all debt obligations issued by the County. A formal debt policy is an important factor to insure the most efficient methods of financing are utilized by the County resulting in the lowest total cost of borrowing. The County will use the "pay as you go" method to finance projects unless internal funding is not sufficient to meet capital needs. When issuing bonds, the County shall amortize debt over a term not to exceed the average useful life of the project financed. When economically feasible, the County will use special assessment or self-supporting bonds instead of general obligation bonds, so those benefiting from the improvements will bear all or part of the cost of the project financed.

# SEMINOLE COUNTY GOVERNMENT

## FINANCIAL STRUCTURE



### *Overview*

To provide proper accountability for the different types of financial resources, “funds” are established. Each fund is a separate entity with its own resources, liabilities, and residual balance. Some funds are consolidated for budget adoption and presentation. Funds with similar objectives, activities and legal restrictions are, for reporting purposes, placed in one of two groups: Governmental Funds and Proprietary Funds.

**Governmental Funds:** Governmental Funds account for general governmental activities which are largely supported by taxes and fees. They are accounted for on a “modified accrual basis” or current financial resources basis.

Governmental Funds include the following fund types:

- a. The General Fund accounts for all resources not reported in other funds. Most countywide activities are accounted for in this fund.
- b. Special Revenue funds account for resources received from special sources which are dedicated or restricted specific uses.
- c. Debt Service Funds account for the accumulation of resources for, and the payment of, interest, principal and other debt-related costs.
- d. Capital Projects Funds account for the accumulation and use of resources for the acquisition of land, major buildings and for infrastructure improvements where a specific project is designated or required.
- e. Agency Funds are custodial in nature and do not involve measurement of results of operations.

**Proprietary Funds:** Proprietary Funds account for those external and internal business-type activities that are provided on a basis consistent with private enterprise. They are accounted for on a “full accrual” basis.

Proprietary Funds include the following two fund types:

- a. Enterprise Funds account for activities such as water and solid waste disposal services that are similar to those provided by private enterprise and whose costs are paid from user charges or from revenue sources other than general governmental revenue.
- b. Internal Service Fund (“Insurance Fund”) accounts for all types of insurance utilized by the County, including the self-insurance programs for workers’ compensation, general and property liability, as well as employee group health and life insurance. These costs are allocated to departments.

# SEMINOLE COUNTY GOVERNMENT

## FINANCIAL STRUCTURE



### *Funds in Each Group*

#### GENERAL FUNDS:

##### **General Fund – 00100 & Sub Funds**

Account for all financial resources except those required to be accounted for in another fund.

##### **Building/Development Review Fund - 10400**

Account for receipt and disbursement of Fees, building permits and other related inspection fees paid by customers. Funds are used to provide services for the enforcement of the Florida Building Code pursuant to [F.S. 553.80].

##### **Fire Protection Fund – 11200**

Account for receipt and disbursements relating to the provision of fire protection and emergency rescue to the unincorporated areas of the county and Altamonte Springs. Primary funding is ad valorem property taxes in the unincorporated areas of the County.

##### **Storm Water Fund – 13000**

Account for the receipt and disbursement of funds designated to implement storm water infrastructure improvements.

##### **Economic Development Fund – 13100**

Account for the receipt and disbursement of funds for the County's Economic Development Program to generate employment, businesses and other economic activities.

##### **Memorial Tree Donations - 60301**

Account for receipt and disbursement of contributions from the general public to select a park location, a tree, and a granite memorial plaque to honor an event or person.

##### **Public Safety - 60302**

Account for receipt and disbursement of contributions from private sources for the sole benefit of Public Safety.

##### **Animal Control - 60304**

Account for receipt and disbursement of contributions from private sources for the sole benefit of the Animal Services Division.

##### **Libraries – 60303 & 60306**

Account for receipt and disbursement of contributions from private sources for the sole benefit of the Library.

##### **Historical Commission – 60305**

Account for receipt and disbursement of contributions from private sources for the sole benefit of the Historical Commission.

# SEMINOLE COUNTY GOVERNMENT

## FINANCIAL STRUCTURE



### GENERAL FUNDS (*continued*)

#### **4-H Council Donations – 60307**

Account for receipt and disbursement of contributions from private sources for the sole benefit of the 4-H Council; a youth development program.

### **SPECIAL REVENUE FUNDS:**

#### **County Transportation Trust Fund – 101XX**

Account for the construction and maintenance of County roads. Activities include road maintenance, traffic control, right-of-acquisition and construction of new roadways. Funding is from local ad valorem property taxes and gas taxes collected and distributed by the State of Florida. Included sub-funds are Transportation Trust and Mass Transit.

#### **Tourist Development Fund – 110XX**

Account for receipt and disbursement of a voted, three percent, Tourist Development Tax on transient rentals per Section 125.0104, Florida Statutes.

#### **Court Support Technology Fund – 114XX**

Account for receipt and disbursement of recording fees provided for by section 28.24(12)(e)(1), Florida Statutes. Funds are used to support the circuit and county courts, Public Defender's Office, State Attorney's Office, and the Clerk of Courts Office with court-related technology costs.

#### **Infrastructure Sales Tax Fund – 11500**

Account for the receipt and disbursement of a voter approved referendum one-cent sales tax in 1991 and 2001, for a period of ten years. Proceeds are used to fund upgrading and construction of roads.

#### **Emergency Medical Services Trust Fund – 11800**

Account for revenues generated by a surcharge levied per Chapter 316, of the Florida Statutes and certain expenditures improving and expanding prehospital emergency medical services within the County per section 401.34 of the Florida Statutes.

#### **County Grants Fund – 11900 & Sub Funds**

Account for receipt and disbursement of monies relating to Grant Programs, inclusive of State and Federal Grants with reporting requirements.

#### **Affordable Housing Trust Fund – 120XX**

The local housing assistance trust fund was created pursuant to the provisions of Section 420.9075 (5) of the Florida Statutes, to account for the local housing distribution monies received from the State of Florida in connection with the State Housing Initiative (SHIP) program.

#### **Law Enforcement Trust Fund – 12100**

Account for receipt and disbursement of monies held for law enforcement activities under Section 932.704 of the Florida Statutes.



# SEMINOLE COUNTY GOVERNMENT

## FINANCIAL STRUCTURE



### SPECIAL REVENUE FUNDS (*continued*)

#### **Alcohol Drug Abuse Fund – 12300**

Account for the levy of certain penalty assessments provided for by section 893.13(4), Florida Statutes. Funds are used for meritorious and observing drug abuse treatment or educational programs.

#### **Teen Court Fund – 12302**

Account for the levy of mandatory court costs authorized by {Section 738.19 F.S.} f or operational and administrative support for Teen Court

#### **Emergency 911 Fund – 12500**

Account for the receipt and disbursement of the “E911” Emergency Telephone System fees pursuant to Section 365.171(13) of the Florida Statutes.

#### **Transportation Impact Fee Fund – 12600**

Account for receipt and disbursement of funds derived from fees paid by developers as outlined in the Seminole County Road Impact Fee Ordinance. Use of funds is restricted to capital facilities that are attributable to new growth. Sub-funds include Arterial Impact Fee, North Collector Impact Fee, West Collector Impact Fee, East Collector Impact Fee and South Central Impact Fee.

#### **Development Impact Fee Fund – 12800**

Established to account for the amount of impact fees levied by the Board and collected pursuant to Seminole County Ordinance. Amounts collected are deposited into this fund. The revenues generated are to be used for capital improvements for fire protection and libraries. Sub-funds include the Fire/Rescue Impact Fee and Library Impact Fee.

#### **17-92 Redevelopment Fund – 13300**

Account for the receipt and disbursement of tax increment income received for the 17-92 highway improvement and redevelopment agency.

#### **Street Lighting District – 15000**

Account for special districts created for the safety of citizens in unincorporated areas of the County and may be established by referendum and by resolution pursuant to a petition by a proper percentage of property owners in the districts, or by ordinance. Assessments are on a front footage or lot basis.

#### **Solid Waste MSBU Fund – 15100**

Established to account for the special per-parcel assessment levied by the Board exclusively on the properties within the unincorporated area of the county. Assessments are collected by the Tax Collector and will provide for solid waste services in the County.

#### **Municipal Services Benefit Units – 160XX**

The MSTU fund was created pursuant to the provisions of Section 125.01(q), Florida Statutes, to account for the cost of providing the construction, maintenance, and operation of transportation projects within the County. Revenues are generated through a levy by the Board of Special Assessments upon properties located within the County.



### DEBT SERVICE FUNDS:

#### **Roads Bonds Refunding Series 2002 Fund – 21400**

To accumulate monies for the payment of the principal and interest on the \$14,130,000 Gas Tax Revenue Refunding Bonds issue date May 15, 2002. The bonds bear interest at rates from 3.00% to 4.75% and have a final maturity of October 1, 2016

#### **Environmental Sensitive Lands Fund - 22100**

Limited General Obligation Bonds were issued for the purpose of purchasing and improving natural/environmental lands. The \$6,090,000 and \$18,900,000 Limited General Obligation Bonds, Series 2005 and 2001, respectively, were issued pursuant to the November 7, 2000 referendum. The \$19,130,000 Limited General Obligation Refunding and Acquisition Bonds, Series 1996 were issued for the purpose of refunding the 1992 Bonds.

#### **Sales Tax Bonds 2001 – 22500**

The \$35,365,000 Sales Tax Revenue Bonds, Series 2005A were issued for the purpose of financing all or a portion of the renovation and expansion of the County's John E. Polk Correctional Facility. The \$39,700,000 Sales Tax Revenue Refunding Bonds, Series 2005B were issued to advance refund the Series 2001 Bonds maturing in the years 2012 through 2031. The \$47,975,000 Sales Tax Revenue Bonds, Series 2001 were issued to finance a portion of the cost of design, acquisition and construction of the courthouse expansion and renovation project. The \$24,060,000 Sales Tax Revenue Refunding Bonds, Series 1998 were issued to refund a portion of the Series 1996 Bonds. The Series 1996 Bonds were issued to acquire, install and construct the Series 1996 Project, which includes the construction of the Public Safety Building and the Health Department building improvements.

### CAPITAL PROJECT FUNDS:

#### **Construction Management Fund – 30600**

Account for countywide infrastructure construction and project management.

#### **Jail Capital Project Fund – 32000**

Created to account for the proceeds of Sales Tax 2005 bond issue to record the costs associated with the jail expansion project.

#### **Environmental Sensitive Lands Capital Project Fund – 32100**

Created to account for the proceeds of general obligation bonds issue to acquire, preserve, and restore environmentally sensitive lands within Seminole County.

#### **Courthouse Capital Project Fund – 32200**

Created to account for proceeds of Sales Tax Revenue Bond issue and to record the costs associated with the courthouse construction project.

# SEMINOLE COUNTY GOVERNMENT

## FINANCIAL STRUCTURE



### ENTERPRISE FUNDS:

#### **Water and Sewer Funds – 401XX**

Account for the provision of water and sewer services to residents of the unincorporated areas of the County as well as portions of three municipalities. These municipalities include the City of Longwood, the City of Lake Mary and the City of Oviedo. Related activities include, but not limited to, administration, operation, maintenance, financing and related debt service, and billing and collection.

#### **Solid Waste Funds – 402XX**

Account for the provision of solid waste disposal services to the general public on a user-charge basis. Related activities include, but not limited to, administration, operation, maintenance, financing and related debt service.

### INTERNAL SERVICE FUNDS:

#### **Self-Insurance Fund – 50100 and Worker’s Compensation Fund - 50200**

Account for all types of insurance utilized by the County, including the self – insurance programs for workers’ compensation, general and property liability, as well as employee group health and life insurance. Reimbursements for these costs are allocated countywide.



**Seminole County Government  
Fund Structure Overview**

**FY 2009/10 Total Budget \$885,418,628**

**GENERAL FUND - \$272,247,735**

- General Fund - \$265,485,066*
- Police Education - \$244,528*
- Tank Inspection Contract - \$155,143*
- Natural Lands Endowment - \$967,657*
- Boating Improvements - \$643,698*
- Petroleum Cleanup Fund - \$337,584*
- Facilities Maintenance Fund - \$1,633,168*
- Stormwater Fund - \$7,909,451*
- Economic Development Fund - \$1,981,440*

**SPECIAL REVENUE FUNDS: - \$353,462,629**

- TRANSPORTATION FUNDS**
- Transportation Trust - \$23,903,144*
- Mass Transit - Ninth Cent - \$4,344,351*
  
- BUILDING PROGRAM FUND - \$3,099,523**
- TOURISM DEVELOPMENT FUND - \$4,312,173**
- PROFESSIONAL SPORTS FRANCHISE TAX - \$2,092,500**
- FIRE PROTECTION FUND - \$85,061,512**
- COURT SUPPORT TECHNOLOGY FEE FUND - \$1,544,624**
- INFRASTRUCTURE SURTAX FUND - \$114,892,736**
- INFRASTRUCTURE - COUNTY COMMISSION - \$100,188,457**
- EMS TRUST FUND - \$666,284**
- BCC GRANT FUNDS - \$26,950,549**
- AFFORDABLE HOUSING TRUST FUNDS - \$7,208,479**
- ALCOHOL/DRUG ABUSE FUND - \$70,000**
- TEEN COURT - \$205,000**
- EMERGENCY 911 FUND - \$6,108,241**
- TRANSPORTATION IMPACT FEE FUNDS - \$(62,912,643)**
- DEVELOPMENT IMPACT FEE FUNDS - \$3,063,176**
- MEDIATION/ARBITRATION FUNDS - \$643,320**
- 17-92 CRA - \$10,522,472**
- MSBU STREET LIGHTING - \$2,873,000**
- MSBU SOLID WASTE - \$17,375,020**
- MUNICIPAL SERVICE BENEFIT UNITS FUNDS - \$1,250,711**

**CAPITAL PROJECTS FUNDS: - \$12,034,996**

- CONSTRUCTION MANAGEMENT - \$270,276**
- JAIL PROJECT 2005 - \$1,272,484**
- NATURAL LANDS/TRAILS - \$7,650,600**
- COURTHOUSE PROJECTS FUND - \$2,841,636**

**BUSINESS-TYPE ACTIVITIES-ENTERPRISE FUNDS: - \$204,642,747**

- WATER AND SEWER FUNDS**
- Water and Sewer - \$63,371,710*
- Connection Fees-Water - \$9,545,844*
- Connection Fees-Sewer - \$14,711,963*
- Water & Sewer Bonds, Series 2006 - \$42,404,846*
- Water & Sewer Bond Reserve - \$15,246,180*
  
- SOLID WASTE FUNDS**
- Solid Waste - \$46,006,980*
- Landfill Management Escrow - \$13,355,224*

**INTERNAL SERVICE FUNDS: - \$21,759,916**

- SELF INSURANCE FUND - \$11,654,071**
- WORKER'S COMPENSATION FUND - \$10,105,845**

**AGENCY FUNDS: - \$213,747**

- BOCC Agency Fund*
- Public Safety - Systemwide Training - \$42,000*
- Libraries-Designated - \$111,603*
- Animal Control - \$20,000*
- Historical Commission*
- Libraries - Undesignated*
- 4-H Council Donations*
- Adult Drug Court Fund*
- Extension Service Programs*
- Seminole County Expressway Authority - \$40,144*

**DEBT SERVICE FUNDS: - \$13,946,858**

- ROAD BONDS SERIES 2002 - \$1,248,830**
- NATURAL LANDS DS 2001 - \$5,525,041**
- SALES TAX BONDS - \$7,172,987**

# SEMINOLE COUNTY GOVERNMENT BUDGET HIGHLIGHTS



The County's FY 2009/10 Budget for personal services and other operating expenditures totals \$209.4M, which is an 8% reduction of \$17.5M from the FY 2008/09 Adopted Budget. Reductions were necessary due to property tax reform and the economic downturn. Spending is reduced in a manner that would minimize the impact to services for citizens.

The following are programs with reductions to their operations of \$500K or more:

- Road and Right-of-Way Repair and Maintenance Program was reduced (24%) \$2.2M
- Mass Transit (LYNX) Program was reduced (20%) \$1.1M
- Parks, recreational activities, trails and greenway Programs were reduced (15%) \$1.1M
- Library Program was reduced (12%) \$600K
- Water (bodies) Quality Program was reduced (48%) \$1.2M
- Water and Sewer Operations Programs were reduced (4%) \$720K
- Solid Waste Programs were reduced (8%) \$695K
- Telecommunications and Network Infrastructure Program was reduced (19%) \$2.4M
- Facilities Management Program was reduced (10%) \$1M
- Fleet Maintenance Program was reduced (12%) \$1.1M
- Building Program was reduced (24%) \$770K
- Community Information Program was reduced (56%) \$585K

Personal Services were largely impacted by an *additional* \*114 positions being eliminated from the FY 2009/10 (\*134 positions had been eliminated from the FY 2008/09 budget). In addition to eliminated positions, salary increases for remaining positions were not budgeted, and overtime budgets were reduced.

\*Eliminated positions include temporary positions; (4) from FY2008/09 and (1) from FY2009/10

## Seminole County Government Countywide Budget Summary

Fiscal Year	Actual FY 2007/08	Adopted FY 2008/09	Amended FY 2008/09	Adopted FY 2009/10
<b>PROPERTY TAX RATES (In Mills)</b>				
Countywide	4.3578	4.5153	4.5153	4.9000
Voted Debt Service - Natural Lands/Trails	0.1451	0.1451	0.1451	0.1451
<b>Total Countywide</b>	<b>4.5029</b>	<b>4.6604</b>	<b>4.6604</b>	<b>5.0451</b>
Unincorporated Roads MSTU	0.1068	0.1107	0.1107	0.1107
Fire MSTU	2.3299	2.3299	2.3299	2.3299
<b>Totals</b>	<b>6.9396</b>	<b>7.1010</b>	<b>7.1010</b>	<b>7.4857</b>
<b>VALUE OF ONE MILL (In Millions) @ 96%</b>				
Countywide	32.166	30.370	30.370	27.000
Unincorporated Roads MSTU	16.204	15.220	15.220	13.593
Fire MSTU	19.721	20.479	20.479	18.115
<b>REVENUE SUMMARY (In Millions)</b>				
Taxes - Ad Valorem	\$ 193.4	\$ 192.4	\$ 191.6	\$ 180.7
Taxes - Other	64.9	73.0	65.2	70.6
Grants (Federal/State/Local)	25.8	40.8	64.9	36.4
State Shared Revenues	43.5	50.2	44.2	40.9
Charges & Fees for Services	82.0	85.9	80.4	93.5
Special Assessments/Impact Fees	21.1	21.6	17.2	17.6
Miscellaneous Revenues	48.1	27.0	26.8	12.4
Excess Fees/Other Sources	6.3	4.6	4.6	5.2
	485.1	495.5	494.9	457.3
Transfers - In	34.1	23.5	33.8	18.7
Beginning Fund Balance	715.3	468.0	632.2	409.4
<b>Totals</b>	<b>\$ 1,234.5</b>	<b>\$ 987.0</b>	<b>\$ 1,160.9</b>	<b>\$ 885.4</b>
<b>EXPENDITURE SUMMARY (In Millions)</b>				
Personal Services	\$ 99.2	\$ 104.7	\$ 105.1	\$ 97.6
Operating Expenditures	95.5	122.2	125.5	111.8
Internal Charges / Other	17.9	27.7	27.1	32.6
Cost Allocations	(9.8)	(12.8)	(12.8)	(21.8)
Capital Outlay	116.9	311.4	401.3	209.9
Debt Service	22.9	28.9	29.5	28.7
Grants and Aid	58.0	57.3	106.2	38.5
Constitutional Officer Transfers	113.7	113.0	115.5	110.8
	514.3	752.4	897.4	608.1
Transfers - Out	34.1	23.5	33.8	18.7
Reserves	686.1	211.1	229.7	258.6
<b>Totals</b>	<b>\$ 1,234.5</b>	<b>\$ 987.0</b>	<b>\$ 1,160.9</b>	<b>\$ 885.4</b>



# Seminole County Government Countywide Millage Summary

## Adopted Millage Rates By Fiscal Year

	<u>2004/05</u>	<u>2005/06</u>	<u>2006/07</u>	<u>2007/08</u>	<u>2008/09</u>	<u>2009/10</u>
<b>COUNTYWIDE</b>						
General Fund	4.9989	4.9989	4.9989	4.3578	4.5153	4.9000
<b>SPECIAL DISTRICTS</b>						
Unincorporated Road MSTU	0.1228	0.1228	0.1228	0.1068	0.1107	0.1107
Fire/Rescue MSTU	<u>2.6334</u>	<u>2.6334</u>	<u>2.6334</u>	<u>2.3299</u>	<u>2.3299</u>	<u>2.3299</u>
<b>Total Special Districts</b>	<b>2.7562</b>	<b>2.7562</b>	<b>2.7562</b>	<b>2.4367</b>	<b>2.4406</b>	<b>2.4406</b>
<b>TOTAL BCC APPROVED</b>	<b>7.7551</b>	<b>7.7551</b>	<b>7.7551</b>	<b>6.7945</b>	<b>6.9559</b>	<b>7.3406</b>

## Voter Approved Millages

### COUNTYWIDE

#### Debt Services

Natural Lands/Trails Voted Debt	0.1721	0.2041	0.1451	0.1451	0.1451	0.1451
<b>TOTAL VOTER APPROVED</b>	<b>0.1721</b>	<b>0.2041</b>	<b>0.1451</b>	<b>0.1451</b>	<b>0.1451</b>	<b>0.1451</b>

## Other Agencies

Seminole County School Board	<b>8.5120</b>	<b>7.9650</b>	<b>7.7530</b>	<b>7.4130</b>	<b>7.5430</b>	<b>7.7230</b>
St. Johns River Water Management District	<u>0.4620</u>	<u>0.4620</u>	<u>0.4620</u>	<u>0.4158</u>	<u>0.4158</u>	<u>0.4158</u>
<b>TOTAL OTHER AGENCIES</b>	<b>8.9740</b>	<b>8.4270</b>	<b>8.2150</b>	<b>7.8288</b>	<b>7.9588</b>	<b>8.1388</b>

	<u>Countywide</u>	<u>Roads</u>	<u>Fire</u>	<u>Total BCC Approved</u>
2003/04	4.9989	0.1228	2.6334	7.7551
2002/03	4.9989	0.1228	2.6334	7.7551
2001/02	4.9989	0.6591	2.0971	7.7551
2000/01	4.9989	0.6591	2.0971	7.7551
1999/00	4.9989	0.6591	2.0971	7.7551
1998/99	5.1579	0.6591	2.0971	7.9141
1997/98	5.1638	0.6591	2.0971	7.9200
1996/97	5.1638	0.6591	2.0971	7.9200
1995/96	5.1638	0.6591	2.0971	7.9200
1994/95	5.1638	0.6591	2.0971	7.9200
1993/94	5.2714	0.7145	2.1058	8.0917
1992/93	5.3337	0.7244	2.1354	8.1935
1991/92	5.3586	0.7266	2.1407	8.2259
1990/91	5.4146	0.7924	2.3381	8.5451
1989/90	4.4113	1.0000	2.1000	7.5113



**Seminole County Government  
Five Year Gross Taxable Value Comparison**

FY 2005/06		FY 2006/07		FY 2007/08		*FY 2008/09		**FY 2009/10	
AMOUNT	% OF Change	AMOUNT	% OF Change	AMOUNT	% OF Change	AMOUNT	% OF Change	AMOUNT	% OF Change

**COUNTYWIDE:**

Prior Year Gross Taxable Value	\$21,230,460,017		\$23,979,203,668		\$29,711,120,847		\$33,506,218,599		\$31,635,418,833	
Reappraisals Amendment 1 Exemptions	2,116,450,878	<b>9.97%</b>	4,719,066,335	<b>19.68%</b>	2,792,668,196	<b>9.40%</b>	42,148,719 -2,622,432,287	<b>0.13%</b> <b>-7.83%</b>	-3,876,558,275	<b>-12.26%</b>
Taxable Value without New Construction	\$23,346,910,895		\$28,698,270,003		\$32,503,789,043		\$30,925,935,031		\$27,758,860,558	
New Construction	632,292,773	<b>2.98%</b>	1,012,850,844	<b>4.22%</b>	1,002,429,556	<b>3.37%</b>	709,483,802	<b>2.12%</b>	365,723,100	<b>1.16%</b>
Gross Taxable Value	\$23,979,203,668	<b>12.95%</b>	\$29,711,120,847	<b>23.90%</b>	\$33,506,218,599	<b>12.77%</b>	\$31,635,418,833	<b>-5.58%</b>	\$28,124,583,658	<b>-11.10%</b>

**UNINCORPORATED ROAD IMPROVEMENTS (MSTU)**

Gross Taxable Value (Prior Year)	\$10,853,176,101		\$12,339,921,773		\$15,038,603,179		\$16,879,664,311		\$15,853,987,972	
Reappraisals Amendment 1 Exemptions	1,114,696,640	<b>10.27%</b>	2,120,980,882	<b>17.19%</b>	1,389,262,468	<b>9.24%</b>	20,566,358 -1,371,138,316	<b>0.12%</b> <b>-8.12%</b>	-1,912,607,890	<b>-12.06%</b>
Taxable Value without New Construction	\$11,967,872,741		\$14,460,902,655		\$16,427,865,647		\$15,529,092,353		\$13,941,380,082	
New Construction	372,049,032	<b>3.43%</b>	577,700,524	<b>4.68%</b>	451,798,664	<b>3.00%</b>	324,895,619	<b>1.92%</b>	218,280,268	<b>1.38%</b>
Gross Taxable Value	\$12,339,921,773	<b>13.70%</b>	\$15,038,603,179	<b>21.87%</b>	\$16,879,664,311	<b>12.24%</b>	\$15,853,987,972	<b>-6.08%</b>	\$14,159,660,350	<b>-10.68%</b>

**FIRE RESCUE (MSTU)**

Gross Taxable Value (Prior Year)	\$13,150,513,250		\$14,847,043,852		\$18,242,840,834		\$20,542,667,362		\$21,331,933,505	
Reappraisals Amendment 1 Exemptions	1,297,859,508	<b>9.87%</b>	2,784,368,854	<b>18.75%</b>	1,756,794,500	<b>9.63%</b>	255,163,960 -1,819,792,747	<b>1.24%</b> <b>-8.86%</b>	-2,695,907,272	<b>-12.64%</b>
Taxable Value without New Construction	\$14,448,372,758		\$17,631,412,706		\$19,999,635,334		\$18,978,038,575		\$18,636,026,233	
New Construction	398,671,094	<b>3.03%</b>	611,428,128	<b>4.12%</b>	543,032,028	<b>2.98%</b>	2,353,894,930	<b>11.46%</b>	234,057,381	<b>1.10%</b>
Gross Taxable Value	\$14,847,043,852	<b>12.9%</b>	\$18,242,840,834	<b>22.87%</b>	\$20,542,667,362	<b>12.61%</b>	\$21,331,933,505	<b>3.84%</b>	\$18,870,083,614	<b>-11.54%</b>

\*FY 2008/09 - Voter Approved Amendment 1 exemptions estimated taxable value impact. Amendment 1, approved by Florida voters on January 1, 2008, included: an additional \$25,000 modified homestead exemption; a \$25,000 Tangible Property exemption; Save Our Homes portability; and a 10% cap on increases in non-homesteaded assessments.

\*FY 2008/09 The City of Winter Springs Fire Services was merged with the Seminole County/Municipal Fire District - Taxable Value \$2,009,169,214 added under New Construction

FY 2005/06 thru FY 2008/09 reflect final valuations subsequent to completion of the Value Adjustment Board (VAB)

\*\*FY 2009/10 valuations reflect the October 07, 2009 DR 422 Certification of Taxable Values prior to completion of the VAB



**Seminole County Government  
Residential Home Property Tax Calculation  
with an Average Taxable Value \$131,250  
Includes a \$50K Countywide and \$25K School Board  
Homestead Exemption**



<b>Roads</b>	<b>\$15</b>	<b>.60%</b>
<b>Natural Lands/Trails Voted Debt</b>	<b>\$19</b>	<b>.70%</b>
<b>St.Johns River Water Management</b>	<b>\$55</b>	<b>2.10%</b>

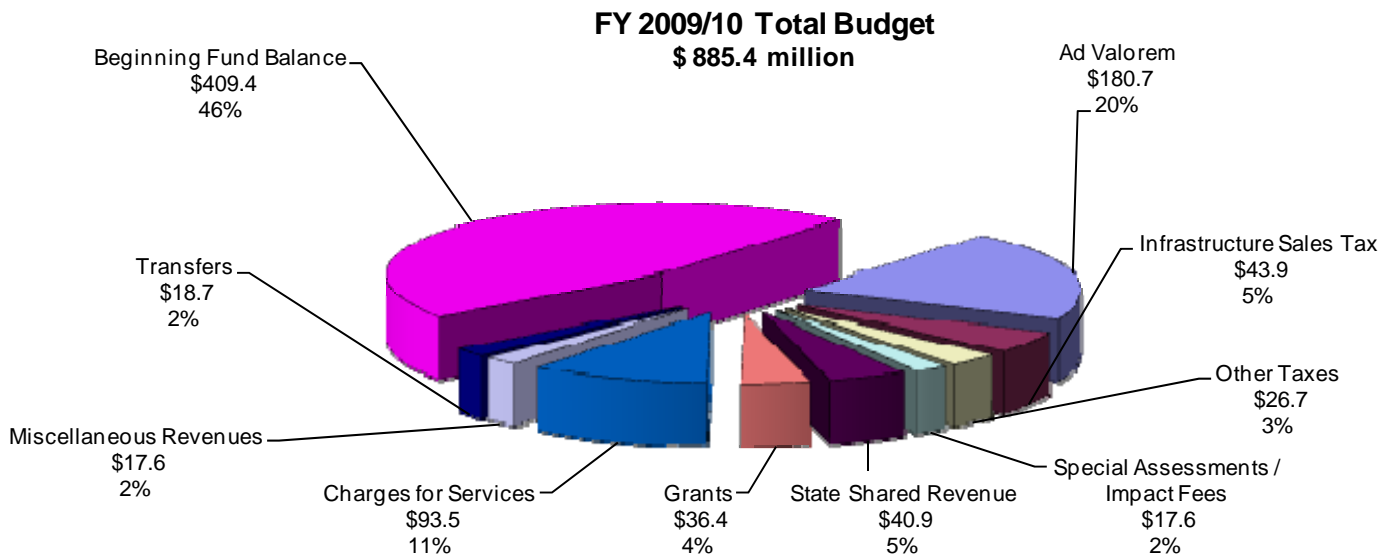
1. **School Board:** The School Board, as governing body of the taxing unit, is responsible for control, operation, organization, management and administration of public schools pursuant to standards prescribed by Florida Statutes and State Board of Education rules. Residents receive only a \$25K homestead exemption on School Board taxes as schools were excluded from the Amendment 1 homestead exemption increase.
  
2. **Seminole County Government:**
  - General Services:** The Seminole County Board of County Commissioners determines the county-wide ad valorem taxes required for the provision of county-wide services such as law enforcement, courts and judicial systems, libraries, parks and other general government responsibilities.
  - Roads:** A Municipal Service Taxing Unit supporting transportation systems designated by the Board of County Commissioners as local feeder roads, local distributor roads and local access roads within the unincorporated area of Seminole County.
  - Fire Protection:** A Municipal Service Taxing Unit providing for fire protection and prevention, and rescue/emergency medical services to all properties in unincorporated Seminole County, the City of Altamonte Springs, the City of Winter Springs, and territories that may be included by special mutual aid agreement.
  - Natural Lands/Trails Voted Debt:** County-wide voter approved debt service millage necessary to repay bonds issued to acquire natural/environmental lands and to construct a county-wide trails system.
  
3. **St. Johns River Water Management District:** Florida is divided into five independent water management taxing districts whose mission is to preserve and manage Florida's water resources. The SJRWMD manages groundwater and surface water supplies in all or part of 18 counties in northeast and east-central Florida.

# Seminole County Government Countywide Sources of Funds

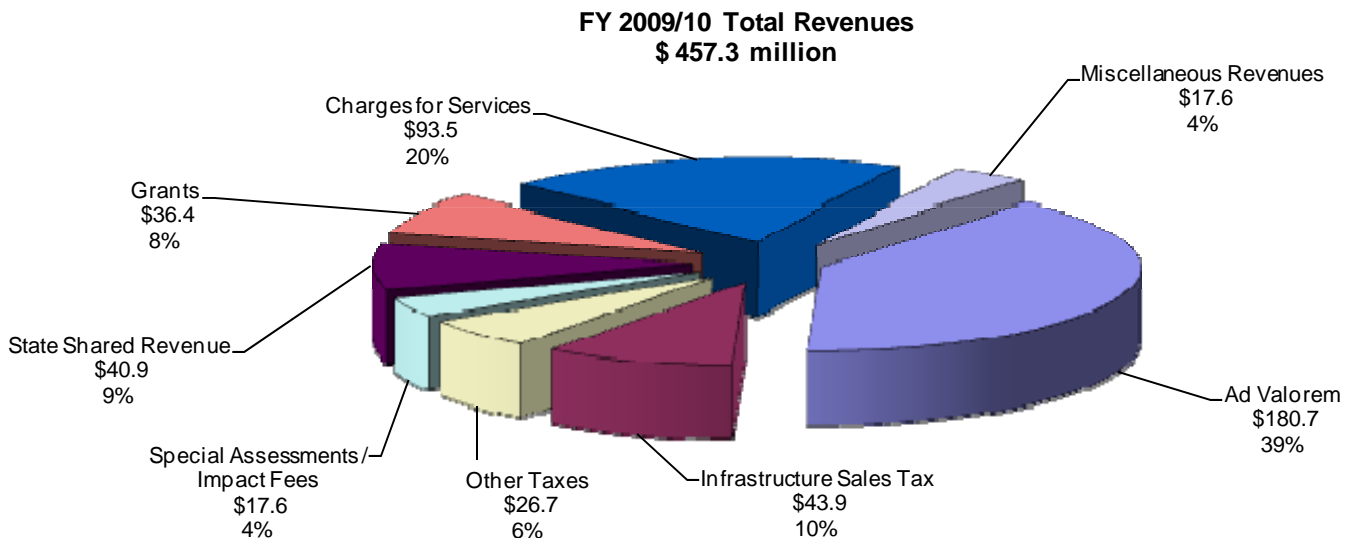


The Countywide budget for Seminole County is funded by a variety of different sources. Some of these sources are generated within the fiscal year they are utilized, while others are derived from previous fiscal years. Two charts have been selected to provide you with an overall view of the types of sources utilized for the annual budget, the funding amounts generated, and the percentages of the total budget reflected. Detailed descriptions of the types of sources represented are also included.

The chart below identifies all funding sources represented in the Countywide annual budget including beginning fund balance and transfers.



This second chart reflects total revenues which include current year collections and recurring sources of funding. Beginning fund balance and transfers are excluded from this view.



# Seminole County Government Countywide Sources of Funds

## ***Recurring sources of funding:***

**Ad Valorem** – A tax levied on the assessed value (net of any exemptions) of real personal property. This is referred to as “property tax”.

**Infrastructure Sales Tax** – A 1% surtax on the first \$5,000 of each item sold in Seminole County. Revenues are restricted to funding County and municipal transportation improvements and for the construction and renovation of schools. Only the portions related to transportation improvements are included in the County’s budget.

**Other Taxes** – Other tax revenues collected by the County, including gas taxes, utility taxes, tourist development taxes and other miscellaneous taxes.

**Special Assessments / Impact Fees** – A special assessment is a compulsory levy imposed on certain properties to defray part or all of the cost of a specific improvement or service deemed to primarily benefit those properties. An impact fee is financial contributions imposed by the County on developers or builders to pay for capital improvements within the community which are necessary to service/accommodate the new development.

**State Shared Revenue** - Revenues assessed and collected by the State of Florida, then allocated and returned to the Counties and Municipalities. The largest portion of State Shared Revenues is sales tax.

**Grants** - A contribution of assets (usually cash) by one governmental unit or other organization to the County for a specified purpose.

**Charges for Services** – These are charges for specific governmental services provided to specific individuals and entities. These charges include water and sewer services, landfill charges, building and permit fees, court costs and other such charges.

**Miscellaneous Revenues** – Other current year revenues not included in the categories listed above. These revenues include fines and forfeitures, interest received on investments held by the County and Excess Fees returned by Constitutional Officers.

## ***Other Sources:***

**Beginning Fund Balance** are estimated funds remaining from the previous fiscal year. These remaining funds are both unexpended appropriations and the previous year’s Reserves.

**Transfers** – Transfers between individual funds of a governmental unit which are not repayable and are not considered charges for goods or services. These represent a “double counting” of revenues, and correspond to an equal amount of interfund expenditures.



# Seminole County Government Countywide Summary of Sources

	FY 2007 Actual	FY 2008 Actual	FY 2009 Adopted	FY 2009 Amended	FY 2010 Adopted
<b>Taxes</b>					
311100 Ad Valorem-Current	195,453,872	192,802,714	191,986,896	191,215,557	180,210,022
311200 Ad Valorem-Delinquent	401,530	623,866	376,000	376,000	506,000
312120 Tourist Development Tax	2,431,739	2,315,773	2,325,000	1,890,000	3,000,000
312300 County Voted Gas Tax	2,224,888	2,194,586	2,200,000	2,000,000	2,000,000
312410 1 - 6 Cent Local Option Gas*	7,826,652	7,731,942	7,664,879	7,200,000	7,200,000
312410 Alternative Decal Fee*	3,122	2,851	0	0	0
312600 Discretionary Sales Surtax	40,535,008	37,616,346	46,011,485	39,480,090	43,946,893
313700 Franchise Fee-Solid Waste	117,626	1,460	0	0	0
314100 Utility Tax-Electricity	4,340,795	4,330,234	4,590,000	4,350,000	4,300,000
314300 Utility Tax-Water	995,336	806,792	925,000	925,000	876,000
314400 Utility Tax-Gas	208,416	219,188	225,000	225,000	225,000
314700 Utility Tax-Fuel Oil	4,040	1,385	1,000	1,000	1,500
315100 Communications Services	9,897,567	9,693,718	8,380,000	8,380,000	8,500,000
316100 Professional/Occupational	658,962	590,541	655,000	655,000	550,000
<b>Taxes</b>	<b>265,099,551</b>	<b>258,340,855</b>	<b>265,340,260</b>	<b>256,697,647</b>	<b>251,315,415</b>

<b>Licenses &amp; Permits</b>					
322100 Building Permits	2,351,206	2,241,593	2,200,000	1,300,000	1,300,000
322102 Electrical	168,934	138,014	140,000	100,000	105,000
322103 Plumbing	110,571	114,466	95,000	75,000	80,000
322104 Mechanical	116,471	110,037	90,000	80,000	85,000
322106 Wells	5,945	4,570	5,000	5,000	5,000
322107 Signs	24,840	22,377	23,000	23,000	25,000
322108 Gas	32,712	23,196	35,000	15,000	20,000
323700 Franchise Fees - Solid	0	86,198	95,000	95,000	70,000
324040 Impact Fees - Residential -	0	0	0	295,000	0
324041 Impact Fees - Commercial -	0	0	0	1,690,000	0
324110 Impact Fees - Residential -	0	0	100,000	60,000	60,000
324120 Impact Fees - Commercial -	0	0	125,000	50,000	50,000
324310 Impact Fees - Residential - Transportation	0	0	1,775,000	0	1,225,000
324320 Impact Fees - Commercial - Transportation	0	0	2,000,000	0	1,250,000
363400 Transportation Impact Fee	4,639,890	3,670,433	0	0	0
324610 Impact Fees - Residential - Library	0	0	35,000	35,000	10,000
324620 Impact Fees - Commercial - Library	0	0	40,000	0	20,000
325110 Special Assessment Capital	0	39,022	63,800	63,800	61,700
325210 Special Assessment Service	13,769,611	14,171,669	13,824,175	13,855,475	14,150,650
329170 Arbor Permit	16,090	4,596	10,000	10,000	4,500
329180 Dredge/Fill Permit	1,746	1,178	2,000	2,000	1,000
<b>Licenses &amp; Permits</b>	<b>21,238,016</b>	<b>3,358,921</b>	<b>6,796,000</b>	<b>17,754,275</b>	<b>18,522,850</b>

<b>Intergovernmental Revenue</b>					
331224 Sheriff-Federal Grants	517,790	280,373	175,177	1,079,631	183,397
331227 Erate Telecom Discnt Prog	37,831	26,348	32,500	32,500	32,500
331230 Emergency Management	890,019	655,787	68,535	263,078	172,461
331240 COPS Grants	200,220	0	0	0	0
331391 Other Physical Env Fed	0	0	0	635,250	24,000
331392 ARRA - Planning & Dev	0	0	0	250,000	247,250
331490 Trans Rev Grant	19,960	993,626	209,298	1,060,483	199,911
331491 Transportation-Federal	0	0	0	4,296,000	3,696,000
331500 Economic Env Grant	101,673	187,186	480,000	442,102	296,489
331510 Disaster Relief (FEMA)	103,749	4,568,407	0	0	0
331540 Community Developmnt Blk	3,418,177	2,662,057	5,256,774	4,876,597	5,477,728
331541 CDBG - Recovery	0	0	0	648,202	648,202
331550 Emergency Shelter Grant	105,252	106,251	106,525	106,525	106,258
331551 HPRP - Homelessness	0	0	0	991,180	991,180
331570 Neighborhood Stabilization	0	0	0	7,019,514	6,326,715
331590 HOME Program	1,345,590	1,770,501	3,309,899	3,023,062	2,698,616
331690 CSBG-Community Services	0	0	0	0	231,805
331691 ARRA - CSBG Recovery	0	0	0	378,321	378,321
331700 Culture Recreation	84,862	0	0	175,000	175,000
334164 Voter Education	0	137,587	40,000	198,294	40,000
334200 EMS Trust Fund Grant	124,496	31,640	532,528	537,284	663,784



# Seminole County Government Countywide Summary of Sources

	FY 2007 Actual	FY 2008 Actual	FY 2009 Adopted	FY 2009 Amended	FY 2010 Adopted
<b>Intergovernmental Revenue (continued)</b>					
334220 Public Safety Grant	180,864	138,700	1,980,549	1,997,529	181,679
334221 Sheriff-State Grants	4,033,337	5,527,008	3,332,353	4,886,195	3,269,094
334230 Emergency Management	0	0	0	21,507	0
334350 Sewer/Wastewater	0	369,281	0	0	0
334360 Stormwater Management	3,011,505	803,830	1,986,653	5,591,862	2,315,608
334365 Stormwater Mgmt-Howell	0	0	0	28,767	0
334370 Stormwater Retrofit BMP's	0	68,051	0	173,391	0
334390 Tank Inspection Grant	138,638	114,096	280,914	247,460	155,143
334392 Other Physical Environment	542,313	300,909	405,017	442,445	337,584
334490 Transportation Rev Grant	8,212,648	3,818,062	9,788,874	11,240,917	1,934,631
334510 Disaster Relief (state)	1,498,323	791,212	38,000	48,371	0
334691 HRS/CDD Contract	8,033	10,426	0	0	0
334695 Drug Abuse Grant	63,837	48,439	0	0	0
334696 Community Services-CSBG	234,598	231,979	230,521	246,352	0
334697 Mosquito Control Grant	0	0	35,000	33,821	0
334710 Aid To Libraries	228,337	217,413	200,000	200,000	200,000
334720 Florida Recreation Grant	1,255,850	0	411,892	411,892	408,296
334750 Environmental Protection	0	0	0	148,500	148,000
335120 State Revenue Sharing	9,023,123	8,355,604	8,500,000	6,815,000	6,815,000
335130 Insurance Agents License	118,882	126,633	120,000	120,000	120,000
335140 Mobile Home Licenses	31,507	31,006	50,000	50,000	31,000
335150 Alcoholic Beverage	133,928	121,585	150,000	150,000	125,000
335160 Sales & Use Tax	446,500	446,500	446,500	446,500	446,500
335180 Half-Cent State Sales Tax	24,879,717	22,787,521	23,250,000	18,675,000	18,500,000
335210 Firefighters Supplement	75,102	77,241	75,000	75,000	75,000
335220 E911 Wireless	0	0	1,340,000	1,340,000	1,360,000
335225 E911 Telephone	0	0	1,200,000	1,200,000	1,000,000
335231 Hazardous Material	-1,638	0	11,000	11,000	11,000
335491 Constitutional Gas Tax	3,819,742	3,646,293	3,742,461	3,405,000	3,405,000
335492 County Gas Tax	1,664,657	1,583,885	1,632,300	1,550,000	1,550,000
335493 Motor Fuel Tax	180,357	155,947	200,000	200,000	155,000
335691 Choose Life Plate Fees	23,558	21,335	25,000	25,000	22,000
335710 Boating Improvement Fees	100,552	89,781	100,000	100,000	85,000
335910 SHIP Program	3,084,060	6,103,787	9,404,110	10,042,166	7,208,479
337100 Economic Incentive	0	23,025	15,525	15,525	96,025
337900 Local Grants & Aids	706,641	237,124	9,403,553	9,535,104	2,332,399
338410 Tax Increments-Cities	880,445	1,000,029	1,055,597	1,055,597	916,342
338420 Tax Increments - County	1,433,399	686,710	1,410,930	1,410,930	1,469,557
<b>Intergovernmental Revenue</b>	<b>72,958,433</b>	<b>69,353,175</b>	<b>91,032,985</b>	<b>107,953,854</b>	<b>77,262,954</b>

## Charges For Services

341160 Recording Fees \$2 County*	1,413,506	751,052	860,000	450,000	425,000
341200 Zoning Fees	550,624	373,917	525,000	525,000	300,000
341210 Internal Service Fees	7,423,272	7,571,356	8,736,225	8,736,225	7,169,813
341320 School Admin Fee	0	70,854	50,000	50,000	65,000
341350 Administrative Fees	46,997	1,600	200	200	400
341351 Admin Fee - Solid Waste	2,308,875	711,000	775,795	775,795	660,000
341352 Admin Fee - Fire	2,467,850	2,470,000	2,602,056	2,602,056	2,230,000
341354 Admin Fee - Water and	689,275	2,400,000	2,225,498	2,225,498	1,500,000
341355 Admin Fee - Development	0	160,000	157,425	157,425	260,000
341356 Admin Fee - Tourist	40,000	142,500	118,750	118,750	70,000
341357 Admin Fee - Solid Waste (MSBU)	333,025	528,000	624,000	624,000	630,000
341358 Admin Fee - Street Lighting	100,460	94,000	119,500	119,500	85,000
341359 Admin Fee - MSBU Funds	15,094	9,930	8,290	8,290	15,600
341360 Admin Fee - Stormwater	0	0	0	0	175,000
341361 Admin Fee - 50100 Self	0	0	0	0	55,000
341362 Admin Fee - 50200 Self	0	0	0	0	65,000
341520 Sheriffs Fees	349,466	53,746	376,100	376,100	584,500
341910 Addressing Fees	34,115	20,820	35,000	35,000	10,000
342100 Reimbursement - Sheriff	1,964,401	2,233,888	1,554,709	1,554,709	1,629,755
342320 Housing of Prisoners	2,065,629	2,089,481	1,925,021	1,925,021	2,288,550
342330 Inmate Fees	348,211	579,783	357,000	357,000	372,000
342390 Housing Of Prisoner-Other	40,995	41,142	30,000	30,000	30,000
342410 E911 Telephone Fees	1,192,196	1,356,062	0	0	0
342420 E911 Cellular Phone Fees	1,383,112	1,429,749	0	0	0
342510 Inspection Fee - Fire	3,245	2,905	2,500	2,500	1,000



# Seminole County Government Countywide Summary of Sources

	FY 2007 Actual	FY 2008 Actual	FY 2009 Adopted	FY 2009 Amended	FY 2010 Adopted
<b>Charges For Services (continued)</b>					
342515 Inspection Fee -	176,014	85,224	125,000	125,000	12,600
342516 After Hours Inspections	61,048	44,715	45,000	25,000	35,000
342530 Sheriff - Iron Bridge	182,400	0	185,400	185,400	190,000
342560 Engineering	800,446	395,768	660,000	660,000	230,000
342590 Reinspections	316,336	217,051	350,000	250,000	265,000
342610 Ambulance Transport Fees	3,140,024	3,909,708	3,300,000	3,300,000	4,000,000
342630 Fire Service Fees	1,919	0	0	0	0
342910 Inmpound/Immobilization	23,750	29,825	25,000	25,000	25,000
342920 Supervisor - Pay	37,600	38,271	35,000	35,000	35,000
343310 Water Utility-Residential	18,042,000	16,939,452	18,135,952	17,415,952	21,445,800
343320 Water Utility - Bulk	45,714	44,014	49,605	79,605	78,900
343330 Meter Set Charges	97,454	89,598	300,000	90,000	96,000
343340 Meter Reconnect Charges	204,825	272,014	155,000	270,000	290,000
343350 Capacity Maintenance-Water	5,841	6,178	10,200	10,200	6,000
343360 Recycled Water - Bulk	195,632	141,856	874,503	374,503	514,200
343370 Reclaimed Water/Residential	0	0	398,441	398,441	0
343412 Transfer Station Charges	11,455,572	11,546,182	11,362,509	9,766,000	10,800,000
343414 Osceola Landfill Charges	1,520,352	1,108,744	1,266,003	912,800	982,000
343417 Recycling Fees	1,611,207	1,807,781	1,155,688	846,000	624,000
343419 Other Landfill Charges	8,960	8,280	12,000	4,000	12,000
343510 Sewer Utility - Residential	17,943,449	18,395,647	22,301,762	21,201,762	23,221,700
343520 Sewer Utility - Bulk	2,838,052	2,897,750	1,742,500	2,477,500	3,300,000
343550 Capacity	13,693	14,405	22,000	22,000	14,400
343900 Other Physical Env Fees	525	808	0	0	0
343901 Reimbursements - Tower	49,101	46,583	40,000	40,000	40,000
343902 Reimbursements - Fiber	15,300	12,600	25,000	25,000	25,000
343903 Reband 800 MHZ	22,870	0	45,000	45,000	67,870
343904 Charges for Services - Other	0	9,500	0	20,000	41,000
344910 Signals Charge for Service	0	0	632,950	632,950	632,950
344920 Fiber - Charge For Srvices	0	0	212,000	271,940	282,000
346400 Animal Control	244,821	250,972	225,000	225,000	250,000
347200 Parks and Recreation	887,892	1,203,292	1,192,835	1,192,835	1,190,000
348880 Supervision - Probation	782,699	734,862	824,000	824,000	824,000
351101 \$65 Add'l Court Cost	550,592	558,696	0	0	0
348921 Court Innovations / Local	0	0	141,625	141,625	141,625
348922 Legal Aid	0	0	141,625	141,625	141,625
348923 Law Library	0	0	141,625	141,625	141,625
348924 Juvenile Alternative	0	0	141,625	141,625	141,625
348930 Facilities Fee-County State	1,253,887	1,257,330	1,320,000	1,250,000	2,300,000
348931 Traffic Surcharge	260,655	308,315	295,000	295,000	275,000
349100 Service Charge-Agencies	491,506	509,226	1,131,845	1,131,845	567,121
349200 Concurrency Review	73,716	39,003	60,000	60,000	35,000
<b>Charges For Services</b>	<b>86,126,199</b>	<b>78,634,572</b>	<b>83,245,348</b>	<b>85,727,302</b>	<b>91,895,659</b>

## Fines & Forfeits

351103 Crime Prevention Program	131,259	117,127	195,000	195,000	115,000
351150 Traffic-Parking	30,463	26,194	0	0	25,000
351700 Intergovt Radio Program	701,280	724,958	721,412	721,412	721,412
351900 Police Education	273,335	279,177	244,528	244,528	244,528
351910 Confiscations	145,157	186,443	0	0	0
352100 Library	158,976	154,270	164,800	164,800	164,800
354200 Code Enforcement	82,077	48,676	33,000	33,000	65,000
359100 Pretrial Intervention	269	78	0	0	0
359901 Adult Diversion	305,938	374,084	200,000	200,000	350,000
359902 Community Svc Insurance	12,449	14,791	10,000	10,000	10,000
359903 Adult Drug Court	10,242	7,974	0	0	0
<b>Fines &amp; Forfeits</b>	<b>88,803,520</b>	<b>2,800,783</b>	<b>1,863,740</b>	<b>88,782,887</b>	<b>1,695,740</b>



# Seminole County Government Countywide Summary of Sources

	FY 2007 Actual	FY 2008 Actual	FY 2009 Adopted	FY 2009 Amended	FY 2010 Adopted
<b>Miscellaneous Revenue</b>					
361100 Interest On Investments	36,369,546	24,989,163	10,218,983	10,024,008	5,974,958
361130 Interest - Condemnations	18,281	8,851	20,000	20,000	7,000
361132 Interest - Tax Collector	0	336,408	247,225	247,225	12,409
361133 Interest - Sheriff	616,145	359,824	425,000	425,000	75,000
361200 Interest-State Board Adm	8,933	3,458	0	0	0
362100 Rents And Royalties	42,912	45,542	41,000	41,000	51,250
363220 Fire/Rescue Impact Fee	229,762	258,178	0	0	0
363230 Impact Fee-Physical Envmt	2,000	840	0	0	0
363270 Culture/Recrtn Impact Fee	82,360	87,514	0	0	0
364100 Fixed Asset Sale Proceeds	577,608	613,220	85,000	85,000	120,000
364200 Insurance Proceeds	2,365,745	2,250,643	910,000	1,035,486	755,000
365101 Methane Gas Sales	50,000	52,986	393,700	145,500	288,000
366100 Contributions & Donations	11,629,069	5,128,510	1,324,242	1,354,273	727,302
366101 Contributions/Port Authority	1,000,000	950,000	1,000,000	1,000,000	500,000
366150 Proportionate Share	760,300	346,575	1,740,682	1,740,682	0
366270 Memorial Tree Donations	1,740	2,080	0	0	0
366400 Water/Sewer Connection	4,748,696	2,909,554	3,618,000	1,133,000	740,000
367110 Competency Certificate -	32,605	22,155	26,000	26,000	35,000
367160 Process Server Licenses	1,635	1,950	1,500	1,500	1,500
369100 Tax Deed Surplus	279,427	0	0	0	0
369900 Miscellaneous-Other	2,299,752	2,272,580	385,500	375,500	385,550
369910 Copying Fees	93,730	64,104	60,000	55,000	55,000
369911 Maps and Publications	2,006	1,228	5,600	5,600	1,000
369912 Miscellaneous Sheriff	1,128,223	639,664	572,538	572,538	605,000
369920 Miscellaneous - Elections	930	6,484	6,500	6,500	6,500
369921 Advertising	0	16,482	0	0	0
369922 Sales Commission	41	30	0	0	0
369923 Registrations	0	350	0	0	0
369930 Reimbursements	160,672	625,800	960,000	960,000	857,481
369940 Reimbursements - Radios	194,951	87,979	210,000	210,000	210,000
<b>Miscellaneous Revenue</b>	<b>62,697,069</b>	<b>66,454,973</b>	<b>42,737,859</b>	<b>19,463,812</b>	<b>11,407,950</b>
<b>Other Financing Sources</b>					
381100 Transfer	53,669,896	34,064,239	23,503,920	33,764,472	18,703,787
386200 Excess Fees-Clerk	450,386	26,983	0	0	0
386300 Excess Fees-Sheriff*	1,846,951	1,729,177	0	0	0
386400 Excess Fees-Tax Collector*	6,827,958	3,454,391	4,565,000	4,565,000	5,250,000
386500 Excess Fees-Prop Appraiser	69,166	11,808	0	0	0
386700 Excess Fees Supervisor of Elections*	355,041	1,048,519	0	0	0
<b>Other Financing Sources</b>	<b>63,219,398</b>	<b>40,335,117</b>	<b>28,068,920</b>	<b>38,329,472</b>	<b>23,953,787</b>
<b>Other Sources</b>					
399999 Beginning Fund Balance	507,899,043	715,254,275	467,962,283	632,213,763	409,364,273
<b>Other Sources</b>	<b>507,899,043</b>	<b>715,254,275</b>	<b>467,962,283</b>	<b>632,213,763</b>	<b>409,364,273</b>
<b>Report Grand Total</b>	<b>1,168,041,229</b>	<b>1,234,532,671</b>	<b>987,047,395</b>	<b>1,160,916,443</b>	<b>885,418,628</b>

## Seminole County Government HISTORY OF MAJOR REVENUE SOURCES



**Ad Valorem Tax** - Ad valorem tax is a property tax based on a millage rate applied to each thousand dollar increment of taxable real estate and tangible personal property value. Each year, the Property Appraiser's Office determines the property values on the tax roll as of January 1st and certifies the just market value less exemptions to each taxing authority by July 1. In compliance with Florida laws and "Truth in Millage" requirements, taxing authorities determine the "millage" or "property tax" rates to be levied within their jurisdiction based on the Property Appraiser's certification of taxable values and the revenue required to fund the annual budget.

The Seminole County Board of County Commissioners adopts the Countywide Operating, Unincorporated Road Municipal Service Taxing Unit (MSTU), and County/Municipal Fire MSTU millage rates. In addition, the BCC determines the county-wide voter approved debt service millage necessary to repay bonds issued to acquire natural/environmental lands and to construct a county-wide trails system. Because of early payment discount incentives up to 4% authorized by Florida Statute and other tax roll adjustments resulting from Value Adjustment Board decisions, only 96% of ad valorem taxes levied are budgeted and historically collected.

Ad Valorem taxes are the largest source of revenue for Seminole County generating approximately 40% of all current revenue. FY 2009/10 property taxes account for \$132.9M in proceeds to the General fund; \$42.4M to the County/Municipal Fire Fund; \$1.5M to the Transportation Trust fund; and \$4.0M to the Limited General Obligation Bond debt service fund.

Prior to FY 2007/08, countywide property tax rates in Seminole County remained unchanged for 8 years at 4.9989 mills and for 13 years in the unincorporated area at 2.7562 mills. Only the voted debt service tax rate, currently at 0.1451 mills has varied annually based on amounts needed to meet principal and interest payments on voter approved debt. With minimal changes in the debt service tax rates and constant countywide and unincorporated tax rates, the following history of ad valorem tax revenue represents property valuation growth through FY 2006/07 which averaged approximately 13% annually for both the countywide and unincorporated areas.

Implementation of HB1B Property Tax Reform in FY 2007/08 resulted in an aggregate .9606 mill reduction for BCC taxing districts. The General fund and Unincorporated Road MSTU property tax rates were adopted at the State maximum millage rate of 5% below the rolled back rate adjusted for Community Redevelopment Districts (CRA). The Fire/Rescue MSTU was set at 3% below the adjusted rolled back rate, the State maximum millage rate for MSTU's whose predominant function is the provision of emergency medical or fire rescue service. Although, countywide taxable value grew by 12.8% in FY 2007/08, a decrease of \$2.4M in property tax revenue was realized due to the decrease in tax rates. Based on maintaining the prior year tax rates, the true loss of property tax revenue associated with HB1B implementation was \$26.9M.

In FY 2008/09, the countywide and road district millage rates were increased by a total of .1614 mills to reflect the change in Florida Per Capita Personal Income pursuant to HB1B legislation while the Fire millage remained unchanged from the FY 2007/08 adopted rate. Although the aggregate tax rates increased slightly in FY 2008/09, the budgeted ad valorem tax revenue declined by approximately \$1.8M. A decrease of \$6.3M in ad valorem tax revenue was due to lower property valuations from declining market conditions and Amendment 1 exemptions. This decrease was offset in part by the addition of the City of Winter Springs to the Fire/Rescue MSTU which generated \$4.5M in ad valorem revenue for fire services provided to the city. After experiencing extraordinary growth in taxable valuation for the three years prior, the 2008 county-wide gross taxable value decreased by 5.6% due to the impact of Amendment 1 exemptions and the initial financial market crisis and housing bubble burst.



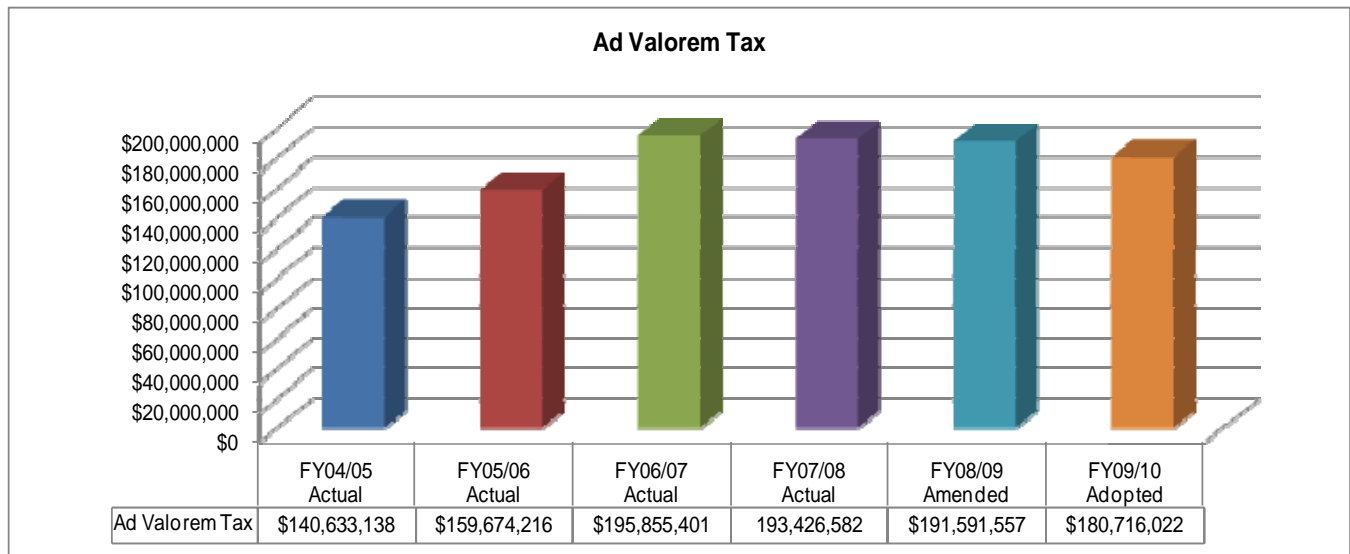
## Seminole County Government HISTORY OF MAJOR REVENUE SOURCES



Amendment 1, approved by Florida voters on January 29, 2008, provided for an additional \$25K modified homestead exemption, portability of up to \$500,000 in assessed valuation under the Save Our Homes program, a \$25K tangible personal property exemption, and placed a cap of 10% per year on increases in non-homesteaded properties. Amendment 1 exemptions accounted for a 7.83% decrease in the countywide taxable value in FY 2008/09. With growth in reappraisals of only 0.13% and new construction of 2.12%, the countywide taxable value overall decreased by 5.58%. The County's unincorporated and Fire/Rescue MSTU tax base, exclusive of Winter Springs, experienced a similar decrease.

In FY 2009/10, the countywide property tax rate was increased by .3847 mills over the prior year rate to 4.9000 mills. The increase in the General countywide tax rate was needed to insure long term fiscal sustainability by offsetting in part the impact of an unprecedented 12.26% decline in the countywide taxable property value and losses in other major revenue sources adversely impacted by the economic recession. The Unincorporated Road MSTU (.1107 mills), County/Municipal Fire District MSTU (2.3299 mills) and voted debt service millage (.1451 mills) rates remained unchanged from the prior year adopted ad valorem tax rates.

Although the countywide tax rate was increased by .3847 mills in FY 2009/10, in aggregate, Seminole County will generate \$10.9M less in ad valorem taxes than budgeted in FY 2008/09 due to the decline in taxable valuation.



## Seminole County Government HISTORY OF MAJOR REVENUE SOURCES

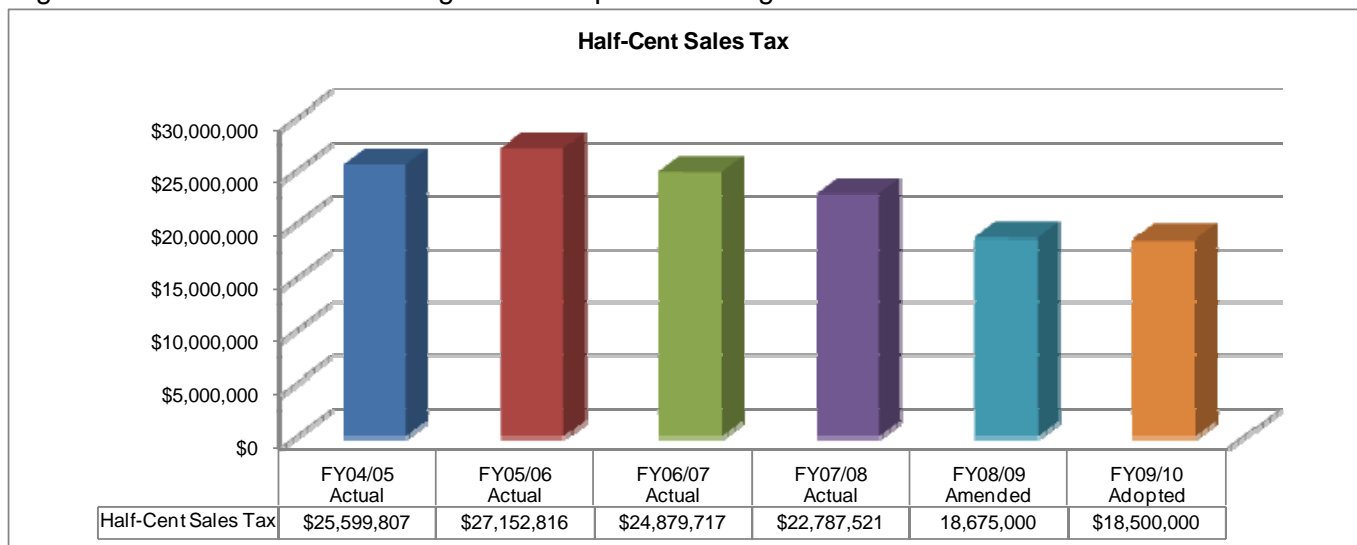


Half-Cent Sales Tax - The Half-Cent Sales Tax Program is the largest among state shared revenue sources. It is funded by 8.814 percent of net sales tax proceeds derived from the state 6 cent sales tax. Ordinary distributions to counties and municipalities is determined based on a statutory formula that is population driven. The primary purpose of the State Half-Cent Sales Tax Program is to provide relief from ad valorem and utility taxes in addition to providing revenues for local programs.

In July 2004, the percentage of state sales tax revenue shared with local governments was reduced from 9.653% to 8.814% to provide for Article V funding of the state court system. The change redirected growth in the half-cent sales tax revenue so that local governments were held harmless relative to FY 2003/04 receipts. FY 2004/05 marked the first full year of sales tax distributions at the lower rate and the annualized impact was estimated at about \$1.2M. Actual growth of \$1.3M in half-cent sales tax revenue in FY 2004/05 was greatly attributed to repair and reconstruction efforts associated with the 2004 hurricanes (Charley, Frances and Jeanne). In FY 2005/06, half-cent sales tax revenue peaked in Seminole County at \$27.2M as most hurricane repairs were being completed and Florida was at the height of the housing boom.

Although the worst economic recession since the 1930's officially began in December 2007, the impact to Seminole County's half-cent sales tax revenue was initially realized during the last quarter of FY 2005/06. Sales tax revenue in Seminole County began a spiraling trend in August 2006 that has continued through FY 2008/09. In FY 2006/07, a slowing in construction and business investments, auto related sales and consumer durables contributed to a \$2.3M drop in half-cent sales tax revenue with an additional decline of \$2.1M experienced in FY 2007/08.

The housing bubble burst, financial market crisis, and record high energy costs of 2008 sparked a global recession that devastated consumer wealth and confidence. Consumers concerned about their financial future are not spending on big ticket items due to rising unemployment that reached 11.3% (September 2009) in Florida for the first time in 34 years; the number of home foreclosures and bankruptcies; and the unstable financial markets riddled with government bailouts and bankruptcies of major corporations such as Bear Stearns, Fannie Mae/Freddie Mac, A.I.G., Citigroup, Lehman Brothers and General Motors. In FY 2008/09 half-cent sales tax revenue is estimated at \$4.1M or 18% below the prior year receipts. FY 2008/09 has marked the third straight year of declining sales tax revenues with receipts dropping to FY 1998/99 levels. FY 2009/10 half-cent sales tax is estimated at \$18.5M with no growth expected over FY 2008/09 budgeted revenue. Revenue projections for the half-cent sales tax are at an 11 year low and more than \$8.6M below the FY 2005/06 peak revenue year. A slight decline and/or flat revenue growth is expected through FY 2012/13.

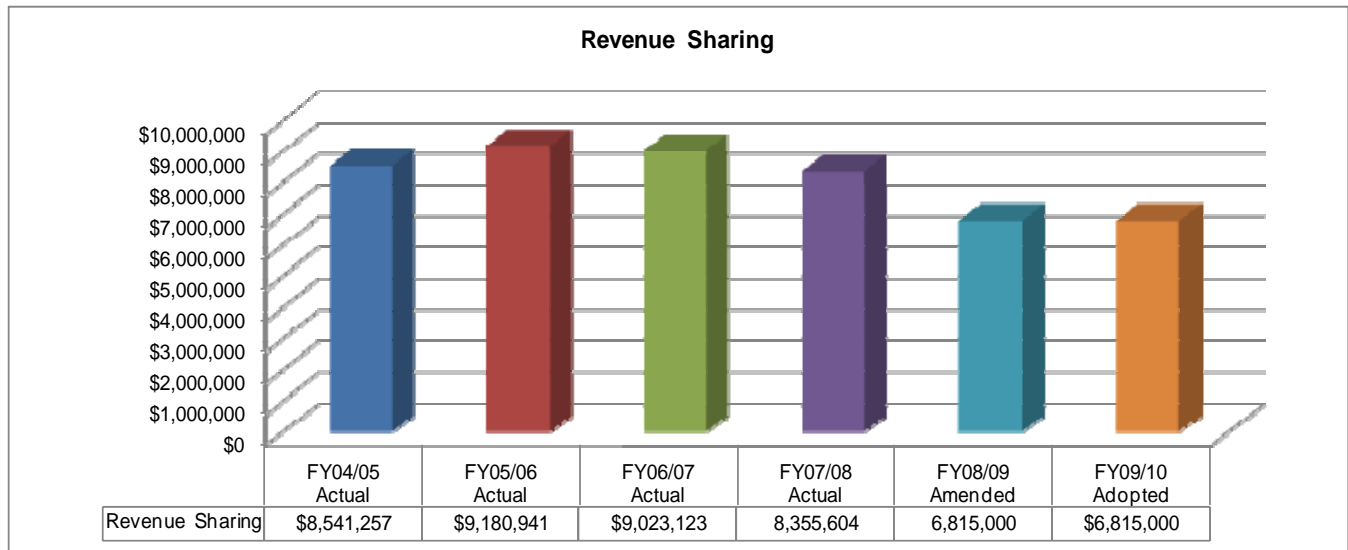


## Seminole County Government HISTORY OF MAJOR REVENUE SOURCES



State Revenue Sharing - The State Revenue Sharing Program for Counties is administered by the Department of Revenue and receives 2.9% of net cigarette tax collections and 2.044% of sales and use tax collections. An apportionment factor predicated on equally weighted factors of county population, unincorporated population and county sales tax collections determines a county's share of the trust fund. State Revenue Sharing funds are largely dependent upon sales tax collections as a funding source and has followed similar revenue trends as the Half-Cent Sales Tax as FY 2009/10 revenue is expected to remain flat to FY 2008/09 receipts.

Although the cigarette tax accounts for only 2.93% of the total State Revenue Sharing program, an increase in Florida's cigarette tax from \$0.34 to \$1.34 per pack beginning July 1, 2009 may adversely impact the FY 2009/10 State Revenue Sharing Program should cigarette sales decline greatly. The \$1 tax increase is earmarked for State Health Care programs and does not increase proceeds to the County Revenue Sharing Program.

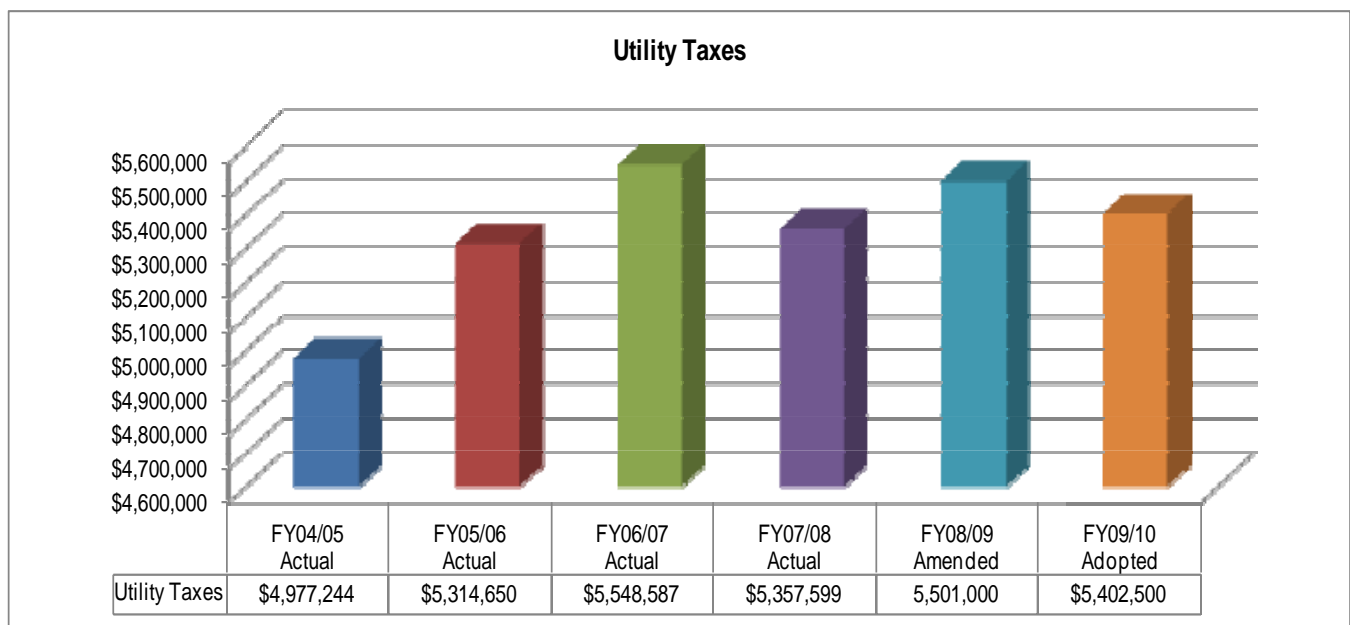


## Seminole County Government HISTORY OF MAJOR REVENUE SOURCES



Utility Taxes - A 4% public service utility tax is assessed on electricity, water, natural gas, and propane purchases in the unincorporated area of Seminole County. In addition, a \$0.016 tax is imposed on each gallon of fuel oil sold. As compensation for keeping records and collection of taxes, the seller may retain one percent of the amount of taxes collected.

Utility tax revenues are comprised of \$4.3M or 80% from electricity; \$876,000 or 16% from water; and \$226,500 or 4% from natural gas and fuel oil. Utility tax revenues have remained relatively flat since FY 2005/06 and are projected to remain so in FY 2009/10 at \$5.4M. Electric rate adjustments in recent years have been primarily attributed to increases in the fuel adjustment charge which is not subject to the Public Service Tax. The Public Service Commission has received a request from both Florida Power and Light and Progress Energy for increases in the base utility rate of about 30%. The PSC decision on the increase has been delayed until January 2010. This increase has not been anticipated in the estimated revenue for FY 2009/10.

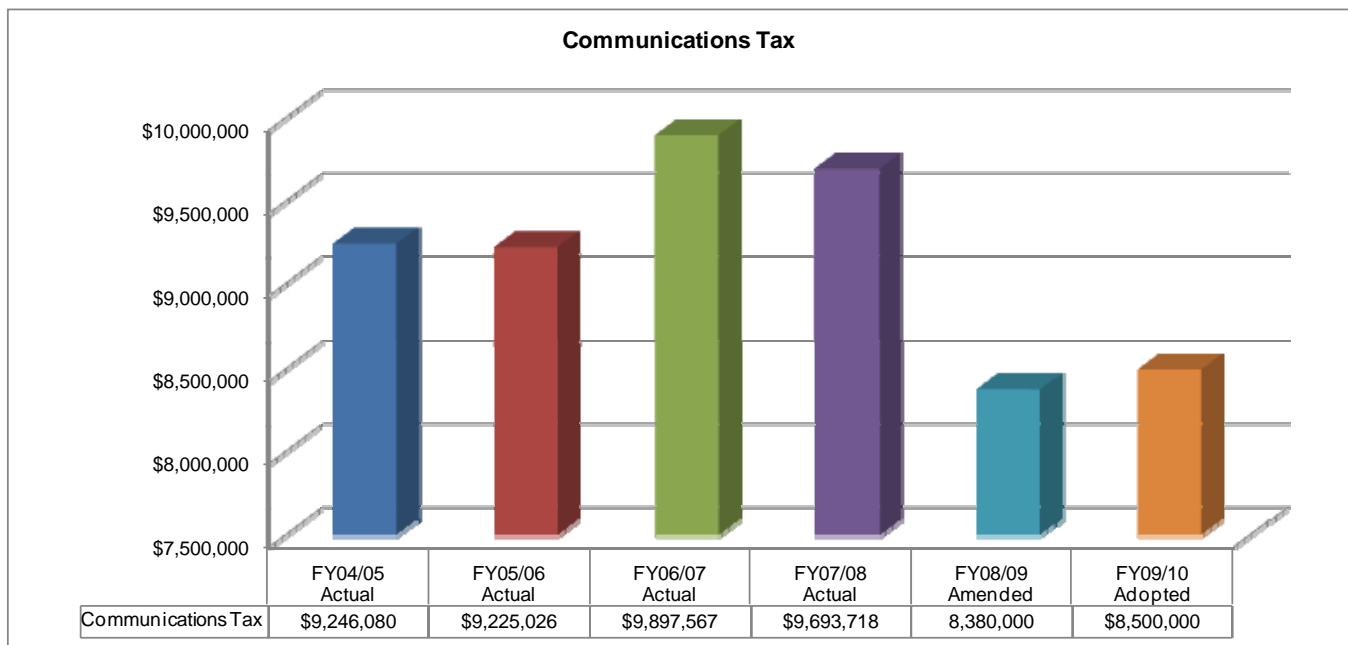


## Seminole County Government HISTORY OF MAJOR REVENUE SOURCES



**Communication Service Tax** - The Communications Service Tax is a 5.12% tax assessed in unincorporated Seminole County for services encompassing all voice, data, audio, video, or any other information or signals, including cable services that are transmitted by any medium. The tax is imposed on retail sales of communication services which originate and terminate in the State of Florida and are billed to an address in unincorporated Seminole County. The State Department of Revenue administers collections and distributes funds to counties less an administrative fee of up to 1 percent of the total revenue generated for all taxing authorities.

In FY 2007/08, the Department of Revenue completed audits of various communication service providers that resulted in Seminole County owing \$1.9M to other jurisdictions for communication service taxes received in error over the prior three years. These errors were primarily due to address listings utilized by service providers. Pursuant to Florida Statutes 202.18(3)(c)3, DOR will reimburse the \$1.9M owed from future collections on a prorated basis over the same three year period in which the errors occurred. These reimbursements began in April 2009, however adjustments by the service providers to correctly distribute future revenue began in May 2008 resulting in an FY 2007/08 decrease in CST revenue of 2% or \$203,849 from prior year collections. The FY 2008/09 current budgeted revenue reflects the change in distributions as well as the anticipated reimbursements. A 1.4% or \$120,000 growth in revenue is projected for FY 2009/10 as collections return to more normal trends.

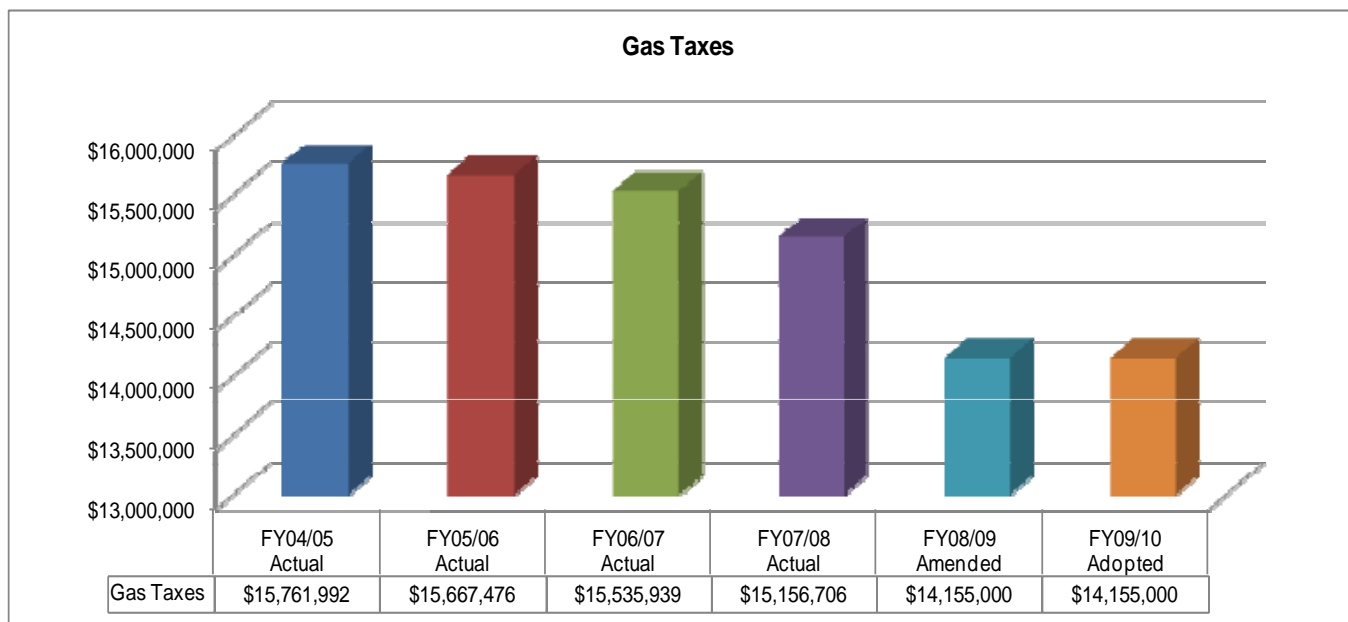


## Seminole County Government HISTORY OF MAJOR REVENUE SOURCES



Gas Taxes - Seminole County receives four separate gas tax revenues that are restricted in use for transportation related activities . Levied locally on motor and diesel fuel, the Local Option Gas Tax (LOGT) is a 6¢ levy which supports local transportation expenditures and related bonds. Also levied locally on motor and diesel fuel, the 9th Cent Gas Tax, initiated in FY 1993/94, is a tax used to support mass transit. The State levies on motor fuel only and distributes to the various Counties, a 1¢ County Gas Tax that is used to support local roads, and the 2¢ Constitutional Gas Tax that is used to support debt service requirements on local bonds and to finance activities related to secondary State roads transferred to County control.

The recession and rising cost of gasoline at the pump has caused consumers to conserve gasoline usage. Florida gas taxes are based on gallons sold and not the price at the pump. Historical activity in recent years shows about 227M gallons of combined motor and diesel fuel sold annually in Seminole County. Gas sales however dropped to 223M gallons in FY 2007/08 as prices exceeded \$4 per gallon at the pump and the economic recession was officially recognized. In response, motorists drive less and stay closer to home. Although gas prices returned to more normal levels in early FY 2008/09 gas tax revenue has fallen below FY 2007/08 levels with a 6.6% or \$1.0M decline in collections. This decline is attributed to the economy with fewer motorists on the roads due to rising unemployment, tourism declines, decreased business travel and Florida realizing a net loss in population for the first time since the 1940's. FY 2009/10 gas tax revenue is projected to remain flat to FY 2008/09 with no growth expected.



## Seminole County Government HISTORY OF MAJOR REVENUE SOURCES



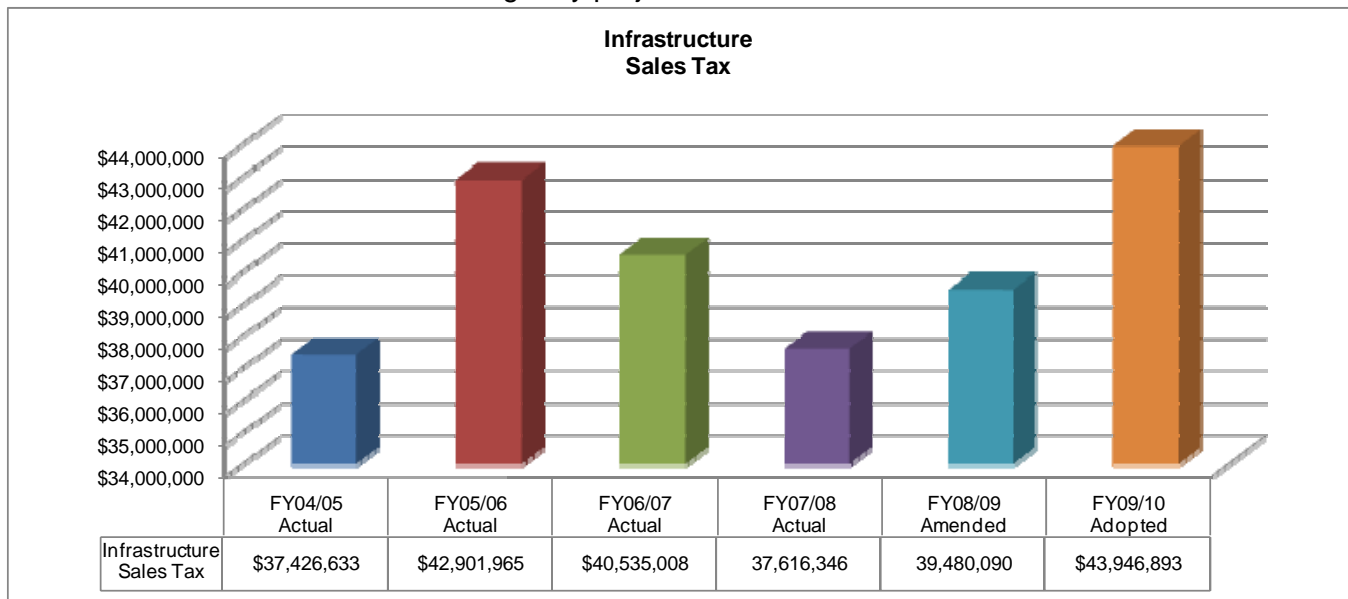
Infrastructure Sales Tax 2001 - A second generation 1 cent sales surtax on the first \$5,000 of each item sold in Seminole County, as specifically provided in Florida Statutes. The citizens' of Seminole County approved a referendum on September 4, 2001 renewing the 1991 local option sales tax. Revenues are restricted to funding county and municipal transportation improvements and for the construction and renovation of schools. Pursuant to interlocal agreement, the School Board receives 25% of the overall net revenues collected during the life of the surtax; the County receives 37.5% for major road projects; and the remaining 37.5% of the overall net revenues is shared between the County (23.28%) and municipalities (14.22%) for local roads. Seminole County's total share of the Infrastructure Sales Tax revenue is 60.78%. The tax is effective for a period of ten years which began January 1, 2002 and will end on December 31, 2011.

The historical Infrastructure Sales Tax Revenue illustrated on this page represents Seminole County's share only.

Seminole County and School Board entered into a separate interlocal agreement in which the School Board received forward funding through December 31, 2004 for school projects while the County agreed to receive the majority of its transportation share of the Infrastructure Sales Tax revenue in the latter years of collection. To date, there have been three rate adjustments between Seminole County and the School Board to insure the County receives 60.78% of the overall net revenue and the School Board receives 25% pursuant to the original interlocal agreement. To offset declining sales tax revenue that began in FY 2006/07, an additional rate adjustment will be needed on January 1, 2010 that will increase the County share by 4.9% for a revised monthly distribution share of 88.68%.

As previously stated, the charted revenue is based on Seminole County's share of revenue generated from the adjusted distribution rates. Gross Infrastructure Sales Tax revenue collections have experienced a similar decline in revenue as the half-cent sales tax with a loss of 5.5% or \$3.9M in FY 2006/07; a 7.2% or \$4.8M decrease in FY 2007/08 and an estimated \$7.9M or 12.75% decrease in FY 2008/09. FY 2009/10 gross infrastructure sales tax revenue is projected at \$54.0M with no anticipated growth. The FY 2009/10 County share of infrastructure sales tax estimated at \$43.9M is based on the increased distribution rate of 88.68%.

Although revenue has dropped significantly since FY 2006/07, the total gross revenue generated by the 2001 Infrastructure Sales Tax in Seminole County after 10 years of collection is estimated at \$587.2M which is 9.8% or \$52.8M more than originally projected.

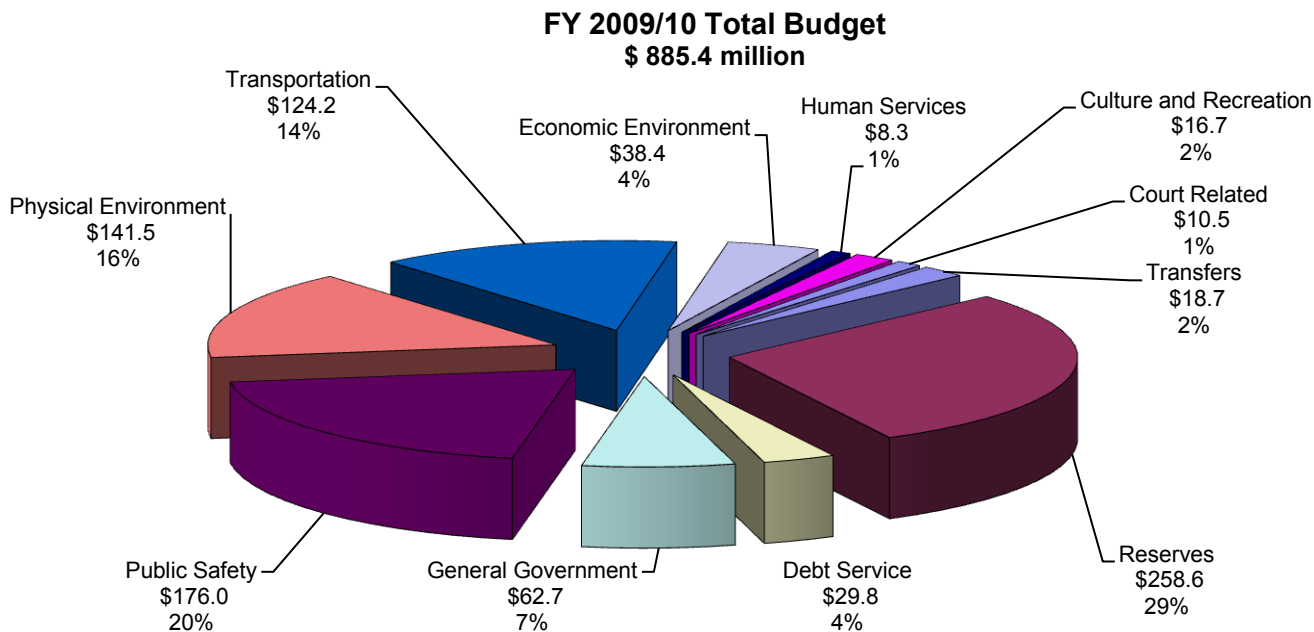


# Seminole County Government Countywide Uses of Funds

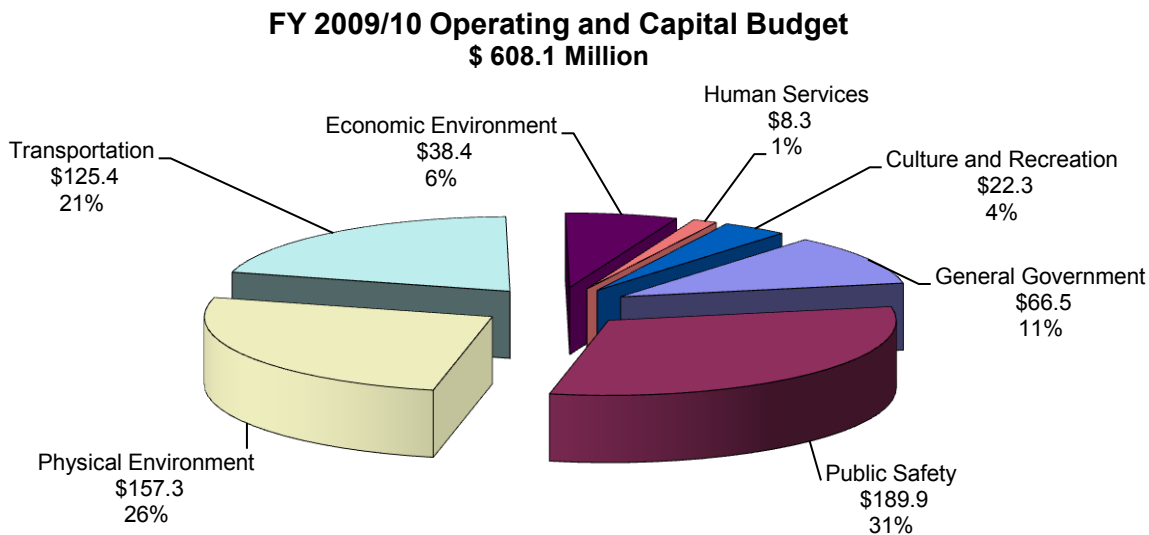


The County utilizes revenues collected and other sources to support a variety of governmental activities. The charts below demonstrate the allocation of the County's budget.

This chart identifies the Countywide total budget by State-designated use or appropriation category, which includes Court Related activities, transfers, debt service, and reserves.



This second chart identifies the County's Operating and Capital Budget, reflecting the expenditure budget by the category of Governmental Services provided to citizens. Reserves and transfers are excluded from this view and debt service is appropriately included as part of the governmental service area the debt has been incurred. Court Related expenditures are combined with Public Safety.





## Seminole County Government Countywide Uses of Funds



Explanations for each State-designated use category is detailed below:

### ***Governmental Services:***

**Public Safety** – Nearly \$99M is allocated for law enforcement and jail operation/facility, including \$5M for radio communication services (inclusive of several cities). Approximately, \$67M is for fire/rescue, 911, and other emergency service operations. Services related to assuring homes and commercial facilities are safe for the citizens are allocated slightly less than \$3M under the Building Program. Funding is also provided for juvenile detention, probation officers, animal services and the Medical Examiner.

**General Government** – \$17M is allocated to the Constitutional Officers for tax collection, property appraisals, elections, and accounting of the Board's operations. Approximately \$7M is provided for the acquisition of land for future use, renovation of the Health Department, and constructing a memorial for fallen officers. A substantial portion of the \$13M designated for facilities and property management is required for the maintenance of mature buildings. Over \$9M is allocated for insurance on buildings/property/vehicles and paying for workers compensation claims and other general liability obligations. Approximately \$4M is for planning and development services. \$4M is committed to Community Redevelopment projects in Seminole County. The remaining allocation is dedicated to business needs internal to managing the county: county administration, human and financial resources, legal affairs, and technology.

**Court-Related** – The County provides support for the State's Court System. Approximately \$5M is dedicated annually for debt associated with improvements that were made to the court facilities, as well as \$2M for maintaining the facilities and providing technology services. Additionally, over \$4M is provided to the Sheriff to provide security for the judges. The remaining funding is allocated to other court-related programs such as Prosecution Alternatives for Youth, Teen Court, Legal Aid, Law Library and training for Guardian Ad Litem volunteers who represent abused, abandoned or neglected children.

**Culture and Recreation** – Nearly \$7M is allocated to the County Library System. Approximately \$10M is allocated to nature preservation through parks/trails/natural lands, and the provision of recreational programs.

**Transportation** – Nearly \$102M is designated to road related capital projects (see Projects Section for detail of all projects). Over \$8M is allocated to repairing/maintaining roads, right-of-ways, medians, and stormwater infrastructure. Approximately \$7M is provided for traffic operations to include items such as signals, roadway stripping, and signs. Over \$4M is allocated to LYNX to support the bus services within the County. Remaining funds are for administration over all transportation programs.

**Human Services** – Over \$7M is provided for public assistance programs, care for the indigent persons, and services for the care, treatment and control of human illness, injury or handicap. Nearly \$1M is provided to operate the State's Health Department. The Mosquito control program is funded at approximately \$700K.

## Seminole County Government Countywide Uses of Funds



**Economic Environment** – Nearly \$22M is allocated to developing the community, of which funding is being provided by state and federal grants. Additionally, \$12M is allocated to provide funding to Community Redevelopment Authorities to redevelop 17-92 and various cities' communities. Funding of \$3M is allocated to develop tourism and businesses within the County.

**Physical Environment** – \$130M is allocated to provide citizens and businesses with water, sewer, and garbage collection/disposal services. Nearly \$11M is allocated to protect the water quality of our lakes and other water bodies.

### ***Other Appropriations:***

**Debt Service** – Principal and interest payments and reserve contingencies for voter approved limited general obligation debt, special obligation debt and enterprise fund debt. Over half of the debt outstanding – 55%, was issued by the enterprise fund, which is a self-supporting fund. Detailed information on debt can be found in the Budget Details Section of this book.

**Transfers** – Transfers between individual funds of a governmental unit are not repayable, nor considered charges for goods or services. These expenditures correspond to an equal amount of interfund revenue

**Reserves** – An account used to indicate funds that are being retained for purposes identified as legally restricted or designated for a specific purpose, and is therefore, not available for general appropriation.

# Seminole County Government Countywide Summary of Uses by Program



	FY 2008 Actual	FY 2009 Adopted	FY 2009 Amended	FY 2010 Adopted
<b>Debt Service</b>				
01034 Central Charges	12,847,556	14,261,370	14,456,814	13,946,858
08786 Water & Sewer	9,542,263	14,726,055	14,726,055	14,719,430
08792 Solid Waste	281,011	1,139,489	1,139,489	1,137,926
<b>Debt Service</b>	<b>22,670,830</b>	<b>30,126,914</b>	<b>30,322,358</b>	<b>29,804,214</b>

## General Government Services

01010 Board of County	906,565	964,183	964,183	1,004,736
01020 County Attorney	1,744,312	1,992,855	1,992,855	1,934,834
01025 County Manager	848,515	1,001,685	1,001,685	936,197
01030 Resource Management	1,192,643	1,496,822	1,618,822	1,452,137
01034 Central Charges	1,798,109	4,034,777	3,687,095	3,645,844
01036 Purchasing and Contracts	1,054,953	972,138	989,682	1,002,619
01050 Mail Services	235,833	231,801	231,801	(503)
01051 Printing Services	432,893	553,851	553,851	-
01052 Administration and Support	2,549,835	12,782,870	12,865,870	6,852,632
01053 Property Management	-	127,329	-	2,362,174
01054 Risk Management	6,058,393	8,544,145	8,744,145	7,243,336
01055 Administration - Admin	317,967	311,424	348,165	287,511
01056 Facilities Management -	9,530,853	10,659,345	11,209,969	8,966,505
01057 Construction Management	138,514	1,079,901	1,221,143	678,028
01058 Facilities Pro-Active	219,555	796,500	796,500	599,692
01060 Fleet Management	1,511,681	1,269,407	1,261,407	383,059
01070 Employee Relations	707,174	763,840	763,840	510,928
01072 Human Resources Operations	540,093	628,252	628,252	885,514
01090 Community Information	1,067,492	1,330,232	1,330,232	608,701
01110 Planning & Development	923,838	1,043,435	1,043,435	890,368
0230 Clerk of the Court	1,833,597	1,936,719	1,936,719	2,373,699
0240 Supervisor Of Elections	3,562,383	2,364,237	2,529,388	2,189,067
0250 Property Appraiser	4,582,405	4,639,872	4,639,872	4,712,702
0260 Tax Collector	7,689,503	8,051,957	8,051,957	7,699,985
11020 17-92 Community	-	-	13,022	-
11021 Comprehensive Planning	1,116,463	1,937,720	2,076,183	1,576,213
11030 Current Planning Program	429,814	399,452	399,452	430,374
11033 Development Review Program	1,626,510	1,550,257	1,550,257	1,185,416
11034 Building Program	305,526	368,461	368,461	352,231
14048 IT's Business Office	567,232	525,080	525,080	567,549
14050 Protecting County Information	-	-	-	-
14051 Telecommunications &	7,818,531	10,757,577	10,618,559	789,075
14070 Enabling County Business	-	588,178	588,178	583,602
<b>General Government Services</b>	<b>61,311,182</b>	<b>83,704,302</b>	<b>84,550,060</b>	<b>62,704,225</b>

## Public Safety

01057 Construction Management	2,984,196	1,283,121	35,030,169	1,272,484
0210 Law Enforcement	96,247,541	62,497,312	64,864,943	60,067,532
0214 Jail Operation and	1,808,902	30,894,969	30,991,172	31,722,495
0215 Police Education	214,136	244,528	409,716	244,528
0216 Law Enforcement Trust	90,292	-	-	-
05500 Public Safety Director's Office	534,578	618,296	626,870	394,318
05501 EMS Performance	450,528	806,686	802,868	892,906
05503 System-Wide Training	51,932	38,258	163,183	42,000
05504 Emergency Communications	1,779,401	1,892,750	1,892,750	2,626,528
05505 E-911	1,863,238	5,247,032	5,260,679	3,437,607

# Seminole County Government Countywide Summary of Uses by Program



	FY 2008 Actual	FY 2009 Adopted	FY 2009 Amended	FY 2010 Adopted
<b>Public Safety - continued</b>				
05506 Petroleum Storage Tanks	561,654	685,931	689,905	492,727
05564 Emergency Management	1,097,815	472,811	636,450	783,192
05610 EMS/Fire/Rescue	42,142,662	65,031,322	60,807,456	58,292,680
05612 Fire Prevention Bureau	-	538,586	538,586	609,252
05620 Animal Services	2,007,187	2,150,747	2,228,082	2,216,110
06603 Medical Examiner	462,600	496,800	496,800	496,800
06640 Probation	1,786,910	1,807,413	1,807,413	1,964,963
06682 DJJ Pre-disposition Detention	2,349,039	2,650,000	2,650,000	2,650,000
11034 Building Program	3,760,498	3,270,774	3,270,774	2,859,991
14051 Telecommunications &	2,772,683	3,755,301	3,907,448	4,926,959
<b>Public Safety</b>	<b>162,965,792</b>	<b>184,382,637</b>	<b>217,075,264</b>	<b>175,993,072</b>

<b>Physical Environment</b>				
01031 MSBU Program	14,335,219	17,040,765	17,492,149	17,713,711
01053 Property Management	369,990	405,545	405,545	-
01112 Tree Replacement Program	-	260,063	260,063	260,063
06660 Extension Service	479,122	67,779	67,779	104,707
06662 Horticulture Program	-	111,122	111,122	128,658
07700 Public Works Director's Office	-	-	-	440,000
07701 Stormwater Mitigation	1,691,891	1,836,252	1,836,252	2,058,638
07702 Road/Right-of-Way Repair and	-	-	-	1,506,075
07741 Water Quality	1,737,120	2,700,584	2,998,769	1,598,738
07751 Capital Projects Delivery	3,428,574	8,221,284	14,047,837	5,112,549
08780 Environmental Services	4,134,620	1,288,166	1,288,166	733,420
08781 Utility Revenue Collection &	1,567,301	2,208,279	2,208,279	2,615,233
08782 Water Management Program	-	-	-	10,398,998
08783 Wastewater Management	-	-	-	11,862,238
08784 Water & Sewer Operations	20,464,485	22,974,324	23,085,617	-
08785 Water Conservation Program	255,743	468,183	468,183	357,308
08786 Engineering Support &	43,367,910	113,389,517	149,902,947	63,466,290
08790 Central Transfer Station	-	-	-	3,760,615
08791 Landfill Operations	-	-	-	6,878,765
08792 SW-Compliance & Program	-	-	-	12,100,357
08794 Solid Waste (History only)	12,448,576	21,515,576	20,719,683	110,000
11021 Comprehensive Planning	-	-	250,000	247,250
<b>Physical Environment</b>	<b>104,280,551</b>	<b>192,487,439</b>	<b>235,142,391</b>	<b>141,453,613</b>

<b>Transportation</b>				
01053 Property Management	431,170	512,750	512,750	-
04387 Greenways & Trails	2,266,235	1,551,417	1,532,677	1,208,382
07700 Public Works Director's Office	1,671,203	2,106,489	2,146,693	1,424,350
07702 Road/Right-of-Way Repair and	11,729,030	11,565,216	11,755,462	7,353,010
07703 Bridge Maintenance	-	-	-	400,500
07750 Engineering Professional	1,513,661	1,419,927	1,419,927	986,723
07751 Capital Projects Delivery	84,133,961	165,347,986	217,369,296	100,971,103
07776 Traffic Operations	6,149,182	7,256,749	8,170,500	7,286,974
11031 Mass Transit Program (LYNX)	4,389,805	5,438,750	5,132,791	4,560,351
<b>Transportation</b>	<b>112,284,247</b>	<b>195,199,284</b>	<b>248,040,096</b>	<b>124,191,393</b>

# Seminole County Government Countywide Summary of Uses by Program



	FY 2008 Actual	FY 2009 Adopted	FY 2009 Amended	FY 2010 Adopted
<b>Economic Environment</b>				
01037 Community Redevelopment -	5,034,620	5,800,388	6,026,070	5,585,370
01102 Tourism Development	2,331,022	2,504,866	3,054,866	1,792,617
01111 Business Development	1,412,278	1,426,658	1,426,658	1,228,340
06621 Veterans Services	177,496	172,535	172,535	197,232
06622 Low Income Assistance	-	-	1,056,000	1,056,000
06624 Community Development	12,293,445	17,514,960	25,114,269	21,815,170
11020 17-92 Community	1,065,561	554,908	3,029,979	6,726,479
<b>Economic Environment</b>	<b>22,314,422</b>	<b>27,974,315</b>	<b>39,880,377</b>	<b>38,401,208</b>

<b>Human Services</b>				
06600 Community Services	192,521	202,713	202,713	205,573
06601 County Health Department	1,017,893	837,970	837,970	983,039
06602 Adoption Support	21,428	22,938	22,938	22,938
06604 Substance and Drug Abuse	67,004	85,000	118,012	70,000
06622 Low Income Assistance	4,502,555	5,294,003	5,873,155	5,966,521
06624 Community Development	187,186	480,000	442,102	296,489
06661 Family & Consumer Science	-	76,597	76,597	58,531
07743 Mosquito Control	448,173	791,150	789,971	709,613
<b>Human Services</b>	<b>6,436,760</b>	<b>7,790,371</b>	<b>8,363,458</b>	<b>8,312,704</b>

<b>Culture &amp; Recreation</b>				
04380 Leisure Services Business	529,828	510,864	515,064	528,085
04384 Recreational Activities &	3,735,765	6,050,528	7,305,757	4,252,715
04387 Greenways & Trails	1,922,519	1,866,095	2,052,695	1,653,722
04420 Library Services Business	-	462,399	462,399	762,382
04421 Central Branch Library	225,250	219,318	346,818	1,975,368
04422 East Branch Library	-	-	-	972,567
04423 North Branch Library	-	-	-	885,571
04424 Northwest Branch Library	-	-	-	938,390
04425 West Branch Library	-	-	-	930,218
04426 Youth Services	-	587,473	539,401	322,116
04428 Library Department (Prior	6,683,480	5,490,995	5,539,067	99,101
06663 Youth Programs	24,814	177,419	177,419	149,157
07751 Capital Projects Delivery	8,118,258	4,405,900	6,279,456	2,758,779
11301 Natural Lands	472,820	298,391	620,214	552,507
<b>Culture &amp; Recreation</b>	<b>21,712,734</b>	<b>20,069,382</b>	<b>23,838,290</b>	<b>16,780,678</b>

# Seminole County Government Countywide Summary of Uses by Program



	FY 2008 Actual	FY 2009 Adopted	FY 2009 Amended	FY 2010 Adopted
<b>Court Related</b>				
01057 Construction Management	630,025	3,145,287	3,299,795	3,172,298
0213 Judicial Security	-	4,565,033	4,565,033	4,516,335
03300 Judicial	279,678	92,746	92,746	174,169
03400 Guardian Ad Litem	63,572	95,944	95,944	121,922
03700 Legal Aid	321,103	325,919	325,919	330,808
03710 Law Library	139,674	137,500	137,500	137,500
03800 Court Support Technology	1,138,555	1,500,000	1,500,000	1,313,888
06680 Prosecution Alternatives For	485,791	489,374	489,374	531,733
06684 Teen Court	152,313	318,652	343,207	205,000
<b>Court Related</b>	<u>3,210,711</u>	<u>10,670,455</u>	<u>10,849,518</u>	<u>10,503,653</u>
<b>Total - Citizen Programs</b>	<u>548,337,392</u>	<u>987,047,395</u>	<u>1,160,916,443</u>	<u>885,418,628</u>
<b>Transfers</b>				
01040 Central Accounts	31,150,163	23,485,210	33,201,000	18,667,627
<b>Transfers</b>	<u>31,150,163</u>	<u>23,485,210</u>	<u>33,201,000</u>	<u>18,667,627</u>
<b>Reserves</b>				
01040 Central Accounts	-	211,157,086	229,653,631	258,606,241
<b>Reserves</b>	<u>-</u>	<u>211,157,086</u>	<u>229,653,631</u>	<u>258,606,241</u>
<b>Report Total</b>	<u>548,337,392</u>	<u>987,047,395</u>	<u>1,160,916,443</u>	<u>885,418,628</u>

**SEMINOLE COUNTY GOVERNMENT  
OUTSIDE AGENCY FUNDING**



**Outside Agency Funding**

<b>Outside Agency</b>	<b>FY 2007/08</b>	<b>FY 2008/09</b>	<b>FY 2009/10</b>	<b>Comments</b>
Central FL Sports Commission	\$115,817	\$120,450	\$103,317	
Central FL Zoo	300,000	300,000	225,000	
Community Service Agency Funding	884,000	672,000	647,000	
County Health Department	917,893	807,970	807,970	
East Central Florida Regional Planning Council	88,567	87,140	81,018	FY10 is as requested; 19 cents per capita
Lynx	4,389,805	4,622,465	4,391,342	FY10 is as requested
Metro Orlando Economic Development Commission	386,930	348,237	313,414	FY10 is a 10% reduction and equals funding @ 74 cents per capita
MetroPlan Orlando	215,916	205,805	185,225	FY10 is a 10% reduction
Midway Safe Harbor	45,000	40,000	35,000	Additional funding through UF.
My Region	31,500	30,000	-	
SCC Small Business	150,000	150,000	150,000	
United Arts of Central Florida	212,823	127,694	127,924	FY10 is funded @ 30 cents per capita
	<b>\$7,738,251</b>	<b>\$7,511,761</b>	<b>\$7,067,210</b>	

**SEMINOLE COUNTY GOVERNMENT  
OUTSIDE AGENCY FUNDING**



	<u>FY2007/08</u>	<u>FY 2008/09</u>	<u>FY 2009/10</u>
<b><u>Central FL Sports Commission</u></b>	<b>\$ 115,817</b>	<b>\$ 120,450</b>	<b>\$ 103,317</b>

The Central Florida Sports Commission is a marketing firm that attracts sports and sports-related activities to Central Florida. Since 1993 they have brought over 120 events to Seminole County, yielding approximately 130,000 room nights with a direct economic impact of over 55 million.

<b><u>Central FL Zoo</u></b>	<b>\$ 300,000</b>	<b>\$ 300,000</b>	<b>\$ 225,000</b>
------------------------------	-------------------	-------------------	-------------------

The Central Florida Zoo is the largest and busiest attraction in Seminole County. The Zoo partners with the Convention Visitors Bureau on advertisements and trade shows. The Zoo employs 68 people and has an economic impact of over \$2.5 million.

<b><u>Community Service Agency Funding</u></b>	<b>\$ 859,000</b>	<b>\$ 672,000</b>	<b>\$ 647,000</b>
--	-------------------	-------------------	-------------------

Awarded to various not-for-profit agencies.

<b><u>County Health Department</u></b>	<b>\$ 917,893</b>	<b>\$ 807,970</b>	<b>\$ 807,970</b>
--	-------------------	-------------------	-------------------

The County contracts and works in partnership with the State Department of Health to provide comprehensive public health services to the citizens of Seminole County.

<b><u>East Central Florida Regional Planning Council</u></b>	<b>\$ 88,567</b>	<b>\$ 87,140</b>	<b>\$ 81,018</b>
--	------------------	------------------	------------------

The East Central Florida Regional Planning Council (ECFRPC) exists as a function of state law to "promote cooperation among local units of government and provide for comprehensive planning for the region". It participates in efforts such as the recent 'How Shall We Grow' 7-county visioning process, provides technical assistance as needed to local governments, reviews proposed comprehensive plan amendments of local governments for consistency with the state-mandated Regional Strategic Policy Plan, and serves as a mediator among local governments when there are disagreements about land use amendments with regional implications.

The County has voting membership on the Board of the ECFRPC. In order to continue to maintain voting membership, a member is expected to remain 'in good standing' (meaning that dues are paid). The dues are calculated at a rate of \$.19 (19 cents) per capita.

<b><u>Lynx</u></b>	<b>\$ 4,389,805</b>	<b>\$ 4,389,805</b>	<b>\$ 4,391,342</b>
--------------------	---------------------	---------------------	---------------------

Lynx provides public transportation services to both the municipalities and unincorporated areas of Seminole County via a fixed route system and an on demand Americans with Disabilities Act (ADA) Paratransit system to serve the disabled.





**SEMINOLE COUNTY GOVERNMENT  
OUTSIDE AGENCY FUNDING**

	<u>FY2007/08</u>	<u>FY 2008/09</u>	<u>FY 2009/10</u>
<b><u>Metro Orlando Economic Development Comm.</u></b>	<b>\$ 386,930</b>	<b>\$ 348,237</b>	<b>\$ 313,414</b>

The Metro Orlando Economic Development Commission (EDC) promotes Seminole County as a location for business operations and economic development through its local, national and international marketing campaigns. The EDC serves as an information source for demographic, market, and property data. The Commission promotes Seminole County to the motion picture and television industry and coordinates the permitting activity to expedite the process. The EDC monitors and assists in the retention and expansion of local businesses. It employs an Economic Development Professional which is co-located with the County's Economic Development Business Development staff and the EDC serves as secretary to the Seminole County Industrial Development Authority. The funding level is at \$0.74 per capita.

<b><u>MetroPlan Orlando</u></b>	<b>\$ 215,916</b>	<b>\$ 205,805</b>	<b>\$ 185,225</b>
---------------------------------	-------------------	-------------------	-------------------

Funding enables the organization to "support the functions necessary to achieve MetroPlan Orlando's role in planning and funding the Orlando Urban Area Transportation System". Member funding is set at a level allowing the MPO to provide the services and planning activities necessary to maintain certification by the Federal government and Florida Dept. of Transportation.

<b><u>Midway Safe Harbor</u></b>	<b>\$ 45,000</b>	<b>\$ 40,000</b>	<b>\$ 35,000</b>
----------------------------------	------------------	------------------	------------------

Through a county-wide collaboration between Seminole County Government, Seminole County Sheriff's Office, the Boys and Girls Clubs of Central Florida, the Second Harvest Food Bank, Seminole Community College, and B.E.T.A. (Birth, Education, Training and Acceptance), the public schools have been able to provide multiple services. The Community Building has been used for recreation, education, and health services for neighborhood children and adults, primarily serving the residents of the Midway Community. Reduction in funding by Seminole County is being replaced through a grant from the University Of Florida.

<b><u>My Region</u></b>	<b>\$ 31,500</b>	<b>\$ 30,000</b>	<b>\$ 0</b>
-------------------------	------------------	------------------	-------------

Provides the County with an opportunity to participate in a regional visionary process and affords the County access to research and publications. Funding for MyRegion.org was established beginning in FY06 at \$35,000 with a three year commitment and was reestablished in June 2008.

<b><u>SCC Small Business Services</u></b>	<b>\$ 150,000</b>	<b>\$ 150,000</b>	<b>\$ 150,000</b>
---	-------------------	-------------------	-------------------

The partnership with Seminole Community College provides for Small Business Development services, Seminole Advisory Board Council administration, and operation of the Technology Incubator located in the Port of Sanford. The incubator's clients have access to the same consulting services offered to the small business community as well as the on-site support needed to kick start their business venture. The Small Business Development Center provides assistance to the small business community with the development of business plans, marketing materials, bookkeeping services, and financial management advice. The Seminole Advisory Board Council coordinates customized boards for growing companies who need direction to take their company to the next level.

\*98% of Seminole County Businesses are considered small

<b><u>United Arts of Central Florida</u></b>	<b>\$ 212,823</b>	<b>\$ 127,694</b>	<b>\$ 127,924</b>
--	-------------------	-------------------	-------------------

This agency facilitates the development and awareness of arts and cultural activity in the Central Florida area. The County appoints a voting member to the United Arts Board of Trustees. This contract may be terminated at any time with 30 days notice. The current contract expires in Fiscal Year 2009 and is funded at \$.30 per capita.



**Seminole County Government  
COUNTYWIDE TRANSFER SUMMARY**

**Transfers are internal transactions between individual funds of a governmental unit which are not repayable and are not considered charges for goods or services. These expenditures correspond to an equal amount of interfund revenue.**

PROVIDING FUND	RECIPIENT FUND	Fiscal Year 2007/08 Actual	Fiscal Year 2008/09 Adopted	Fiscal Year 2009/10 Adopted	PURPOSE
GENERAL FUND	FACILITIES MAINTENANCE FUND	\$ 1,670,500	\$ 1,071,500	\$ 599,692	Facilities Maintenance
GENERAL FUND	TRANSPORTATION TRUST	10,011,936	4,976,550	730,830	Public Works
GENERAL FUND	NINTH-CENT FUEL TAX FUND	1,946,992	3,069,741	2,175,342	Mass Transit
GENERAL FUND	COURT SUPPORT TECHNOLOGY FEE	-	-	450,000	Technology Support - Court System
GENERAL FUND	BCC GRANTS FUND	20,431	-	-	Provide cash match for CSBG.
GENERAL FUND	STORMWATER	5,799,701	4,780,000	6,198,451	Stormwater Operations
GENERAL FUND	ECONOMIC DEVELOPMENT	2,150,000	1,349,564	128,187	Economic Development
GENERAL FUND	SALES TAX BONDS	7,175,446	6,987,831	7,166,268	Debt Service
GENERAL FUND	CAPITAL PROJECTS FUND	903,471	-	-	Acquisition or Construction of Major Capital Facilities.
	<b>GENERAL FUND TOTAL</b>	<b>29,678,477</b>	<b>22,235,186</b>	<b>17,448,770</b>	
TRANSPORTATION TRUST	GAS TAX REFUNDING	1,253,299	1,250,024	1,218,857	Debt Service
FIRE PROTECTION FUND HAZARDOUS MITIGATION WIND GRANT	EMS MATCHING GRANT	61,674	-	-	Provision of matching funds
HAZARDOUS MITIGATION WIND GRANT	GENERAL FUND	150,482	-	-	Refund of excess funding
	FIRE PROTECTION FUND	6,231	-	-	Refund of excess funding
SOLID WASTE FUND	LANDFILL MANAGEMENT ESCROW	2,889,846	-	-	Segregation of escrow funds
	<b>Interdepartmental Transfers</b>	<b>\$ 34,040,009</b>	<b>\$ 23,485,210</b>	<b>\$ 18,667,627</b>	
MSBU Operating	Internal to MSBU funds	24,230	18,710	41,160	Start-up funds/repayments



# Seminole County Government Countywide Reserves

## Introduction

The County has increased its reserve levels during the past few years as a proactive measure to sustain county operations through economic downturns. Essentially, sufficient reserves are needed to offset revenue shortfalls and facilitate weather-related or other emergency situations.

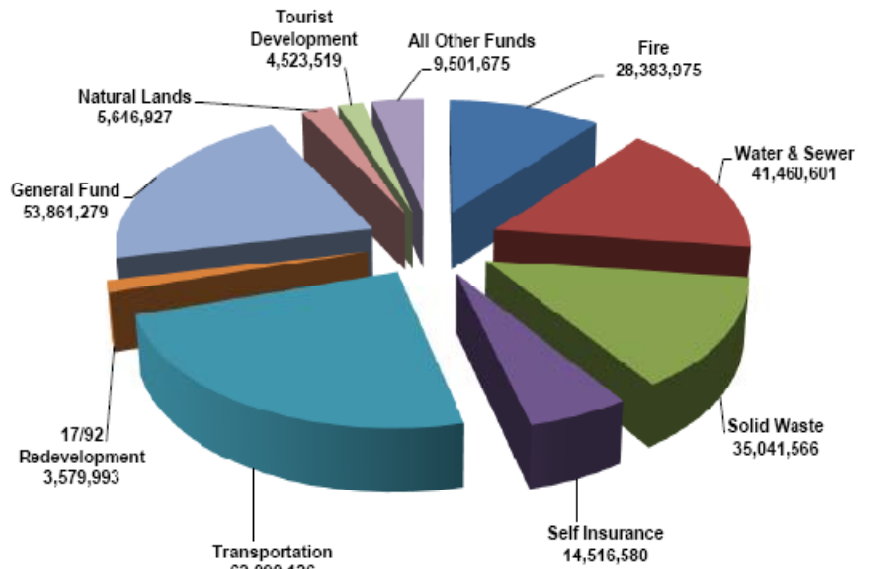
The chart reflects the County's Major Reserve Funds. Inclusive also are details on some of the major funds.

### **General Fund** – Reserves are established for two specific purposes:

\$ 39,596,329	Economic Stabilization
<u>14,264,950</u>	Contingencies
<u>\$ 53,861,279</u>	Total Reserve Budget

**Economic Stabilization Reserves** – Funding is appropriated to stabilize the County's financial condition by supplementing county operations during times of fluctuating revenues. The need for stabilization support is determined by the future forecasting ratio of operating expenditures to annual anticipated revenues.

**Contingency Reserves** are maintained in order to provide available funding for unforeseen events, such as natural disasters. The County's fund balance policy is to retain 5%-7% of revenues for unanticipated circumstances. The FY 2009/10 revenue budget is \$204M, and 7% (\$14.3M) is reserved for Contingencies.



### **1792 Redevelopment** – Reserves are maintained for specified purposes:

\$ 1,564,417	Land Purchases
<u>2,015,576</u>	Capital Improvements
<u>\$ 3,579,993</u>	Total Reserve Budget

Funding for the Community Redevelopment Agency is generated through county/city participation agreements for the purpose of providing infrastructure improvements in blighted areas along the US 17/92 Corridor. Reserves are designated for the purchase of land and for specific long and short term improvement projects.



## Seminole County Government Countywide Reserves

**Transportation/Stormwater Funds** – Reserves are reflected in separate funds due to different sources of revenues:

\$ 2,797,136	Transportation Trust Funds
130,379,896	Sales Tax Funds
<u>(74,487,463)</u>	Less: Reserved for interfund loans
55,892,433	
2,400,557	Impact Fee Funds
<u>1,000,000</u>	Stormwater Fund
\$ <u>62,090,126</u>	Total Reserve Budget

*Transportation Trust Fund* receives gasoline taxes, ad valorem taxes and revenues transferred from the General Fund, for the operating costs of the Public Works Department programs, as well as for resurfacing roads. Reserves are maintained at approximately \$3M in order to provide a level of financial stability for the fund.

*Sales Tax Funds and Impact Fee Funds* – A citizen-voted referendum provides a 1 cent local option sales tax for transportation improvements. Transportation impact fees are collected for targeted transportation improvements. An interfund loan has been established between a sales tax fund and several of the impact fee funds. Reserves are held for capital projects scheduled in the future.

*Stormwater Fund* primarily receives revenues transferred from the General Fund, for the operating and capital costs related to drainage and water quality programs. Reserves are maintained at approximately \$1M in order to provide a level of financial stability for the fund.

**Self Insurance Funds** – Reserves are maintained for the following purposes:

\$ 7,661,781	Workers Compensation
<u>6,854,799</u>	Property/Liability Claims
\$ <u>14,516,580</u>	Total Reserve Budget

Reserve amounts for Workers Compensation and Property/Liability are determined based on actuarial reports reflecting historical trends and projecting estimates for future claim payouts.

**Water & Sewer Funds** – Reserves are accounted for in the following funds for specific purposes:

\$ 15,807,129	Operating Fund
15,246,180	Bond Reserve Fund
<u>10,407,292</u>	Connection Fee Funds
\$ <u>41,460,601</u>	Total Reserve Budget

*Operating Reserves* are available to be partially utilized for any purpose related to the water and sewer systems. Historically, these funds have been used to support both operational, system equipment and capital project needs above original budget amounts.



## Seminole County Government Countywide Reserves

*Bond Reserves* are required to be retained, per bond covenants, to cover the largest annual debt payment.

*Connection Fee Reserves* account for the portion of connection fee receipts that are being retained for future capital improvements that expand the utility system.

**Solid Waste Funds** – Reserves are accounted for in the following funds for specific purposes:

\$ 21,686,342 Operating Fund  
13,355,224 Closure Cost Escrow Fund  
\$ 35,041,566 Total Reserve Budget

*Operating Reserves* are maintained to support operations and stabilize fund during slower economy.

*Closure Cost Escrow Reserves* are required per GAAB adequate funds will be available to close landfill areas and provide for long-term care needs of the site.

**Fire Fund** – Reserves are maintained in this fund are for the following purposes:

\$ 8,652,475 Economic Stabilization  
3,300,000 Contingencies  
7,500,000 New Fire Stations  
4,500,000 Relocate Fire Station  
2,150,000 Renovate Fire Stations  
91,500 Fire Impact Fee  
2,190,000 New/replacement Equipment  
\$ 28,383,975 Total Reserve Budget

*Economic Stabilization Reserves* – Funding is appropriated to stabilize the County's financial condition by supplementing county operations during times of fluctuating revenues caused by plummeting house values and property tax reform. The need for stabilization support is determined by the future forecasting ratio of operating expenditures to annual anticipated revenues.

*Contingency Reserves* are maintained in order to have funds for catastrophic events, which require an immediate use of available funds. The County's Reserve Policy is to retain 5%-7% of revenues as reserves for unanticipated circumstances. The FY 2009/10 revenue budget is \$47M, and \$3.3M is reserved for contingencies.

*New Fire Station Reserves* are maintained to provide available funding for construction of proposed new fire stations. Two stations will be potentially needed within the next three years.

*Relocate Fire Station Reserves* are for purchasing land and the construction of a new fire station in Casselberry, resulting from inadequate space and associated apparatus for fire crews in existing facilities.



## Seminole County Government Countywide Reserves

*Renovate Fire Stations* Reserves are to provide funding for renovations of existing stations in need of additional storage space, additional living quarters, and modifications necessary to meet regulatory guidelines.

*Equipment* Reserves are primarily for the replacement of equipment needed by firefighters to maintain safety. Equipment includes air packs, protective turnout gear, and convault fuel systems.

***Tourist Development Fund Reserves – \$4,523,519*** - Reserves are maintained to market/ promote tourism in Seminole County and develop/maintain infrastructure that supports the community in attracting tourist/ major event activities. Revenues are generated from tourist development tax collections charged on facilities rented or leased as living quarters for six months or less.

***Natural Lands Reserves - \$5,646,927-*** Reserves are maintained for the purpose of Natural Lands/Trails property acquisition, development, maintenance and public education. Revenues were generated through public referendum in November 2000 and through an endowment fund.

***All Other Funds - \$9,501,675*** – Remaining reserves include funds that have contingency funding reserved for specified purposes within designated programs: Boating Improvement, Facilities Maintenance, Building, Court Support/Technology, E-911, Economic Development, MSBU-Solid Waste, Library Impact Fee, Infrastructure Improvement, and Courthouse Project.



# Seminole County Government

## Countywide Summary of Reserves

	FY 2007/08 Adopted	FY 2008/09 Adopted	FY 2009/10 Adopted
<b>GOVERNMENTAL</b>			
General Fund			
Designated			
<b>Elections</b>	30,000	-	-
<b>Sheriff Jail Expansion</b>	1,000,000	-	-
<b>Sheriff Stabilization</b>	160,000	160,000	160,000
<b>Economic Stabilization</b>		16,144,198	39,436,329
Undesignated			
<b>Contingencies</b>	23,709,231	21,210,598	14,264,950
Total	<u>\$ 24,899,231</u>	<u>\$ 37,514,796</u>	<u>\$ 53,861,279</u>
Natural Land Endowment Fund	505,506	724,000	857,147
Boating Improvement Fund	496,004	566,929	643,698
Facilities Maintenance Fund	-	-	518,266
Transportation Trust	6,201,959	3,765,898	2,797,136
Building Program Fund	1,740,263	1,834,735	239,532
Tourist Development Fund	3,547,326	3,413,290	4,523,519
Fire Protection Fund	12,694,633	20,097,808	28,292,475
Court Support Technology Fee	145,578	668,164	300,000
Infrastructure Sales Tax Funds	93,503,568	98,859,979	130,379,896
Emergency 911 Fund	82,283	1,650,999	2,743,949
Transportation Impact Fee Funds	(73,468,609)	(71,288,114)	(72,086,906)
Fire/Rescue-Impact Fee	398,227	61,333	91,500
Library-Impact Fee	149,112	-	122,331
Stormwater Fund	-	916,076	1,000,000
Economic Development	220,816	1,331,386	753,100
17/92 Redevelopment Fund	4,383,098	8,096,951	3,579,993
MSBU Solid Waste	3,743,548	4,211,000	3,785,020
Infrasructure Imp-Capital	-	-	83,121
Natural Lands/Trails Bond Fund	690,932	3,673,027	4,789,780
Courthouse Projects Fund	-	-	312,658
<b>PROPRIETARY</b>			
Water And Sewer Funds			
Unrestricted	8,606,508	10,252,298	15,807,129
Restricted	48,374,590	44,155,720	25,653,472
Solid Waste Fund			
Unrestricted	13,904,920	17,782,418	21,686,342
Restricted	13,355,224	13,355,224	13,355,224
Self Insurance Fund	6,472,584	9,513,169	6,854,799
Workers' Compensation Fund	-	-	7,661,781
<b>Report Total</b>	<b><u>\$170,647,301</u></b>	<b><u>\$ 211,157,086</u></b>	<b><u>\$ 258,606,241</u></b>



**Seminole County Government  
History of General Revenue Reserves  
FY 1999/00 through FY 2009/10**

	<b>Adopted FY 1999/00</b>	<b>Adopted FY 2000/01</b>	<b>Adopted FY 2001/02</b>	<b>Adopted FY 2002/03</b>	<b>Adopted FY 2003/04</b>	<b>Adopted FY 2004/05</b>	<b>Adopted FY 2005/06</b>	<b>Adopted FY 2006/07</b>	<b>Adopted FY 2007/08</b>	<b>Adopted FY 2008/09</b>	<b>Adopted FY 2009/10</b>
<b>General Fund</b>											
Reserves	5,131,874	4,707,889	5,833,365	4,532,494	6,488,590	7,125,266	9,565,565	13,950,840	24,899,231	37,514,796	53,861,279
Revenues	107,748,746	119,724,592	127,295,699	134,606,914	142,653,515	171,453,873	190,272,338	225,604,201	228,628,386	216,605,979	203,785,007
% of Revenues	4.8%	3.9%	4.6%	3.4%	4.5%	4.2%	5.0%	6.2%	10.9%	17.3%	26.4%
<b>Transportation Funds</b>											
Reserves	1,107,508	669,485	2,022,317	772,424	3,672,310	4,058,175	40,986	3,120,826	5,518,938	3,765,898	2,797,136
Revenues	31,615,569	33,614,317	35,343,621	27,882,076	34,473,032	15,930,150	17,561,000	19,317,122	18,829,040	18,278,369	18,875,823
% of Revenues	3.5%	2.0%	5.7%	2.8%	10.7%	25.5%	0.2%	16.2%	29.3%	20.6%	14.8%
<b>Stormwater Fund</b>											
Reserves	344,532	385,483	123,473	224,543	876,182	827,783	1,213,596	2,121,628	683,021	916,076	1,000,000
Revenues	615,700	207,195	71,250	477,500	532,000	6,125,143	600,000	3,634,143	1,148,096	235,117	211,000
% of Revenues	56%	186%	173%	47%	165%	14%	202%	58%	59%	390%	473.9%
<b>Total</b>											
Reserves	6,583,914	5,762,857	7,979,155	5,529,461	11,037,082	12,011,224	10,820,147	19,193,294	31,101,190	42,196,770	57,658,415
Revenues	139,980,015	153,546,104	162,710,570	162,966,490	177,658,547	193,509,166	208,433,338	248,555,466	248,605,522	235,119,465	222,871,830
% of Revenues	4.7%	3.8%	4.9%	3.4%	6.2%	6.2%	5.2%	7.7%	12.5%	17.9%	25.9%

\*Transportation and Stormwater Revenues do not include the transfer from the General Fund

\*\*Revenues exclude beginning fund balance and interfund transfers





## Seminole County Government General Fund Summary of Changes

<b>FY 2008/09 Adopted Budget</b>		<b>\$ 274,034,191</b>
<b>Personal Services</b>		
Eliminated Positions *	(2,982,077)	
Overtime reduced	(253,441)	
Workers Compensation rate adjustment	(223,671)	
Other miscellaneous	(12,579)	
Total Personal Service Reductions	<hr/>	(3,471,768)
<b>Operating Expenditures</b>		
Telecommunications & Network Infrastructure	(1,696,291)	
Fleet Management	(1,116,421)	
Parks, Recreational Activities, Greenways & Trails	(821,602)	
Facilities Management	(513,041)	
Comprehensive Planning	(281,621)	
Community Information	(188,359)	
Library Services	(134,275)	
Employee Relations/HR Operations	(87,670)	
Planning & Development	(82,987)	
Other miscellaneous	(38,659)	
Total Operating Expenditure Reductions	<hr/>	(4,960,926)
<b>Capital Outlay</b>		
Land	(3,514,868)	
Software	(1,001,590)	
Projects	204,508	
Equipment & misc other	184,479	
Total Capital Outlay Reductions	<hr/>	(4,127,471)
<b>Grants &amp; Aid</b>		
Community Redevelopment Authority	(215,018)	
Lake Mary Swimming Pool	(1,200,000)	
Other miscellaneous	(54,770)	
Total Grants & Aid Reductions	<hr/>	(1,469,788)
<b>Transfers</b>		
To Constitutional Officers *	(2,161,722)	
To Other Funds *	(4,786,416)	
Total Transfer Reductions	<hr/>	(6,948,138)
<b>Internal Service Charges</b> (allocated to other funds)		(3,917,517)
<b>Reserves *</b>		16,346,483
<b>FY 2009/10 Adopted Budget</b>		<b><u><u>\$ 265,485,066</u></u></b>

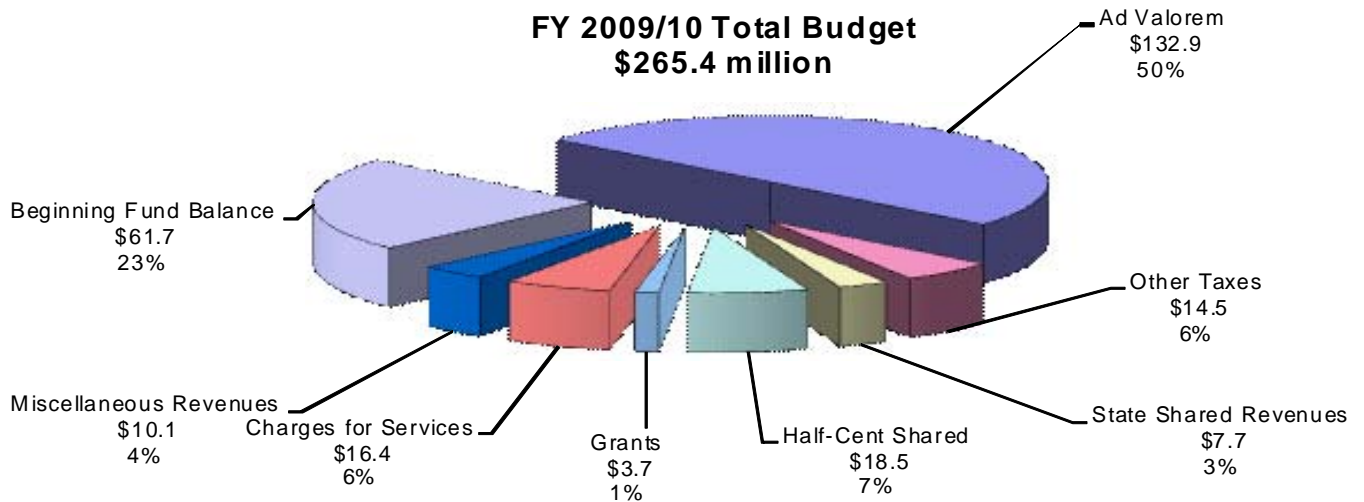
\* Detailed information provided in other sections of the book.

# Seminole County Government General Fund Sources of Funds

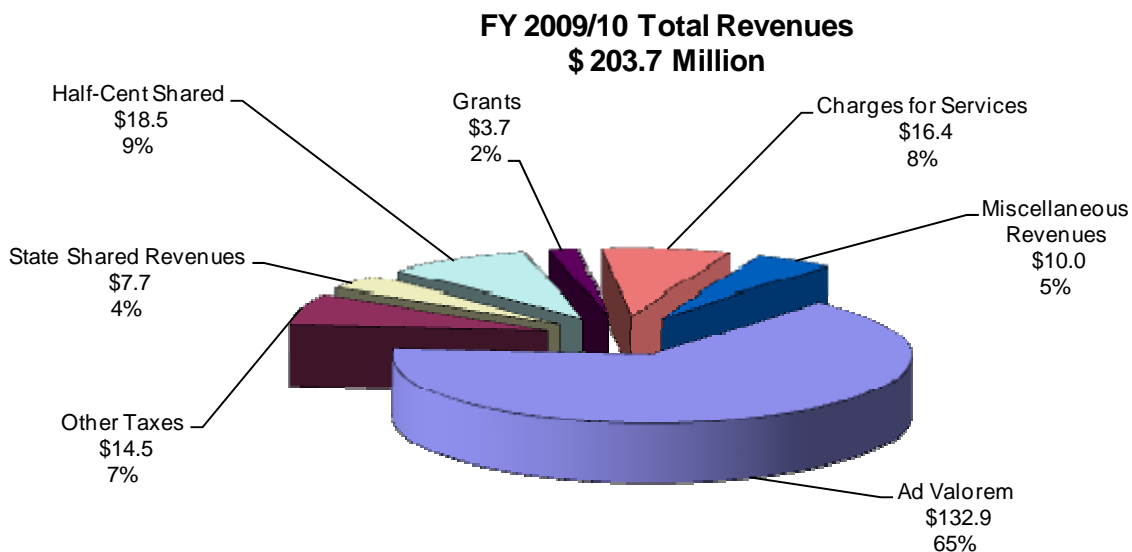


The General Fund budget for Seminole County is supported by a variety of sources. Some of these sources are generated during the fiscal year they are utilized, while others are derived from previous fiscal years. Two charts have been selected to provide you with an overall view of the types of sources utilized for the annual budget, the funding amounts generated, and the percentages of the total budget reflected. Detailed descriptions of the types of sources represented are also included.

The chart below identifies all funding sources represented in the General Fund annual budget including beginning fund balance and transfers.



This second chart reflects total revenues which include current year collections and recurring sources of funding. Beginning fund balance and transfers are excluded from this view.



# Seminole County Government General Fund Sources of Funds



## ***Recurring sources of funding:***

**Ad Valorem** – A tax levied on the assessed value (net of any exemptions) of real and personal property. This is commonly referred to as “property tax”.

**Other Taxes** – Other tax revenues collected by the County, including gas taxes, utility taxes, tourist development taxes and other miscellaneous taxes.

**State Shared Revenue** - Revenues assessed and collected by the State of Florida, then allocated and returned to the Counties and Municipalities. The largest portion of State Shared Revenues is sales tax.

**Half-Cent Sales Tax** - Revenues assessed and collected by the State of Florida, then allocated and returned to the Counties and Municipalities. These collections consist of a 6% tax on each \$1.00 sale occurring within Seminole County.

**Grants** - A contribution of assets (usually cash) by one governmental unit or other organization to the County for a specified purpose.

**Charges for Services** – These are charges for specific governmental services provided to specific individuals and entities. These charges include water and sewer services, landfill charges, building and permit fees, court costs and other such charges.

**Miscellaneous Revenues** – Other current year revenues not included in the categories listed above. These revenues include fines and forfeitures, interest received on investments held by the County and Excess Fees returned by Constitutional Officers.

## ***Other Sources:***

**Beginning Fund Balance** – Estimated funds remaining from the previous fiscal year. These remaining funds are both unexpended appropriations and the previous year’s Reserves.



## Seminole County Government General Fund Summary of Sources

	FY 2006/07 Actual	FY 2007/08 Actual	FY 2008/09 Adopted	FY 2008/09 Amended	FY 2009/10 Adopted
<b>Taxes</b>					
311100 Ad Valorem-Current	143,158,245	140,332,384	137,901,010	137,129,671	132,475,398
311200 Ad Valorem-Delinquent	298,814	448,922	300,000	300,000	400,000
314100 Utility Tax-Electricity	4,340,795	4,330,234	4,590,000	4,350,000	4,300,000
314300 Utility Tax-Water	995,336	806,792	925,000	925,000	876,000
314400 Utility Tax-Gas	208,416	219,188	225,000	225,000	225,000
314700 Utility Tax-Fuel Oil	4,040	1,385	1,000	1,000	1,500
315100 Communications Services Tax	9,897,567	9,693,718	8,380,000	8,380,000	8,500,000
316100 Professional/Occupational	658,962	590,541	655,000	655,000	550,000
31 Taxes	<b>159,562,174</b>	<b>156,423,164</b>	<b>152,977,010</b>	<b>151,965,671</b>	<b>147,327,898</b>
<b>Licenses &amp; Permits</b>					
329170 Arbor Permit	0	4,596	10,000	10,000	4,500
329180 Dredge/Fill Permit	0	1,178	2,000	2,000	1,000
32 Permits, Fees, Sp Assess	<b>0</b>	<b>5,774</b>	<b>12,000</b>	<b>12,000</b>	<b>5,500</b>
<b>Intergovernmental Revenue</b>					
331224 Sheriff-Federal Grants	517,790	280,373	175,177	1,079,631	183,397
331227 Erate Telecom Discnt Prog	37,831	26,348	32,500	32,500	32,500
331230 Emergency Management	75,344	0	0	0	0
331240 COPS Grants	200,220	0	0	0	0
331510 Disaster Relief (FEMA)	100,669	2,583,872	0	0	0
334164 Voter Education	0	137,587	40,000	198,294	40,000
334221 Sheriff-State Grants	4,033,337	5,527,008	3,332,353	4,886,195	3,269,094
334510 Disaster Relief (state)	0	239,054	0	0	0
334691 HRS/CDD Contract	8,033	10,426	0	0	0
334710 Aid To Libraries	228,337	217,413	200,000	200,000	200,000
335120 State Revenue Sharing	9,023,123	8,355,604	8,500,000	6,815,000	6,815,000
335130 Insurance Agents License	118,882	126,633	120,000	120,000	120,000
335140 Mobile Home Licenses	31,507	31,006	50,000	50,000	31,000
335150 Alcoholic Beverage	133,928	121,585	150,000	150,000	125,000
335160 Sales & Use Tax	446,500	446,500	446,500	446,500	446,500
335180 Half-Cent State Sales Tax	24,879,717	22,787,521	23,250,000	18,675,000	18,500,000
335231 Hazardous Material	-1,638	0	11,000	11,000	11,000
335493 Motor Fuel Tax	180,357	155,947	200,000	200,000	155,000
335691 Choose Life Plate Fees	23,558	21,335	25,000	25,000	22,000
337900 Local Grants & Aids	0	11,788	0	0	0
33 Intergovernmental Revenue	<b>40,037,495</b>	<b>41,080,000</b>	<b>36,532,530</b>	<b>32,889,120</b>	<b>29,950,491</b>
<b>Charges For Services</b>					
341200 Zoning Fees	0	373,917	525,000	525,000	300,000
341320 School Admin Fee	0	70,854	50,000	50,000	65,000
341351 Admin Fee - Solid Waste	2,308,875	711,000	775,795	775,795	660,000
341352 Admin Fee - Fire	2,467,850	2,470,000	2,602,056	2,602,056	2,230,000
341354 Admin Fee - Water and	689,275	2,400,000	2,225,498	2,225,498	1,500,000
341355 Admin Fee - Development	0	160,000	157,425	157,425	260,000
341356 Admin Fee - Tourist	40,000	142,500	118,750	118,750	70,000
341360 Admin Fee - Stormwater	0	0	0	0	175,000
341361 Admin Fee - 50100 Self	0	0	0	0	55,000
341362 Admin Fee - 50200 Self	0	0	0	0	65,000
341520 Sheriffs Fees	349,466	53,611	376,100	376,100	584,500
341530 Facilities Fee-Circuit	0	135	0	0	0
341910 Addressing Fees	0	20,820	35,000	35,000	10,000
342100 Reimbursement - Sheriff	1,964,401	2,233,888	1,554,709	1,554,709	1,629,755
342320 Housing of Prisoners	2,065,629	2,089,481	1,925,021	1,925,021	2,288,550
342330 Inmate Fees	348,211	579,783	357,000	357,000	372,000
342390 Housing Of Prisoner-Other	40,995	41,142	30,000	30,000	30,000



**Seminole County Government  
General Fund Summary of Sources**

	FY 2006/07 Actual	FY 2007/08 Actual	FY 2008/09 Adopted	FY 2008/09 Amended	FY 2009/10 Adopted
<b>Charges For Services (continued)</b>					
342530 Sheriff - Iron Bridge	182,400	0	185,400	185,400	190,000
342560 Engineering	0	395,768	630,000	630,000	200,000
342910 Impound/Immobilization	23,750	29,825	25,000	25,000	25,000
342920 Supervisor - Pay	37,600	38,271	35,000	35,000	35,000
343900 Other Physical Env Fees	525	808	0	0	0
343901 Reimbursements - Tower	49,101	46,583	40,000	40,000	40,000
343902 Reimbursements - Fiber	15,300	12,600	25,000	25,000	25,000
343903 Reband 800 MHZ	22,870	0	45,000	45,000	67,870
346400 Animal Control	244,821	250,972	225,000	225,000	250,000
347200 Parks and Recreation	887,892	1,203,292	1,192,835	1,192,835	1,190,000
348880 Supervision - Probation	782,699	734,862	824,000	824,000	824,000
351101 \$65 Add'l Court Cost	550,592	558,696	0	0	0
348921 Court Innovations / Local	0	0	141,625	141,625	141,625
348922 Legal Aid	0	0	141,625	141,625	141,625
348923 Law Library	0	0	141,625	141,625	141,625
348924 Juvenile Alternative	0	0	141,625	141,625	141,625
348930 Facilities Fee-County State	1,253,887	1,257,330	1,320,000	1,250,000	2,300,000
349100 Service Charge-Agencies	450,161	467,436	415,000	415,000	415,000
349200 Concurrency Review	0	23,053	35,000	35,000	25,000
34 Charges For Services	<b>14,776,301</b>	<b>16,366,627</b>	<b>16,296,089</b>	<b>16,226,089</b>	<b>16,448,175</b>
<b>Fines &amp; Forfeits</b>					
351103 Crime Prevention Program	131,259	117,127	195,000	195,000	115,000
351150 Traffic-Parking	30,463	26,194	0	0	25,000
351700 Intergovt Radio Program	701,280	724,958	721,412	721,412	721,412
352100 Library	158,976	154,270	164,800	164,800	164,800
354200 Code Enforcement	82,077	48,676	33,000	33,000	65,000
359100 Pretrial Intervention	269	78	0	0	0
359901 Adult Diversion	305,938	374,084	200,000	200,000	350,000
359902 Community Svc Insurance	12,449	14,791	10,000	10,000	10,000
359903 Adult Drug Court	10,242	0	0	0	0
35 Fines & Forfeits	<b>1,432,953</b>	<b>1,460,178</b>	<b>1,324,212</b>	<b>1,324,212</b>	<b>1,451,212</b>
<b>Miscellaneous Revenue</b>					
361100 Interest On Investments	4,232,351	2,598,244	1,500,000	1,500,000	800,000
361133 Interest - Sheriff	616,145	359,824	425,000	425,000	75,000
361320 Interest-Tax Collector	0	229,006	0	0	0
362100 Rents And Royalties	31,646	34,396	25,000	25,000	35,250
364100 Fixed Asset Sale Proceeds	263,343	55,855	40,000	40,000	40,000
364200 Insurance Proceeds	510,075	0	5,000	5,000	0
366100 Contributions & Donations	13,492	117,422	0	0	0
366101 Contributions/Port Authority	1,000,000	950,000	1,000,000	1,000,000	500,000
367160 Process Server Licenses*	1,635	1,950	1,500	1,500	1,500
369100 Tax Deed Surplus	279,427	0	0	0	0
369570 Admin Fee - Solid Waste	154,000	300,000	0	0	0
369580 Admin Fee - Street Lighting	100,460	94,000	0	0	0
369590 Admin Fee - MSBU Funds	15,094	9,930	0	0	0
369900 Miscellaneous-Other	766,641	318,843	175,000	175,000	180,000
369910 Copying Fees	80,817	57,418	50,000	50,000	50,000
369911 Maps and Publications	0	1,228	3,600	3,600	1,000
369912 Miscellaneous Sheriff	1,128,223	639,664	572,538	572,538	605,000
369920 Miscellaneous - Elections	930	6,484	6,500	6,500	6,500
369930 Reimbursements	40,562	525,888	950,000	950,000	847,481
369940 Reimbursements - Radios	194,951	87,979	210,000	210,000	210,000
36 Miscellaneous Revenue	<b>9,429,794</b>	<b>6,388,131</b>	<b>4,964,138</b>	<b>4,964,138</b>	<b>3,351,731</b>





## Seminole County Government General Fund Summary of Sources

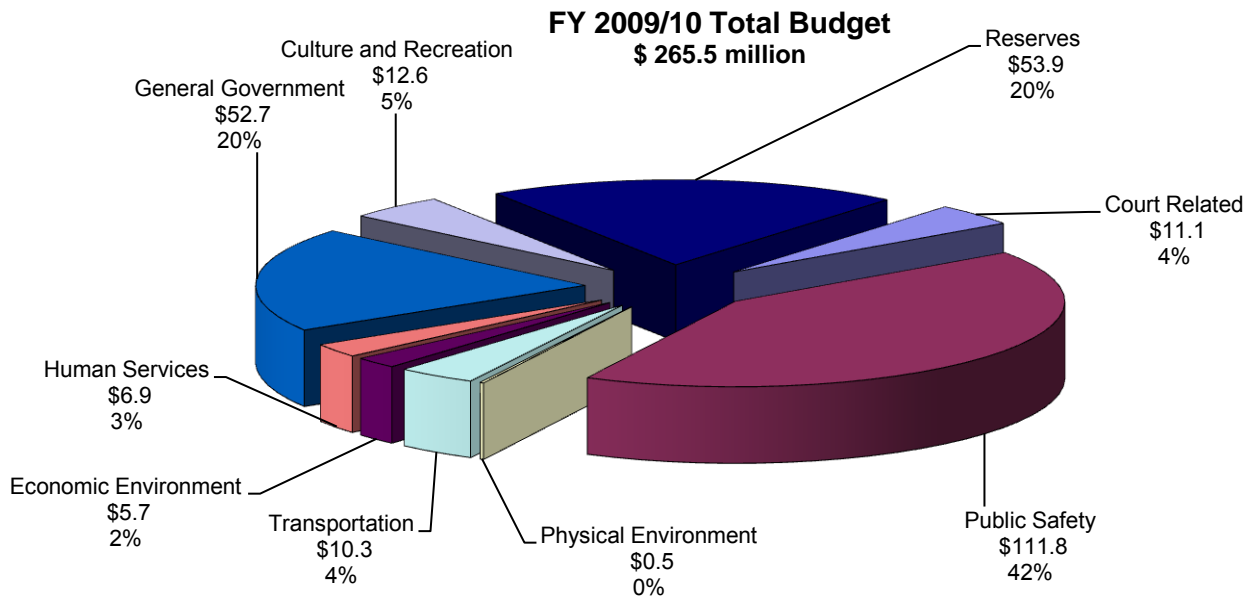
	FY 2006/07 Actual	FY 2007/08 Actual	FY 2008/09 Adopted	FY 2008/09 Amended	FY 2009/10 Adopted
<b>Other Financing Sources</b>					
381100 Transfer	0	150,482	0	9,300,370	0
386200 Excess Fees-Clerk	450,386	26,983	0	0	0
386300 Excess Fees-Sheriff*	1,846,951	1,729,177	0	0	0
386400 Excess Fees-Tax Collector*	6,641,325	3,454,391	4,500,000	4,500,000	5,250,000
386500 Excess Fees-Prop Appraiser	62,361	11,808	0	0	0
386700 Excess Fees-Supervisor of Election*	355,041	1,048,519	0	0	0
38 Other Financing Sources	<b>9,356,064</b>	<b>6,421,360</b>	<b>4,500,000</b>	<b>13,800,370</b>	<b>5,250,000</b>
<b>Other Sources</b>					
399999 Beginning Fund Balance	48,106,717	54,281,811	57,428,212	61,696,495	61,700,059
39 Other Sources	<b>48,106,717</b>	<b>54,281,811</b>	<b>57,428,212</b>	<b>61,696,495</b>	<b>61,700,059</b>
<b>Report Total</b>	<b>282,701,498</b>	<b>282,427,045</b>	<b>274,034,191</b>	<b>282,878,095</b>	<b>265,485,066</b>

# Seminole County Government General Fund Uses of Funds

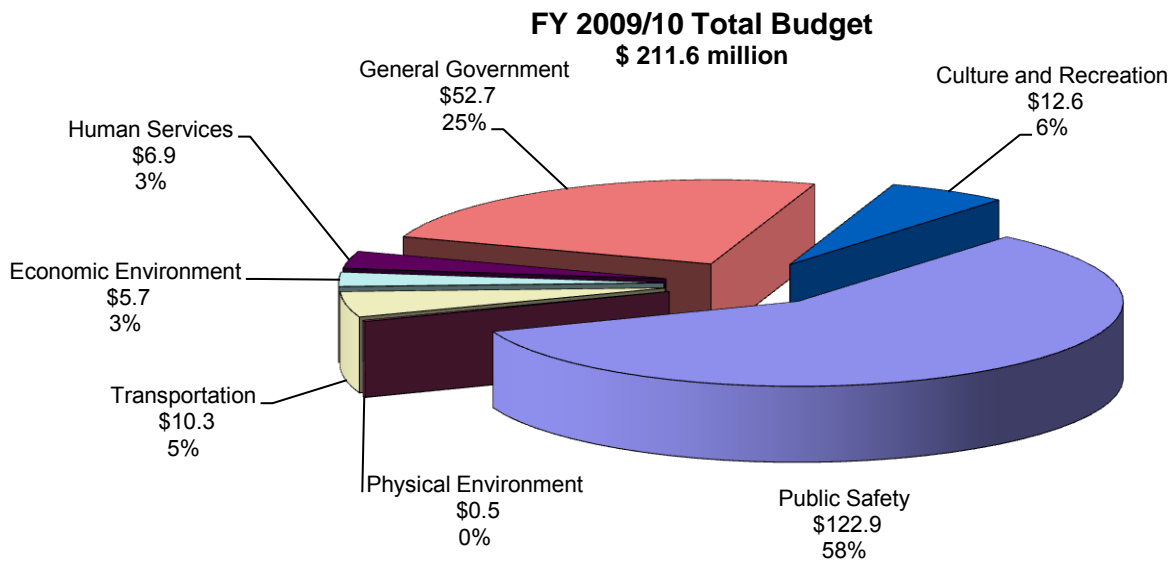


Revenues collected in the General Fund are used to support a variety of government functions. Of the \$265M budgeted, \$54M is reserved (see Reserve Section of this book for specific details) and \$211M is allocated according to the chart below. Approximately half of the expenditure budget is allocated to protecting the citizens and businesses in Seminole County. Additional information is provided below and on the following pages for each government function.

This chart identifies the General Fund total budget by State-designated *use* or appropriation category, which includes appropriation for reserves.



This second chart identifies the County's General Fund Operating and Capital Budget, reflecting the expenditure budget by the category of General Fund supported Governmental Services provided to citizens. Reserves and transfers are excluded from this view and debt service is appropriately included as part of the governmental service area that the debt has been incurred. Court Related expenditures are combined with Public Safety.





# Seminole County Government

## General Fund

### Uses of Funds



Explanations for each State-designated use category is detailed below:

**Public Safety** – Nearly \$94M is allocated for law enforcement and jail operation/facility. Additionally, \$5M is allocated for radio communication services (including to several cities). Funding is also provided by the General Fund for emergency communications, juvenile detention, probation officers, animal services and the Medical Examiner.

**General Government** – Over \$16M is allocated to the Constitutional Officers for tax collection, property appraisals, elections, and accounting of the Board's operations. Approximately \$7M is allocated to acquiring land for future use, renovation of the Health Department, and constructing a memorial for fallen officers. A substantial portion of the \$8M allocated for facilities is due to the maintenance of building. Approximately \$4M is allocated for planning and development in Seminole County. The remaining allocation of General Fund budget is dedicated to business needs internal to managing the county: human and financial resources, legal affairs, and technology.

**Court-Related Expenditures** – The County provides support for the State's Court System. Over \$3M is dedicated annually for debt associated with improvements that were made to the court facilities, as well as \$2M for maintaining the facilities and providing technology services. Additionally, over \$4M is provided to the Sheriff to provide security for the judges. The remaining funding is allocated to other court-related programs such as Prosecution Alternatives for Youth, Legal Aid, Law Library and training for Guardian Ad Litem volunteers who represent abused or neglected children.

**Culture and Recreation** – Approximately \$6M is allocated to the County Library System. Nearly \$6M is allocated to nature preservation through parks/trails/natural lands, and the provision of recreational programs.

**Transportation** – Over \$6M is allocated to maintaining the stormwater infrastructure. Approximately \$2M is provided to LYNX to support the bus services provided in the County. The remaining General Funds are allocated to maintaining our roads, trails and greenscape.

**Human Services** – Approximately \$5M is provided for public assistance programs, care for the indigent persons, and services for the care, treatment and control of human illness, injury or handicap. Nearly \$1M is provided to operate the State's Health Department. Other services provided through the General Fund are mosquito control and Veteran's services.

**Economic Environment** – Nearly the entire \$6M budget is to provide funding to the cities for community redevelopment.

**Physical Environment** – Funding is allocated for tree replacements and for assisting residents with planting and horticulture.

# Seminole County Government

## GENERAL FUND

### Summary of Uses by Program



*The following schedule reflects how General Fund budget is utilized:*

Function	Program	FY 2009/10 Appropriation
<b>Public Safety</b>		
	Law Enforcement	\$ 60,032,532
	Jail Operation & Maintenance	
	Corrections	30,207,495
	Facility-Maintenance/Debt	3,668,581
	Prior Year Invoices	35,000
	Jail Total	33,911,076
	Radio Support for Police/Fire (County and Cities)	4,926,959
	Juvenile Justice Detention	2,650,000
	Probation	1,964,963
	Animal Services	2,196,110
	Emergency Communications	2,626,528
	Emergency Management	554,840
	Emergency Medical Services Performance Mngmt	226,622
	Medical Examiner	496,800
	Public Safety Director's Office	394,318
	Public Safety Building - Debt	1,783,270
	<b>Public Safety Total</b>	<b>111,764,018</b>
<b>Courts</b>		
	Facility-Maintenance/Debt	4,813,000
	Judicial Security	4,516,335
	Prosecution Alternatives for Youth	531,733
	Judicial/Public Defender/State Attorney (technology)	519,264
	Legal Aid	330,808
	Judicial	174,169
	Law Library	137,500
	Guardian Ad Litem	121,922
	<b>Court Support Total</b>	<b>11,144,731</b>
<b>Culture &amp; Recreation</b>		
	Libraries	6,674,110
	Recreational Activities & Programs	4,096,812
	Greenways & Trails	1,478,722
	Natural Lands	191,956
	Youth Programs - Community Services	149,157
	<b>Culture &amp; Recreation Total</b>	<b>12,590,757</b>
<b>Transportation</b>		
	Stormwater	6,198,451
	LYNX Bus Service	2,175,342
	Greenways & Trails	1,206,676
	Road related	730,830
	<b>Transportation Total</b>	<b>10,311,299</b>

# Seminole County Government

## GENERAL FUND

### Summary of Uses by Program



*The following schedule reflects how General Fund budget is utilized:*

Function	Program	FY 2009/10 Appropriation
<b>Human Services</b>		
	Low Income Assistance	4,770,387
	Health Department	983,039
	Mosquito Control	709,613
	Community Services Business Office	205,573
	Veteran's Services	197,232
	Family & Consumer Science	58,531
	Adoption Support	22,938
	<b>Human Services Total</b>	<b><u>6,947,313</u></b>
<b>Economic Environment</b>		
	Community Redevelopment - Cities	5,585,370
	Business Development	128,187
	<b>Economic Environment Total</b>	<b><u>5,713,557</u></b>
<b>Physical Environment</b>		
	Extension Service	104,707
	Horticulture	128,658
	Tree Replacements	260,063
	<b>Physical Environment Total</b>	<b><u>493,428</u></b>
<b>General Government</b>		
	Constitutional Officers	
	Tax Collection	7,448,101
	Property Appraiser	4,261,174
	Elections	2,189,067
	Accounting & Finance for Board	2,373,699
	Constitutional Officers Total	<u>16,272,041</u>
	Support Services	
	Administration and Land Acquisition	7,140,143
	Property Management	2,362,174
	Support Services Total	<u>9,502,317</u>
	Facilities Management	8,145,432
	Planning & Development	
	Comprehensive Planning	1,576,213
	Development Review	1,185,416
	P&D Business Office	890,368
	Current Planning	430,374
	Building	352,231
	Planning & Development Total	<u>4,434,602</u>

# Seminole County Government

## GENERAL FUND

### Summary of Uses by Program

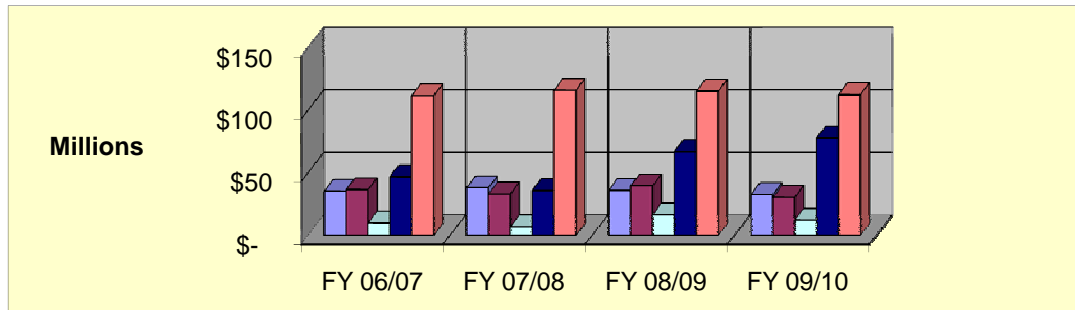


*The following schedule reflects how General Fund budget is utilized:*

Function	Program	FY 2009/10 Appropriation
<b>General Government (continued)</b>		
	Information Technology	
	Telecommunications	789,075
	Enabling County Business	583,602
	Business Office	567,549
	Information Technology Total	1,940,226
	County Attorney	1,934,834
	County Manager's Office	1,544,898
	Resource Management	1,452,137
	Human Resources	
	Human Resource Operations	885,514
	Employee Relations	510,928
	Human Resources Total	1,396,442
	County Commissioner's Office	1,004,736
	Purchasing & Contracts	1,002,619
	Fleet Management	383,059
	Central Charges (property insurance, unemployment comp, etc)	3,645,341
	<b>General Government Total</b>	<b>52,658,684</b>
	<b>Total - Citizen Programs</b>	<b>211,623,787</b>
	<b>General Fund Reserves</b>	<b>53,861,279</b>
	<b>Total General Fund Appropriations</b>	<b>\$ 265,485,066</b>



## Seminole County Government General Fund Funding Per Capita By Object Category



- Personal Services
- Operating Expenses
- Capital Outlay & Debt Service \*
- Other (Including grants, reserves, and other transfers)
- Constitutionals

	Actuals FY 06/07	Funding Per Capita	Adopted FY 07/08	Funding Per Capita	Adopted FY 08/09	Funding Per Capita	Adopted FY 09/10	Funding Per Capita
Personal Services	\$ 35,248,817	\$ 83	\$ 37,938,374	\$ 89	\$ 36,024,669	\$ 87	\$ 32,552,901	\$ 77
Operating Expenses	\$ 36,486,010	\$ 85	\$ 33,103,114	\$ 78	\$ 39,516,968	\$ 95	\$ 30,402,784	\$ 72
Capital Outlay & Debt Service *	\$ 9,857,953	\$ 23	\$ 6,737,809	\$ 16	\$ 16,282,298	\$ 39	\$ 12,154,827	\$ 29
Other (Including grants, reserves, and other transfers)	\$ 46,875,742	\$ 110	\$ 35,869,857	\$ 84	\$ 67,015,629	\$ 161	\$ 77,796,151	\$ 184
Constitutionals	\$ 111,704,117	\$ 262	\$ 116,028,760	\$ 273	\$ 115,194,627	\$ 277	\$ 112,578,403	\$ 266
<b>Total</b>	<b>\$ 240,172,639</b>	<b>\$ 563</b>	<b>\$ 229,677,914</b>	<b>\$ 540</b>	<b>\$ 274,034,191</b>	<b>\$ 659</b>	<b>\$ 265,485,066</b>	<b>\$ 628</b>
	<b>FY 06/07</b>		<b>FY 07/08</b>		<b>FY 08/09</b>		<b>FY 09/10</b>	
Population	<u>427,043</u>		<u>425,645</u>		<u>416,056</u>		<u>423,759</u>	

\* Capital Outlay expenditures fluctuate and do not follow traditional expenditure patterns. Capital Outlay includes capital improvements





## Seminole County Government Revenue Detail By Fund

	FY 2006/07 Actual	FY 2007/08 Actual	FY 2008/09 Adopted	FY 2008/09 Amended	FY 2009/10 Adopted
<b>00100 General Fund</b>					
311100 Ad Valorem-Current	143,158,245	140,332,384	137,901,010	137,129,671	132,475,398
311200 Ad Valorem-Delinquent	298,814	448,922	300,000	300,000	400,000
314100 Utility Tax-Electricity	4,340,795	4,330,234	4,590,000	4,350,000	4,300,000
314300 Utility Tax-Water	995,336	806,792	925,000	925,000	876,000
314400 Utility Tax-Gas	208,416	219,188	225,000	225,000	225,000
314700 Utility Tax-Fuel Oil	4,040	1,385	1,000	1,000	1,500
315100 Communications Services	9,897,567	9,693,718	8,380,000	8,380,000	8,500,000
316100 Professional/Occupational	658,962	590,541	655,000	655,000	550,000
329170 Arbor Permit	0	4,596	10,000	10,000	4,500
329180 Dredge/Fill Permit	0	1,178	2,000	2,000	1,000
331224 Sheriff-Federal Grants	517,790	280,373	175,177	1,079,631	183,397
331227 Erate Telecom Discnt Prog	37,831	26,348	32,500	32,500	32,500
331230 Emergency Management	75,344	0	0	0	0
331240 COPS Grants	200,220	0	0	0	0
331510 Disaster Relief (FEMA)	100,669	2,583,872	0	0	0
334164 Voter Education	0	137,587	40,000	198,294	40,000
334221 Sheriff-State Grants	4,033,337	5,527,008	3,332,353	4,886,195	3,269,094
334510 Disaster Relief (state)	0	239,054	0	0	0
334691 HRS/CDD Contract	8,033	10,426	0	0	0
334710 Aid To Libraries	228,337	217,413	200,000	200,000	200,000
335120 State Revenue Sharing	9,023,123	8,355,604	8,500,000	6,815,000	6,815,000
335130 Insurance Agents License	118,882	126,633	120,000	120,000	120,000
335140 Mobile Home Licenses	31,507	31,006	50,000	50,000	31,000
335150 Alcoholic Beverage	133,928	121,585	150,000	150,000	125,000
335160 Sales & Use Tax	446,500	446,500	446,500	446,500	446,500
335180 Half-Cent State Sales Tax	24,879,717	22,787,521	23,250,000	18,675,000	18,500,000
335231 Hazardous Material	-1,638	0	11,000	11,000	11,000
335493 Motor Fuel Tax	180,357	155,947	200,000	200,000	155,000
335691 Choose Life Plate Fees	23,558	21,335	25,000	25,000	22,000
337900 Local Grants & Aids	0	11,788	0	0	0
341200 Zoning Fees	0	373,917	525,000	525,000	300,000
341320 School Admin Fee	0	70,854	50,000	50,000	65,000
341351 Admin Fee - Solid Waste	2,308,875	711,000	775,795	775,795	660,000
341352 Admin Fee - Fire	2,467,850	2,470,000	2,602,056	2,602,056	2,230,000
341354 Admin Fee - Water and	689,275	2,400,000	2,225,498	2,225,498	1,500,000
341355 Admin Fee - Development	0	160,000	157,425	157,425	260,000
341356 Admin Fee - Tourist	40,000	142,500	118,750	118,750	70,000
341360 Admin Fee - Stormwater	0	0	0	0	175,000
341361 Admin Fee - 50100 Self	0	0	0	0	55,000
341362 Admin Fee - 50200 Self	0	0	0	0	65,000
341520 Sheriffs Fees	349,466	53,746	376,100	376,100	584,500
341910 Addressing Fees	0	20,820	35,000	35,000	10,000
342100 Reimbursement - Sheriff	1,964,401	2,233,888	1,554,709	1,554,709	1,629,755
342320 Housing of Prisoners	2,065,629	2,089,481	1,925,021	1,925,021	2,288,550
342330 Inmate Fees	348,211	579,783	357,000	357,000	372,000
342390 Housing Of Prisoner-Other	40,995	41,142	30,000	30,000	30,000
342530 Sheriff - Iron Bridge	182,400	187,200	185,400	185,400	190,000
342560 Engineering	0	395,768	630,000	630,000	200,000
342910 Impound/Immobilization	23,750	29,825	25,000	25,000	25,000
342920 Supervisor - Pay	37,600	38,271	35,000	35,000	35,000
343900 Other Physical Env Fees	525	808	0	0	0
343901 Reimbursements - Tower	49,101	46,583	40,000	40,000	40,000
343902 Reimbursements - Fiber	15,300	12,600	25,000	25,000	25,000
343903 Reband 800 MHZ	22,870	0	45,000	45,000	67,870
346400 Animal Control	244,821	250,972	225,000	225,000	250,000
347200 Parks and Recreation	887,892	1,203,292	1,192,835	1,192,835	1,190,000
348880 Supervision - Probation	782,699	734,862	824,000	824,000	824,000
348921 Court Innovations / Local	550,592	558,696	141,625	141,625	141,625
348922 Legal Aid	0	0	141,625	141,625	141,625
348923 Law Library	0	0	141,625	141,625	141,625
348924 Juvenile Alternative	0	0	141,625	141,625	141,625
348930 Facilities Fee-County State	1,253,887	1,257,330	1,320,000	1,250,000	2,300,000
349100 Service Charge-Agencies	450,161	467,436	415,000	415,000	415,000
349200 Concurrence Review	0	23,053	35,000	35,000	25,000



## Seminole County Government Revenue Detail By Fund

	FY 2006/07 Actual	FY 2007/08 Actual	FY 2008/09 Adopted	FY 2008/09 Amended	FY 2009/10 Adopted
<b><u>00100 General Fund (continued)</u></b>					
351103 Crime Prevention Program	131,259	117,127	195,000	195,000	115,000
351150 Traffic-Parking	30,463	26,194	0	0	25,000
351700 Intergovt Radio Program	701,280	724,958	721,412	721,412	721,412
352100 Library	158,976	154,270	164,800	164,800	164,800
354200 Code Enforcement	82,077	48,676	33,000	33,000	65,000
359100 Pretrial Intervention	269	78	0	0	0
359901 Adult Diversion	305,938	374,084	200,000	200,000	350,000
359902 Community Svc Insurance	12,449	14,791	10,000	10,000	10,000
359903 Adult Drug Court	10,242	0	0	0	0
361100 Interest On Investments	4,232,351	2,598,244	1,500,000	1,500,000	800,000
361133 Interest - Sheriff	616,145	359,824	425,000	425,000	75,000
361320 Interest-Tax Collector	0	229,006	0	0	0
362100 Rents And Royalties	31,646	34,396	25,000	25,000	35,250
364100 Fixed Asset Sale Proceeds	263,343	55,855	40,000	40,000	40,000
364200 Insurance Proceeds	510,075	0	5,000	5,000	0
366100 Contributions & Donations	13,492	117,422	0	0	0
366101 Contributions/Port Authority	1,000,000	950,000	1,000,000	1,000,000	500,000
367160 Process Server Licenses	1,635	1,950	1,500	1,500	1,500
369100 Tax Deed Surplus	279,427	0	0	0	0
369570 Admin Fee - Solid Waste MSBU	154,000	300,000	0	0	0
369580 Admin Fee - Street Lighting	100,460	94,000	0	0	0
369590 Admin Fee - MSBU Funds	15,094	9,930	0	0	0
369900 Miscellaneous-Other	766,641	131,643	175,000	175,000	180,000
369910 Copying Fees	80,817	57,418	50,000	50,000	50,000
369911 Maps and Publications	0	1,228	3,600	3,600	1,000
369912 Miscellaneous Sheriff	1,128,223	639,664	572,538	572,538	605,000
369920 Miscellaneous - Elections	930	6,484	6,500	6,500	6,500
369930 Reimbursements	40,562	525,888	950,000	950,000	847,481
369940 Reimbursements - Radios	194,951	87,979	210,000	210,000	210,000
381100 Transfer	0	150,482	0	9,300,370	0
386200 Excess Fees-Clerk	450,386	26,983	0	0	0
386300 Excess Fees-Sheriff*	1,846,951	1,729,177	0	0	0
386500 Excess Fees-Prop Appraiser	62,361	11,808	0	0	0
386700 Excess Fees-Supervisor of Elections*	355,041	1,048,519	0	0	0
386700 Excess Fees-Tax Collector*	6,641,325	3,454,391	4,500,000	4,500,000	5,250,000
399999 Beginning Fund Balance	48,106,717	54,281,811	57,428,212	61,696,495	61,700,059
00100 General Fund	<b>282,701,498</b>	<b>282,427,045</b>	<b>274,034,191</b>	<b>282,878,095</b>	<b>265,485,066</b>
<b><u>00101 Police Education Fund</u></b>					
351900 Police Education	273,335	279,177	244,528	244,528	244,528
361100 Interest On Investments	6,778	5,297	0	0	0
399999 Beginning Fund Balance	94,520	94,849	0	165,188	0
00101 Police Education Fund	<b>374,633</b>	<b>379,323</b>	<b>244,528</b>	<b>409,716</b>	<b>244,528</b>
<b><u>00102 Tank Inspection Fund</u></b>					
334390 Tank Inspection Grant	138,638	114,096	280,914	247,460	155,143
361100 Interest On Investments	7,019	3,990	0	0	0
364100 Fixed Asset Sale Proceeds	0	1,154	0	0	0
369900 Miscellaneous-Other	110	25	0	0	0
399999 Beginning Fund Balance	163,188	130,534	0	0	0
00102 Tank Inspection Fund	<b>308,954</b>	<b>249,799</b>	<b>280,914</b>	<b>247,460</b>	<b>155,143</b>
<b><u>00103 Natural Land Endowment Fund</u></b>					
337900 Local Grants & Aids	118,922	14,385	0	0	0
361100 Interest On Investments	57,971	35,553	25,000	25,000	25,000
366100 Contributions & Donations	2,605	450	0	0	0
369900 Miscellaneous-Other	11,416	11,500	10,000	10,000	10,000
399999 Beginning Fund Balance	1,058,585	1,099,781	793,437	1,005,436	932,657
00103 Natural Land Endowment	<b>1,249,499</b>	<b>1,161,669</b>	<b>828,437</b>	<b>1,040,436</b>	<b>967,657</b>





## Seminole County Government Revenue Detail By Fund

	FY 2006/07 Actual	FY 2007/08 Actual	FY 2008/09 Adopted	FY 2008/09 Amended	FY 2009/10 Adopted
<b><u>00104 Boating Improvement Fund</u></b>					
335710 Boating Improvement Fees	100,552	89,781	100,000	100,000	85,000
361100 Interest On Investments	20,905	16,988	6,000	6,000	6,000
399999 Beginning Fund Balance	383,667	454,592	560,592	561,361	552,698
00104 Boating Improvement Fund	<b>505,124</b>	<b>561,361</b>	<b>666,592</b>	<b>667,361</b>	<b>643,698</b>
<b><u>00106 Petroleum Clean Up Fund</u></b>					
334392 Other Physical Environment	542,313	300,909	405,017	442,445	337,584
361100 Interest On Investments	11,674	7,119	0	0	0
369900 Miscellaneous-Other	124	37	0	0	0
399999 Beginning Fund Balance	210,421	276,790	0	0	0
00106 Petroleum Clean Up Fund	<b>764,532</b>	<b>584,855</b>	<b>405,017</b>	<b>442,445</b>	<b>337,584</b>
<b><u>00107 Fac Commercial Paper Fund</u></b>					
399999 Beginning Fund Balance	47,862	0	0	0	0
00107 Fac Commercial Paper Fund	<b>47,862</b>	<b>0</b>	<b>0</b>	<b>0</b>	<b>0</b>
<b><u>00108 Facilities Maintenance Fund</u></b>					
361100 Interest On Investments	0	15,836	0	0	0
364200 Insurance Proceeds	0	0	0	125,486	0
381100 Transfer	0	1,670,500	1,071,500	1,071,500	599,692
399999 Beginning Fund Balance	0	0	804,901	1,339,035	1,033,476
00108 Facilities Maintenance	<b>0</b>	<b>1,686,336</b>	<b>1,876,401</b>	<b>2,536,021</b>	<b>1,633,168</b>
<b><u>00110 Adult Drug Court</u></b>					
399999 Beginning Fund Balance	33,433	0	0	0	0
00110 Adult Drug Court	<b>33,433</b>	<b>0</b>	<b>0</b>	<b>0</b>	<b>0</b>
<b><u>10101 Transportation Trust Fund</u></b>					
311100 Ad Valorem-Current	1,782,287	1,734,851	1,692,779	1,692,779	1,507,873
311200 Ad Valorem-Delinquent	2,634	4,932	6,000	6,000	6,000
312410 1 - 6 Cent Local Option Gas *	7,826,652	7,731,942	7,664,879	7,200,000	7,200,000
312410 Alternative Decal Fee*	3,122	2,851	0	0	0
331510 Disaster Relief (FEMA)	0	289,974	0	0	0
334490 Transportation Rev Grant	485,498	36,320	0	0	0
334510 Disaster Relief (state)	0	48,329	0	0	0
335491 Constitutional Gas Tax	3,819,742	3,646,293	3,742,461	3,405,000	3,405,000
335492 County Gas Tax	1,664,657	1,583,885	1,632,300	1,550,000	1,550,000
337900 Local Grants & Aids	106,388	1,480	0	0	2,000,000
342560 Engineering	0	0	30,000	30,000	30,000
344910 Signals Charge for Service	0	0	632,950	632,950	632,950
344920 Fiber - Charge For Services	0	0	212,000	271,940	282,000
349200 Concurrency Review	41,591	15,950	25,000	25,000	10,000
361100 Interest On Investments	259,372	314,686	300,000	300,000	150,000
361130 Interest - Condemnations	0	0	0	0	7,000
361200 Interest-State Board Adm	8,933	3,458	0	0	0
361300 Interest-Condemnations	18,281	8,851	20,000	20,000	0
361320 Interest-Tax Collector	0	2,816	0	0	0
364100 Fixed Asset Sale Proceeds	72,523	99,678	45,000	45,000	45,000
364200 Insurance Proceeds	8,440	0	0	0	0
366100 Contributions & Donations	0	0	25,000	25,000	0
369400 Reimbursements	43,279	23,681	10,000	10,000	0
369900 Miscellaneous-Other	880,534	1,195,305	40,000	40,000	40,000
369910 Copying Fees	1,587	1,612	0	0	0
369930 Reimbursements	0	0	0	0	10,000
381100 Transfer	12,495,565	10,011,936	4,976,550	4,976,550	730,830
386400 Excess Fees-Tax Collector	5,392	0	0	0	0
386500 Excess Fees-Prop Appraiser	256	0	0	0	0
399999 Beginning Fund Balance	10,397,148	10,758,977	8,644,007	11,382,376	6,296,491
10101 Transportation Trust Fund	<b>39,923,878</b>	<b>37,517,807</b>	<b>29,698,926</b>	<b>31,612,595</b>	<b>23,903,144</b>



## Seminole County Government Revenue Detail By Fund

	FY 2006/07 Actual	FY 2007/08 Actual	FY 2008/09 Adopted	FY 2008/09 Amended	FY 2009/10 Adopted
<b>10102 Ninth-cent Fuel Tax Fund</b>					
312300 County Voted Gas Tax	2,224,888	2,194,586	2,200,000	2,000,000	2,000,000
361100 Interest On Investments	760	12,648	0	0	0
366100 Contributions & Donations	6,925	13,016	0	0	0
369400 Reimbursements	76,831	76,231	0	0	0
369900 Miscellaneous-Other	2,700	0	0	0	0
381100 Transfer	2,592,792	1,946,992	3,069,741	3,069,741	2,175,342
399999 Beginning Fund Balance	326,383	209,382	169,009	63,050	169,009
10102 Ninth-cent Fuel Tax Fund	<b>5,231,280</b>	<b>4,452,855</b>	<b>5,438,750</b>	<b>5,132,791</b>	<b>4,344,351</b>

<b>10400 Building Program Fund</b>					
322100 Building Permits	2,351,206	2,241,593	2,200,000	1,300,000	1,300,000
322102 Electrical	168,934	138,014	140,000	100,000	105,000
322103 Plumbing	110,571	114,466	95,000	75,000	80,000
322104 Mechanical	116,471	110,037	90,000	80,000	85,000
322106 Wells	5,945	4,570	5,000	5,000	5,000
322107 Signs	24,840	22,377	23,000	23,000	25,000
322108 Gas	32,712	23,196	35,000	15,000	20,000
329170 Arbor Permit	16,090	0	0	0	0
329180 Dredge/Fill Permit	1,746	0	0	0	0
341200 Zoning Fees	550,624	0	0	0	0
331510 Disaster Relief (FEMA)	0	1,325	0	0	0
334510 Disaster Relief (state)	0	221	0	0	0
341300 Maps And Publications	2,006	0	2,000	2,000	0
341910 Addressing Fees	34,115	0	0	0	0
342510 Inspection Fee - Fire	3,245	2,905	2,500	2,500	1,000
342516 After Hours Inspections	61,048	44,715	45,000	25,000	35,000
342560 Engineering	800,446	0	0	0	0
342590 Reinspections	316,336	217,051	350,000	250,000	265,000
349200 Concurrency Review	32,125	0	0	0	0
361100 Interest On Investments	176,193	97,032	110,000	50,000	25,000
364100 Fixed Asset Sale Proceeds	10,256	22,594	0	0	5,000
364200 Insurance Proceeds	463	0	0	0	0
367110 Competency Certificate -	32,605	22,155	26,000	26,000	35,000
369500 Administrative Fees	46,037	0	0	0	0
369900 Miscellaneous-Other	37,499	27,740	15,000	5,000	5,000
369910 Copying Fees	11,098	3,921	10,000	5,000	5,000
381100 Transfer	1,000,000	0	0	0	0
399999 Beginning Fund Balance	3,854,719	2,897,983	1,957,009	2,231,397	1,103,523
10400 Building Program Fund	<b>9,797,331</b>	<b>5,991,895</b>	<b>5,105,509</b>	<b>4,194,897</b>	<b>3,099,523</b>

<b>11000 Tourist Development Fund/ 3% Tax</b>					
312120 Tourist Development Tax	2,431,739	2,315,773	2,325,000	1,890,000	1,800,000
361100 Interest On Investments	175,129	126,444	50,000	50,000	50,000
369900 Miscellaneous-Other	784	14	0	0	0
369921 Advertising	0	16,482	0	0	0
369922 Sales Commission	41	30	0	0	0
369923 Registrations	0	350	0	0	0
399999 Beginning Fund Balance	3,159,575	3,576,568	3,623,894	3,657,777	2,462,173
11000 Tourist Development Fund/	<b>5,767,268</b>	<b>6,035,661</b>	<b>5,998,894</b>	<b>5,597,777</b>	<b>4,312,173</b>

<b>11001 Tourist Dev - Prof Sports Franchise/ 2% Tax</b>					
312120 Tourist Development Tax	0	0	0	0	1,200,000
399999 Beginning Fund Balance	0	0	0	0	892,500
11001 Tourist Dev - Prof Sports	<b>0</b>	<b>0</b>	<b>0</b>	<b>0</b>	<b>2,092,500</b>



## Seminole County Government Revenue Detail By Fund

	FY 2006/07 Actual	FY 2007/08 Actual	FY 2008/09 Adopted	FY 2008/09 Amended	FY 2009/10 Adopted
<b><u>11200 Fire Protection Fund</u></b>					
311100 Ad Valorem-Current	46,338,889	46,027,597	47,931,122	47,931,122	42,271,888
311200 Ad Valorem-Delinquent	91,513	155,015	70,000	70,000	100,000
331510 Disaster Relief (FEMA)	0	123,640	0	0	0
334220 Public Safety Grant	7,994	0	0	0	0
334510 Disaster Relief (state)	0	8,336	0	0	0
335210 Firefighters Supplement	0	0	0	0	75,000
335230 Firefighters Supplement	75,102	77,241	75,000	75,000	0
337900 Local Grants & Aids	0	11,783	0	0	0
342610 Ambulance Transport Fees	3,140,024	3,909,708	3,300,000	3,300,000	4,000,000
342630 Fire Service Fees	1,919	0	0	0	0
361100 Interest On Investments	1,833,591	1,497,063	600,000	600,000	600,000
361320 Interest-Tax Collector	0	74,793	0	0	0
364100 Fixed Asset Sale Proceeds	37,353	217,212	0	0	0
364200 Insurance Proceeds	72,786	0	0	0	0
366100 Contributions & Donations	1,000	30,703	0	0	0
369900 Miscellaneous-Other	48,849	81,812	0	0	0
369910 Copying Fees	228	898	0	0	0
381100 Transfer	0	6,231	0	61,674	0
386400 Excess Fees-Tax Collector	139,943	0	65,000	65,000	0
386500 Excess Fees-Prop Appraiser	6,549	0	0	0	0
399999 Beginning Fund Balance	15,401,087	25,516,959	31,024,910	35,209,003	38,014,624
11200 Fire Protection Fund	<b>67,196,825</b>	<b>77,738,991</b>	<b>83,066,032</b>	<b>87,311,799</b>	<b>85,061,512</b>
<b><u>11400 Court Support Technology Fee Fund</u></b>					
341160 Recording Fees \$2 County*	1,413,506	751,052	860,000	450,000	425,000
361100 Interest On Investments	70,050	475,542	0	0	0
369900 Miscellaneous-Other	312	0	0	0	0
381100 Transfer	0	0	0	0	450,000
399999 Beginning Fund Balance	1,108,023	1,497,135	1,308,164	1,585,175	669,624
11400 Court Support Technology Fee Fund	<b>2,591,891</b>	<b>2,723,729</b>	<b>2,168,164</b>	<b>2,035,175</b>	<b>1,544,624</b>
<b><u>11500 Infrastructure Sales Tax Fund - 1991</u></b>					
334490 Transportation Rev Grant	3,741,802	1,000,000	0	0	0
361100 Interest On Investments	7,111,789	3,275,998	3,591,246	3,591,246	812,667
364100 Fixed Asset Sale Proceeds	44,440	0	0	0	0
366100 Contributions & Donations	2,126,513	0	686,223	690,761	585,668
369900 Miscellaneous-Other	0	14,175	20,000	20,000	20,000
399999 Beginning Fund Balance	188,218,306	179,185,188	119,466,723	164,232,914	113,474,401
11500 Infrastructure Sales Tax Fund - 1991	<b>201,242,850</b>	<b>183,475,361</b>	<b>123,764,192</b>	<b>168,534,921</b>	<b>114,892,736</b>
<b><u>11541 Infrastructure Sales Tax Fund - 2001</u></b>					
312600 Discretionary Sales Surtax	40,535,008	37,616,346	46,011,485	39,480,090	43,946,893
334490 Transportation Rev Grant	969,947	900,000	3,500,000	3,760,701	0
349100 Service Charge-Agencies	0	0	674,845	674,845	110,121
361100 Interest On Investments	4,541,963	2,824,972	212,477	212,477	115,348
366100 Contributions & Donations	329,912	681,814	0	0	0
366150 Proportionate Share	760,300	346,575	1,740,682	1,740,682	0
369900 Miscellaneous-Other	2,441	23,644	0	0	0
381100 Transfer	0	0	0	452,152	0
399999 Beginning Fund Balance	93,143,010	93,106,268	66,894,450	80,749,901	56,016,095
11541 Infrastructure Sales Tax Fund - 2001	<b>140,282,580</b>	<b>135,499,619</b>	<b>119,033,939</b>	<b>127,070,848</b>	<b>100,188,457</b>
<b><u>11800 EMS Trust Fund</u></b>					
334200 EMS Trust Fund Grant	124,496	31,640	532,528	537,284	663,784
361100 Interest On Investments	0	0	2,500	2,500	2,500
399999 Beginning Fund Balance	-1	0	0	0	0
11800 EMS Trust Fund	<b>124,494</b>	<b>31,640</b>	<b>535,028</b>	<b>539,784</b>	<b>666,284</b>



## Seminole County Government Revenue Detail By Fund

	FY 2006/07 Actual	FY 2007/08 Actual	FY 2008/09 Adopted	FY 2008/09 Amended	FY 2009/10 Adopted
<b><u>11901 Community Devel Blk Grant</u></b>					
331540 Community Development Blk Grant	3,418,177	2,662,057	5,256,774	4,876,597	5,477,728
399999 Beginning Fund Balance	-34,199	-98,311	0	0	0
11901 Community Devel Blk Grant	<b>3,383,977</b>	<b>2,563,746</b>	<b>5,256,774</b>	<b>4,876,597</b>	<b>5,477,728</b>
<b><u>11902 Home Program Grant</u></b>					
331590 HOME Program	1,345,590	1,770,501	3,309,899	3,023,062	2,698,616
361100 Interest On Investments	664	16	0	0	0
399999 Beginning Fund Balance	51,377	63,022	0	0	0
11902 Home Program Grant	<b>1,397,630</b>	<b>1,833,539</b>	<b>3,309,899</b>	<b>3,023,062</b>	<b>2,698,616</b>
<b><u>11903 Byrne Drug Abuse Grant</u></b>					
334695 Drug Abuse Grant	63,837	48,439	0	0	0
381100 Transfer	0	0	0	70,709	0
399999 Beginning Fund Balance	-182,984	-119,147	0	-70,709	0
11903 Byrne Drug Abuse Grant	<b>-119,147</b>	<b>-70,708</b>	<b>0</b>	<b>0</b>	<b>0</b>
<b><u>11904 Emergency Shelter Grants</u></b>					
331550 Emergency Shelter Grant	105,252	106,251	106,525	106,525	106,258
11904 Emergency Shelter Grants	<b>105,252</b>	<b>106,251</b>	<b>106,525</b>	<b>106,525</b>	<b>106,258</b>
<b><u>11905 Community Svc Block Grant</u></b>					
331690 CSBG-Community Services	0	0	0	0	231,805
334696 Community Services-CSBG	234,598	231,979	230,521	246,352	0
361100 Interest On Investments	100	70	0	0	0
381100 Transfer	4,775	20,431	0	0	0
399999 Beginning Fund Balance	-79	21	0	0	0
11905 Community Svc Block Grant	<b>239,394</b>	<b>252,501</b>	<b>230,521</b>	<b>246,352</b>	<b>231,805</b>
<b><u>11907 Hazard Mitigation - Wind Retrofit</u></b>					
361100 Interest On Investments	8,932	5,815	0	0	0
399999 Beginning Fund Balance	0	0	0	14,746	0
11907 Hazard Mitigation-Wind	<b>8,932</b>	<b>5,815</b>	<b>0</b>	<b>14,746</b>	<b>0</b>
<b><u>11908 Disaster Preparedness</u></b>					
331230 Emergency Management	0	0	0	105,168	81,152
334220 Public Safety Grant	134,889	132,111	77,219	77,219	102,724
334230 Emergency Management	0	0	0	21,507	0
361100 Interest On Investments	0	10	0	0	0
364100 Fixed Asset Sale Proceeds	0	3,099	0	0	0
369900 Miscellaneous-Other	1	0	0	0	0
399999 Beginning Fund Balance	12,133	11,852	0	0	0
11908 Disaster Preparedness	<b>147,023</b>	<b>147,072</b>	<b>77,219</b>	<b>203,894</b>	<b>183,876</b>
<b><u>11910 EMS Matching Grant</u></b>					
334220 Public Safety Grant	34,202	0	185,022	185,022	0
381100 Transfer	0	61,674	0	0	0
399999 Beginning Fund Balance	0	0	0	61,674	0
11910 EMS Matching Grant	<b>34,202</b>	<b>61,674</b>	<b>185,022</b>	<b>246,696</b>	<b>0</b>
<b><u>11911 HHR - Hurricane Housing Recovery Grant</u></b>					
334510 Disaster Relief (state)	1,498,323	482,660	38,000	48,371	0
361100 Interest On Investments	0	48,434	0	0	0
399999 Beginning Fund Balance	1,348	1,348	0	0	0
11911 HHR - Hurricane Housing	<b>1,499,671</b>	<b>532,442</b>	<b>38,000</b>	<b>48,371</b>	<b>0</b>



## Seminole County Government Revenue Detail By Fund

	FY 2006/07 Actual	FY 2007/08 Actual	FY 2008/09 Adopted	FY 2008/09 Amended	FY 2009/10 Adopted
<b><u>11912 Public Safety Grants (State)</u></b>					
331230 Emergency Management	610,477	0	0	0	0
334220 Public Safety Grant	3,780	6,589	11,638	11,700	5,640
361100 Interest On Investments	19	140	0	0	0
399999 Beginning Fund Balance	2,975	714	0	0	0
11912 Public Safety Grants (State)	<b>617,251</b>	<b>7,443</b>	<b>11,638</b>	<b>11,700</b>	<b>5,640</b>
<b><u>11913 Public Safety Grants (Other)</u></b>					
334220 Public Safety Grant	0	0	1,706,670	1,723,588	73,315
337900 Local Grants & Aids	0	7,250	10,000	10,292	9,545
11913 Public Safety Grants (Other)	<b>0</b>	<b>7,250</b>	<b>1,716,670</b>	<b>1,733,880</b>	<b>82,860</b>
<b><u>11914 FRDAP Grants</u></b>					
334720 Florida Recreation Grant	0	0	411,892	411,892	408,296
11914 FRDAP Grants	<b>0</b>	<b>0</b>	<b>411,892</b>	<b>411,892</b>	<b>408,296</b>
<b><u>11915 Public Safety Grants (Federal)</u></b>					
331230 Emergency Management	204,198	655,787	68,535	157,910	91,309
361100 Interest On Investments	7	0	0	0	0
399999 Beginning Fund Balance	1,195	442	0	0	0
11915 Public Safety Grants	<b>205,399</b>	<b>656,229</b>	<b>68,535</b>	<b>157,910</b>	<b>91,309</b>
<b><u>11916 Public Works Grants</u></b>					
331720 Federal Recreation Grant (Sem Trail)	0	0	0	1,207,578	0
331391 Other Physical Env Fed	0	0	0	579,250	24,000
331490 Trans Rev Grant	19,960	993,626	209,298	1,060,483	199,911
334360 Stormwater Management	2,113,051	796,147	1,986,653	5,591,862	2,315,608
334365 Stormwater Mgmt-Howell	0	0	0	28,767	0
334370 Stormwater Retrofit BMP's	0	68,051	0	173,391	0
334490 Transportation Rev Grant	0	0	6,288,874	7,480,216	1,334,631
334697 Mosquito Control Grant	0	0	35,000	33,821	0
334750 Environmental Protection	0	0	0	148,500	148,000
337900 Local Grants & Aids	0	0	1,828,436	1,559,812	282,854
361100 Interest On Investments	0	1,648	0	0	0
399999 Beginning Fund Balance	2,933	-187,405	0	464,418	0
11916 Public Works Grants	<b>2,135,945</b>	<b>1,672,067</b>	<b>10,348,261</b>	<b>18,328,098</b>	<b>4,305,004</b>
<b><u>11917 Library &amp; Leisure Grants (Federal)</u></b>					
331700 Culture Recreation	84,862	0	0	175,000	175,000
381100 Transfer	0	0	0	21,447	0
399999 Beginning Fund Balance	0	0	0	-21,447	0
11917 Library & Leisure Grants	<b>84,862</b>	<b>0</b>	<b>0</b>	<b>175,000</b>	<b>175,000</b>
<b><u>11918 Plan And Develop Grants (State)</u></b>					
361100 Interest On Investments	630	432	0	0	0
399999 Beginning Fund Balance	0	0	0	13,022	0
11918 Plan And Develop	<b>630</b>	<b>432</b>	<b>0</b>	<b>13,022</b>	<b>0</b>
<b><u>11919 Community Svc Grants</u></b>					
331500 Economic Env Grant	101,673	187,186	480,000	442,102	296,489
11919 Community Svc Grants	<b>101,673</b>	<b>187,186</b>	<b>480,000</b>	<b>442,102</b>	<b>296,489</b>
<b><u>11920 Neighborhood Stabilization Program</u></b>					
331570 Neighborhood Stabilization	0	0	0	7,019,514	6,326,715
11920 Neighborhood Stabilization	<b>0</b>	<b>0</b>	<b>0</b>	<b>7,019,514</b>	<b>6,326,715</b>



## Seminole County Government Revenue Detail By Fund

	FY 2006/07 Actual	FY 2007/08 Actual	FY 2008/09 Adopted	FY 2008/09 Amended	FY 2009/10 Adopted
--	----------------------	----------------------	-----------------------	-----------------------	-----------------------

### 11922 Public Works Federal Stimulus Grants

331491 Transportation-Federal	0	0	0	4,296,000	3,696,000
334490 Transportation Rev Grant	0	0	0	0	600,000
11922 Public Works Federal	<b>0</b>	<b>0</b>	<b>0</b>	<b>4,296,000</b>	<b>4,296,000</b>

### 11923 ARRA - Community Services Stimulus Grants

331541 CDBG - Recovery	0	0	0	648,202	648,202
331551 HPRP - Homelessness	0	0	0	991,180	991,180
331691 ARRA - CSBG Recovery	0	0	0	378,321	378,321
11923 ARRA - Community Services	<b>0</b>	<b>0</b>	<b>0</b>	<b>2,017,703</b>	<b>2,017,703</b>

### 11924 ARRA - Planning & Dev Stimulus

331392 ARRA - Planning & Dev	0	0	0	250,000	247,250
11924 ARRA - Planning & Dev	<b>0</b>	<b>0</b>	<b>0</b>	<b>250,000</b>	<b>247,250</b>

### 12005 Affordable Housing 04/05

335910 SHIP Program	456,099	0	0	0	0
361100 Interest On Investments	483,212	0	0	0	0
369900 Miscellaneous-Other	23,397	0	0	0	0
12006 Affordable Housing 05/06	<b>962,707</b>	<b>0</b>	<b>0</b>	<b>0</b>	<b>0</b>

### 12006 Affordable Housing 05/06

335910 SHIP Program	2,616,038	2,117,464	0	0	0
361100 Interest On Investments	0	771,600	0	0	0
369900 Miscellaneous-Other	0	356,247	0	0	0
12006 Affordable Housing 05/06	<b>2,616,038</b>	<b>3,245,311</b>	<b>0</b>	<b>0</b>	<b>0</b>

### 12007 Affordable Housing 06/07

335910 SHIP Program	11,923	3,766,835	1,353,000	1,281,914	0
12007 Affordable Housing 06/07	<b>11,923</b>	<b>3,766,835</b>	<b>1,353,000</b>	<b>1,281,914</b>	<b>0</b>

### 12008 Affordable Housing 07/08

335910 SHIP Program	0	219,488	4,286,997	4,502,751	2,222,642
12008 *Affordable Housing 07/08	<b>0</b>	<b>219,488</b>	<b>4,286,997</b>	<b>4,502,751</b>	<b>2,222,642</b>

### 12009 Affordable Housing 08/09

335910 SHIP Program	0	0	3,764,113	3,764,113	4,492,449
12009 *Affordable Housing 08/09	<b>0</b>	<b>0</b>	<b>3,764,113</b>	<b>3,764,113</b>	<b>4,492,449</b>

### 12010 Affordable Housing Trust 09/10

335910 SHIP Program	0	0	0	493,388	493,388
12010 *Affordable Housing Trust	<b>0</b>	<b>0</b>	<b>0</b>	<b>493,388</b>	<b>493,388</b>



## Seminole County Government Revenue Detail By Fund

	FY 2006/07 Actual	FY 2007/08 Actual	FY 2008/09 Adopted	FY 2008/09 Amended	FY 2009/10 Adopted
--	----------------------	----------------------	-----------------------	-----------------------	-----------------------

### 12101 Law Enforcement Trust - Local

351910 Confiscations	66,581	76,542	0	0	0
361100 Interest On Investments	1,012	1,301	0	0	0
399999 Beginning Fund Balance	14,828	23,626	0	0	0
12101 Law Enforcement Trust -	<b>82,421</b>	<b>101,469</b>	<b>0</b>	<b>0</b>	<b>0</b>

### 12102 Law Enforcement Trust - Justice

351910 Confiscations	78,576	109,901	0	0	0
361100 Interest On Investments	5,685	1,701	0	0	0
399999 Beginning Fund Balance	112,059	37,795	0	0	0
12102 Law Enforcement Trust -	<b>196,320</b>	<b>149,397</b>	<b>0</b>	<b>0</b>	<b>0</b>

### 12103 Law Enforcement Tst-Federal

399999 Beginning Fund Balance	15	0	0	0	0
12103 Law Enforcement Tst-Federal	<b>15</b>	<b>0</b>	<b>0</b>	<b>0</b>	<b>0</b>

### 12300 Alcohol/Drug Abuse Fund

348931 Traffic Surcharge	0	0	0	0	70,000
351100 County Court Fees	79,272	90,314	85,000	85,000	0
361100 Interest On Investments	492	639	0	0	0
399999 Beginning Fund Balance	27,218	9,063	0	33,012	0
12300 Alcohol/Drug Abuse Fund	<b>106,983</b>	<b>100,016</b>	<b>85,000</b>	<b>118,012</b>	<b>70,000</b>

### 12302 Teen Court

348931 Traffic Surcharge	0	0	0	0	205,000
351100 County Court Fees	181,383	218,001	210,000	210,000	0
361100 Interest On Investments	1,013	3,273	0	0	0
369900 Miscellaneous-Other	35	0	0	0	0
399999 Beginning Fund Balance	0	64,248	108,652	133,207	0
12302 Teen Court	<b>182,431</b>	<b>285,522</b>	<b>318,652</b>	<b>343,207</b>	<b>205,000</b>

### 12401 Court Facilities-County

399999 Beginning Fund Balance	56,314	0	0	0	0
12401 Court Facilities-County	<b>56,314</b>	<b>0</b>	<b>0</b>	<b>0</b>	<b>0</b>

### 12402 Court Facilities-Circuit

399999 Beginning Fund Balance	623	0	0	0	0
12402 Court Facilities-Circuit	<b>623</b>	<b>0</b>	<b>0</b>	<b>0</b>	<b>0</b>

### 12500 Emergency 911 Fund

335220 E911 Wireless	0	0	1,340,000	1,340,000	1,360,000
335225 E911 Telephone Non-Wireless	0	0	1,200,000	1,200,000	1,000,000
342410 E911 Telephone Fees	1,192,196	1,356,062	0	0	0
342420 E911 Cellular Phone Fees	1,383,112	1,429,749	0	0	0
361100 Interest On Investments	161,229	67,291	50,000	50,000	50,000
369900 Miscellaneous-Other	898	0	0	0	0
399999 Beginning Fund Balance	1,422,434	2,210,791	2,601,361	3,200,652	3,698,241
12500 Emergency 911 Fund	<b>4,159,868</b>	<b>5,063,893</b>	<b>5,191,361</b>	<b>5,790,652</b>	<b>6,108,241</b>



## Seminole County Government Revenue Detail By Fund

	FY 2006/07 Actual	FY 2007/08 Actual	FY 2008/09 Adopted	FY 2008/09 Amended	FY 2009/10 Adopted
<b><u>12601 Arterial - Impact Fee</u></b>					
324310 Impact Fees - Residential	0	0	1,500,000	250,000	1,000,000
324320 Impact Fees - Commercial	0	0	1,700,000	1,500,000	1,000,000
363400 Transportation Impact Fee	3,639,175	3,075,817	0	0	0
361100 Interest On Investments	39,032	7,331	0	0	0
364100 Fixed Asset Sale Proceeds	56,560	0	0	0	0
369900 Miscellaneous-Other	0	53,325	0	0	0
399999 Beginning Fund Balance	-42,907,317	-52,412,126	-54,114,820	-55,256,271	-53,796,713
12601 Arterial - Impact Fee	<b>-39,172,550</b>	<b>-49,275,653</b>	<b>-50,914,820</b>	<b>-53,506,271</b>	<b>-51,796,713</b>
<b><u>12602 North Collector - Impact Fee</u></b>					
361100 Interest On Investments	206,220	141,504	127,802	127,802	5,317
363400 Transportation Impact Fee	11,693	15,152	0	0	0
399999 Beginning Fund Balance	4,052,576	4,088,776	3,990,868	4,060,372	4,466,600
12602 North Collector - Impact Fee	<b>4,270,489</b>	<b>4,245,432</b>	<b>4,118,670</b>	<b>4,188,174</b>	<b>4,471,917</b>
<b><u>12603 West Collector - Impact Fee</u></b>					
324310 Impact Fees - Residential -	0	0	75,000	20,000	75,000
324320 Impact Fees - Commercial -	0	0	100,000	80,000	100,000
363400 Transportation Impact Fee	296,326	224,371	0	0	0
361100 Interest On Investments	10,074	3,701	0	0	0
366100 Contributions & Donations	0	0	588,019	588,019	116,634
399999 Beginning Fund Balance	-931,240	-752,684	-1,944,019	-586,802	-6,250,452
12603 West Collector - Impact Fee	<b>-624,841</b>	<b>-524,612</b>	<b>-1,181,000</b>	<b>101,217</b>	<b>-5,958,818</b>
<b><u>12604 East Collector-impact Fee</u></b>					
324310 Impact Fees - Residential -	0	0	150,000	20,000	125,000
324320 Impact Fees - Commercial -	0	0	150,000	100,000	125,000
363400 Transportation Impact Fee	402,284	264,437	0	0	0
361100 Interest On Investments	171,016	131,306	53,958	53,958	13,526
399999 Beginning Fund Balance	3,146,618	3,564,990	3,738,481	3,907,399	3,935,139
12604 East Collector-impact Fee	<b>3,719,918</b>	<b>3,960,733</b>	<b>4,092,439</b>	<b>4,081,357</b>	<b>4,198,665</b>
<b><u>12605 South Central Impact Fee</u></b>					
324310 Impact Fees - Residential -	0	0	50,000	5,000	25,000
324320 Impact Fees - Commercial -	0	0	50,000	10,000	25,000
363400 Transportation Impact Fee	290,413	90,656	0	0	0
361100 Interest On Investments	587	969	0	0	0
399999 Beginning Fund Balance	-4,518,757	-12,331,265	-13,713,754	-13,865,858	-13,877,694
12605 South Central Impact Fee	<b>-4,227,757</b>	<b>-12,239,640</b>	<b>-13,613,754</b>	<b>-13,850,858</b>	<b>-13,827,694</b>
<b><u>12801 Fire/Rescue Impact Fee</u></b>					
324110 Impact Fees - Residential - Public Safety	0	0	100,000	60,000	60,000
324120 Impact Fees - Commercial - Public Safety	0	0	125,000	50,000	50,000
363220 Fire/Rescue Impact Fee	229,237	258,178	0	0	0
361100 Interest On Investments	192,676	110,544	75,000	75,000	35,000
364100 Fixed Asset Sale Proceeds	0	518	0	0	0
399999 Beginning Fund Balance	3,746,690	3,117,973	2,828,839	2,944,672	2,695,845
12801 Fire/Rescue Impact Fee	<b>4,168,603</b>	<b>3,487,213</b>	<b>3,128,839</b>	<b>3,129,672</b>	<b>2,840,845</b>
<b><u>12802 Law Enforcement Impact Fee</u></b>					
361100 Interest On Investments	255	188	0	0	0
363220 Fire/Rescue Impact Fee	525	0	0	0	0
399999 Beginning Fund Balance	4,571	5,350	0	5,538	0
12802 Law Enforcement Impact Fee	<b>5,350</b>	<b>5,538</b>	<b>0</b>	<b>5,538</b>	<b>0</b>





## Seminole County Government Revenue Detail By Fund

	FY 2006/07 Actual	FY 2007/08 Actual	FY 2008/09 Adopted	FY 2008/09 Amended	FY 2009/10 Adopted
<b><u>12804 Library Impact Fee</u></b>					
324610 Impact Fees - Residential -	0	0	35,000	35,000	10,000
324620 Impact Fees - Commercial -	0	0	40,000	0	20,000
363270 Culture/Recrtn Impact Fee	82,360	87,514	0	0	0
361100 Interest On Investments	15,594	9,619	0	0	0
399999 Beginning Fund Balance	283,508	252,286	59,566	291,897	192,331
12804 Library Impact Fee	<b>381,462</b>	<b>349,419</b>	<b>134,566</b>	<b>326,897</b>	<b>222,331</b>
<b><u>12805 Drainage - Impact Fee</u></b>					
361100 Interest On Investments	918	681	0	0	0
363230 Impact Fee-Physical Envmt	2,000	0	0	0	0
399999 Beginning Fund Balance	16,411	19,329	0	20,010	0
12805 Drainage - Impact Fee	<b>19,329</b>	<b>20,010</b>	<b>0</b>	<b>20,010</b>	<b>0</b>
<b><u>12901 County Civil Mediation</u></b>					
361100 Interest On Investments	10,095	7,135	0	0	0
399999 Beginning Fund Balance	192,064	202,159	185,975	209,294	209,294
12901 County Civil Mediation	<b>202,159</b>	<b>209,294</b>	<b>185,975</b>	<b>209,294</b>	<b>209,294</b>
<b><u>12902 Circuit Civil Mediation</u></b>					
361100 Interest On Investments	12,544	8,660	0	0	0
399999 Beginning Fund Balance	246,445	245,374	238,257	248,989	218,992
12902 Circuit Civil Mediation	<b>258,989</b>	<b>254,034</b>	<b>238,257</b>	<b>248,989</b>	<b>218,992</b>
<b><u>12903 Family Mediation</u></b>					
361100 Interest On Investments	10,371	7,329	0	0	0
399999 Beginning Fund Balance	197,334	207,705	190,000	215,034	215,034
12903 Family Mediation	<b>207,705</b>	<b>215,034</b>	<b>190,000</b>	<b>215,034</b>	<b>215,034</b>
<b><u>13000 Stormwater Fund</u></b>					
331510 Disaster Relief (FEMA)	3,080	0	0	0	0
334360 Stormwater Management	898,454	7,683	0	0	0
337900 Local Grants & Aids	481,331	176,578	35,117	435,000	40,000
341359 Admin Fee - MSBU Funds	0	0	0	0	5,000
343904 Charges for Services - Other	0	9,500	0	20,000	41,000
361100 Interest On Investments	290,903	187,198	200,000	200,000	125,000
364100 Fixed Asset Sale Proceeds	14,368	5,526	0	0	0
364200 Insurance Proceeds	12,027	0	0	0	0
366100 Contributions & Donations	20,000	0	0	0	0
369900 Miscellaneous-Other	31,225	14	0	0	0
381100 Transfer	6,000,000	5,799,701	4,780,000	4,792,266	6,198,451
399999 Beginning Fund Balance	7,871,884	5,723,550	4,383,661	6,003,055	1,500,000
13000 Stormwater Fund	<b>15,623,271</b>	<b>11,909,750</b>	<b>9,398,778</b>	<b>11,450,321</b>	<b>7,909,451</b>
<b><u>13100 Economic Development</u></b>					
337100 Economic Incentive	0	23,025	15,525	15,525	96,025
361100 Interest On Investments	36,801	36,004	40,000	40,000	40,000
369900 Miscellaneous-Other	24,599	0	0	0	0
381100 Transfer	1,000,000	2,150,000	1,349,564	1,349,564	128,187
399999 Beginning Fund Balance	1,586,471	942,045	1,352,955	1,738,797	1,717,228
13100 Economic Development	<b>2,647,872</b>	<b>3,151,074</b>	<b>2,758,044</b>	<b>3,143,886</b>	<b>1,981,440</b>
<b><u>13300 17/92 Redevelopment Fund</u></b>					
338410 Tax Increments-Cities	880,445	1,000,029	1,055,597	1,055,597	916,342
338420 Tax Increments - County	1,433,399	686,710	1,410,930	1,410,930	1,469,557
361100 Interest On Investments	257,230	249,240	50,000	50,000	50,000
369900 Miscellaneous-Other	39	0	0	0	0
399999 Beginning Fund Balance	3,396,133	5,676,621	6,135,332	6,547,040	8,086,573
13300 17/92 Redevelopment Fund	<b>5,967,245</b>	<b>7,612,600</b>	<b>8,651,859</b>	<b>9,063,567</b>	<b>10,522,472</b>



## Seminole County Government Revenue Detail By Fund

	FY 2006/07 Actual	FY 2007/08 Actual	FY 2008/09 Adopted	FY 2008/09 Amended	FY 2009/10 Adopted
--	----------------------	----------------------	-----------------------	-----------------------	-----------------------

### 15000 Street Lighting District Fund

325210 Special Assessment Service	2,188,810	2,190,561	2,100,000	2,100,000	2,270,000
341350 Administrative Fees	500	1,050	200	200	400
361100 Interest On Investments	58,686	46,023	0	0	1,600
361132 Interest - Tax Collector	0	3,494	25,500	25,500	1,000
386400 Excess Fees-Tax Collector	6,654	0	0	0	0
399999 Beginning Fund Balance	144,476	467,448	467,300	733,024	600,000
15000 Street Lighting District Fund	<b>2,399,126</b>	<b>2,708,576</b>	<b>2,593,000</b>	<b>2,858,724</b>	<b>2,873,000</b>

### 15100 Solid Waste MSBU Fund

323700 Franchise Fees - Solid	117,626	87,658	95,000	95,000	70,000
325210 Special Assessment Service	11,399,152	11,829,036	11,600,000	11,600,000	11,700,000
331510 Disaster Relief (FEMA)	0	224,089	0	0	0
334510 Disaster Relief (state)	0	1,886	0	0	0
361100 Interest On Investments	452,850	336,825	0	0	140,000
361132 Interest - Tax Collector	0	19,059	215,000	215,000	10,000
369900 Miscellaneous-Other	32	0	0	0	0
386400 Excess Fees-Tax Collector	34,644	0	0	0	0
399999 Beginning Fund Balance	4,773,898	6,003,424	5,585,000	6,829,020	5,455,020
15100 Solid Waste MSBU Fund	<b>16,778,201</b>	<b>18,501,977</b>	<b>17,495,000</b>	<b>18,739,020</b>	<b>17,375,020</b>

### 16000 Municipal Services Benefit Unit

325110 Special Assessment Capital	104,485	67,272	63,800	63,800	61,700
341357 Admin Fee - Solid Waste	0	0	384,000	384,000	390,000
341358 Admin Fee - Street Lighting	0	0	119,500	119,500	85,000
341359 Admin Fee - MSBU Funds	0	550	8,290	8,290	10,600
361100 Interest On Investments	34,160	16,944	5,000	5,000	5,000
361132 Interest - Tax Collector	0	247	5,000	5,000	364
369900 Miscellaneous-Other	0	0	500	500	550
381100 Transfer	0	24,230	18,710	18,710	36,160
399999 Beginning Fund Balance	385,413	636,379	325,000	460,418	400,000
16000 Municipal Services Benefit	<b>524,058</b>	<b>745,622</b>	<b>929,800</b>	<b>1,065,218</b>	<b>989,374</b>

### 16001 MSBU Oak Park - Belle Meade

399999 Beginning Fund Balance	45,407	0	0	0	0
16001 MSBU Oak Park - Belle Meade	<b>45,407</b>	<b>0</b>	<b>0</b>	<b>0</b>	<b>0</b>

### 16002 Charter Oaks - Tamarak MSBU

399999 Beginning Fund Balance	140,000	0	0	0	0
16002 Charter Oaks - Tamarak MSBU	<b>140,000</b>	<b>0</b>	<b>0</b>	<b>0</b>	<b>0</b>

### 16003 Myrtle Lake Hills MSBU

399999 Beginning Fund Balance	800	0	0	0	0
16003 Myrtle Lake Hills MSBU	<b>800</b>	<b>0</b>	<b>0</b>	<b>0</b>	<b>0</b>

### 16005 Lake Mills Aquatic Weed MSBU

325210 Special Assessment Service	18,288	12,266	15,500	46,800	46,800
361100 Interest On Investments	58	213	0	0	0
361132 Interest - Tax Collector	0	0	25	25	25
381100 Transfer	25,000	0	0	0	0
399999 Beginning Fund Balance	1,383	1,653	1,500	5,552	13,262
16005 Lake Mills Aquatic Weed	<b>44,729</b>	<b>14,132</b>	<b>17,025</b>	<b>52,377</b>	<b>60,087</b>

### 16006 Lake Pickett Aquatic Weed

325210 Special Assessment Service	23,163	23,061	23,950	23,950	20,500
361100 Interest On Investments	3,750	3,087	0	0	0
361132 Interest - Tax Collector	0	0	1,000	1,000	600
399999 Beginning Fund Balance	44,794	69,180	89,180	94,722	43,802
16006 Lake Pickett Aquatic Weed	<b>71,707</b>	<b>95,328</b>	<b>114,130</b>	<b>119,672</b>	<b>64,902</b>



## Seminole County Government Revenue Detail By Fund

	FY 2006/07 Actual	FY 2007/08 Actual	FY 2008/09 Adopted	FY 2008/09 Amended	FY 2009/10 Adopted
<b><u>16007 Lake Amory Aquatic MSBU</u></b>					
325210 Special Assessment Service	6,236	6,699	6,900	6,900	6,625
361100 Interest On Investments	0	125	0	0	0
361132 Interest - Tax Collector	0	0	0	0	20
381100 Transfer	1,000	0	0	0	0
399999 Beginning Fund Balance	0	216	385	1,014	1,259
16007 Lake Amory Aquatic MSBU	<b>7,236</b>	<b>7,040</b>	<b>7,285</b>	<b>7,914</b>	<b>7,904</b>
<b><u>16010 MSBU Cedar Ridge - Maintenance</u></b>					
325210 Special Assessment Service	29,040	31,665	34,575	34,575	34,000
361100 Interest On Investments	1,016	536	0	0	0
361132 Interest - Tax Collector	0	0	500	500	100
369500 Administrative Fees	460	0	0	0	0
399999 Beginning Fund Balance	10,584	6,087	4,500	6,389	6,889
16010 MSBU Cedar Ridge -	<b>41,101</b>	<b>38,288</b>	<b>39,575</b>	<b>41,464</b>	<b>40,989</b>
<b><u>16011 MSBU Chula Vista - Road</u></b>					
399999 Beginning Fund Balance	634	0	0	0	0
16011 MSBU Chula Vista - ROAD	<b>634</b>	<b>0</b>	<b>0</b>	<b>0</b>	<b>0</b>
<b><u>16013 MSBU Howell Creek</u></b>					
325210 Special Assessment Service	437	438	450	450	290
361100 Interest On Investments	472	348	0	0	0
361132 Interest - Tax Collector	0	0	100	100	100
399999 Beginning Fund Balance	8,599	9,475	9,500	10,214	5,614
16013 MSBU Howell Creek	<b>9,508</b>	<b>10,261</b>	<b>10,050</b>	<b>10,764</b>	<b>6,004</b>
<b><u>16016 MSBU Dixon Road -Road</u></b>					
399999 Beginning Fund Balance	3,304	0	0	0	0
16016 MSBU Dixon Road -ROAD	<b>3,304</b>	<b>0</b>	<b>0</b>	<b>0</b>	<b>0</b>
<b><u>16017 MSBU Genova Drive - WTR</u></b>					
399999 Beginning Fund Balance	7,481	0	0	0	0
16017 MSBU Genova Drive - WTR	<b>7,481</b>	<b>0</b>	<b>0</b>	<b>0</b>	<b>0</b>
<b><u>16024 MSBU - Lake of the Woods AWC</u></b>					
325210 Special Assessment Service	0	0	0	0	18,500
16024 MSBU - Lake of the Woods	<b>0</b>	<b>0</b>	<b>0</b>	<b>0</b>	<b>18,500</b>
<b><u>16025 Lake Mirror Aquatic Weed</u></b>					
325210 Special Assessment Service	0	14,550	14,800	14,800	12,960
361100 Interest On Investments	0	654	0	0	0
361132 Interest - Tax Collector	0	0	0	0	50
381100 Transfer	32,000	0	0	0	0
399999 Beginning Fund Balance	0	19,773	2,500	4,141	2,141
16025 Lake Mirror Aquatic Weed	<b>32,000</b>	<b>34,977</b>	<b>17,300</b>	<b>18,941</b>	<b>15,151</b>
<b><u>16026 Lake Spring Aquatic Weed Control</u></b>					
325210 Special Assessment Service	0	36,505	28,000	28,000	28,000
361100 Interest On Investments	0	1,031	0	0	0
361132 Interest - Tax Collector	0	1	100	100	125
381100 Transfer	15,000	0	0	0	0
399999 Beginning Fund Balance	0	5,192	500	4,975	6,675
16026 Lake Spring Aquatic Weed	<b>15,000</b>	<b>42,729</b>	<b>28,600</b>	<b>33,075</b>	<b>34,800</b>



## Seminole County Government Revenue Detail By Fund

	FY 2006/07 Actual	FY 2007/08 Actual	FY 2008/09 Adopted	FY 2008/09 Amended	FY 2009/10 Adopted
<b><u>16027 Springwood Waterway AWC - MSBU</u></b>					
325210 Special Assessment Service	0	0	0	0	12,975
361132 Interest - Tax Collector	0	0	0	0	25
16027 Springwood Waterway AWC -	<b>0</b>	<b>0</b>	<b>0</b>	<b>0</b>	<b>13,000</b>
<b><u>21100 Natural Lands D/S 1996</u></b>					
311100 Ad Valorem-Current	0	1,586	0	0	0
361100 Interest On Investments	0	39	0	0	0
399999 Beginning Fund Balance	403,096	0	0	0	0
21100 Natural Lands D/S 1996	<b>403,096</b>	<b>1,625</b>	<b>0</b>	<b>0</b>	<b>0</b>
<b><u>21400 Road Bonds Series 2002</u></b>					
361100 Interest On Investments	2,716	764	0	0	0
381100 Transfer	1,223,163	1,253,299	1,250,024	1,250,024	1,218,857
399999 Beginning Fund Balance	50,041	29,009	0	29,973	29,973
21400 Road Bonds Series 2002	<b>1,275,920</b>	<b>1,283,072</b>	<b>1,250,024</b>	<b>1,279,997</b>	<b>1,248,830</b>
<b><u>21500 Road Bonds 1992b D/S Fund</u></b>					
399999 Beginning Fund Balance	1,497	0	0	0	0
21500 Road Bonds 1992b D/S Fund	<b>1,497</b>	<b>0</b>	<b>0</b>	<b>0</b>	<b>0</b>
<b><u>21600 LOGT Ref Bonds 1993 D/S Fund</u></b>					
399999 Beginning Fund Balance	2	0	0	0	0
21600 Logt Ref Bonds 1993 D/S Fund	<b>2</b>	<b>0</b>	<b>0</b>	<b>0</b>	<b>0</b>
<b><u>21800 Sales Tax 1996 D/S Fund</u></b>					
399999 Beginning Fund Balance	20	0	0	0	0
21800 Sales Tax 1996 D/S Fund	<b>20</b>	<b>0</b>	<b>0</b>	<b>0</b>	<b>0</b>
<b><u>21900 Sales Tax Bonds 1998</u></b>					
399999 Beginning Fund Balance	11	0	0	0	0
21900 Sales Tax Bonds 1998	<b>11</b>	<b>0</b>	<b>0</b>	<b>0</b>	<b>0</b>
<b><u>22100 Limited General Obligation Bonds</u></b>					
311100 Ad Valorem-Current	4,174,451	4,706,296	4,461,985	4,461,985	3,954,863
311200 Ad Valorem-Delinquent	8,569	14,997	0	0	0
361100 Interest On Investments	139,060	89,879	0	0	0
361320 Interest-Tax Collector	0	6,992	0	0	0
399999 Beginning Fund Balance	830,415	1,135,452	1,373,379	1,532,131	1,570,178
22100 Limited General Obligation Bonds	<b>5,152,494</b>	<b>5,953,616</b>	<b>5,835,364</b>	<b>5,994,116</b>	<b>5,525,041</b>
<b><u>22200 Facilities Bonds 2001 D/S</u></b>					
399999 Beginning Fund Balance	167	0	0	0	0
22200 Facilities Bonds 2001 D/S	<b>167</b>	<b>0</b>	<b>0</b>	<b>0</b>	<b>0</b>
<b><u>22500 Sales Tax Revenue Bonds</u></b>					
361100 Interest On Investments	3,278	2,620	0	0	0
381100 Transfer	7,104,378	7,175,446	6,987,831	6,987,831	7,166,268
399999 Beginning Fund Balance	254,730	188,151	188,151	194,870	6,719
22500 Sales Tax Revenue Bonds	<b>7,362,386</b>	<b>7,366,217</b>	<b>7,175,982</b>	<b>7,182,701</b>	<b>7,172,987</b>
<b><u>30600 Infrastructure Imp/Capital Projects Fund</u></b>					
361100 Interest On Investments	19,056	329,275	0	74,125	0
381100 Transfer	8,958,229	903,471	0	300,251	0
399999 Beginning Fund Balance	363,300	9,148,648	316,298	10,173,873	270,276
30600 Infrastructure Imp/Capital	<b>9,340,585</b>	<b>10,381,394</b>	<b>316,298</b>	<b>10,548,249</b>	<b>270,276</b>



## Seminole County Government Revenue Detail By Fund

	FY 2006/07 Actual	FY 2007/08 Actual	FY 2008/09 Adopted	FY 2008/09 Amended	FY 2009/10 Adopted
<b><u>31100 Natural Lands Project 1996</u></b>					
399999 Beginning Fund Balance	91	0	0	0	0
31100 Natural Lands Project 1996	<b>91</b>	<b>0</b>	<b>0</b>	<b>0</b>	<b>0</b>
<b><u>31800 Sales Tax 96 Capital Improvements</u></b>					
399999 Beginning Fund Balance	504	0	0	0	0
31800 Sales Tax 96 Capital Improvements	<b>504</b>	<b>0</b>	<b>0</b>	<b>0</b>	<b>0</b>
<b><u>32000 Jail Project/2005</u></b>					
361100 Interest On Investments	1,865,391	1,241,994	0	280,900	0
399999 Beginning Fund Balance	36,273,657	36,491,471	1,283,121	34,749,269	1,272,484
32000 Jail Project/2005	<b>38,139,048</b>	<b>37,733,465</b>	<b>1,283,121</b>	<b>35,030,169</b>	<b>1,272,484</b>
<b><u>32100 Natural Lands Project 2001</u></b>					
334490 Transportation Rev Grant	3,015,401	1,881,742	0	0	0
334720 Florida Recreation Grant	1,255,850	0	0	0	0
361100 Interest On Investments	724,332	486,214	0	0	0
366100 Contributions & Donations	0	25,172	0	6,293	0
369900 Miscellaneous-Other	6,269	2,502	0	0	0
399999 Beginning Fund Balance	12,204,983	16,551,147	7,965,480	10,674,371	7,650,600
32100 Natural Lands Project 2001	<b>17,206,835</b>	<b>18,946,777</b>	<b>7,965,480</b>	<b>10,680,664</b>	<b>7,650,600</b>
<b><u>32200 Courthouse Projects Fund</u></b>					
361100 Interest On Investments	179,605	109,652	0	0	0
399999 Beginning Fund Balance	3,469,302	3,454,464	2,531,055	2,939,136	2,841,636
32200 Courthouse Projects Fund	<b>3,648,906</b>	<b>3,564,116</b>	<b>2,531,055</b>	<b>2,939,136</b>	<b>2,841,636</b>
<b><u>33300 Natural Lands/Trails 2005</u></b>					
399999 Beginning Fund Balance	59,707	0	0	0	0
33300 Natural Lands/Trails 2005	<b>59,707</b>	<b>0</b>	<b>0</b>	<b>0</b>	<b>0</b>
<b><u>40100 Water And Sewer Operating Fund</u></b>					
331391 Other Physical Env Fed	0	0	0	56,000	0
331510 Disaster Relief (FEMA)	0	15,839	0	0	0
334350 Sewer/Wastewater	0	369,281	0	0	0
334510 Disaster Relief (state)	0	2,640	0	0	0
337900 Local Grants & Aids	0	13,860	0	0	0
342515 Inspection Fee - Environment	176,014	85,224	125,000	125,000	12,600
343310 Water Utility-Residential	18,042,000	16,939,452	18,135,952	17,415,952	21,445,800
343320 Water Utility - Bulk	45,714	44,014	49,605	79,605	78,900
343330 Meter Set Charges	97,454	89,598	300,000	90,000	96,000
343340 Meter Reconnect Charges	204,825	272,014	155,000	270,000	290,000
343350 Capacity Maintenance-Water	5,841	6,178	10,200	10,200	6,000
343360 Recycled Water - Bulk	195,632	141,856	874,503	374,503	514,200
343370 Reclaimed Water/Residential	0	0	398,441	398,441	0
343510 Sewer Utility - Residential	17,943,449	18,395,647	22,301,762	21,201,762	23,221,700
343520 Sewer Utility - Bulk	2,838,052	2,897,750	1,742,500	2,477,500	3,300,000
343550 Capacity	13,693	14,405	22,000	22,000	14,400
361100 Interest On Investments	1,095,358	1,497,489	265,000	495,000	525,000
363100 Special Assessments	0	-522	0	0	0
364100 Fixed Asset Sale Proceeds	23,658	19,163	0	0	0
364200 Insurance Proceeds	33,265	0	5,000	5,000	5,000
366100 Contributions & Donations	9,034,023	4,104,355	0	0	0
366400 Water/Sewer Connection Fees	-991	0	0	0	0
369900 Miscellaneous-Other	428,350	149,548	125,000	125,000	125,000
369910 Copying Fees	0	255	0	0	0
381100 Transfer	1,773,330	0	0	0	0
399999 Beginning Fund Balance	11,249,168	170,292,316	12,628,080	15,878,062	13,737,110
40100 Water And Sewer Operating	<b>63,198,835</b>	<b>215,350,362</b>	<b>57,138,043</b>	<b>59,024,025</b>	<b>63,371,710</b>



## Seminole County Government Revenue Detail By Fund

	FY 2006/07 Actual	FY 2007/08 Actual	FY 2008/09 Adopted	FY 2008/09 Amended	FY 2009/10 Adopted
--	----------------------	----------------------	-----------------------	-----------------------	-----------------------

### 40101 Water and Sewer Bonds, Series 1992

361100 Interest On Investments	243,212	0	0	0	0
399999 Beginning Fund Balance	10,084,296	8,554,177	0	0	0
40101 Water and Sewer Bonds,	<b>10,327,508</b>	<b>8,554,177</b>	<b>0</b>	<b>0</b>	<b>0</b>

### 40102 Connection Fees - Water

361100 Interest On Investments	534,783	325,501	150,000	150,000	100,000
366400 Water/Sewer Connection Fees	1,109,461	968,843	818,000	133,000	140,000
399999 Beginning Fund Balance	10,391,478	18,182,450	8,079,640	9,538,495	9,305,844
40102 Connection Fees - Water	<b>12,035,722</b>	<b>19,476,794</b>	<b>9,047,640</b>	<b>9,821,495</b>	<b>9,545,844</b>

### 40103 Connection Fees - Sewer

361100 Interest On Investments	1,538,097	779,181	400,000	400,000	215,000
366400 Water/Sewer Connection Fees	3,640,225	1,940,711	2,800,000	1,000,000	600,000
381100 Transfer	11,444,664	0	0	0	0
399999 Beginning Fund Balance	30,761,587	92,090,709	19,300,329	18,604,413	13,896,963
40103 Connection Fees - Sewer	<b>47,384,574</b>	<b>94,810,601</b>	<b>22,500,329</b>	<b>20,004,413</b>	<b>14,711,963</b>

### 40104 Water and Sewer Bonds, Series 1999

361100 Interest On Investments	117,107	0	0	0	0
399999 Beginning Fund Balance	1,496,604	-39,818,502	0	0	0
40104 Water and Sewer Bonds,	<b>1,613,711</b>	<b>-39,818,502</b>	<b>0</b>	<b>0</b>	<b>0</b>

### 40105 Water and Sewer Bonds, Series 2006

361100 Interest On Investments	6,721,249	4,955,762	1,000,000	1,000,000	688,000
399999 Beginning Fund Balance	0	6,721,249	97,238,332	123,451,594	41,716,846
40105 Water and Sewer Bonds,	<b>6,721,249</b>	<b>11,677,011</b>	<b>98,238,332</b>	<b>124,451,594</b>	<b>42,404,846</b>

### 40107 Water and Sewer Bond Reserve

361100 Interest On Investments	0	0	0	0	525,000
399999 Beginning Fund Balance	0	0	14,721,180	14,721,180	14,721,180
40107 Water and Sewer Bond Reserve	<b>0</b>	<b>0</b>	<b>14,721,180</b>	<b>14,721,180</b>	<b>15,246,180</b>

### 40110 Environmental Services Grants

337900 Local Grants & Aids	0	0	7,530,000	7,530,000	0
40110 Environmental Services	<b>0</b>	<b>0</b>	<b>7,530,000</b>	<b>7,530,000</b>	<b>0</b>

### 40201 Solid Waste Fund

331510 Disaster Relief (FEMA)	0	1,329,668	0	0	0
334510 Disaster Relief (state)	0	8,086	0	0	0
341357 Admin Fee - Solid Waste	0	0	0	0	240,000
343412 Transfer Station Charges	11,455,572	11,546,182	11,362,509	9,766,000	10,800,000
343414 Osceola Landfill Charges	1,520,352	1,108,744	1,266,003	912,800	982,000
343417 Recycling Fees	1,611,207	1,807,781	1,155,688	846,000	624,000
343419 Other Landfill Charges	8,960	8,280	12,000	4,000	12,000
361100 Interest On Investments	1,699,766	1,121,835	1,070,000	350,000	560,000
362100 Rents And Royalties	11,266	11,146	16,000	16,000	16,000
364100 Fixed Asset Sale Proceeds	55,108	187,117	0	0	30,000
364200 Insurance Proceeds	31,169				
365101 Methane Gas Sales	50,000	52,986	393,700	145,500	288,000
369570 Admin Fee - Solid Waste	179,025	228,000	240,000	240,000	0
369900 Miscellaneous-Other	26,237	22,191	0	0	5,000
399999 Beginning Fund Balance	30,056,019	37,361,575	25,614,146	31,740,639	32,449,980
40201 Solid Waste Fund	<b>46,704,682</b>	<b>54,793,591</b>	<b>41,130,046</b>	<b>44,020,939</b>	<b>46,006,980</b>



## Seminole County Government Revenue Detail By Fund

	FY 2006/07 Actual	FY 2007/08 Actual	FY 2008/09 Adopted	FY 2008/09 Amended	FY 2009/10 Adopted
--	----------------------	----------------------	-----------------------	-----------------------	-----------------------

### 40202 Waste Tire Grant

399999 Beginning Fund Balance	16	0	0	0	0
40202 Waste Tire Grant	<b>16</b>	<b>0</b>	<b>0</b>	<b>0</b>	<b>0</b>

### 40204 Landfill Management Escrow

361100 Interest On Investments	327,140	359,248	160,000	160,000	160,000
381100 Transfer	0	2,889,846	0	0	0
399999 Beginning Fund Balance	6,254,682	9,538,059	13,195,224	12,787,153	13,195,224
40204 Landfill Management Escrow	<b>6,581,822</b>	<b>12,787,153</b>	<b>13,355,224</b>	<b>12,947,153</b>	<b>13,355,224</b>

### 50100 Self Insurance Fund

341210 Internal Service Fees	0	0	0	0	4,646,468
342200 Internal Service Fees & Chgs	7,423,272	7,571,356	8,736,225	8,736,225	0
361100 Interest On Investments	162,767	154,904	175,000	175,000	67,500
364200 Insurance Proceeds	1,697,521	2,250,643	900,000	900,000	750,000
369900 Miscellaneous-Other	5,070	15,658	0	0	0
399999 Beginning Fund Balance	4,126,944	3,966,811	8,246,089	12,465,253	6,190,103
50100 Self Insurance Fund	<b>13,415,575</b>	<b>13,959,372</b>	<b>18,057,314</b>	<b>22,276,478</b>	<b>11,654,071</b>

### 50200 Workers' Compensation Fund

341210 Internal Service Fees	0	0	0	0	2,523,345
361100 Interest On Investments	0	0	0	0	82,500
399999 Beginning Fund Balance	0	0	0	0	7,500,000
50200 Workers' Compensation Fund	<b>0</b>	<b>0</b>	<b>0</b>	<b>0</b>	<b>10,105,845</b>

### 60301 Bocc Agency Fund

366100 Contributions & Donations	0	0	0	4,200	0
399999 Beginning Fund Balance	-1,478	0	0	0	0
60301 Bocc Agency Fund	<b>-1,478</b>	<b>0</b>	<b>0</b>	<b>4,200</b>	<b>0</b>

### 60302 Public Safety

349100 Service Charge-Agencies	41,345	41,790	42,000	42,000	42,000
361100 Interest On Investments	5,316	5,197	0	0	0
366100 Contributions & Donations	9,330	0	0	0	0
399999 Beginning Fund Balance	119,038	132,423	0	124,925	0
60302 Public Safety	<b>175,029</b>	<b>179,410</b>	<b>42,000</b>	<b>166,925</b>	<b>42,000</b>

### 60303 Libraries - Designated

361100 Interest On Investments	11,426	7,256	0	0	0
366100 Contributions & Donations	15,611	105,384	25,000	40,000	25,000
366270 Memorial Tree Donations	1,740	2,080	0	0	0
399999 Beginning Fund Balance	215,715	225,259	59,752	172,252	86,603
60303 Libraries - Designated	<b>244,491</b>	<b>339,979</b>	<b>84,752</b>	<b>212,252</b>	<b>111,603</b>

### 60304 Animal Services - Donations

361100 Interest On Investments	3,642	3,203	0	0	0
366100 Contributions & Donations	36,558	21,490	0	0	0
399999 Beginning Fund Balance	48,480	83,670	20,000	97,335	20,000
60304 Animal Services - Donations	<b>88,680</b>	<b>108,363</b>	<b>20,000</b>	<b>97,335</b>	<b>20,000</b>

### 60305 Historical Commission

361100 Interest On Investments	1,223	863	0	0	0
399999 Beginning Fund Balance	23,252	24,475	0	0	0
60305 Historical Commission	<b>24,475</b>	<b>25,338</b>	<b>0</b>	<b>0</b>	<b>0</b>



**Seminole County Government  
Revenue Detail By Fund**

	FY 2006/07 Actual	FY 2007/08 Actual	FY 2008/09 Adopted	FY 2008/09 Amended	FY 2009/10 Adopted
<b><u>60307 4-H Counsel Cooperative Extension</u></b>					
361100 Interest On Investments	1,174	1,182	0	0	0
366100 Contributions & Donations	33,100	28,704	0	0	0
369900 Miscellaneous-Other	-50	0	0	0	0
399999 Beginning Fund Balance	18,965	28,939	0	0	0
60307 4-H Counsel Cooperative	<b>53,189</b>	<b>58,825</b>	<b>0</b>	<b>0</b>	<b>0</b>
<b><u>60308 Adult Drug Court</u></b>					
359903 Adult Drug Court	0	7,974	0	0	0
60308 Adult Drug Court	<b>0</b>	<b>7,974</b>	<b>0</b>	<b>0</b>	<b>0</b>
<b><u>60311 Seminole Expressway Authority</u></b>					
381100 Transfer	0	0	0	40,204	0
399999 Beginning Fund Balance	0	0	0	0	40,144
60311 Seminole Expressway	<b>0</b>	<b>0</b>	<b>0</b>	<b>40,204</b>	<b>40,144</b>
<b>Report Total</b>	<b>1,081,089,153</b>	<b>1,234,532,702</b>	<b>987,047,395</b>	<b>1,160,916,443</b>	<b>885,418,628</b>





# Seminole County Government

## Expenditure Summary by Fund/Program

	FY 2008 Actual	FY 2009 Adopted	FY 2009 Amended	FY 2010 Adopted
<b>00100 General Fund</b>				
01010 Board of County	906,565	964,183	964,183	1,004,736
01020 County Attorney	1,744,312	1,992,855	1,992,855	1,934,834
01025 County Manager	848,515	1,001,685	1,001,685	936,197
01030 Resource Management	1,192,643	1,496,822	1,618,822	1,452,137
01031 MSBU Program	285,756	-	-	-
01034 Central Charges	1,798,109	4,034,777	3,687,095	3,645,844
01036 Purchasing and Contracts	1,054,953	972,138	989,682	1,002,619
01037 Community Redevelopment -	5,034,620	5,800,388	6,026,070	5,585,370
01040 Central Accounts	29,678,477	59,749,982	64,938,908	71,310,049
01050 Mail Services	235,833	231,801	231,801	(503)
01051 Printing Services	432,893	553,851	553,851	-
01052 Administration and Support	2,549,835	12,782,870	12,865,870	6,852,632
01053 Property Management	-	-	-	2,362,174
01055 Administration - Admin	317,967	311,424	348,165	287,511
01056 Facilities Management -	9,530,853	10,659,345	11,209,969	8,966,505
01057 Construction Management	-	-	-	162,818
01060 Fleet Management	1,511,681	1,269,407	1,261,407	383,059
01070 Employee Relations	707,174	763,840	763,840	510,928
01072 Human Resources Operations	540,093	628,252	628,252	885,514
01090 Community Information	1,067,492	1,330,232	1,330,232	608,701
01110 Planning & Dev Business	923,838	1,043,435	1,043,435	890,368
01112 Tree Replacement Program	-	260,063	260,063	260,063
0210 Law Enforcement	96,247,541	62,497,312	64,859,405	60,067,532
0213 Judicial Security	-	4,565,033	4,565,033	4,516,335
0214 Jail Operation and	1,808,902	30,894,969	30,991,172	31,722,495
0230 Clerk of the Court	1,833,597	1,936,719	1,936,719	2,373,699
0240 Supervisor Of Elections	3,562,383	2,364,237	2,529,388	2,189,067
0250 Property Appraiser	4,132,905	4,201,513	4,201,513	4,261,174
0260 Tax Collector	7,459,581	7,800,073	7,800,073	7,448,101
03300 Judicial	279,172	92,746	92,746	174,169
03400 Guardian Ad Litem	63,572	95,944	95,944	121,922
03700 Legal Aid	321,103	325,919	325,919	330,808
03710 Law Library	139,674	137,500	137,500	137,500
03800 Court Support Technology	-	-	-	69,264
04380 Leisure Services Business	529,828	510,864	510,864	528,085
04384 Recreational Activities &	3,481,380	5,368,929	5,376,099	3,568,727
04387 Greenways & Trails	3,488,610	3,242,849	3,235,709	2,685,398
04420 Library Services Business	-	462,399	462,399	762,382
04421 Central Branch Library	-	-	-	1,763,765
04422 East Branch Library	-	-	-	972,567
04423 North Branch Library	-	-	-	885,571
04424 Northwest Branch Library	-	-	-	938,390
04425 West Branch Library	-	-	-	930,218
04426 Youth Services	-	587,473	539,401	322,116
04428 Library Department (Prior	6,683,480	5,490,995	5,539,067	99,101
05500 Public Safety Director's Office	534,578	618,296	626,870	394,318
05501 EMS Performance	418,889	271,658	263,084	226,622
05504 Emergency Communications	1,779,401	1,892,750	1,892,750	2,626,528
05564 Emergency Management	332,306	315,419	315,419	554,840
05620 Animal Services	1,996,160	2,130,747	2,130,747	2,196,110
06600 Community Services	192,521	202,713	202,713	205,573
06601 County Health Department	1,017,893	837,970	837,970	983,039
06602 Adoption Support	21,428	22,938	22,938	22,938
06603 Medical Examiner	462,600	496,800	496,800	496,800
06621 Veterans Services	177,496	172,535	172,535	197,232
06622 Low Income Assistance	4,250,146	4,463,134	4,663,134	4,770,387
06640 Probation	1,786,910	1,807,413	1,807,413	1,964,963
06660 Extension Service	479,122	67,779	67,779	104,707



# Seminole County Government

## Expenditure Summary by Fund/Program

	FY 2008 Actual	FY 2009 Adopted	FY 2009 Amended	FY 2010 Adopted
<b>00100 General Fund</b>				
06661 Family & Consumer Science	-	76,597	76,597	58,531
06662 Horticulture Program	-	111,122	111,122	128,658
06663 Youth Programs	-	177,419	177,419	149,157
06680 Prosecution Alternatives For	485,791	489,374	489,374	531,733
06682 DJJ Pre-disposition Detention	2,349,039	2,650,000	2,650,000	2,650,000
07743 Mosquito Control	448,173	756,150	756,150	709,613
11021 Comprehensive Planning	1,116,463	1,937,720	2,076,183	1,576,213
11030 Current Planning Program	429,814	399,452	399,452	430,374
11033 Development Review Program	1,626,510	1,550,257	1,550,257	1,185,416
11034 Building Program	305,526	368,461	368,461	352,231
11301 Natural Lands	161,131	168,527	168,527	191,956
14048 IT's Business Office	567,232	525,080	525,080	567,549
14050 Protecting County Information	-	-	-	-
14051 Telecommunications &	10,591,214	14,512,878	14,526,007	5,716,034
14070 Enabling County Business	-	588,178	588,178	583,602
<b>00100 General Fund</b>	<b>221,923,680</b>	<b>274,034,191</b>	<b>282,878,095</b>	<b>265,485,066</b>
<b>00101 Police Education Fund</b>				
0215 Police Education	214,136	244,528	409,716	244,528
<b>00101 Police Education Fund</b>	<b>214,136</b>	<b>244,528</b>	<b>409,716</b>	<b>244,528</b>
<b>00102 Tank Inspection Fund</b>				
05506 Petroleum Storage Tanks	126,129	280,914	247,460	155,143
<b>00102 Tank Inspection Fund</b>	<b>126,129</b>	<b>280,914</b>	<b>247,460</b>	<b>155,143</b>
<b>00103 Natural Land Endowment Fund</b>				
01040 Central Accounts	-	724,000	914,099	857,147
11301 Natural Lands	156,233	104,437	126,337	110,510
<b>00103 Natural Land Endowment</b>	<b>156,233</b>	<b>828,437</b>	<b>1,040,436</b>	<b>967,657</b>
<b>00104 Boating Improvement Fund</b>				
01040 Central Accounts	-	566,929	567,698	643,698
04387 Greenways & Trails	-	99,663	99,663	-
<b>00104 Boating Improvement Fund</b>	<b>-</b>	<b>666,592</b>	<b>667,361</b>	<b>643,698</b>
<b>00106 Petroleum Clean Up Fund</b>				
05506 Petroleum Storage Tanks	435,525	405,017	442,445	337,584
<b>00106 Petroleum Clean Up Fund</b>	<b>435,525</b>	<b>405,017</b>	<b>442,445</b>	<b>337,584</b>
<b>00108 Facilities Maintenance Fund</b>				
01040 Central Accounts	-	-	518,266	518,266
01057 Construction Management	127,745	1,079,901	1,221,255	515,210
01058 Facilities Pro-Active	219,555	796,500	796,500	599,692
<b>00108 Facilities Maintenance Fund</b>	<b>347,300</b>	<b>1,876,401</b>	<b>2,536,021</b>	<b>1,633,168</b>



# Seminole County Government

## Expenditure Summary by Fund/Program

	FY 2008 Actual	FY 2009 Adopted	FY 2009 Amended	FY 2010 Adopted
<b>10101 Transportation Trust Fund</b>				
01040 Central Accounts	1,253,299	5,015,922	6,250,448	4,015,993
01053 Property Management	431,170	512,750	512,750	-
0250 Property Appraiser	16,734	16,299	16,299	15,586
0260 Tax Collector	8,345	9,358	9,358	9,358
07700 Public Works Director's Office	1,671,203	2,106,489	2,106,489	1,384,206
07702 Road/Right-of-Way Repair and	10,996,565	11,075,316	11,275,562	7,304,208
07703 Bridge Maintenance	-	-	-	400,500
07750 Engineering Professional	1,513,661	1,419,927	1,419,927	986,723
07751 Capital Projects Delivery	4,483,800	4,856,132	5,275,089	4,926,284
07776 Traffic Operations	4,924,679	4,686,733	4,746,673	4,860,286
<b>10101 Transportation Trust Fund</b>	<b>25,299,456</b>	<b>29,698,926</b>	<b>31,612,595</b>	<b>23,903,144</b>

<b>10102 Ninth-cent Fuel Tax Fund</b>				
11031 Mass Transit Program (LYNX)	4,389,805	5,438,750	5,132,791	4,344,351
<b>10102 Ninth-cent Fuel Tax Fund</b>	<b>4,389,805</b>	<b>5,438,750</b>	<b>5,132,791</b>	<b>4,344,351</b>

<b>10400 Building Program Fund</b>				
01040 Central Accounts	-	1,834,735	924,123	239,532
11034 Building Program	3,760,498	3,270,774	3,270,774	2,859,991
<b>10400 Building Program Fund</b>	<b>3,760,498</b>	<b>5,105,509</b>	<b>4,194,897</b>	<b>3,099,523</b>

<b>11000 Tourist Development Fund/ 3% Tax</b>				
01040 Central Accounts	-	3,413,290	2,462,173	3,958,636
01102 Tourism Development	2,331,022	2,504,866	3,054,866	265,000
04384 Recreational Activities &	46,864	80,738	80,738	88,537
<b>11000 Tourist Development Fund/</b>	<b>2,377,886</b>	<b>5,998,894</b>	<b>5,597,777</b>	<b>4,312,173</b>

<b>11001 Tourist Dev - Prof Sports Franchise/ 2% Tax</b>				
01040 Central Accounts	-	-	-	564,883
01102 Tourism Development	-	-	-	1,527,617
<b>11001 Tourist Dev - Prof Sports</b>	<b>-</b>	<b>-</b>	<b>-</b>	<b>2,092,500</b>

<b>11200 Fire Protection Fund</b>				
01040 Central Accounts	61,674	20,097,808	28,719,303	28,292,475
0250 Property Appraiser	432,766	422,060	422,060	435,942
0260 Tax Collector	221,577	242,526	242,526	242,526
05610 EMS/Fire/Rescue	41,545,988	61,765,052	57,389,324	55,481,317
05612 Fire Prevention Bureau	-	538,586	538,586	609,252
<b>11200 Fire Protection Fund</b>	<b>42,262,005</b>	<b>83,066,032</b>	<b>87,311,799</b>	<b>85,061,512</b>

<b>11400 Court Support Technology Fee Fund</b>				
01040 Central Accounts	-	668,164	535,175	300,000
03800 Court Support Technology	1,138,555	1,500,000	1,500,000	1,244,624
<b>11400 Court Support Technology</b>	<b>1,138,555</b>	<b>2,168,164</b>	<b>2,035,175</b>	<b>1,544,624</b>



# Seminole County Government

## Expenditure Summary by Fund/Program

	FY 2008 Actual	FY 2009 Adopted	FY 2009 Amended	FY 2010 Adopted
<b>11500 Infrastructure Sales Tax Fund - 1991</b>				
01040 Central Accounts	-	86,578,813	93,360,905	90,134,148
07741 Water Quality	-	44,200	44,200	44,200
07751 Capital Projects Delivery	19,242,449	37,141,179	75,129,816	24,714,388
<b>11500 Infrastructure Sales Tax Fund</b>	<b>19,242,449</b>	<b>123,764,192</b>	<b>168,534,921</b>	<b>114,892,736</b>

<b>11541 Infrastructure Sales Tax Fund - 2001</b>				
01040 Central Accounts	-	12,281,166	11,643,205	40,245,748
04387 Greenways & Trails	700,144	75,000	75,000	1,706
07702 Road/Right-of-Way Repair and	732,465	489,900	479,900	48,802
07751 Capital Projects Delivery	52,092,605	103,617,857	111,448,916	57,465,513
07776 Traffic Operations	1,224,503	2,570,016	3,423,827	2,426,688
<b>11541 Infrastructure Sales Tax Fund</b>	<b>54,749,717</b>	<b>119,033,939</b>	<b>127,070,848</b>	<b>100,188,457</b>

<b>11800 EMS Trust Fund</b>				
05501 EMS Performance	31,639	535,028	539,784	666,284
<b>11800 EMS Trust Fund</b>	<b>31,639</b>	<b>535,028</b>	<b>539,784</b>	<b>666,284</b>

<b>11901 Community Development Block Grant</b>				
06622 Low Income Assistance	-	600,348	585,348	586,008
06624 Community Development	2,651,042	4,656,426	4,291,249	4,891,720
<b>11901 Community Development</b>	<b>2,651,042</b>	<b>5,256,774</b>	<b>4,876,597</b>	<b>5,477,728</b>

<b>11902 HOME Program Grant</b>				
06624 Community Development	1,773,422	3,309,899	3,023,062	2,698,616
<b>11902 HOME Program Grant</b>	<b>1,773,422</b>	<b>3,309,899</b>	<b>3,023,062</b>	<b>2,698,616</b>

<b>11904 Emergency Shelter Grants</b>				
06624 Community Development	106,251	106,525	106,525	106,258
<b>11904 Emergency Shelter Grants</b>	<b>106,251</b>	<b>106,525</b>	<b>106,525</b>	<b>106,258</b>

<b>11905 Community Svc Block Grant</b>				
06622 Low Income Assistance	252,409	230,521	246,352	231,805
<b>11905 Community Svc Block Grant</b>	<b>252,409</b>	<b>230,521</b>	<b>246,352</b>	<b>231,805</b>

<b>11907 Hazardous Mitigation - Wind Grant</b>				
01040 Central Accounts	156,713	-	14,858	-
01057 Construction Management	10,769	-	(112)	-
<b>11907 Hazardous Mitigation - Wind</b>	<b>167,482</b>	<b>-</b>	<b>14,746</b>	<b>-</b>

<b>11908 Disaster Preparedness</b>				
05564 Emergency Management	132,111	77,219	203,894	183,876
<b>11908 Disaster Preparedness</b>	<b>132,111</b>	<b>77,219</b>	<b>203,894</b>	<b>183,876</b>



# Seminole County Government

## Expenditure Summary by Fund/Program

	FY 2008 Actual	FY 2009 Adopted	FY 2009 Amended	FY 2010 Adopted
<b>11910 EMS Matching Grant</b>				
05610 EMS/Fire/Rescue	-	185,022	246,696	-
11910 EMS Matching Grant	-	185,022	246,696	-

### 11911 HHR - Hurricane Housing Recovery 7/05-6/08

06624 Community Development	531,094	38,000	48,371	-
11911 HHR - Hurricane Housing	531,094	38,000	48,371	-

### 11912 Public Safety Grants (State)

05564 Emergency Management	1,501	11,638	11,700	5,640
11912 Public Safety Grants (State)	1,501	11,638	11,700	5,640

### 11913 Public Safety Grants (Other)

05505 E-911	-	1,706,670	1,723,588	73,315
05610 EMS/Fire/Rescue	-	10,000	10,292	9,545
11913 Public Safety Grants (Other)	-	1,716,670	1,733,880	82,860

### 11914 FRDAP Grants

04384 Recreational Activities &	-	411,892	411,892	408,296
11914 FRDAP Grants	-	411,892	411,892	408,296

### 11915 Public Safety Grants (Federal)

05564 Emergency Management	631,897	68,535	105,437	38,836
05610 EMS/Fire/Rescue	51,581	-	52,473	52,473
11915 Public Safety Grants (Federal)	683,478	68,535	157,910	91,309

### 11916 Public Works Grants

07741 Water Quality	82,310	-	173,391	24,000
07743 Mosquito Control	-	35,000	33,821	-
07751 Capital Projects Delivery	1,276,264	10,313,261	18,120,886	4,281,004
11916 Public Works Grants	1,358,574	10,348,261	18,328,098	4,305,004

### 11917 Leisure Services Grants

04387 Greenways & Trails	-	-	175,000	175,000
11917 Leisure Services Grants	-	-	175,000	175,000

### 11918 Planning and Development Grants (State)

11020 17-92 Community	-	-	13,022	-
11918 Planning and Development	-	-	13,022	-

### 11919 Community Services Grants

06624 Community Development	187,186	480,000	442,102	296,489
11919 Community Services Grants	187,186	480,000	442,102	296,489



# Seminole County Government

## Expenditure Summary by Fund/Program

	FY 2008 Actual	FY 2009 Adopted	FY 2009 Amended	FY 2010 Adopted
<b>11920 Neighborhood Stabilization Program</b>				
06624 Community Development	-	-	7,019,514	6,326,715
11920 Neighborhood Stabilization	-	-	7,019,514	6,326,715
<b>11922 ARRA - Public Works Stimulus Grants</b>				
07751 Capital Projects Delivery	-	-	4,296,000	4,296,000
11922 ARRA - Public Works	-	-	4,296,000	4,296,000
<b>11923 ARRA - Community Services Stimulus Grants</b>				
06622 Low Income Assistance	-	-	1,434,321	1,434,321
06624 Community Development	-	-	583,382	583,382
11923 ARRA - Community Services	-	-	2,017,703	2,017,703
<b>11924 ARRA - Planning &amp; Dev Stimulus</b>				
11021 Comprehensive Planning	-	-	250,000	247,250
11924 ARRA - Planning & Dev	-	-	250,000	247,250
<b>12006 SHIP - Affordable Housing 05/06</b>				
06624 Community Development	3,245,311	-	-	-
12006 SHIP - Affordable Housing	3,245,311	-	-	-
<b>12007 SHIP - Affordable Housing 06/07</b>				
06624 Community Development	3,766,836	1,353,000	1,281,914	-
12007 SHIP - Affordable Housing	3,766,836	1,353,000	1,281,914	-
<b>12008 SHIP - Affordable Housing 07/08</b>				
06624 Community Development	219,489	4,286,997	4,502,751	2,222,642
12008 SHIP - Affordable Housing	219,489	4,286,997	4,502,751	2,222,642
<b>12009 SHIP - Affordable Housing 08/09</b>				
06624 Community Development	-	3,764,113	3,764,113	4,492,449
12009 SHIP - Affordable Housing	-	3,764,113	3,764,113	4,492,449
<b>12010 SHIP - Affordable Housing 09/10</b>				
06624 Community Development	-	-	493,388	493,388
12010 SHIP - Affordable Housing	-	-	493,388	493,388
<b>12101 Law Enforcement Tst-Local</b>				
0216 Law Enforcement Trust	43,450	-	-	-
12101 Law Enforcement Tst-Local	43,450	-	-	-



# Seminole County Government

## Expenditure Summary by Fund/Program

	FY 2008 Actual	FY 2009 Adopted	FY 2009 Amended	FY 2010 Adopted
<b>12102 Law Enforcement Tst-Justice</b>				
0216 Law Enforcement Trust	46,842	-	-	-
12102 Law Enforcement Tst-Justice	46,842	-	-	-

<b>12300 Alcohol/Drug Abuse Fund</b>				
06604 Substance and Drug Abuse	67,004	85,000	118,012	70,000
12300 Alcohol/Drug Abuse Fund	67,004	85,000	118,012	70,000

<b>12302 Teen Court Fund</b>				
06684 Teen Court	152,313	318,652	343,207	205,000
12302 Teen Court Fund	152,313	318,652	343,207	205,000

<b>12500 Enhanced 911 Fund</b>				
01040 Central Accounts	-	1,650,999	2,253,561	2,743,949
05505 E-911	1,863,238	3,540,362	3,537,091	3,364,292
12500 Enhanced 911 Fund	1,863,238	5,191,361	5,790,652	6,108,241

<b>12601 Arterial Transportation Impact Fee Fund</b>				
01040 Central Accounts	-	(51,874,373)	(54,569,900)	(52,569,900)
07741 Water Quality	-	125,800	125,800	125,800
07751 Capital Projects Delivery	5,980,618	833,753	937,829	647,387
12601 Arterial Transportation Impact	5,980,618	(50,914,820)	(53,506,271)	(51,796,713)

<b>12602 North Collector Transportation Impact Fee Fund</b>				
01040 Central Accounts	-	552,598	-	606,805

<b>12602 North Collector Transportation Impact Fee Fund</b>				
07751 Capital Projects Delivery	185,060	3,566,072	4,188,174	3,865,112
12602 North Collector	185,060	4,118,670	4,188,174	4,471,917

<b>12603 West Collector Transportation Impact Fee Fund</b>				
01040 Central Accounts	-	(7,903,936)	(6,356,942)	(7,925,864)
07751 Capital Projects Delivery	62,190	6,722,936	6,458,159	1,967,046
12603 West Collector Transportation	62,190	(1,181,000)	101,217	(5,958,818)

<b>12604 East Collector Transportation Impact Fee Fund</b>				
01040 Central Accounts	-	1,660,922	1,530,226	1,793,752
07751 Capital Projects Delivery	53,334	2,431,517	2,551,131	2,404,913
12604 East Collector Transportation	53,334	4,092,439	4,081,357	4,198,665

<b>12605 South Central Collector Transportation Impact Fee Fund</b>				
01040 Central Accounts	-	(13,723,325)	(14,041,699)	(13,991,699)
07751 Capital Projects Delivery	1,626,219	109,571	190,841	164,005
12605 South Central Collector	1,626,219	(13,613,754)	(13,850,858)	(13,827,694)



# Seminole County Government

## Expenditure Summary by Fund/Program

	FY 2008 Actual	FY 2009 Adopted	FY 2009 Amended	FY 2010 Adopted
<b>12801 Fire/Rescue-Impact Fee</b>				
01040 Central Accounts	-	61,333	24,743	91,500
05610 EMS/Fire/Rescue	542,540	3,067,506	3,104,929	2,749,345
<b>12801 Fire/Rescue-Impact Fee</b>	<b>542,540</b>	<b>3,128,839</b>	<b>3,129,672</b>	<b>2,840,845</b>
<b>12802 Law Enforcement-Impact Fee</b>				
0210 Law Enforcement	-	-	5,538	-
<b>12802 Law Enforcement-Impact Fee</b>	<b>-</b>	<b>-</b>	<b>5,538</b>	<b>-</b>
<b>12804 Library-Impact Fee</b>				
01040 Central Accounts	-	-	192,331	122,331
04421 Central Branch Library	57,522	134,566	134,566	100,000
<b>12804 Library-Impact Fee</b>	<b>57,522</b>	<b>134,566</b>	<b>326,897</b>	<b>222,331</b>
<b>12805 Drainage-Impact Fee</b>				
01040 Central Accounts	-	-	20,010	-
<b>12805 Drainage-Impact Fee</b>	<b>-</b>	<b>-</b>	<b>20,010</b>	<b>-</b>
<b>12901 County Civil Mediation</b>				
01057 Construction Management	-	185,975	209,294	209,294
<b>12901 County Civil Mediation</b>	<b>-</b>	<b>185,975</b>	<b>209,294</b>	<b>209,294</b>
<b>12902 Circuit Civil Mediation</b>				
01057 Construction Management	5,045	238,257	248,989	218,992
<b>12902 Circuit Civil Mediation</b>	<b>5,045</b>	<b>238,257</b>	<b>248,989</b>	<b>218,992</b>
<b>12903 Family Mediation</b>				
01057 Construction Management	-	190,000	215,034	215,034
<b>12903 Family Mediation</b>	<b>-</b>	<b>190,000</b>	<b>215,034</b>	<b>215,034</b>
<b>13000 Stormwater Fund</b>				
01040 Central Accounts	-	916,076	1,848,336	1,000,000
07700 Public Works Director's Office	-	-	-	440,000
07701 Stormwater Mitigation	1,691,891	1,836,252	1,836,252	2,058,638
07702 Road/Right-of-Way Repair and	-	-	-	1,506,075
07741 Water Quality	1,654,810	2,530,584	2,655,378	1,404,738
07751 Capital Projects Delivery	2,559,996	4,115,866	5,110,355	1,500,000
<b>13000 Stormwater Fund</b>	<b>5,906,697</b>	<b>9,398,778</b>	<b>11,450,321</b>	<b>7,909,451</b>





# Seminole County Government

## Expenditure Summary by Fund/Program

	FY 2008 Actual	FY 2009 Adopted	FY 2009 Amended	FY 2010 Adopted
<b>13100 Economic Development</b>				
01040 Central Accounts	-	1,331,386	1,717,228	753,100
01111 Business Development	1,412,278	1,426,658	1,426,658	1,228,340
<b>13100 Economic Development</b>	<b>1,412,278</b>	<b>2,758,044</b>	<b>3,143,886</b>	<b>1,981,440</b>
<b>13300 17/92 Redevelopment Fund</b>				
01040 Central Accounts	-	8,096,951	6,033,588	3,579,993
11020 17-92 Community	1,065,561	554,908	3,029,979	6,726,479
11031 Mass Transit Program (LYNX)	-	-	-	216,000
<b>13300 17/92 Redevelopment Fund</b>	<b>1,065,561</b>	<b>8,651,859</b>	<b>9,063,567</b>	<b>10,522,472</b>
<b>15000 MSBU Street Lighting</b>				
01031 MSBU Program	1,975,553	2,593,000	2,858,724	2,873,000
<b>15000 MSBU Street Lighting</b>	<b>1,975,553</b>	<b>2,593,000</b>	<b>2,858,724</b>	<b>2,873,000</b>
<b>15100 MSBU Solid Waste</b>				
01031 MSBU Program	11,672,956	13,284,000	13,284,000	13,590,000
01040 Central Accounts	-	4,211,000	5,455,020	3,785,020
<b>15100 MSBU Solid Waste</b>	<b>11,672,956</b>	<b>17,495,000</b>	<b>18,739,020</b>	<b>17,375,020</b>
<b>16000 MSBU Program</b>				
01031 MSBU Program	285,204	929,800	1,065,218	989,374
<b>16000 MSBU Program</b>	<b>285,204</b>	<b>929,800</b>	<b>1,065,218</b>	<b>989,374</b>
<b>16005 MSBU Lake Mills - AWC</b>				
01031 MSBU Program	8,580	17,025	52,377	60,087
<b>16005 MSBU Lake Mills - AWC</b>	<b>8,580</b>	<b>17,025</b>	<b>52,377</b>	<b>60,087</b>
<b>16006 MSBU Lake Pickett - AWC</b>				
01031 MSBU Program	608	114,130	119,672	64,902
<b>16006 MSBU Lake Pickett - AWC</b>	<b>608</b>	<b>114,130</b>	<b>119,672</b>	<b>64,902</b>
<b>16007 MSBU Lake Amory - AWC</b>				
01031 MSBU Program	6,025	7,285	7,914	7,904
<b>16007 MSBU Lake Amory - AWC</b>	<b>6,025</b>	<b>7,285</b>	<b>7,914</b>	<b>7,904</b>
<b>16010 MSBU Cedar Ridge - OTH</b>				
01031 MSBU Program	31,900	39,575	41,464	40,989
<b>16010 MSBU Cedar Ridge - OTH</b>	<b>31,900</b>	<b>39,575</b>	<b>41,464</b>	<b>40,989</b>



# Seminole County Government

## Expenditure Summary by Fund/Program

	FY 2008 Actual	FY 2009 Adopted	FY 2009 Amended	FY 2010 Adopted
<b>16013 MSBU Howell Creek - AWC</b>				
01031 MSBU Program	47	10,050	10,764	6,004
16013 MSBU Howell Creek - AWC	47	10,050	10,764	6,004
<b>16024 MSBU - Lake of the Woods AWC</b>				
01031 MSBU Program	-	-	-	18,500
16024 MSBU - Lake of the Woods	-	-	-	18,500
<b>16025 MSBU Lake Mirror - AWC</b>				
01031 MSBU Program	30,837	17,300	18,941	15,151
16025 MSBU Lake Mirror - AWC	30,837	17,300	18,941	15,151
<b>16026 MSBU Spring Lake - AWC</b>				
01031 MSBU Program	37,753	28,600	33,075	34,800
16026 MSBU Spring Lake - AWC	37,753	28,600	33,075	34,800
<b>16027 MSBU Springwood Waterway AWC</b>				
01031 MSBU Program	-	-	-	13,000
16027 MSBU Springwood Waterway	-	-	-	13,000
<b>21400 Gas Tax Revenue Bonds</b>				
01034 Central Charges	1,253,099	1,250,024	1,279,997	1,248,830
21400 Gas Tax Revenue Bonds	1,253,099	1,250,024	1,279,997	1,248,830
<b>22100 Limited General Obligation Bonds</b>				
01034 Central Charges	4,423,111	5,835,364	5,994,116	5,525,041
22100 Limited General Obligation	4,423,111	5,835,364	5,994,116	5,525,041
<b>22500 Sales Tax Revenue Bonds</b>				
01034 Central Charges	7,171,346	7,175,982	7,182,701	7,172,987
22500 Sales Tax Revenue Bonds	7,171,346	7,175,982	7,182,701	7,172,987
<b>30600 Infrastructure Imp/Capital Projects Fund</b>				
01040 Central Accounts	-	-	9,111,221	83,121
01053 Property Management	-	127,329	-	-
04384 Recreational Activities &	207,521	188,969	1,437,028	187,155
30600 Infrastructure Imp/Capital	207,521	316,298	10,548,249	270,276
<b>32000 Jail Project/2005</b>				
01057 Construction Management	2,984,196	1,283,121	35,030,169	1,272,484
32000 Jail Project/2005	2,984,196	1,283,121	35,030,169	1,272,484



# Seminole County Government

## Expenditure Summary by Fund/Program

	FY 2008 Actual	FY 2009 Adopted	FY 2009 Amended	FY 2010 Adopted
<b>32100 Natural Lands/Trails Bond Fund</b>				
01040 Central Accounts	-	3,673,027	6,365,921	4,789,780
07751 Capital Projects Delivery	8,118,258	4,267,026	3,989,393	2,610,779

	FY 2008 Actual	FY 2009 Adopted	FY 2009 Amended	FY 2010 Adopted
<b>32100 Natural Lands/Trails Bond Fund</b>				
11301 Natural Lands	155,456	25,427	325,350	250,041
<b>32100 Natural Lands/Trails Bond</b>	<b>8,273,714</b>	<b>7,965,480</b>	<b>10,680,664</b>	<b>7,650,600</b>

	FY 2008 Actual	FY 2009 Adopted	FY 2009 Amended	FY 2010 Adopted
<b>32200 Courthouse Projects Fund</b>				
01040 Central Accounts	-	-	312,658	312,658
01057 Construction Management	624,980	2,531,055	2,626,478	2,528,978
<b>32200 Courthouse Projects Fund</b>	<b>624,980</b>	<b>2,531,055</b>	<b>2,939,136</b>	<b>2,841,636</b>

	FY 2008 Actual	FY 2009 Adopted	FY 2009 Amended	FY 2010 Adopted
<b>40100 Water And Sewer Operating Fund</b>				
01040 Central Accounts	-	10,252,298	10,643,723	15,807,129
01053 Property Management	241,917	256,565	256,565	-
08780 Environmental Services	745,318	744,583	744,583	400,445
08781 Utility Revenue Collection &	1,567,301	2,208,279	2,208,279	2,615,233
08782 Water Management Program	-	-	-	10,398,998
08783 Wastewater Management	-	-	-	11,862,238
08784 Water & Sewer Operations	20,464,485	22,974,324	23,085,617	-
08785 Water Conservation Program	255,743	468,183	468,183	357,308
08786 Engineering Support &	12,446,316	20,233,811	21,617,075	21,930,359
<b>40100 Water And Sewer Operating</b>	<b>35,721,080</b>	<b>57,138,043</b>	<b>59,024,025</b>	<b>63,371,710</b>

	FY 2008 Actual	FY 2009 Adopted	FY 2009 Amended	FY 2010 Adopted
<b>40102 Water Connection Fees</b>				
01040 Central Accounts	-	2,423,888	2,896,779	2,636,779
08786 Engineering Support &	1,382,076	6,623,752	6,924,716	6,909,065
<b>40102 Water Connection Fees</b>	<b>1,382,076</b>	<b>9,047,640</b>	<b>9,821,495</b>	<b>9,545,844</b>

	FY 2008 Actual	FY 2009 Adopted	FY 2009 Amended	FY 2010 Adopted
<b>40103 Sewer Connection Fees</b>				
01040 Central Accounts	-	12,010,305	8,955,513	7,770,513
08786 Engineering Support &	7,089,654	10,490,024	11,048,900	6,941,450
<b>40103 Sewer Connection Fees</b>	<b>7,089,654</b>	<b>22,500,329</b>	<b>20,004,413</b>	<b>14,711,963</b>

	FY 2008 Actual	FY 2009 Adopted	FY 2009 Amended	FY 2010 Adopted
<b>40105 Water and Sewer Bonds, Series 2006</b>				
01040 Central Accounts	-	15,000,347	6,943,283	-
08786 Engineering Support &	31,992,127	83,237,985	117,508,311	42,404,846
<b>40105 Water and Sewer Bonds,</b>	<b>31,992,127</b>	<b>98,238,332</b>	<b>124,451,594</b>	<b>42,404,846</b>

	FY 2008 Actual	FY 2009 Adopted	FY 2009 Amended	FY 2010 Adopted
<b>40107 Water &amp; Sewer Bond Reserve</b>				
01040 Central Accounts	-	14,721,180	14,721,180	15,246,180
<b>40107 Water &amp; Sewer Bond Reserve</b>	<b>-</b>	<b>14,721,180</b>	<b>14,721,180</b>	<b>15,246,180</b>

	FY 2008 Actual	FY 2009 Adopted	FY 2009 Amended	FY 2010 Adopted
<b>40110 Environmental Services Grants</b>				
08786 Engineering Support &	-	7,530,000	7,530,000	-
<b>40110 Environmental Services</b>	<b>-</b>	<b>7,530,000</b>	<b>7,530,000</b>	<b>-</b>



# Seminole County Government

## Expenditure Summary by Fund/Program

	FY 2008 Actual	FY 2009 Adopted	FY 2009 Amended	FY 2010 Adopted
<b>40201 Solid Waste Fund</b>				
01040 Central Accounts	-	17,782,418	21,469,204	21,686,342
01053 Property Management	128,073	148,980	148,980	-
08780 Environmental Services	3,389,302	543,583	543,583	332,975
08790 Central Transfer Station	-	-	-	3,760,615
08791 Landfill Operations	-	-	-	6,878,765
08792 SW-Compliance & Program	281,011	1,139,489	1,139,489	13,238,283
<b>40201 Solid Waste Fund</b>				
08794 Solid Waste (History only)	12,448,576	21,515,576	20,719,683	110,000
<b>40201 Solid Waste Fund</b>	<b>16,246,962</b>	<b>41,130,046</b>	<b>44,020,939</b>	<b>46,006,980</b>
<b>40204 Landfill Management Escrow</b>				
01040 Central Accounts	-	13,355,224	12,947,153	13,355,224
<b>40204 Landfill Management Escrow</b>	<b>-</b>	<b>13,355,224</b>	<b>12,947,153</b>	<b>13,355,224</b>
<b>50100 Self Insurance Fund</b>				
01040 Central Accounts	-	9,513,169	13,532,333	6,854,799
01054 Risk Management	6,058,393	8,544,145	8,744,145	4,799,272
<b>50100 Self Insurance Fund</b>	<b>6,058,393</b>	<b>18,057,314</b>	<b>22,276,478</b>	<b>11,654,071</b>
<b>50200 Workers' Compensation Fund</b>				
01040 Central Accounts	-	-	-	7,661,781
01054 Risk Management	-	-	-	2,444,064
<b>50200 Workers' Compensation Fund</b>	<b>-</b>	<b>-</b>	<b>-</b>	<b>10,105,845</b>
<b>60301 Bocc Agency Fund</b>				
04380 Leisure Services Business	-	-	4,200	-
<b>60301 Bocc Agency Fund</b>	<b>-</b>	<b>-</b>	<b>4,200</b>	<b>-</b>
<b>60302 Public Safety - System-wide Training</b>				
05503 System-Wide Training	51,932	38,258	163,183	42,000
05610 EMS/Fire/Rescue	2,553	3,742	3,742	-
<b>60302 Public Safety - System-wide</b>	<b>54,485</b>	<b>42,000</b>	<b>166,925</b>	<b>42,000</b>
<b>60303 Libraries - Designated</b>				
04421 Central Branch Library	167,728	84,752	212,252	111,603
<b>60303 Libraries - Designated</b>	<b>167,728</b>	<b>84,752</b>	<b>212,252</b>	<b>111,603</b>
<b>60304 Animal Services - Donations</b>				
05620 Animal Services	11,027	20,000	97,335	20,000
<b>60304 Animal Services - Donations</b>	<b>11,027</b>	<b>20,000</b>	<b>97,335</b>	<b>20,000</b>



## Seminole County Government Expenditure Summary by Fund/Program

	FY 2008 Actual	FY 2009 Adopted	FY 2009 Amended	FY 2010 Adopted
<b>60307 4-H Counsel Coop Extension</b>				
06663 Youth Programs	24,814	-	-	-
60307 4-H Counsel Coop Extension	24,814	-	-	-
<b>60308 Adult Drug Court</b>				
03300 Judicial	506	-	-	-
60308 Adult Drug Court	506	-	-	-
<b>60311 Seminole Expressway Authority</b>				
07700 Public Works Director's Office	-	-	40,204	40,144
60311 Seminole Expressway	-	-	40,204	40,144
<b>Report Total</b>	<b>548,337,392</b>	<b>987,047,395</b>	<b>1,160,916,443</b>	<b>885,418,628</b>





**Seminole County Government  
COUNTYWIDE POSITION SUMMARY  
Fiscal Years 2007/08 to 2009/10**

Departments	FY 2007/08 Adopted				FY 2008/09 Adopted				FY 2009/10 Changes				FY 2009/10 Adopted			
	Positions			FTE	Positions			FTE	Positions			FTE	Positions			FTE
	Full Time	Part Time	Total	Total	Full Time	Part Time	Total	Total	Full Time	Part Time	Total	Total	Full Time	Part Time	Total	Total
Administrative Services	86	-	86	86.00	74	-	74	74.00	(8)	-	(8)	(8.00)	66	-	66	66.00
Administration	35	-	35	35.00	33	-	33	33.00	3	-	3	3.00	36	-	36	36.00
Community Information	11	-	11	11.00	10	-	10	10.00	(10)	-	(10)	(10.00)	0	-	0	0.00
Community Services	73	2	75	74.00	68	1	69	68.50	(2)	-	(2)	(2.00)	66	1	67	66.50
Court Support	6	-	6	6.00	8	-	8	8.00	-	-	-	0.00	8	-	8	8.00
Economic Development	10	1	11	10.50	10	-	10	10.00	(4)	-	(4)	(4.00)	6	-	6	6.00
Environmental Services	197	-	197	197.00	197	-	197	197.00	(7)	-	(7)	(7.00)	190	-	190	190.00
Fiscal Services	16	-	16	16.00	16	-	16	16.00	1	-	1	1.00	17	-	17	17.00
Human Resources	13	1	14	13.50	12	-	12	12.00	(2)	1	(1)	(1.50)	10	1	11	10.50
Information Technology	88	1	89	88.75	69	1	70	69.75	(3)	-	(3)	(3.00)	66	1	67	66.75
Leisure Services	58	16	74	66.00	51	17	68	59.62	(5)	(5)	(10)	(7.62)	46	12	58	52.00
Library Services	71	55	126	102.10	59	48	107	83.00	(6)	(14)	(20)	(13.00)	53	34	87	70.00
Planning and Development	100	-	100	100.00	83	-	83	83.00	(18)	-	(18)	(18.00)	65	-	65	65.00
Public Safety	411	-	411	411.00	484	-	484	484.00	(5)	-	(5)	(5.00)	479	-	479	479.00
Public Works	264	-	264	264.00	218	-	218	218.00	(21)	-	(21)	(24.50)	197	-	197	193.50
<b>TOTAL BCC</b>	<b>1,439</b>	<b>76</b>	<b>1,515</b>	<b>1,480.85</b>	<b>1,392</b>	<b>67</b>	<b>1,459</b>	<b>1,425.87</b>	<b>(87)</b>	<b>(18)</b>	<b>(105)</b>	<b>(99.62)</b>	<b>1,305</b>	<b>49</b>	<b>1,354</b>	<b>1,326.25</b>

**Constitutional Officers**

Sheriff	1,053	163	1,216	1,116.75	1,045	153	1,198	1,106.75	44	8	52	46.50	1,089	161	1,250	1,153.25
Clerk of Court/Finance	24	-	24	24.00	24	-	24	24.00	-	-	-	0.00	24	-	24	24.00
Property Appraiser	53	-	53	53.00	53	-	53	53.00	-	-	-	0.00	53	-	53	53.00
Tax Collector	79	3	82	80.50	79	3	82	80.50	(1)	-	(1)	(1.00)	78	3	81	79.50
Supervisor of Elections	16	-	16	16.00	16	-	16	16.00	-	-	-	0.00	16	-	16	16.00
<b>Total Constitutional Officers</b>	<b>1,225</b>	<b>166</b>	<b>1,391</b>	<b>1,290.25</b>	<b>1,217</b>	<b>156</b>	<b>1,373</b>	<b>1,280.25</b>	<b>43</b>	<b>8</b>	<b>51</b>	<b>45.50</b>	<b>1,260</b>	<b>164</b>	<b>1,424</b>	<b>1,325.75</b>

**Seminole County Government  
Program Staffing  
Fiscal Year 2009/10**



Department	Program	Full-Time Positions	Part-Time Positions	Total Positions	Total FTE
Administration	Board of County Commissioners	10		10	10.00
	County Attorney	16		16	16.00
	County Manager	5		5	5.00
	Community Information	5		5	5.00
		<b>36</b>	<b>0</b>	<b>36</b>	<b>36.00</b>
Administrative Services	Administration - Admin Services	3		3	3.00
	Administration and Support Services	4		4	4.00
	Construction Management	2		2	2.00
	Facilities Management - Administration & Regular	35		35	35.00
	Fleet Management	2		2	2.00
	Mail Services	3		3	3.00
	Purchasing and Contracts	12		12	12.00
	Risk Management	5		5	5.00
		<b>66</b>	<b>0</b>	<b>66</b>	<b>66.00</b>
Community Services	Community Development Grants	0		0	0.00
	Community Services Director's Office	2		2	2.00
	Extension Service Administration	1		1	0.50
	Family & Consumer Science	2		2	1.75
	Horticulture Program	3		3	2.50
	Low Income Assistance	21		21	20.50
	Probation	25	1	26	25.50
	Prosecution Alternatives For Youth (PAY)	6		6	6.45
	Teen Court	3		3	2.55
	Veterans Services	3		3	2.50
	Youth Programs	2		2	2.25
		<b>66</b>	<b>1</b>	<b>67</b>	<b>66.50</b>
	Court Support	Court Support Technology (Article V)	6		6
Guardian Ad Litem		1		1	1.00
Judicial		1		1	1.00
		<b>8</b>	<b>0</b>	<b>8</b>	<b>8.00</b>
Economic Development	Business Development	1		1	1.00
	Tourism Development	5		5	5.00
		<b>6</b>	<b>0</b>	<b>6</b>	<b>6.00</b>
Environmental Services	Central Transfer Station Operations	29		29	29.00
	Engineering Support & Capital Improvement Progr	15		15	15.00
	Environmental Services Business Office	7		7	7.00
	Landfill Operations	21		21	21.00
	SW-Compliance & Program Management Prograr	21		21	21.00
	Utility Revenue Collection & Management Program	26		26	26.00
	Wastewater Management Program	29		29	29.00
	Water & Sewer Operations (History Only)	0		0	0.00
	Water Conservation Program	1		1	1.00
	Water Management Program	41		41	41.00
	<b>190</b>	<b>0</b>	<b>190</b>	<b>190.00</b>	



**Seminole County Government  
Program Staffing  
Fiscal Year 2009/10**



Department	Program	Full-Time Positions	Part-Time Positions	Total Positions	Total FTE
<b>Fiscal Services</b>					
	Central Charges	0		0	0.00
	MSBU Program	4		4	4.00
	Resource Management	13		13	13.00
		<u>17</u>	<u>0</u>	<u>17</u>	<u>17.00</u>
<b>Human Resources</b>					
	Employee Relations	5		5	5.00
	Human Resources Operations	5	1	6	5.50
		<u>10</u>	<u>1</u>	<u>11</u>	<u>10.50</u>
<b>Information Technology Services</b>					
	Enabling County Business Initiatives	6		6	6.00
	IT's Business Office	57	1	58	57.75
	Printing Services	3		3	3.00
		<u>66</u>	<u>1</u>	<u>67</u>	<u>66.75</u>
<b>Leisure Services</b>					
	Greenways & Trails	12		12	12.00
	Leisure Services Business Office	5		5	5.00
	Natural Lands	2		2	2.00
	Recreational Activities & Programs	27	12	39	33.00
		<u>46</u>	<u>12</u>	<u>58</u>	<u>52.00</u>
<b>Library Services</b>					
	Central Branch Library	15	7	22	18.50
	East Branch Library	7	9	16	11.50
	Library Department (Prior Years Only)	0		0	0.00
	Library Services Business Office	7		7	6.50
	North Branch Library	7	6	13	10.00
	Northwest Branch Library	7	5	12	9.50
	West Branch Library	7	7	13	9.75
	Youth Services	4	1	5	4.25
		<u>53</u>	<u>34</u>	<u>87</u>	<u>70.00</u>
<b>Planning and Development</b>					
	17-92 Community Redevelopment Agency	2		2	1.95
	Building Program	32		32	32.00
	Comprehensive Planning Program	8		8	8.20
	Current Planning Program	5		5	5.00
	Development Review Program	12		12	12.00
	Planning & Development Business Office	6		6	5.85
		<u>65</u>	<u>0</u>	<u>65</u>	<u>65.00</u>
<b>Public Safety</b>					
	Animal Services	30		30	30.00
	E-911	4		4	3.50
	Emergency Communications	28		28	28.00
	Emergency Management	3		3	2.50
	EMS/Fire/Rescue	400		400	400.00
	Fire Prevention Bureau	7		7	7.00
	Petroleum Storage Tanks Bureau	5		5	5.00
	Public Safety Director's Office	3		3	3.00
		<u>479</u>	<u>0</u>	<u>479</u>	<u>479.00</u>

**Seminole County Government  
Program Staffing  
Fiscal Year 2009/10**



Department	Program	Full-Time Positions	Part-Time Positions	Total Positions	Total FTE
Public Works	Capital Projects Delivery	21		21	21.00
	Engineering Professional Support	13		13	13.00
	Mosquito Control	11		11	7.50
	Public Works Director's Office / Business Office	12		12	12.00
	Road/Right-of-Way Repair and Maintenance	85		85	85.00
	Stormwater Mitigation	17		17	17.00
	Traffic Operations	33		33	33.00
	Water Quality	5		5	5.00
		<u>197</u>	<u>0</u>	<u>197</u>	<u>193.50</u>
Total		<u><u>1,305</u></u>	<u><u>49</u></u>	<u><u>1,354</u></u>	<u><u>1,326.25</u></u>

## Seminole County Government FTE Changes Summary Fiscal Year 2009/10



	Admin Services*	Community Information	Community Services	Economic Develop	Environ Services*	Info Tech	Library Services	Leisure Services	Planning/Develop	Public Safety	Public Works	Court Support	Admin/HR/FS	TOTAL
<b>FY 09 Adopted</b>	<b>74.00</b>	<b>10.00</b>	<b>68.50</b>	<b>10.00</b>	<b>197.00</b>	<b>69.75</b>	<b>83.00</b>	<b>59.62</b>	<b>83.00</b>	<b>484.00</b>	<b>218.00</b>	<b>8.00</b>	<b>61.00</b>	<b>1,425.87</b>
Transfer - CRA Program				(1.00)					1.00					0.00
Transfer - Financial Mgmt									(1.00)	(1.00)			2.00	0.00
Adj - prior year elimination										1.00				1.00
PT reduction								(0.12)						(0.12)
<b>Consensus-CM</b>	<b>74.00</b>	<b>10.00</b>	<b>68.50</b>	<b>9.00</b>	<b>197.00</b>	<b>69.75</b>	<b>83.00</b>	<b>59.50</b>	<b>83.00</b>	<b>484.00</b>	<b>218.00</b>	<b>8.00</b>	<b>63.00</b>	<b>1,426.75</b>
Eliminated - GRF	(1.00)	(2.00)	(1.00)			(6.00)	(12.00)	(5.50)	(8.00)	(1.00)	(25.00)		(5.00)	(66.50)
Eliminated - Other Funds	(2.00)			(2.00)	(8.00)			(1.00)	(9.00)	(0.50)				(22.50)
Transfer - Print Shop	(3.00)					3.00								0.00
Transfer - Staffing Asst										(0.50)			0.50	0.00
Additional - Mosquito Cntrl											3.50			3.50
														0.00
<b>Worksession</b>	<b>68.00</b>	<b>8.00</b>	<b>67.50</b>	<b>7.00</b>	<b>189.00</b>	<b>66.75</b>	<b>71.00</b>	<b>53.00</b>	<b>66.00</b>	<b>482.00</b>	<b>196.50</b>	<b>8.00</b>	<b>58.50</b>	<b>1,341.25</b>
Eliminated - GRF	(1.00)	(3.00)	(0.20)	(1.00)			(1.00)	(1.50)	(1.00)	(1.00)	(3.00)			(12.70)
Eliminated - Other Funds			(0.80)					1.00		(2.00)				(1.80)
<b>1st Public Hearing</b>	<b>67.00</b>	<b>5.00</b>	<b>66.50</b>	<b>6.00</b>	<b>189.00</b>	<b>66.75</b>	<b>70.00</b>	<b>52.50</b>	<b>65.00</b>	<b>479.00</b>	<b>193.50</b>	<b>8.00</b>	<b>58.50</b>	<b>1,326.75</b>
Eliminated - GRF								(0.50)						(0.50)
Transfer - Project Mgr *	(1.00)				1.00									0.00
														0.00
<b>2nd Public Hearing</b>	<b>66.00</b>	<b>5.00</b>	<b>66.50</b>	<b>6.00</b>	<b>190.00</b>	<b>66.75</b>	<b>70.00</b>	<b>52.00</b>	<b>65.00</b>	<b>479.00</b>	<b>193.50</b>	<b>8.00</b>	<b>58.50</b>	<b>1,326.25</b>
Transfer to Cty Mgr Office		(5.00)											5.00	0.00
<b>Adopted Budget</b>	<b>66.00</b>	<b>0.00</b>	<b>66.50</b>	<b>6.00</b>	<b>190.00</b>	<b>66.75</b>	<b>70.00</b>	<b>52.00</b>	<b>65.00</b>	<b>479.00</b>	<b>193.50</b>	<b>8.00</b>	<b>63.50</b>	<b>1,326.25</b>

\* Temporary transfer of position 8309 from Facilities to Water & Sewer until October 2011

# Seminole County Government Position Count Changes

Fiscal Year 2009/10



## Two Year Summary

<b>FY 07/08 Total Positions</b>	<b>1,515</b>
 <b><u>New Positions:</u></b>	
FY08/09 - New Fire Station	50
FY08/09 - Winter Springs Merger	24
FY08/09 - Leisure Svc - FT to 2 PT	1
FY09/10 - Mosquito Control	7
<b>Total New</b>	<b>82</b>
 <b><u>Eliminated Positions:</u></b>	
FY 08/09 Budget	(130)
FY 09/10 Budget	(113)
<b>Total Eliminated</b>	<b>(243)</b>
 <b>FY 09/10 Total Positions</b>	<b>1,354</b>

Department	FY 07/08				FY 08/09				FY 09/10				
	Adopted	New	Eliminated	Transfer	Amended	New	Eliminated	Transfer	Adopted	New	Eliminated	Transfer	Adopted
Administration	35		(2)		33		(2)	5		36			
Administrative Services *	86		(12)		74		(4)	(4)		66			
Community Information	11		(1)		10		(5)	(5)		0			
Community Services	75		(6)		69		(2)			67			
Court Support	6		(5)	7	8					8			
Economic Development	11		(1)		10		(3)	(1)		6			
Environmental Services *	197				197		(8)	1		190			
Fiscal Services	16				16		(1)	2		17			
Human Resources	14		(2)		12		(2)	1		11			
Information Technologies	89		(10)	(9)	70		(6)	3		67			
Leisure Services	74	1	(8)	1	68		(10)			58			
Library Services	126		(16)	(3)	107		(20)			87			
Planning & Development	100		(16)	(1)	83		(18)	0		65			
Public Safety	411	74	(5)	5	485		(4)	(2)		479			
Public Works	264		(46)		218	7	(28)			197			
<b>TOTAL</b>	1,515	75	(130)	0	1,460	7	(113)	0	1,354				

\* Includes temporary transfer of position from Admin Services/ Facilities to Env Svcs/ Water & Sewer until October 2011.

# Seminole County Government

## New Positions

Fiscal Year 2009/10



<u>Department/Program/Position Title</u>	<u>FY 09/10 FTE</u>	<u>Position Type</u>	<u>Salary &amp; Fringes</u>	<u>Position Number</u>	<u>Fund</u>
<b>Public Works</b>					
<b>Mosquito Control Program</b>					
Mosquito Control Technician I (seasonal)	0.50	FT	\$ 19,279	T1	General Fund
Mosquito Control Technician I (seasonal)	0.50	FT	\$ 19,279	T2	General Fund
Mosquito Control Technician I (seasonal)	0.50	FT	\$ 19,279	T3	General Fund
Mosquito Control Technician I (seasonal)	0.50	FT	\$ 19,279	T4	General Fund
Mosquito Control Technician I (seasonal)	0.50	FT	\$ 19,279	T5	General Fund
Mosquito Control Technician I (seasonal)	0.50	FT	\$ 19,279	T6	General Fund
Mosquito Control Technician I (seasonal)	0.50	FT	\$ 19,279	T7	General Fund
<b>Total Public Works</b>	<u><b>3.50</b></u>		<u><b>\$ 134,953</b></u>		
<b>Total New FTE</b>	<u><b>3.50</b></u>		<u><b>\$134,953</b></u>		
<b>Total New Positions</b>	<b>7.0</b>				

Note: Four (4) of these positions were included in the FY 08/09 Adopted Budget as Temporary Positions. These four (4) positions plus an additional three (3) positions are being requested to be adopted as Regular Positions that are utilized on a seasonal basis.



## Seminole County Government Eliminated Positions Summary 2 YEAR TOTAL

	# Positions Elim			FTE Elim- 2 YR Total					FY 07/08 Adopted FTE	% FTE Elim
	FY 08/09	FY 09/10	2 YR Total	General Fund	Transporta/ Stormwater/ Nat Lands	SUBTOTAL GEN REV FUNDS	Other Funds	Total		
Administration	2	2	4	4.0	-	4.0	-	4.0	35.00	11%
Administrative Services	12	4	16	14.0	-	14.0	2.0	16.0	86.00	19%
Community Information	1	5	6	6.0	-	6.0	-	6.0	11.00	55%
Community Services	6	2	8	6.8	-	6.8	0.8	7.5	74.00	10%
Court Support	5	0	5	4.0	-	4.0	1.0	5.0	6.00	83%
Economic Development	1	3	4	-	1.0	1.0	2.5	3.5	10.50	33%
Environmental Services	0	8	8	-	-	-	8.0	8.0	197.00	4%
Fiscal Services	0	1	1	1.0	-	1.0	-	1.0	16.00	6%
Human Resources	2	2	4	3.5	-	3.5	-	3.5	13.50	26%
Information Technology	10	6	16	16.0	-	16.0	-	16.0	88.75	18%
Leisure Services	8	10	18	10.5	4.0	14.5	-	14.5	66.00	22%
Library Services	16	20	36	26.2	-	26.2	-	26.2	102.10	26%
Planning & Development	16	18	34	17.0	-	17.0	17.0	34.0	100.00	34%
Public Safety	5	4	9	5.5	-	5.5	3.5	9.0	411.00	2%
Public Works	46	28	74	-	69.0	69.0	5.0	74.0	264.00	28%
<b>Total Regular</b>	<b>130</b>	<b>113</b>	<b>243</b>	<b>114.5</b>	<b>74.0</b>	<b>188.5</b>	<b>39.8</b>	<b>228.2</b>	<b>1,480.85</b>	<b>15%</b>
<b>Total Temporary</b>	<b>4</b>	<b>1</b>	<b>5</b>	<b>2.3</b>	<b>0.5</b>	<b>2.8</b>	<b>-</b>	<b>2.8</b>		
<b>Total Eliminated</b>	<b>134</b>	<b>114</b>	<b>248</b>	<b>116.7</b>	<b>74.5</b>	<b>191.2</b>	<b>39.8</b>	<b>231.0</b>		

	SALARY AND FRINGES				
	General Fund	Transporta/ Stormwater/ Nat Lands	SUBTOTAL GEN REV FUNDS	Other Funds	Total
Administration	254,639	-	254,639	-	254,639
Administrative Services	867,099	-	867,099	139,096	1,006,195
Community Information	461,468	-	461,468	-	461,468
Community Services	376,744	-	376,744	55,261	432,005
Court Support	278,545	-	278,545	57,749	432,005
Economic Development	-	92,139	92,139	125,087	217,226
Environmental Services	-	-	-	422,452	422,452
Fiscal Services	59,455	-	59,455	-	59,455
Human Resources	206,610	-	206,610	-	206,610
Information Technolgy Svc	1,188,325	-	1,188,325	-	1,188,325
Leisure Services	483,563	269,366	752,929	-	752,929
Library Services	1,331,168	-	1,331,168	-	1,331,168
Planning & Development	1,154,865	-	1,154,865	1,203,562	2,358,427
Public Safety	408,262	-	408,262	307,305	715,567
Public Works	-	4,390,797	4,390,797	454,141	4,844,938
<b>Total Regular Position Reductions</b>	<b>7,070,743</b>	<b>4,752,302</b>	<b>11,823,045</b>	<b>2,764,653</b>	<b>14,683,409</b>
<b>Total Temporary Position Reductions</b>	<b>89,746</b>	<b>23,523</b>	<b>113,269</b>	<b>0</b>	<b>113,269</b>
<b>Annual On-going Savings</b>	<b>7,160,489</b>	<b>4,775,825</b>	<b>11,936,314</b>	<b>2,764,653</b>	<b>14,796,678</b>



**Seminole County Government  
ELIMINATED Positions Summary  
Fiscal Year 2009/10**

	Total #				FTE				
	Positions		Retire	Layed Off	General Fund	Transportation Stormwater Econ Dev	SUBTOTAL GEN REV FUNDS	Other Funds	Total
	Eliminated	Vacant							
Administration	2	1		1	2.00		2.00		2.00
Administrative Services	4	1		3	2.00		2.00	2.00	4.00
Community Information	5			5	5.00		5.00		5.00
Community Services	2	1		1	1.25		1.25	0.75	2.00
Economic Development	3	1		2		1.00	1.00	2.00	3.00
Environmental Services	8	4	1	3			-	8.00	8.00
Fiscal Services	1	1		0	1.00		1.00		1.00
Human Resources	2			2	2.00		2.00		2.00
Information Technolgy	6	2		4	6.00		6.00		6.00
Leisure Services	10	2	1	7	7.50		7.50	-	7.50
Library Services	20	2	1	17	13.00		13.00		13.00
Planning & Development	18	4		14	9.00		9.00	9.00	18.00
Public Safety	4	1		3	2.00		2.00	2.00	4.00
Public Works	28	10	6	12		28.00	28.00		28.00
<b>Total Regular Positions</b>	<b>113</b>	<b>30</b>	<b>9</b>	<b>74</b>	<b>50.75</b>	<b>29.00</b>	<b>79.75</b>	<b>23.75</b>	<b>103.50</b>
Temporary - Fiscal Svc	1			1	1.00		1.00		1.00
<b>Total BCC Positions</b>	<b>114</b>	<b>30</b>	<b>9</b>	<b>75</b>	<b>51.75</b>	<b>29.00</b>	<b>80.75</b>	<b>23.75</b>	<b>104.50</b>

	SALARY AND FRINGES				
	General Fund	Transportation Stormwater Econ Dev	SUBTOTAL GEN REV FUNDS	Other Funds	Total
Administration	153,094		153,094		153,094
Administrative Services	157,715		157,715	139,096	296,811
Community Information	395,429		395,429		395,429
Community Services	75,260		75,260	55,261	130,521
Economic Development		92,139	92,139	105,794	197,933
Environmental Services			-	422,452	422,452
Fiscal Services	59,455		59,455		59,455
Human Resources	127,159		127,159		127,159
Information Technology Svc	448,761		448,761		448,761
Leisure Services	283,530		283,530		283,530
Library Services	539,714		539,714		539,714
Planning & Development	580,190		580,190	587,613	1,167,803
Public Safety	122,576		122,576	122,684	245,260
Public Works		1,529,597	1,529,597		1,529,597
<b>Total Regular Positions</b>	<b>2,942,883</b>	<b>1,621,736</b>	<b>4,564,619</b>	<b>1,432,900</b>	<b>5,997,519</b>
Temporary - Fiscal Services	39,194		39,194		39,194
<b>Total Salary Reduction</b>	<b>2,982,077</b>	<b>1,621,736</b>	<b>4,603,813</b>	<b>1,432,900</b>	<b>6,036,713</b>
<b>LESS: PTO payout estimate</b>			<b>(300,000)</b>	<b>(125,000)</b>	<b>(425,000)</b>
<b>LESS: Unemployment estimate</b>			<b>(700,000)</b>	<b>(150,000)</b>	<b>(850,000)</b>
<b>FY 09/10 Net Savings</b>			<b>3,603,813</b>	<b>1,157,900</b>	<b>4,761,713</b>

# Seminole County Government Eliminated Positions Detail Fiscal Year 2009/10



Department/Program/Position Title	FTE	Position Type	Salary + Fringes	Position #	Note	Fund
<b>Administration</b>						
<b>County Attorney</b>						
Appraiser	1.00	FT	\$ 83,578	8634		General Fund
<b>County Manager</b>						
Executive Assistant	1.00	FT	\$ 69,516	8000		General Fund
<b>Total Administration</b>	<b>2.00</b>		<b>\$ 153,094</b>			
<b>Administrative Services</b>						
<b>Risk Management</b>						
Safety Program Technician	1.00	FT	\$ 62,702	8328		Self Insurance Fund
<b>Construction Management</b>						
Construction Manager	1.00	FT	\$ 106,566	7740A		General Fund
<b>EMS/Fire/Rescue</b>						
Project Manager II	1.00	FT	\$ 76,394	8492A		Fire Protection Fund
<b>Purchasing &amp; Contracts</b>						
Procurement Specialist	1.00	FT	\$ 51,149	9000		General Fund
<b>Total Administrative Services</b>	<b>4.00</b>		<b>\$ 296,811</b>			
<b>Community Information</b>						
Graphics Coordinator	1.00	FT	\$ 55,341	8485		General Fund
Broadcast Production Engineer	1.00	FT	\$ 82,488	8705		General Fund
Director	1.00	FT	\$ 122,772	8900		General Fund
Community Information Coordinator	1.00	FT	\$ 74,691	8962A		General Fund
Administrative Assistant	1.00	FT	\$ 60,137	8682A		General Fund
<b>Total Community Information</b>	<b>5.00</b>		<b>\$ 395,429</b>			
<b>Community Services</b>						
<b>Extension Service Administration</b>						
Senior Staff Assistant	0.34	FT	\$ 19,325	7537		General Fund
<b>Family &amp; Consumer Science</b>						
Senior Staff Assistant	0.33	FT	\$ 18,757	7537		General Fund
<b>Horticulture Program</b>						
Senior Staff Assistant	0.33	FT	\$ 18,757	7537		General Fund
<b>Community Development</b>						
Program Manager I	0.25	FT	\$ 18,421	8274		General Fund
Program Manager I	0.75	FT	\$ 55,262	8274		Grant Fund
<b>Total Community Services</b>	<b>2.00</b>		<b>\$ 130,521</b>			



# Seminole County Government Eliminated Positions Detail Fiscal Year 2009/10



Department/Program/Position Title	FTE	Position Type	Salary + Fringes	Position #	Note	Fund
<b>Economic Development</b>						
<u><b>Tourism Development</b></u>						
Administrative Assistant	1.00	FT	\$ 61,037	8433		Tourist Dev / 2% Tax
Receptionist	1.00	FT	\$ 44,757	8565		Tourist Dev / 2% Tax
<u><b>Business Development</b></u>						
Program Manager I	1.00	FT	\$ 92,139	8883		Economic Development
<b>Total Economic Development</b>	<b>3.00</b>		<b>\$ 197,933</b>			
<b>Environmental Services</b>						
<u><b>Business Office</b></u>						
Receptionist	1.00	FT	\$ 44,357	8050		Water & Sewer Oper
<u><b>Utility Revenue Collection &amp; Management</b></u>						
Customer Service Representative	1.00	FT	\$ 42,056	8583		Water & Sewer Oper
<u><b>Water Management</b></u>						
Maintenance Worker II	1.00	FT	\$ 34,429	7950		Water & Sewer Oper
<u><b>Wastewater Management</b></u>						
Maintenance Worker II	1.00	FT	\$ 42,331	7741		Water & Sewer Oper
<u><b>Engineering Support &amp; Capital Improvement</b></u>						
Engineer	1.00	FT	\$ 87,010	8590A		Water & Sewer Oper
<u><b>Landfill Operations</b></u>						
Solid Waste Operator I	1.00	FT	\$ 45,672	7096		Solid Waste Fund
<u><b>SW-Compliance &amp; Program Management</b></u>						
Operations Manager	1.00	FT	\$ 79,900	7940A		Solid Waste Fund
Hazardous Waste Technician	1.00	FT	\$ 46,697	9020		Solid Waste Fund
<b>Total Environmental Services</b>	<b>8.00</b>		<b>\$ 422,452</b>			
<b>Fiscal Services</b>						
<u><b>Resource Management</b></u>						
Accountant	1.00	FT	\$ 59,455	7445A		General Fund
<b>Total Fiscal Services</b>	<b>1.00</b>		<b>\$ 59,455</b>			
<b>Human Resources</b>						
<u><b>Human Resources Operations</b></u>						
Employee Programs Coordinator	1.00	FT	\$ 72,285	7467		General Fund
Human Resources Records Coord	1.00	FT	\$ 54,874	7809		General Fund
<b>Total Human Resources</b>	<b>2.00</b>		<b>\$ 127,159</b>			

# Seminole County Government

## Eliminated Positions Detail

### Fiscal Year 2009/10



Department/Program/Position Title	FTE	Position Type	Salary + Fringes	Position #	Note	Fund
<b>Information Technology</b>						
<b>Business Office</b>						
Manager of IT Development	1.00	FT	\$ 115,968	7358A		General Fund
Project Manager I (Ap Anlyst)	1.00	FT	\$ 62,633	8111A		General Fund
Library Technology Coordinator	1.00	FT	\$ 68,356	8206A		General Fund
Senior Programmer	1.00	FT	\$ 98,711	8711		General Fund
Customer Support Desk Technician	1.00	FT	\$ 52,394	8751A		General Fund
Customer Support Desk Technician	1.00	FT	\$ 50,699	8752A		General Fund
<b>Total Information Technology</b>	<b>6.00</b>		<b>\$ 448,761</b>			
<b>Leisure Services</b>						
<b>Recreational Acivities &amp; Programs</b>						
Maintenance Worker I	1.00	FT	\$ 40,571	7661		General Fund
Maintenance Worker I	1.00	FT	\$ 40,673	8478		General Fund
Maintenance Worker I	1.00	FT	\$ 34,706	8754A		General Fund
EOP Worker	0.50	PT	\$ 14,256	8912		General Fund
EOP Worker	0.50	PT	\$ 14,708	8914		General Fund
EOP Worker	0.50	PT	\$ 14,206	8915		General Fund
Maintenance Worker I	1.00	FT	\$ 39,540	7396		General Fund
Recreation Specialist	0.50	PT	\$ 11,000	8429A		General Fund
<b>Greenways &amp; Trails</b>						
Maintenance Worker II	1.00	FT	\$ 50,582	8335		General Fund
<b>Business Office</b>						
Delivery Driver	0.50	PT	\$ 23,288	8496		General Fund
<b>Total Leisure Services</b>	<b>7.50</b>		<b>\$ 283,530</b>			
<b>Library Services</b>						
<b>Central Branch Library</b>						
Library Clerk	0.50	PT	\$ 15,713	7365A		General Fund
Library Clerk	0.50	PT	\$ 16,816	8675A		General Fund
Library Clerk	0.50	PT	\$ 31,285	8677A		General Fund
Library Page	0.50	PT	\$ 12,481	8921A		General Fund
Library Page	0.50	PT	\$ 11,954	8934A		General Fund
Librarian	0.50	PT	\$ 22,132	8948A		General Fund
<b>East Branch Library</b>						
Librarian	1.00	FT	\$ 69,602	8215A		General Fund
<b>North Branch Library</b>						
Library Clerk	1.00	FT	\$ 40,429	7066A		General Fund
Library Assistant	1.00	FT	\$ 44,660	8228B		General Fund
Library Page	0.50	PT	\$ 13,252	8928A		General Fund

# Seminole County Government Eliminated Positions Detail Fiscal Year 2009/10



Department/Program/Position Title	FTE	Position Type	Salary + Fringes	Position #	Note	Fund
<b>Library Services (continued)</b>						
<b><u>Northwest Branch Library</u></b>						
Library Clerk	0.50	PT	\$ 14,075	7364A		General Fund
Library Clerk	0.50	PT	\$ 14,220	7367A		General Fund
Library Page	0.50	PT	\$ 13,045	8922A		General Fund
Library Page	0.50	PT	\$ 15,188	8933A		General Fund
Library Page	0.50	PT	\$ 13,045	8945A		General Fund
<b><u>West Branch Library</u></b>						
Librarian	1.00	FT	\$ 22,132	7712A		General Fund
Librarian	1.00	FT	\$ 64,304	8227A		General Fund
Library Clerk	0.50	PT	\$ 14,220	8569A		General Fund
Library Page	0.50	PT	\$ 12,032	8939A		General Fund
<b><u>Youth Services</u></b>						
Senior Librarian	1.00	FT	\$ 79,129	8398A		General Fund
<b>Total Library Services</b>	<b>13.00</b>		<b>\$ 539,714</b>			
<b>Planning and Development</b>						
<b><u>Comprehensive Planning</u></b>						
Senior Planner	1.00	FT	\$ 65,189	7562B		General Fund
<b><u>Development Review</u></b>						
Staff Assistant	1.00	FT	\$ 49,734	7535A		General Fund
Plans Examiner	1.00	FT	\$ 62,568	7927		General Fund
Plans Examiner	1.00	FT	\$ 72,854	8630		General Fund
Principal Planner	1.00	FT	\$ 109,370	8122A		General Fund
Engineering Inspector	1.00	FT	\$ 67,034	8125A		General Fund
Staff Assistant	1.00	FT	\$ 46,428	8283		General Fund
Engineering Inspector	1.00	FT	\$ 59,655	8694A		General Fund
<b><u>Building</u></b>						
Inspector	1.00	FT	\$ 102,770	7076		Building Program Fund
Senior Staff Assistant	1.00	FT	\$ 63,266	7085		Building Program Fund
Plans Examiner	1.00	FT	\$ 71,681	7271		Building Program Fund
Permit Supervisor	1.00	FT	\$ 58,920	7472A		Building Program Fund
Inspector	1.00	FT	\$ 67,059	7619		Building Program Fund
Permit Technician	1.00	FT	\$ 49,804	7750		Building Program Fund
Plans Examiner	1.00	FT	\$ 74,310	8065		Building Program Fund
Permit Technician	1.00	FT	\$ 49,079	8733		Building Program Fund
Permit Technician	1.00	FT	\$ 50,724	US7648		Building Program Fund
Planning Technician I	1.00	FT	\$ 47,358	8786A		General Fund
<b>Total Planning and Development</b>	<b>18.00</b>		<b>\$ 1,167,803</b>			

# Seminole County Government Eliminated Positions Detail Fiscal Year 2009/10



Department/Program/Position Title	FTE	Position Type	Salary + Fringes	Position #	Note	Fund
<b>Public Safety</b>						
<b>Public Safety Director's Office</b>						
Program Manager II	1.00	FT	\$ 76,248	7444A		General Fund
<b>Petroleum Storage Tanks Bureau</b>						
Engineering Specialist	1.00	FT	\$ 63,300	8798		Petroleum Tank Clean Up
Chief Inspector	1.00	FT	\$ 59,384	8800		Tank Inspections
<b>Animal Services</b>						
Animal Services Supervisor	1.00	FT	\$ 46,328	7051		General Fund
<b>Total Public Safety</b>	<b>4.00</b>		<b>\$ 245,260</b>			
<b>Public Works</b>						
<b>Business Office</b>						
Accounting Specialist	1.00	FT	\$ 55,660	7016A		Transportation Trust
Accounting Specialist	1.00	FT	\$ 66,183	7803A		Transportation Trust
Financial Administration Manager	1.00	FT	\$ 129,654	7859		Transportation Trust
<b>Stormwater Mitigation</b>						
Maintenance Worker I	1.00	FT	\$ 40,246	7401A		Stormwater Fund
<b>Road/Right-of-Way Repair and Maintenance</b>						
Equipment Operator I	0.25	FT	\$ 12,217	7052		Stormwater Fund
Equipment Operator I	0.75	FT	\$ 36,651	7052		Transportation Trust
Equipment Operator I	0.25	FT	\$ 11,488	7235		Stormwater Fund
Equipment Operator I	0.75	FT	\$ 34,463	7235		Transportation Trust
Equipment Operator II	0.25	FT	\$ 11,882	7252	A	Stormwater Fund
Equipment Operator II	0.75	FT	\$ 35,646	7252		Transportation Trust
Equipment Operator II	0.25	FT	\$ 17,444	7256		Stormwater Fund
Equipment Operator II	0.75	FT	\$ 52,331	7256		Transportation Trust
Maintenance Worker I	0.25	FT	\$ 10,552	8026		Stormwater Fund
Maintenance Worker I	0.75	FT	\$ 31,655	8026		Transportation Trust
Maintenance Worker I	0.25	FT	\$ 8,499	8167		Stormwater Fund
Maintenance Worker I	0.75	FT	\$ 25,496	8167		Transportation Trust
Senior Team Leader	0.25	FT	\$ 21,270	8465		Stormwater Fund
Senior Team Leader	0.75	FT	\$ 63,809	8465		Transportation Trust
Maintenance Worker I	0.25	FT	\$ 10,120	8498		Stormwater Fund
Maintenance Worker I	0.75	FT	\$ 30,360	8498		Transportation Trust
Equipment Operator I	0.25	FT	\$ 12,141	8548		Stormwater Fund
Equipment Operator I	0.75	FT	\$ 36,422	8548		Transportation Trust
Maintenance Worker I	0.25	FT	\$ 10,120	8614		Stormwater Fund
Maintenance Worker I	0.75	FT	\$ 30,360	8614		Transportation Trust

# Seminole County Government Eliminated Positions Detail Fiscal Year 2009/10

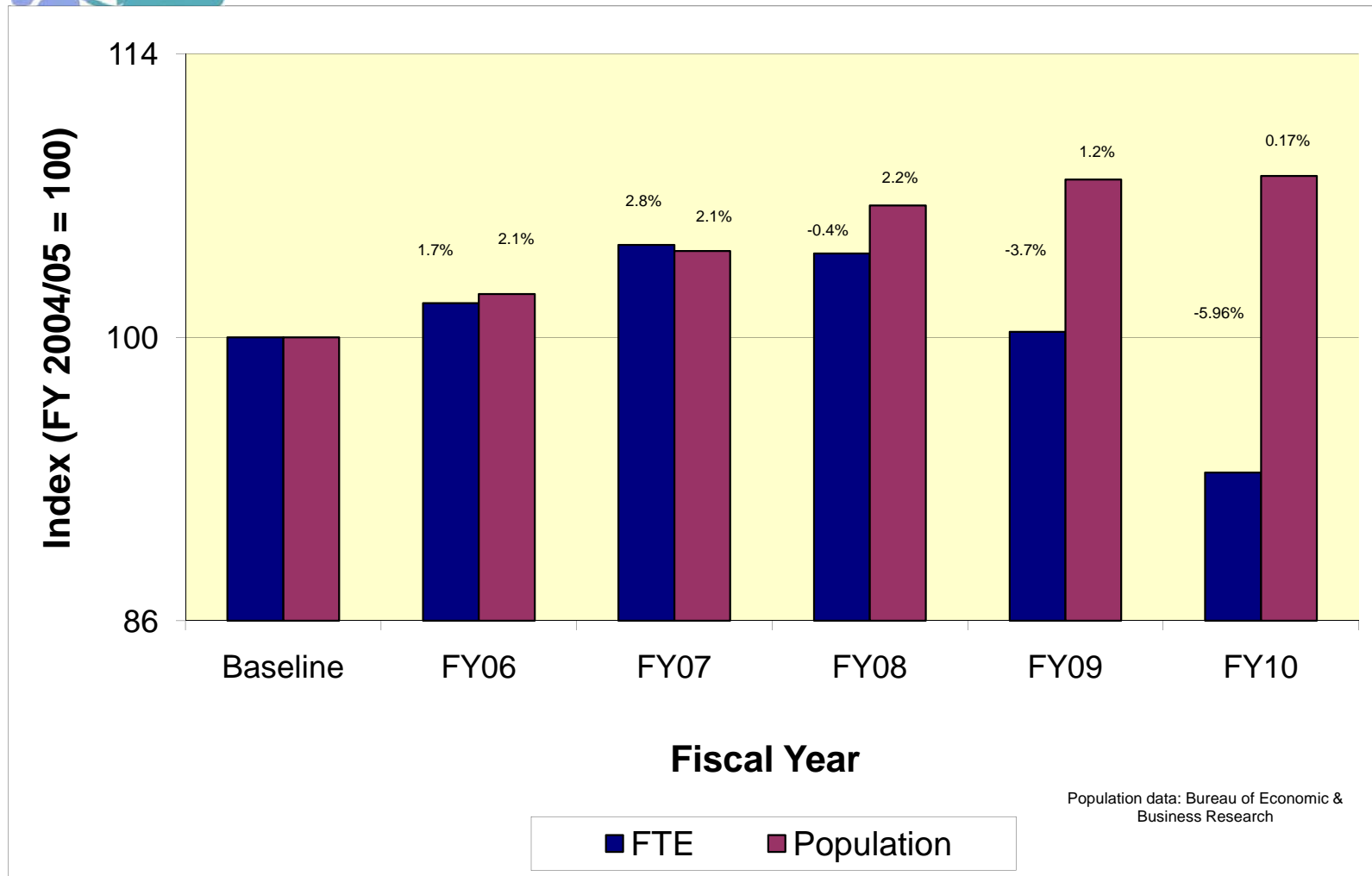


Department/Program/Position Title	FTE	Position Type	Salary + Fringes	Position #	Note	Fund
<b>Public Works (continued)</b>						
Maintenance Worker I	0.25	FT	\$ 8,499	8615		Stormwater Fund
Maintenance Worker I	0.75	FT	\$ 25,496	8615		Transportation Trust
Equipment Operator I	0.25	FT	\$ 11,283	9058404		Stormwater Fund
Equipment Operator I	0.75	FT	\$ 33,849	9058404		Transportation Trust
Equipment Operator II	0.25	FT	\$ 11,488	8129A		Stormwater Fund
Equipment Operator II	0.75	FT	\$ 34,463	8129A		Transportation Trust
Equipment Operator I	0.25	FT	\$ 14,709	8130A		Stormwater Fund
Equipment Operator I	0.75	FT	\$ 44,128	8130A		Transportation Trust
Equipment Operator I	0.25	FT	\$ 12,250	8550A		Stormwater Fund
Equipment Operator I	0.75	FT	\$ 36,749	8550A		Transportation Trust
Maintenance Worker I	0.25	FT	\$ 7,323	8553RE		Stormwater Fund
Maintenance Worker I	0.75	FT	\$ 21,968	8553RE		Transportation Trust
Customer Service Specialist	0.25	FT	\$ 16,429	8690A		Stormwater Fund
Customer Service Specialist	0.75	FT	\$ 49,286	8690A		Transportation Trust
<b><u>Engineering Professional Support</u></b>						
Survey Technician	1.00	FT	\$ 47,292	7338		Transportation Trust
Chief of Survey Parties	1.00	FT	\$ 73,825	8086		Transportation Trust
Equipment Operator I	1.00	FT	\$ 62,304	US8455	A	Transportation Trust
<b><u>Capital Projects Delivery</u></b>						
Receptionist	1.00	FT	\$ 47,655	7968		Transportation Trust
Staff Assistant	1.00	FT	\$ 50,668	8457		Transportation Trust
Project Coordinator II	1.00	FT	\$ 80,904	8264		Transportation Trust
<b><u>Traffic Operations</u></b>						
Dispatcher (non-emergency)	1.00	FT	\$ 44,365	8523		Transportation Trust
<b>Total Public Works</b>	<b><u>28.00</u></b>		<b><u>\$ 1,529,597</u></b>			
<b>Total FTE Eliminated</b>	<b><u>103.50</u></b>		<b><u>\$ 5,997,519</u></b>			
<b>Total Positions Eliminated</b>	<b>113.00</b>					

**Notes:**

A- Person in the position is retiring within the first few months of FY09/10; position will be eliminated upon retirement.

## Seminole County Government Growth of County Population to Growth of BCC Employees



FTE	1,446	1,487	1,481	1,426	1,327
Population	403,361	411,744	420,667	425,698	426,413
Per Capita	3.6	3.6	3.5	3.3	3.1

Per Capita = the number of full-time employees per thousand citizens.

# Seminole County Government Internal Service Charges FY 2009/10



## Overview

Internal Service Charges (ISCs) have been developed in Seminole County Government as a way to identify and allocate the true cost of services provided by various Support Programs. The methodology used to develop the ISCs is in accordance with Generally Accepted Accounting Principles, and will properly allocate both the Direct and Indirect costs of the following Support Programs:

Fleet Maintenance (both Repair and Fuel)

Facilities Maintenance (both Regular Maintenance and Pro Active Maintenance)

Mailing Services

Printing Services

Property Management (Leases, Security, Cleaning Contracts)

IT Hardware Leases

IT Microsoft Enterprise Agreement

IT Desktop Support and Maintenance

IT Telephones, Cell phones, and Faxes (Both Billed Charges and Support/Maintenance)

IT Protecting County Information Assets

IT Radios

IT Network Infrastructure Support

Administrative Fees

Each Program requires unique analysis to determine the most appropriate method of both estimating the ISC Budgets and allocating the charges.

### Year-Over-Year Method

A common approach utilized by multiple Support Programs is the Year-Over-Year Method. This method uses Countywide actual expenditures from the last complete Fiscal Year to determine the percentages that all County Programs used of the total service provided by the Support Program. That percentage is then used as the driver to budget and allocate FY 2009/10 ISCs.

### Direct Method

Other Support Programs use the Direct Method to allocate ISCs. In this method, the Support Program estimates the amount of actual costs that will be incurred for each of the User Programs in FY 2009/10 and charges them for the exact amount of services rendered. This approach exposes the User Programs to additional budgetary risk, because the actual charges will be netted against their own Operating Budget should they exceed the estimate provided by the Support Program.

# Seminole County Government Internal Service Charges FY 2009/10



## **Fleet Maintenance – Repairs**

### **Budget**

The ISC's for Fleet Maintenance – Repairs are developed using the Direct Method. The Fleet Program tracks all Work Orders and the FY 2007/08 Work Order amount associated with each User Program is divided by the Total Countywide Fleet Usage to determine each User Program's percentage of the total service provided by Fleet. This percentage is then multiplied by the Fleet Program's FY 2009/10 Non-Fuel Budget to determine the User Program's Fleet Maintenance ISC Budget.

### **Chargeback**

For FY 2009/10, each User Program will be charged separately for Billed Work Orders and Overhead on a quarterly basis. The Billed Work Order charge will be applied directly and the User Program will only be charged for the service received that quarter. The Overhead charge will be applied to all programs and will be calculated by multiplying the Fleet Program's actual Overhead costs for the quarter (obtained from JD Edwards) by the User Program's percentage of the total service provided by Fleet.

## **Fleet Maintenance – Fuel**

### **Budget**

The ISC's for Fleet Maintenance – Fuel are developed using the Direct Method. The Fleet Program tracks every gallon of Unleaded and Diesel fuel consumed by all Countywide Programs, which were analyzed separately to estimate ISC's. The FY 2007/08 Unleaded and Diesel consumption associated with each User Program is divided by the Total Countywide Fuel Usage to determine each User Program's percentage of the total Countywide Fuel Used. This percentage is then multiplied by the Fleet Program's FY 2009/10 projections for the total number of Unleaded and Diesel Gallons to be consumed Countywide. Each User Program's gallon estimates are multiplied by the Fleet Program's projection for the average cost of fuel in FY 2009/10 (\$3.10/gallon for Unleaded and \$3.52/gallon for Diesel) to determine the User Program's ISC Budget.

### **Chargeback**

For FY 2009/10, each User Program will be charged on a quarterly basis only for actual gallons consumed. The cost per gallon charged to the User Departments is approximately equal to the rate that the Fleet Program paid for the fuel.

## **Facilities Regular Maintenance**

### **Budget**

The ISC's for Facilities Regular Maintenance are developed using the Direct Method. The Facilities Management Program tracks every maintenance job they perform on all Countywide buildings and facilities. Each Facilities Management Technician uses a handheld computer device to track the time and materials expended on all of their work orders. These historical actuals are used to project the amount of Countywide Regular Maintenance that will be performed in FY 2009/10. A large portion of the Repair and Maintenance services provided by Facilities Management are for General Government or Judicial Facilities and are not currently charged back to any County User Programs.

### **Chargeback**

For FY 2009/10, each User Program will be charged on a quarterly basis only for actual repair and maintenance performed on their facilities. These charges are made up of a labor rate, (loaded to include all salaries and benefits), the actual cost of any parts used on the job, and all associated contracted services.



# Seminole County Government Internal Service Charges FY 2009/10



## Facilities Pro-Active Maintenance

### Budget

The ISC's for Facilities Pro-Active Maintenance are developed using the Direct Method. Pro-Active Maintenance currently provides roof and HVAC maintenance/replacement on a scheduled basis. The Facilities Management Program estimated the costs that will be expended on certain Countywide facilities with the understanding that a budget transfer may be required within a Department if necessary. A large portion of the Pro-Active Maintenance services provided by Facilities Management are for General Government and are not currently charged back to any County User Programs.

### Chargeback

For FY 2009/10, each User Program will be charged on a quarterly basis only for actual Pro-Active maintenance performed on their facilities.

## Mailing Services

### Budget

The ISC's for Mailing Services are developed using the Year-Over-Year Method. The Mailing Services Program tracks the cost of postage for every parcel they send for all Countywide User Programs, which are used to calculate the ISC's. The FY 2007/08 actual postage used by each User Program is divided by the total Countywide postage used to determine each User Program's percentage of the total Countywide postage used. This percentage is then multiplied by the Mailing Services Program's FY 2009/10 Budget to determine the User Program's ISC Budget.

### Chargeback

For FY 2009/10, the quarterly charge for each User Program will be calculated by multiplying the Mail Services Program's actual 09/10 expenditures, including overhead (obtained from JD Edwards) by the User Program's 07/08 percentage of Service.

## Printing Services

### Budget

The ISC's for Printing Services are broken into two separate parts; each using a different method to develop the Budget. The first cost to be allocated is for document production services provided for User Programs within the Print Shop (County Services Building, Room 2140), which is developed using the Year-Over-Year method. The Printing Services Program tracks actual Print Shop costs (excluding overhead) for all Countywide User Programs, which are used to calculate the ISC's. The FY 2007/08 actual Print Shop costs used by each User Program is divided by the total Countywide Print Shop costs to determine each User Program's percentage of the total Countywide postage used. This percentage is then multiplied by the Print Shop's FY 2009/10 Budget to determine the User Program's Print Shop ISC Budget.

The second cost to be allocated is for the 75 Self Service Copiers (SSCs) utilized by various User Programs, which is developed using the Direct Method. The Printing Services Program is requesting \$141,500 to manage all of the Countywide SSCs. This Budget is divided by the 75 copiers to determine the Annual Cost per SSC, which is multiplied by the number of SSCs per program to determine the SSC ISC Budget. That is added to the Print Shop ISC Budget to get the User Program's Total ISC Budget.

### Chargeback

For FY 2009/10, the Print Shop's quarterly charge for each User Program will be calculated by multiplying the Mail Services Program's actual 09/10 expenditures, including overhead (obtained from JD Edwards) by the User Program's 07/08 percentage of Service. They will also be charged 1/4<sup>th</sup> of the Annual Cost per SSC for each SSC within their program.



## Property Management

### Budget

The ISC's for Property Management are developed using the Direct Method. The Support Services Program manages the Property Leases, Security Guard Contract, Custodial Contract, and Exterior Window Cleaning Contract for various Countywide User Programs. The ISC Budget for these services is developed using actual figures provided by the external vendors that perform the work or provide the leased space.

### Chargeback

For FY 2009/10, each User Program will be charged on a quarterly basis for actual Custodial, Window Cleaning, and Security Guard services received. Each User program will be charged on a monthly basis for the actual cost of leased space.

## Information Technology

### Hardware Leases

#### Budget

The ISC's for currently Leased Technology Equipment and new requests are developed using the Direct Method. IT works in conjunction with the Countywide User Programs to verify and replace expiring leases or remove unused items to ensure technology efficiencies throughout the County.

#### Chargeback

For FY 2009/10, each User Program will be charged on a quarterly basis for currently leased equipment. These allocations are based on actual billings from the leasing agent.

### Microsoft Enterprise Agreement

#### Budget

The ISC's for the Microsoft Enterprise Agreement are developed using the Direct Method. The Microsoft Enterprise Agreement provides Microsoft Office Suite for all County computers. The quantity of assigned computers for each User Program is divided by the total number of Countywide computers to determine each User Program's percentage of the total service provided. This percentage is multiplied by the fixed Microsoft Enterprise Agreement contractual fee to determine the User Program's ISC Budget.

#### Chargeback

For FY 2009/10, each User Program's quarterly charge will be calculated by multiplying the actual Countywide cost of the Microsoft Enterprise Agreement by the User Program's percentage of total service.

### Desktop Support and Maintenance

#### Budget

The ISC's for Desktop Support & Maintenance are developed using the Direct Method. The number of assigned computers, printers, and scanners for each User Program is divided by the total number of Countywide computers, printers, and scanners to calculate each User Program's percentage of the total service provided. This percentage is multiplied by the total Desktop Support and Maintenance Budget to determine the User Program's ISC Budget.

#### Chargeback

For FY 2009/10, each User Program's quarterly charge will be calculated by multiplying the actual Countywide cost of the Desktop Support and Maintenance Program by the User Program's percentage of total service.



## Telephones, Cell Phones and Faxes

### Budget

The ISC's for Telephones, Cell Phones and Faxes are developed using the Direct Method. IT works in conjunction with the Countywide User Programs to verify the total quantity of telephones, cell phones, and faxes assigned to each User Program.

### Chargeback

For FY 2009/10, each User Program will be charged on a quarterly basis for the quantity of telephones, cell phones, and faxes assigned. Charges are based on actual billings from the leasing agent.

## Telephones, Cell Phones and Faxes Support and Maintenance

### Budget

The ISC's for Telephones, Cell Phones and Faxes Support and Maintenance are developed using the Direct Method. This service provides for all hardware, carrier connectivity, and maintenance related to the telephone, cell phone, and fax networks. The number of assigned telephones, cell phones, and faxes for each User Program is divided by the total number of Countywide telephones, cell phones, and faxes to calculate each User Program's percentage of the total service provided.

### Chargeback

For FY 2009/10, each User Program's quarterly charge will be calculated by multiplying the actual Countywide cost of the Telephones, Cell Phones, and Faxes Support and Maintenance Program by the User Program's percentage of total service.

## Protecting County Information Assets

### Budget

The ISC's for Protecting County Information Assets are developed using the Direct Method. IT currently manages the replacement lifecycle of all technology equipment to ensure data integrity and reliability. The number of assigned computers for each User Program is divided by the total number of Countywide computers to calculate each User Program's percentage of the total service provided. This percentage is multiplied by the total Budget for Protecting County Information Assets to determine the User Program's ISC Budget.

### Chargeback

For FY 2009/10, each User Program's quarterly charge will be calculated by multiplying the actual Countywide cost of Protecting County Information Assets by the User Program's percentage of total service.

## Radios

### Budget

The ISC's for *Information Technology* are developed using the Direct Method. IT currently manages the radio services for all County Departments, Municipalities, Sheriff's Office, and several other outside agencies. The number of assigned radios for each User Program is divided by the total number of Countywide radios to calculate each User Program's percentage of the total service provided. This percentage is multiplied by the total Budget required to provide Countywide radio services in order to determine the User Program's ISC Budget.

### Chargeback

For FY 2009/10, each User Program's quarterly charge will be calculated by multiplying the actual Countywide cost of providing radio services by the User Program's percentage of total service.



## **Network Infrastructure Support**

### **Budget**

The ISC's for Network Infrastructure support are developed using the Direct Method. This service consists of complex technical support, including provisional and proactive/reactive maintenance on the Wide Area Network, County local area network, wireless, voice and various technologies. The number of assigned computers for each User Program is divided by the total number of Countywide computers to determine each User Program's percentage of the total service provided. This percentage is multiplied by the total Budget required to provide Countywide Network Infrastructure Support in order to determine the User Program's ISC Budget.

### **Chargeback**

For FY 2009/10, each User Program's quarterly charge will be calculated by multiplying the actual Countywide cost of providing Countywide Network Infrastructure Support by the User Program's percentage of total service.

## **Administrative Fees**

### **Budget**

The General Fund pays for various administrative Programs that provide support services for all Countywide User Programs. The costs of these Support Programs, which includes Fiscal Services, County Manager's Office, County Commissioners, County Attorney, Finance, Human Resources, and Purchasing & Contracts, are allocated to the appropriate funding sources using specific cost drivers. Ratios are established using FTE counts, budget amounts, actual expenditure amounts, and employee workload. These ratios are applied to the Support Program's FY 09/10 Budget to determine the Administrative Fee charge.



**Seminole County Government  
Internal Service Charges Summary  
Fiscal Year 2009/10**

<b>Department</b>	Fleet Maintenance	Fleet Fuel	Mailing Services	Printing Services	Facilities Maintenance	Property Management	Information Technology	Subtotal	Admin Fees	Total
Administration	\$ 403	\$ 86	\$ 3,536	\$ 42,141	\$ -	\$ -	\$ 223,880	\$ 270,046	\$ -	\$ 270,046
Administrative Services	83,312	76,515	7,257	20,056	-	-	427,928	615,068	120,000	735,068
Community Information	1,719	1,516	25,044	6,950	-	-	106,686	141,915	-	141,915
Community Services	19,512	33,624	9,799	48,478	-	18,700	555,323	685,436	-	685,436
Constitutional Officers	53,624	50,629	231,922	112,803	-	-	471,522	920,500	-	920,500
Court Support	10,301	14,180	22,077	3,360	-	-	260,561	310,479	-	310,479
Economic Development	-	-	18,066	4,470	-	-	62,071	84,607	70,000	154,607
Environmental Services	1,743,895	1,612,672	299,179	75,803	217,978	354,500	1,234,300	5,538,327	2,160,000	7,698,327
Fiscal Services	-	-	24,197	13,160	-	-	107,817	145,174	485,600	630,774
Human Resources	-	-	4,553	21,577	-	-	189,261	215,391	-	215,391
Information Technology	31,797	28,396	877	11,080	-	-	2,148,267	2,220,417	-	2,220,417
Leisure Services	178,663	87,745	1,477	16,732	313,360	-	245,859	843,836	-	843,836
Library Services	584	1,010	25,629	18,746	316,804	-	853,635	1,216,408	-	1,216,408
Planning and Develop	47,132	143,120	34,353	55,870	-	-	612,140	892,615	260,000	1,152,615
Public Safety	962,965	430,071	17,572	49,484	440,192	-	1,881,928	3,782,212	2,230,000	6,012,212
Public Works	1,201,451	754,810	3,312	10,463	65,616	442,000	1,003,279	3,480,931	175,000	3,655,931
<b>Total</b>	<b>\$ 4,335,358</b>	<b>\$ 3,234,374</b>	<b>\$ 728,850</b>	<b>\$ 511,173</b>	<b>\$ 1,353,950</b>	<b>\$ 815,200</b>	<b>\$ 10,384,457</b>	<b>\$ 21,363,362</b>	<b>\$ 5,500,600</b>	<b>\$ 26,863,962</b>



**Seminole County Government  
Internal Service Charges Summary  
Fiscal Year 2009/10**

<b>Fund</b>	Fleet Maintenance	Fleet Fuel	Mailing Services	Printing Services	Facilities Maintenance	Property Management	Information Technology	Subtotal	Admin Fees	Total
General Fund	\$ 412,278	\$ 381,758	\$ 354,715	\$ 375,361	\$ 630,164	\$ 18,700	\$ 6,633,748	\$ 8,806,724	\$ -	\$ 8,806,724
17/92 Redevelopment	-	-	-	-	-	-	1,728	1,728	-	1,728
Building Program	32,950	119,068	13,595	11,500	-	-	263,187	440,300	260,000	700,300
CDBG & SHIP Grants	678	1,700	-	-	-	-	11,833	14,211	-	14,211
Court Support Tech Fee	-	-	-	-	-	-	134,918	134,918	-	134,918
Economic Develop	-	-	1,047	2,965	-	-	20,146	24,158	-	24,158
E-911	7,154	2,941	44	323	-	-	16,233	26,695	-	26,695
Fire Protection	927,080	348,683	4,831	26,326	440,192	-	948,509	2,695,621	2,230,000	4,925,621
Libraries - Designated	-	-	-	-	-	-	-	-	-	-
MSBU's	-	-	23,895	1,226	-	-	22,444	47,565	485,600	533,165
Natural Lands	16,605	9,892	427	1,644	-	-	15,778	44,346	-	44,346
Petroleum Clean Up	1,350	1,391	6,618	917	-	-	5,422	15,698	-	15,698
Self-Insurance	2,031	3,883	2,314	2,537	-	-	33,640	44,405	55,200	99,605
Solid Waste	1,153,703	1,310,029	4,457	5,684	102,555	149,000	229,162	2,954,590	660,000	3,614,590
Stormwater	193,808	121,759	-	-	-	194,763	122,698	633,028	175,000	808,028
Tank Inspection	2,298	5,375	-	603	-	-	3,946	12,222	-	12,222
Teen Court	-	-	1,854	-	-	-	14,860	16,714	-	16,714
Tourist Development	-	-	17,019	1,505	-	-	41,925	60,449	70,000	130,449
Transportation Trust	995,231	625,252	3,312	10,463	65,616	247,237	858,574	2,805,685	-	2,805,685
Water and Sewer	590,192	302,643	294,722	70,119	115,423	205,500	1,005,138	2,583,737	1,500,000	4,083,737
Worker's Comp Fund	-	-	-	-	-	-	568	568	64,800	65,368
<b>Total</b>	<b>\$ 4,335,358</b>	<b>\$ 3,234,374</b>	<b>\$ 728,850</b>	<b>\$ 511,173</b>	<b>\$ 1,353,950</b>	<b>\$ 815,200</b>	<b>\$ 10,384,457</b>	<b>\$ 21,363,362</b>	<b>\$ 5,500,600</b>	<b>\$ 26,863,962</b>

**Seminole County Government  
CAPITAL EQUIPMENT SUMMARY**

**Fiscal Year 2009/10**



<b>FUND</b>	<b>Additional Fleet</b>	<b>Replacement Fleet</b>	<b>Other Equipment</b>	<b>Total</b>
General Fund	\$ 26,000	\$ 51,000	\$ 384,541	\$ 461,541
Court Technology Fee	-	-	19,000	19,000
Enhanced 911	-	-	1,443,110	1,443,110
Fire Protection	-	1,007,524	307,500	1,315,024
Fire Impact Fee	-	389,960	-	389,960
Public Safety Grants	-	-	73,315	73,315
Solid Waste	-	763,900	-	763,900
Water and Sewer	-	-	6,500	6,500
Transportation Trust	-	-	73,605	73,605
	<u>\$ 26,000</u>	<u>\$ 2,212,384</u>	<u>\$ 2,307,571</u>	<u>\$ 4,545,955</u>

<b>DEPARTMENT</b>	<b>Additional Fleet</b>	<b>Replacement Fleet</b>	<b>Other Equipment</b>	<b>Total</b>
Court Support	\$ -	\$ -	\$ 19,000	\$ 19,000
Environmental Services	-	763,900	6,500	770,400
Information Technology	-	-	9,541	9,541
Leisure Services	-	11,000	-	11,000
Public Safety	-	1,437,484	2,198,925	3,636,409
Public Works	26,000	-	73,605	99,605
Total	<u>\$ 26,000</u>	<u>\$ 2,212,384</u>	<u>\$ 2,307,571</u>	<u>\$ 4,545,955</u>

**Seminole County Government**  
**CAPITAL EQUIPMENT**  
**Fiscal Year 2009/10**  
**Fleet Equipment By Fund**



Equipment (\$5,000 or Greater)	Additional	Replacement	Department	Program	Request #
<b><u>General Fund</u></b>					
Toro Workman Mower		11,000	Leisure Services	Sanlando Park	0910-019
Ford F-250 - Animal Transport		40,000	Public Safety	Animal Control	0910-031
Truck Mounted ULV Fogger	13,000		Public Works	Mosquito Control	0910-050
Truck Mounted ULV Fogger	13,000		Public Works	Mosquito Control	0910-051
<b>Total General Fund</b>	<b>26,000</b>	<b>51,000</b>			
<b><u>Fire Protection Fund</u></b>					
Foam Capable Fire Engine (Station 41)		580,000	Public Safety	Fire Rescue	0910-036
Transport Unit Re-chasis		130,000	Public Safety	Fire Rescue	0910-041
International 4300 4x2 Rescue Unit		230,000	Public Safety	Fire Rescue	0910-042
Transport Capable Rescue Vehicle		67,524	<i>cf</i> Public Safety	Fire Rescue	Req-0082
<b>Total Fire Protection Fund</b>	<b>-</b>	<b>1,007,524</b>			
<b><u>Fire Impact Fee Fund</u></b>					
Bariatric Rescue Vehicle		200,230	<i>cf</i> Public Safety	Fire Rescue	
Rescue Vehicle - FS 19		189,730	<i>cf</i> Public Safety	Fire Rescue	
<b>Total Fire Impact Fee Fund</b>	<b>-</b>	<b>389,960</b>			
<b><u>Solid Waste Fund</u></b>					
Tarpomatic (or comparable)		62,000	Environmental Svcs	SW Management	0910-024
International 5600 6x6 Shuttle		195,000	Environmental Svcs	SW Management	0910-025
Leachate Tanker (Used)		35,000	Environmental Svcs	SW Management	0910-030
Mac 45' Transfer Trailor		55,475	Environmental Svcs	SW Management	0910-021
Mac 45' Transfer Trailor		55,475	Environmental Svcs	SW Management	0910-022
Mac 45' Transfer Trailor		55,475	Environmental Svcs	SW Management	0910-023
Mac 45' Transfer Trailor		55,475	Environmental Svcs	SW Management	0910-026
Caterpillar M315 Excavator		250,000	Environmental Svcs	SW Management	0910-029
<b>Total Solid Waste Fund</b>	<b>-</b>	<b>763,900</b>			
<b>Total Capital Equipment</b>	<b>\$ 26,000</b>	<b>\$ 2,212,384</b>			



**Seminole County Government**  
**CAPITAL EQUIPMENT**  
**Fiscal Year 2009/10**  
**Other Equipment By Fund**



Equipment (\$5,000 or Greater)	Budget	Department	Program
<b>All Items are replacements unless otherwise noted.</b>			
<b><u>General Fund</u></b>			
Computer Aided Dispatch System	375,000	Public Safety	Emergency Comm
Communication Tower Replacement	9,541	<i>cf</i> Information Technology	Radio Support
<b>Total General Fund</b>	<b>384,541</b>		
<b><u>Court Support Technology Fee Fund</u></b>			
Network Copier	7,000	Court Support	Public Defender
High Production Scanner	12,000	Court Support	State Attorney
<b>Total Court Support Tech Fee Fund</b>	<b>19,000</b>		
<b><u>Transportation Trust</u></b>			
Pavement Marking Retroreflectometer (New)	20,000	Public Works	Traffic Operations
Solar Power Variable Message Boards	28,980	Public Works	Traffic Operations
Gerber Envision 375	11,500	Public Works	Traffic Operations
Gerber Envision 750	13,125	Public Works	Traffic Operations
<b>Total Transportation Trust Fund</b>	<b>73,605</b>		
<b><u>Fire Protection Fund</u></b>			
Hydraulic Rescue Tools	90,000	Public Safety	Fire Rescue
Lifepac 12 EKG Monitor/Defibrillators	150,000	Public Safety	Fire Rescue
No-Lift Stryker Stretchers	37,500	Public Safety	Fire Rescue
EMS/Fire Inventory Control	30,000	Public Safety	Fire Rescue
<b>Total Fire Protection Fund</b>	<b>307,500</b>		
<b><u>Enhanced 911 Fund</u></b>			
Consumer Premise Equipment	1,401,984	Public Safety	Emergency Comm
E-911 Recording System	41,126	Public Safety	Emergency Comm
<b>Total Enhanced 911 Fund</b>	<b>1,443,110</b>		
<b><u>Public Safety Grants Fund</u></b>			
Consumer Premise Equipment (Grant Portion)	73,315	Public Safety	Emergency Comm
<b>Total Public Safety Grants Fund</b>	<b>73,315</b>		
<b><u>Water &amp; Sewer Fund</u></b>			
Refrigerated Sampler	6,500	Environmental Svcs	Wastewater Mgmt
<b>Total Water &amp; Sewer Fund</b>	<b>6,500</b>		
<b>Total Other Capital Equipment</b>	<b>\$ 2,307,571</b>		



**Seminole County Government**  
**CAPITAL EQUIPMENT**  
**Fiscal Year 2009/10**  
**Fleet Equipment By Department**

Equipment (\$5,000 or Greater)	Additional	Replacement	Program	Fund	Request #
<b><u>Environmental Services Department</u></b>					
Tarpomatic (or comparable)		62,000	SW Management	Solid Waste	0910-024
International 5600 6x6 Shuttle		195,000	SW Management	Solid Waste	0910-025
Leachate Tanker (Used)		35,000	SW Management	Solid Waste	0910-030
Mac 45' Transfer Trailor		55,475	SW Management	Solid Waste	0910-021
Mac 45' Transfer Trailor		55,475	SW Management	Solid Waste	0910-022
Mac 45' Transfer Trailor		55,475	SW Management	Solid Waste	0910-023
Mac 45' Transfer Trailor		55,475	SW Management	Solid Waste	0910-026
Caterpillar M315 Excavator		250,000	SW Management	Solid Waste	0910-029
<b>Total Environmental Services</b>	<b>-</b>	<b>763,900</b>			
<b><u>Leisure Services Department</u></b>					
Toro Workman Mower		11,000	Sanlando Park	General	0910-019
<b>Total Leisure Services</b>	<b>-</b>	<b>11,000</b>			
<b><u>Public Safety Department</u></b>					
Foam Capable Fire Engine (Station 41)		580,000	Fire Rescue	Fire Protection	0910-036
Transport Capable Rescue Vehicle		67,524 <i>cf</i>	Fire Rescue	Fire Protection	Req-0082
Transport Unit Re-chasis		130,000	Fire Rescue	Fire Protection	0910-041
International 4300 4x2 Rescue Unit		230,000	Fire Rescue	Fire Protection	0910-042
Ford F-250 - Animal Transport		40,000	Animal Control	General	0910-031
Bariatric Rescue Vehicle		200,230 <i>cf</i>	Fire Rescue	Fire Impact Fee	
Rescue Vehicle - FS 19		189,730 <i>cf</i>	Fire Rescue	Fire Impact Fee	
<b>Total Public Safety</b>	<b>-</b>	<b>1,437,484</b>			
<b><u>Public Works Department</u></b>					
Truck Mounted ULV Fogger	13,000		Mosquito Control	General	0910-050
Truck Mounted ULV Fogger	13,000		Mosquito Control	General	0910-051
<b>Total Public Works</b>	<b>26,000</b>	<b>-</b>			
<b>Total Capital Equipment</b>	<b>\$ 26,000</b>	<b>\$ 2,212,384</b>			

**Seminole County Government**  
**CAPITAL EQUIPMENT**  
**Fiscal Year 2009/10**  
**Other Equipment By Department**



Equipment (\$5,000 or Greater)	Budget	Program	Fund
<b>All Items are replacements unless otherwise noted.</b>			
<b><u>Court Support</u></b>			
Network Copier	7,000	Public Defender	Court Technology
High Production Scanner	12,000	State Attorney	Court Technology
<b>Total Court Support</b>	<b>19,000</b>		
<b><u>Environmental Services</u></b>			
Refrigerated Sampler	6,500	Wastewater Mgmt	Water & Sewer
<b>Total Environmental Services</b>	<b>6,500</b>		
<b><u>Information Technologies</u></b>			
Communication Tower Replacement	9,541 <i>cf</i>	Radio Support	General
<b>Total Information Technologies</b>	<b>9,541</b>		
<b><u>Public Safety Department</u></b>			
Computer Aided Dispatch System	375,000	Emergency Comm	General
Consumer Premise Equipment	1,475,299 <i>cf</i>	Emergency Comm	E-911 & Grant
E-911 Recording System	41,126 <i>cf</i>	Emergency Comm	E-911
EMS/Fire Inventory Control	30,000	Fire Rescue	Fire Protection
Hydraulic Rescue Tools	90,000	Fire Rescue	Fire Protection
Lifepac 12 EKG Monitor/Defibrillators	150,000	Fire Rescue	Fire Protection
No-Lift Stryker Stretchers	37,500	Fire Rescue	Fire Protection
<b>Total Public Safety</b>	<b>2,198,925</b>		
<b><u>Public Works Department</u></b>			
Pavement Marking Retroreflectometer (New)	20,000	Traffic Operations	Transportation Trust
Solar Power Variable Message Boards	28,980	Traffic Operations	Transportation Trust
Gerber Envision 375	11,500	Traffic Operations	Transportation Trust
Gerber Envision 750	13,125	Traffic Operations	Transportation Trust
<b>Total Public Works</b>	<b>73,605</b>		
<b>Total Other Capital Equipment</b>	<b>\$ 2,307,571</b>		



# Seminole County Government Projects FY 2009/10



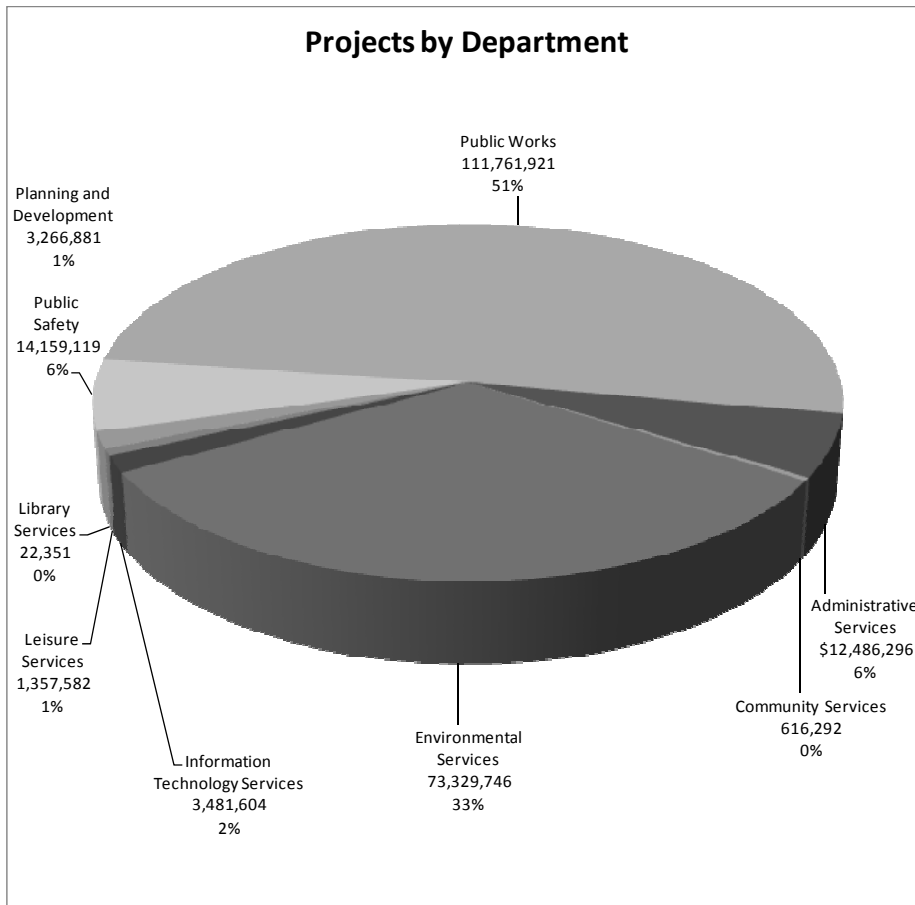
## Project Summary

Projects are non-recurring one time expenditures included within the annual budget for specified purposes. Most projects result in the construction or acquisition of a large capital asset. However, some projects are one time operating expenditures.

By their nature, many projects tend to incur expenditures over a period of years. The unspent funding for these projects is carried forward from year to year. Other projects are funded by assigning additional funding to an existing project on a yearly basis until the project is completed.

The FY 2009/10 Adopted Budget contains \$220,481,792 in project funding. This funding consists of approximately \$170,000,000 of unspent and uncommitted project funds carried forward from FY 2008/09, with the remaining funding consisting of new appropriations for FY 2009/10.

The breakdown of projects by responsible Department is represented by the following graphic:



# Seminole County Government Projects FY 2009/10

## Summary of Major Projects

The largest projects contained within the FY 2009/10 Adopted Budget are the following:

### **Yankee Lake Surface Water Plant (00181601) – \$17,627,761**

This project is the construction of a 10 million gallon per day surface water treatment plant to provide an augmented reclaimed water supply with base components sized for a potential increase to 45 million gallons per day. Current funding for this project is primarily provided by the 2006 Series Water and Sewer Bonds (\$14,907,036), with the remaining funding from Water Connection Fees. All current funding for this project was carried forward from FY 2008/09. Completion of this project is scheduled for March 2010.

### **Lake Emma Road – Sand Pond Road to Longwood Hills Road (00054101) – \$14,211,038**

This project will widen Lake Emma Road from two lanes to four lanes along the 2 mile length between Sand Pond Road and Longwood Hills Road. Current funding for this project is provided by the 1991 Infrastructure Sales Tax. All current funding for this project was carried forward from FY 2008/09. Completion of this project is scheduled for December 2010.

### **Land Acquisition (00243101) – \$6,343,174**

This project is for the purchase of land to be used for expansion / relocation of county facilities. Current funding for this project is provided by general county revenues. All current funding for this project was carried forward from FY 2008/09.

### **Chapman Road – State Road 426 to State Road 434 (00006301) – \$5,865,046**

This project will widen Chapman Road from two lanes to four lanes along the 1.7 mile length between State Road 427 and State Road 434. Current funding for this project is provided by the 1991 Infrastructure Sales Tax (\$3,460,133) and the East Collector Transportation Impact Fee. All current funding for this project was carried forward from FY 2008/09. Completion of this project is scheduled for July 2013.

### **State Road 426 / County Road 419 Oviedo Cost Shared (00205202) – \$5,796,066**

This project will widen State Road 426 and County Road 419 from two lanes to four lanes between Pine Avenue and Lockwood Boulevard. This project will also make additional intersection improvements along this section. Current funding for this project is primarily provided by the 2001 Infrastructure Sales Tax Fund (\$5,766,259). Additional funding of \$29,807 is provided by a Local Agency Agreement with the Florida Department of Transportation. Of the current funding for this project, \$5,766,259 was

# Seminole County Government Projects FY 2009/10

carried forward from FY 2008/09. Completion of this project is scheduled for October 2011.

## **County Road 419 Widening Lanes (00198102) – \$5,756,407**

This project will widen County Road 419 from two lanes to four lanes along a 2.6 mile length from Snowhill Road to the Orange County Line. Current funding for this project is provided by the 2001 Infrastructure Sales Tax. Of the current funding for this project, \$756,407 was carried forward from FY 2008/09. Completion of this project is scheduled for April 2014.

## **Water Quality Plant Upgrades (00195701) – \$5,368,369**

This project is for the design, permit, and construction of improvements to meet compliance with existing and future regulations regarding water quality and disinfection by-products while simultaneously improving drinking water aesthetic characteristics. Current funding for this project is primarily provided by the 2006 Series Water and Sewer Bonds (\$5,245,263), with the remaining funding provided by operations of the Water and Sewer Fund. Of the current funding for this project, \$937,767 was carried forward from FY 2008/09. Completion of this project is scheduled for May 2012.

## **Greenwood Reclaim Plant Rerate (00227401) – \$5,212,885**

This project is for the design and construction of modifications to the Greenwood Lakes Wastewater Treatment Facility, including pumps, oxidation ditch improvements, chlorine contact chamber improvements, and electrical controls tied into the SCADA system. Current funding for this project is primarily provided by the 2006 Series Water and Sewer Bonds (\$4,135,453), with the remaining funding provided by operations of the Water and Sewer Fund. All current funding for this project was carried forward from FY 2008/09. Completion of this project is scheduled for December 2009.

## **Lake Mary Boulevard at International Parkway – Pedestrian Crossing (00229205) – \$4,742,201**

This project will construct a pedestrian underpass to cross pedestrians safely past the intersection of Lake Mary Boulevard at International Parkway. Current funding for this project is primarily provided by the 2001 Infrastructure Sales Tax (\$4,139,913), with the remaining funding provided by the North Collector Transportation Impact Fee. All current funding for this project was carried forward from FY 2008/09. Completion of this project is scheduled for July 2011.

## **Heathrow Boulevard Reclaimed Water Main (00217101) – \$4,538,864**

This project is for the design, permit, and construction of a 16 inch reclaimed water main along County Road 46A from International Parkway to Orange Boulevard along

# Seminole County Government Projects FY 2009/10

Heathrow Boulevard, and a 12 inch main from Orange Boulevard to Bridgewater Drive. Current funding for this project is provided by the 2006 Series Water and Sewer Bonds (\$2,208,424) and Sewer Impact Fees (\$2,330,440). All current funding for this project was carried forward from FY 2008/09.

## **Future Operating Impacts**

In general, the cost of maintaining a major transportation project, such as those listed above, ranges from 2% (for pedestrian structures) to 3.7% (for roadways) of the total construction cost, per year. However, in the case of expansions of State Roads, the County is not responsible for the maintenance of the roadway. As such, there is no operating impact for additional lanes added to such a roadway.



**Seminole County Government  
Project Listing by Department  
Fiscal Year 2009/10 - Adopted Budget**



	Capital	Other Projects	Total
<b>Administrative Services</b>			
00045204 Courthouse Renovations	\$ 3,134,601	\$ 37,697	\$ 3,172,298
00207301 Fallen Officer Memorial	259,360	-	259,360
00234803 Health Department Renovations Phase II	847,481	-	847,481
00234901 Security System Access Upgrade - Public Safety Building	66,868	-	66,868
00235001 Fire Alarm System Upgrade - Public Safety Building	9,421	-	9,421
00243101 Land Acquisition	6,343,111	63	6,343,174
00273501 Jail Expansion	1,272,484	-	1,272,484
00273912 Roof Replacements - Public Safety Building	-	275,000	275,000
00274103 HVAC Replacement - Libraries	240,210	-	240,210
<b>Total Administrative Services</b>	<b>12,173,536</b>	<b>312,760</b>	<b>12,486,296</b>
<b>Community Services</b>			
80000000 Jamestown Sanitary Sewer 06/07	616,292	-	616,292
<b>Total Community Services</b>	<b>616,292</b>	<b>-</b>	<b>616,292</b>
<b>Environmental Services</b>			
Capitalized Expenditures	970,000	-	970,000
00021701 Oversizings & Extensions	1,930,803	-	1,930,803
00024803 SCADA System Upgrades	1,292,779	-	1,292,779
00056601 Water Plant Rehabilitations	171,649	-	171,649
00064501 Water Distribution Upgrades	2,293,324	-	2,293,324
00064606 East Lake Drive Potable Water Main	23,348	-	23,348
00065101 Lk Emma Rd Utility Adjustment	1,726,301	-	1,726,301
00065201 Minor Roads Utility Upgrades	1,270,547	-	1,270,547
00067201 CR 15 Utility Adjustments	21,309	-	21,309
00082904 Pump Station Upgrades	2,145,237	-	2,145,237
00083101 Collection System Enhancements	2,640,711	-	2,640,711
00137102 Osceola Road Resurfacing (not identified on project list at 1st Public Hearing)	-	2,000,000	2,000,000
00137801 Citizens' Service Area at Central Transfer Station	2,527,297	-	2,527,297
00160801 Landfill Roadways Repairs	873,409	-	873,409
00164301 Yankee Lk Alternative Water	433,837	-	433,837
00164501 Eastern Regional Reclaimed Water System	85,258	-	85,258
00168801 SE / Lk Hayes Water Main Phase II	241,643	-	241,643
00178101 Bunnell Rd Utility Adjustment	42,999	-	42,999
00178301 Country Club Well #3	751,056	-	751,056
00181201 Yankee Lake Road / SR 46 Reclaimed Water Transmission Main	43,918	-	43,918
00181601 Yankee Lk Surface Water Plant	17,627,761	-	17,627,761
00182301 Markham Woods Road Utilities	72,474	-	72,474
00193101 Markham Woods Road Water Main	2,146	-	2,146
00193201 Fire Flow Improvements	6,221	-	6,221
00193301 Lk Monroe Ground Storage Tank	172,488	-	172,488
00193601 Bear Lake Woods Road Potable Water Main Interconnect	214,729	-	214,729
00194301 Utility Information Systems	8,423	-	8,423
00195201 Yankee Lake Plant Expansion Rerate	450,786	-	450,786
00195701 Water Quality Plant Upgrades	5,368,369	-	5,368,369
00199901 Greenwood Lk Sludge System	4,295	-	4,295
00200401 Markham Aquifer Storage Well	140,870	-	140,870
00201101 Consumptive Use Permit Consolidation	159,884	-	159,884
00201201 Emergency Power Systems	12,948	-	12,948
00201501 Potable Well Improvements	214,772	-	214,772
00201901 Tipping Floor Resurfacing	671,080	-	671,080
00203201 FWS Water System Upgrades	24,172	-	24,172
00203301 FWS Water Plant Upgrades	189,452	-	189,452
00203901 Apple Valley Pump Station Replacement	17,807	-	17,807
00204001 Tri-Party Optimization Program	269,767	-	269,767
00207801 Orange Boulevard Utilities	72,915	-	72,915
00215801 Upgraded Prefabricated Hazardous Material	57,500	-	57,500
00216001 Osceola Landfill NPDES Permit	37,949	-	37,949
00216101 Renewal Central Transfer Station	77,806	-	77,806
00216401 Iron Bridge Improvements	1,807,289	-	1,807,289
00216501 Elder Road / Orange Boulevard Potable Water Main	195,000	-	195,000
00216601 Markham Plant Wells 4 & 5	331,382	-	331,382

**Seminole County Government  
Project Listing by Department  
Fiscal Year 2009/10 - Adopted Budget**



	Capital	Other Projects	Total
<b>Environmental Services (cont.)</b>			
00216701 Markham Plant H <sub>2</sub> S Treatment	1,823,722	-	1,823,722
00217101 Heathrow Boulevard Reclaimed Water Main	4,538,864	-	4,538,864
00217201 Residential Reclaimed Water Main Retrofit Phase II	935,905	-	935,905
00217301 Residential Reclaimed Water Main Retrofit Phase I	114,507	-	114,507
00217601 Northwest Reclaimed Water System Augmentation Well	76,675	-	76,675
00217701 Orange Blvd Utility Adjustments	87,571	-	87,571
00217801 Markham Reclaimed Water Storage & Repump Facility	55,184	-	55,184
00218001 Sylvan Lake Force Main	116,467	-	116,467
00218301 NW Collection System Upgrades	53,506	-	53,506
00219701 SR 46 Force Main Extension	990,454	-	990,454
00223001 Residential Reclaimed Water Main Retrofit Phase III	24,999	-	24,999
00223101 Residential Reclaimed Water Main Retrofit Phase IV	25,000	-	25,000
00223201 Residential Reclaimed Water Main Retrofit Phase V	1,289,631	-	1,289,631
00227401 Greenwood Reclaim Plant Rerate	5,212,885	-	5,212,885
00243501 Indian Hills Water Plant Upgrade	2,531,501	-	2,531,501
00244501 Landfill Scalehouse	775,788	-	775,788
00244502 Osceola Road Landfill Leachate Tank Refurb.	347,288	-	347,288
00244503 Osceola Road Landfill Monitoring Well Refurb.	40,517	-	40,517
00244504 Osceola Road Landfill Lift Pump Station Pumps Replacement	23,153	-	23,153
00244509 Transfer Station Refurbishment	480,000	-	480,000
00244510 Landfill Maintenance/Operation Bldg. Improvements	33,075	-	33,075
00244601 Landfill Gas System Expansion	357,983	-	357,983
00244801 Landfill Title Five Air Permit Renewal	20,600	-	20,600
00245101 Landfill Solid Waste Operating Permit - Renewal	34,151	-	34,151
00247901 Orange Blvd Utility Adjustments	87,573	-	87,573
00249801 CRA Fern Park Utilities	13,748	-	13,748
00253701 Pump Station Odor Control	5,577	-	5,577
00254201 I-4 at 17/92 Ramp B-1 Interchange Utilities Replacement	5,712	-	5,712
00255201 Wastewater / Reclaim Master Plan	100,000	-	100,000
00276701 Landfill Fuel Island Roof	70,000	-	70,000
00276801 Fence - Central Transfer Station	-	40,000	40,000
00281201 Landfill Yard Waste Area Rehabilitation	627,000	-	627,000
00281301 Landfill Scrap Metal Area - Storage Pad Addition	350,000	-	350,000
00281401 Central Transfer Station - Hoppers Rehabilitation	350,000	-	350,000
00283001 Aloma Ave / SR 436 - Red Bug Rd Flyover Force Main Relocation	1,250,000	-	1,250,000
90000009 AMR Meter Replacement Program	700,000	-	700,000
90000034 Prescribed Burns - Environmental Services	-	47,000	47,000
<b>Total Environmental Services</b>	<b>71,242,746</b>	<b>2,087,000</b>	<b>73,329,746</b>
<b>Information Technology Services</b>			
00249201 Communication Tower Replacements	3,358,112	9,541	3,367,653
00279602 Agenda Application	-	16,081	16,081
00279611 Community Services Client Tracking & Reporting Software	-	30,000	30,000
00280501 800 MHz Rebanding	-	67,870	67,870
<b>Total Inform</b>	<b>3,358,112</b>	<b>123,492</b>	<b>3,481,604</b>
<b>Leisure Services</b>			
00118305 Natural Lands	-	10,000	10,000
00231101 Class Escom System Module	-	33,806	33,806
00231701 Increased Landscaping On Paved Trails	-	10,000	10,000
00232001 Lake Jesup Boardwal Repair	2,776	-	2,776
00233901 Natural Lands Projects	566	17,992	18,558
00234601 Jetta Point Park	522,766	-	522,766
00234614 Crockett Property (Lake Harney Wilderness Area) Improvements	41,030	-	41,030
00252101 Trails Signage Improvements	-	85,244	85,244
00261501 Red Bug Lake Road median Refurbishment (East of Tuskawilla)	1,706	-	1,706
80000010 FRDAP Grant - Wilson's Landing	256,096	15,600	271,696
80043821 Recreational Trails Grant	25,000	150,000	175,000
90000033 Prescribed Burns - Natural Lands	-	10,000	10,000
90000107 Trail Resurfacing	-	175,000	175,000
<b>Total Leisure Services</b>	<b>849,940</b>	<b>507,642</b>	<b>1,357,582</b>

**Seminole County Government  
Project Listing by Department  
Fiscal Year 2009/10 - Adopted Budget**



	Capital	Other Projects	Total
<b>Library Services</b>			
00029801 Library Book Donations	-	10,000	10,000
90000014 North Branch Library Renovation	-	12,351	12,351
Total Library Services	-	22,351	22,351
<b>Planning and Development</b>			
00110108 Tree Replacement	-	260,063	260,063
00110203 Developers Commitment Bus Shelters	-	169,009	169,009
00110205 Comprehensive Plan	-	20,000	20,000
00110206 Land Development Code	-	366,599	366,599
00206503 CRA Streetscape / Landscape Projects	67,102	-	67,102
00282501 SR 417 at US 17/92 Fencing Interchange Project	100,052	-	100,052
00282601 Sun Land Park	225,000	-	225,000
00282701 Wayfinding Sign	127,360	-	127,360
00282801 Mast Arm Construction	750,000	-	750,000
00284501 13th Street Beautification	-	400,000	400,000
90000012 Five Points Median Landscape	-	269,146	269,146
90000015 Median Enhancements - Park Ave to Airport Blvd	-	265,300	265,300
90011924 ARRA - Energy Efficiency & Conservation Block Grant	-	247,250	247,250
Total Planning and Development	1,269,514	1,997,367	3,266,881
<b>Public Safety</b>			
00012804 Traffic Preemption Devices	103,778	-	103,778
00189301 Renovations to Fire Stations	1,087,637	41,230	1,128,867
00189302 Renovation to Fire Station 11	186,900	25,240	212,140
00189304 Renovation to Fire Station 16	400,000	-	400,000
00189305 EMS Simulation Lab	30,000	-	30,000
00226101 Emergency Services Training Complex	1,043,137	18,369	1,061,506
00235001 Fire Alarm System Upgrade - Public Safety Building	23,830	-	23,830
00249501 Fire Station 19 - Lake Emma	3,000,000	-	3,000,000
00258001 Fire Station 29 - Aloma Avenue	4,076,109	54,974	4,131,083
00274501 Computer Aided Dispatch (CAD) System	-	375,000	375,000
00274601 Consumer Premise Equipment (CPE)	-	1,476,869	1,476,869
00274701 Enhanced E-911 Recording System	-	41,126	41,126
00277901 Fire Station Maintenance Projects	-	102,096	102,096
00279901 Convault Fuel Systems	55,000	-	55,000
00284001 Fire Training Center Washer/Dryer Installation	4,227	-	4,227
00284101 Fire Station #42 Well Installation	4,550	-	4,550
00561003 Transport Capable Rescue Vehicle	-	67,524	67,524
80000809 Homeland Security 08/09	-	38,134	38,134
80055608 Base Grant Supplemental	-	81,152	81,152
90000019 EMS / Fire Inventory Control System	-	30,000	30,000
90000020 EMS Run Card Software	-	62,277	62,277
90000050 Protective Turnout (Bunker) Gear	-	400,000	400,000
90056106 Rescue Vehicle - Station 19	-	189,730	189,730
90056107 Transport Capable Rescue Vehicle - FS 29	-	200,230	200,230
99956112 Engine FS 41 - Foam Pumper	-	580,000	580,000
99956113 International Medtec Transport	-	130,000	130,000
99956114 International Medtec Transport	-	230,000	230,000
Total Public Safety	10,015,168	4,143,951	14,159,119
<b>Public Works</b>			
Capitalized Expenditures	2,581,074	-	2,581,074
00005801 CR 15 (Monroe Rd) - SR 46 to US 17-92	1,914,938	-	1,914,938
00006102 Airport Blvd II & III - US 17-92 to SR 46 (Construction)	138,444	-	138,444
00006201 Bunnell Rd - Eden Park Rd to West Town Pkwy	27,349	-	27,349
00006202 Bunnell Rd - Eden Park Ave (Construction)	3,385,161	-	3,385,161
00006203 Bunnell and Eden Park Utility Relocation (Altamonte)	215,988	-	215,988
00006301 Chapman Rd - SR 426 tp SR 434	5,865,046	-	5,865,046
00006602 CR 419 / Eastern Limits	4,052	6,000	10,052
00007002 Mitigation - County Road 427	156,274	-	156,274
00007202 CR 427 V & VI - US 17-92 to Lake Mary Blvd	7,862	6,000	13,862
00007203 County Road 427 Phase V & VI Mitigation	170,000	-	170,000

# Seminole County Government Project Listing by Department Fiscal Year 2009/10 - Adopted Budget



	Capital	Other Projects	Total
<b>Public Works (cont)</b>			
00008302 Sweetwater Cove Tributary	388,364	-	388,364
00008702 Seminola Blvd/Cumberland Farms Store	389,161	-	389,161
00010705 Road Signing for East Lake Mary Boulevard and OSAI Airport	165,754	-	165,754
00011401 CR 46A III - CR 15 to Old Lake Mary Rd	304,611	-	304,611
00011402 County Road 46A Walls and Landscaping	287,180	-	287,180
00012401 Lake Dr - Seminola Blvd to Tuskawilla Rd	190,580	-	190,580
00012402 Lake Dr - Seminola Blvd to Tuskawilla Rd (Casselberry)	133,114	-	133,114
00012403 Lake Dr - Seminola Blvd to Tuskawilla Rd (SNOCWTR)	53,200	-	53,200
00014602 Wymore Road Sidewalk	308,538	-	308,538
00024202 Howell Branch Rd - Lake Howell Rd to SR 436 - Landscaping	195,000	-	195,000
00054101 Lake Emma Rd - Sand Pond Rd to Longwood Hills Rd	14,211,038	-	14,211,038
00054102 Laker Emma Road Utility Relocation	300,000	-	300,000
00065201 Minor Roads Utility Upgrades	306,000	-	306,000
00137101 Asphalt Surface Maintenance Program	2,801,520	-	2,801,520
00137102 Osceola Road Resurfacing	2,000,000	-	2,000,000
00174503 SR 434 Sedimentation Basin	1,077,345	-	1,077,345
00187704 Seminole Wekiva Trail at SR 434 - Pedestrian Underpass	523,070	-	523,070
00187713 Cross Seminole Trail - Milker to Red Bug Lake	70,300	-	70,300
00187713 Riverwalk Trail - County Road 15 to French Avenue	2,000,000	-	2,000,000
00187753 Cross Seminole Trail - Greenway to Layer - Inner	203,299	-	203,299
00187757 Big Tree Park Trailhead	295,969	-	295,969
00187759 CROSS SEMINOLE TRAIL MISSING LINK	1,500,000	-	1,500,000
00191636 CR 431 (Orange Blvd) - CR 46A to SR 46	381,621	-	381,621
00191640 Country Club Rd - Rantoul Ln to CR 46A	840,803	-	840,803
00191642 SR 436 at Maitland Ave - Intersection Improvement	10,813	-	10,813
00191646 Tuskawilla Rd to SR 417	-	113,220	113,220
00191650 CR 46A and US 17-92 - Intersection Improvement	10,511	-	10,511
00191651 Upsala Road - 90 Degree Curve	127,708	-	127,708
00191652 CR 426 Safety Improvements	915,053	-	915,053
00191654 Jacobs Trail	320,514	-	320,514
00191655 Howell Creek Dam at Lake Howell Road	109,064	-	109,064
00191656 Longwood - Lake Mary Road	800,758	-	800,758
00191660 CR 46A at international Parkway Intersection Improvement	241,944	-	241,944
00191663 Future Projects Preliminary Engineering Evaluations	4,302	-	4,302
00191666 Lake Mary Boulevard at US 17-92 Intersection Improvement	336,646	-	336,646
00191667 Lake Mary Boulevard Feasibility Study	50,068	-	50,068
00191669 WYMORE RD AND ORANOLE RD INTERSECTION IMPROVEMENTS	100,000	-	100,000
00191671 CR 427 (S RONALD REAGAN BLVD) AND NORTH ST INTERSECTION IMPROVEM	200,000	-	200,000
00191672 W LAKE MARY BLVD & LAKE EMMA RD INTERSECTION IMPROVEMENTS	125,000	-	125,000
00192007 Wekiva Springs Rd Intersection Improvements	321,910	-	321,910
00192008 Wekiva Springs Road - Fox Valley Drive to County Line	67,359	-	67,359
00192014 Bear Lake Rd - Orange County Line to SR 436	117,065	-	117,065
00192015 Markham Woods Rd (E Williamson to Lake Mary)	580,039	-	580,039
00192016 Markham Woods Rd Pavement Evaluation	17,555	-	17,555
00192017 Markham Woods Road Gravity Well Repair	457,557	-	457,557
00192582 West 27th Street Sidewalk	150,168	-	150,168
00192583 Airport Boulevard Sidewalk	745,356	-	745,356
00192584 County Road 46A Sidewalk	375,000	-	375,000
00192591 Markham Road Sidewalk	332,840	-	332,840
00192592 Midway Elementary School Area Sidewalk	496,618	-	496,618
00192593 Roanald Reagan Boulevard (CR 427) Sidewalk	289,359	-	289,359
00192902 Country Club Road (C-15) Sidewalk	100,000	-	100,000
00192903 Mikler Road Sidewalk	255,971	-	255,971
00192904 Brumley Road Sidewalk	100,000	-	100,000
00192905 Jamestown Community Sidewalk	214,537	-	214,537
00192906 Bird Road Sidewalk	169,399	-	169,399
00192907 Greenwood Boulevard Sidewalk	95,000	-	95,000
00192909 WILSON RD SIDEWALK	50,000	-	50,000
00192910 WALKER ELEMENTARY/SNOWHILL RD SIDEWALK	50,000	-	50,000
00192911 EASTBROOK ELEMENTARY AREA SIDEWALKS	75,000	-	75,000
00192912 STERLING PARK ELEMENTARY/EAGLE CIR SIDEWALKS	75,000	-	75,000
00192913 DOUGLAS AVE SIDEWALK	250,000	-	250,000

**Seminole County Government  
Project Listing by Department  
Fiscal Year 2009/10 - Adopted Budget**



	Capital	Other Projects	Total
<b>Public Works (cont)</b>			
00192914 UPSALA RD. SIDEWALK	300,000	-	300,000
00192915 Sidewalk Inventory Update Study	-	50,000	50,000
00192916 South Citrus Road Sidewalk Safety Improvement	48,302	-	48,302
00196901 Red Bug Pedestrian Overpass at Elementary School	3,925,516	-	3,925,516
00197001 US 17-92 Sanford Lakefront Project	2,900,000	-	2,900,000
00198101 Dean Road - SR 426 to Orange County Line	980,000	-	980,000
00198102 CR 419 Widening Lanes	5,756,407	-	5,756,407
00202340 Howell Branch Road Detectable Warnings	43,000	-	43,000
00202345 Maitland Avenue Detectable Warnings	27,000	-	27,000
00202346 McCulloch Road Detectable Warnings	14,000	-	14,000
00202348 Red Bug Lake Road Detectable Warnings	33,000	-	33,000
00202352 Dodd Road Detectable Warnings	40,000	-	40,000
00202353 Railroad Crossing Interim Improvements	30,000	-	30,000
00202507 Lake Howell High School Traffic Circulation	166,366	-	166,366
00203002 Elder Creek / CR - 15 Pond	66,088	-	66,088
00205202 SR 426 / CR 419 Oviedo Cost Shared (TRIPS)	5,796,066	-	5,796,066
00205204 Altamonte Pedestrian Overpass (County / City Shared Cost)	2,000,000	-	2,000,000
00205302 SR 434 - Montgomery Rd to I-4 (TRIPS)	1,902,284	-	1,902,284
00205303 SR 434 - I-4 to Range Line Road (TRIPS)	-	138,731	138,731
00205304 SR 434 - Rangeline Rd to CR 427 (TRIPS)	-	1,697,348	1,697,348
00205305 State Road 434 - Montgomery to I-4 - Utility Relocation	110,121	-	110,121
00205402 State Road 46 (Mellonville to SR 415) Land for Widening	-	1,200,000	1,200,000
00205526 Bear Lake at Bunnell Mast Arms	17,586	-	17,586
00205527 County Road 46A at Ridgewood Mast Arms	17,590	-	17,590
00205530 Palm Springs at North Mast Arms	11,316	-	11,316
00205531 Seminola at Button Mast Arms	80,000	-	80,000
00205535 Oxford at Lake of the Woods Mast Arms	11,460	-	11,460
00205538 US 17-92 at Laura Street - Mast Arm	5,284	-	5,284
00205539 E MCCULLOCH RD AT LOCKWOOD BLVD MAST ARMS	180,000	-	180,000
00205540 SR434 @ CONSOLIDATED SERVICES	100,000	-	100,000
00205541 UPS SYSTEMS FOR SIGNALS	200,000	-	200,000
00205542 SR436 Traffic Responsive System	240,000	-	240,000
00205614 CR 427 Fiber Optic Construction	2,000	-	2,000
00205620 SR434 FIBER UPGRADE	70,000	-	70,000
00205621 LOCKWOOD NEW FIBER	30,000	-	30,000
00205622 SR436 FIBER CONDUIT & PULL BOX UPGRADE	50,000	-	50,000
00205623 AERIAL FIBER UPGRADES	50,000	-	50,000
00205624 SIGNAL WIRELESS COMMUNICATIONS UPGRADE	100,000	-	100,000
00205726 Network AsBUILTS	350,016	-	350,016
00205733 Transponder Reader Stations	150,000	-	150,000
00205734 Video Wall Display Upgrade	58,070	-	58,070
00205735 US 17/92 @ SR434 Hub Cabinet	100,000	-	100,000
00205736 Video Encoder Upgrade	100,000	-	100,000
00205737 VMS Upgrade	150,000	-	150,000
00206201 Dyson Drive School Safety Sidewalk	352,899	-	352,899
00206208 Dyson Drive Sidewalk (County portion)	327,636	-	327,636
00209102 Anchor Road Drainage Improvement	280,227	-	280,227
00209106 Wekiva Park Drive	45,810	-	45,810
00209108 Lincoln Heights Drainage Improvements	2,562,401	-	2,562,401
00209110 West Crystal Dr. Drainage Improvements	248,994	-	248,994
00209113 Red Bug Lake Rd Outfall Drainage Improvements	1,092,512	-	1,092,512
00209114 Red Bug Lake Rd at Howell Creek Erosion Control	867,365	-	867,365
00226301 SR 436 at Red Bug Lake Rd Interchange	134,799	421,130	555,929
00227012 Arterial / Collector Roads Pavement Rehabilitation	1,500,000	-	1,500,000
00227032 County Road 15 (Country Club Road) Pavement Rehabilitation	291,960	-	291,960
00227038 Wekiva Springs Rd (County Line to Hunt Club) Pavement Rehabilitation	81,961	-	81,961
00227039 Old Lake Mary Rd (Palmetto to Airport Blvd) Pavement Rehab	3,574	-	3,574
00227040 County Road 415 / 13th Street Pavement Rehabilitation	200,000	-	200,000
00227041 County Road 415 / Celery Avenue Pavement Rehabilitation	6,652	-	6,652
00228301 Sylvan Lake Outfall / Lake Level Control	2,062,832	-	2,062,832
00229001 Cassel Creek Stormwater Facility	427,759	-	427,759
00229115 SR 426 at Aloma Woods Conveyence Improvements	200,000	-	200,000

**Seminole County Government  
Project Listing by Department  
Fiscal Year 2009/10 - Adopted Budget**



	Capital	Other Projects	Total
<b>Public Works (cont)</b>			
00229204 Aloma Ave at Red Bug Lake Rd - Pedestrian Overpass	100,000	-	100,000
00229205 Lake Mary Blvd at international Pkwy - Pedestrian Crossing	4,742,201	-	4,742,201
00233801 CLUB II REGIONAL STORMWATER FACILITY/JPP	153,672	-	153,672
00234502 Markham Woods Road & Drainage Improvements	18,517	-	18,517
00241701 Midway Regional Stormwater Facility (IFAS) / Joint Participant	1,967,113	-	1,967,113
00247706 Magnolia Ave - 27th St to South to - Pavement	48,802	-	48,802
00251401 Rail Related Transit	-	2,310,000	2,310,000
00255801 SR 46 Gateway Sidewalk - Hickman Dr to Airport Blvd / JPP	-	104	104
00258401 Lockhart Smith Canal Regional Stormwater Facility	119,157	28,054	147,211
00275601 Fernwood Blvd. Pedestrian Crossing	200,000	-	200,000
00277001 Lake Mary Boulevard at Sun Drive Secondary Drainage	188,917	-	188,917
00278501 SR 46 and SR 415 / East Lake Mary Blvd Intersection	-	750,081	750,081
00279701 Bridge Rehabilitation and Repairs	250,000	-	250,000
00282301 Lake Mills Road Water Control Structure	41,241	-	41,241
00282901 Northwest Area Transportation Management Study	-	200,000	200,000
00283101 ORANGE BLVD AT LOCKHART SMITH CANAL BRIDGE REPLACEMENT	850,000	-	850,000
00283601 West 25th Street (CR46A) Pavement Rehabilitation - Old Lake Mary	1,426,000	-	1,426,000
00283701 Howell Branch Road Pavement Rehabilitation	750,000	-	750,000
00283801 Lake Mary Blvd Pavement Rehabilitation	1,570,000	-	1,570,000
00283901 Cross Seminole Trail Trestle Bridge Repair and Rehabilitation	1,250,000	-	1,250,000
00284201 Lake Jesup Evaluation Study	-	24,000	24,000
90000101 Minor Road Program - GECs	162,500	-	162,500
90000102 Collector Roads Program - GECs	162,500	-	162,500
90000103 Future Years State Road System - GECs	162,500	-	162,500
90000104 Safety / Sidewalk Program - GECs	162,500	-	162,500
99999999 Project Contingency (Stormwater Fund)	1,462,011	-	1,462,011
Total Public Works	104,817,253	6,944,668	111,761,921
	<u>\$ 204,342,561</u>	<u>\$ 16,139,231</u>	<u>\$ 220,481,792</u>

**Seminole County Government  
Project Listing by Fund  
Fiscal Year 2009/10 - Adopted Budget**



	Capital	Other Projects	Total
<b>00100 - General Fund</b>			
00110108 Tree Replacement	\$ -	\$ 260,063	\$ 260,063
00110205 Comprehensive Plan	-	20,000	20,000
00110206 Land Development Code	-	366,599	366,599
00207301 Fallen Officer Memorial	259,360	-	259,360
00231101 Class Escom System Module	-	33,806	33,806
00231701 Increased Landscaping on Paved Trails	-	10,000	10,000
00232001 Lake Jesup Boardwalk Repair	2,776	-	2,776
00234803 Health Department Renovations Phase II	847,481	-	847,481
00234901 Security System Access Upgrade - Public Safety Building	66,868	-	66,868
00235001 Fire Alarm Upgrade - Public Safety Building	9,421	-	9,421
00243101 Land Acquisition	6,343,111	63	6,343,174
00249201 Communication Tower Replacements	3,358,112	9,541	3,367,653
00252101 Trails Signage Improvements	-	85,244	85,244
00274501 Computer Aided Dispatch (CAD) System	-	375,000	375,000
00279602 Agenda Application	-	16,081	16,081
00279611 Community Services Client Tracking & Reporting Software	-	30,000	30,000
00280501 800 MHz Rebanding	-	67,870	67,870
90000107 Trail Resurfacing	-	175,000	175,000
<b>Total General Fund</b>	<b>10,887,129</b>	<b>1,449,267</b>	<b>12,336,396</b>
<b>00103 - Natural Land Endowment Fund</b>			
00233901 Natural Lands Projects	566	17,992	18,558
90000033 Prescribed Burns - Natural Lands	-	10,000	10,000
<b>Total Natural Land Endowment Fund</b>	<b>566</b>	<b>27,992</b>	<b>28,558</b>
<b>00108 - Facilities Maintenance Fund</b>			
00273912 Roof Replacements - Public Safety Building	-	275,000	275,000
00274103 HVAC Replacement - Libraries	240,210	-	240,210
<b>Total Facilities Maintenance Fund</b>	<b>240,210</b>	<b>275,000</b>	<b>515,210</b>
<b>10101 - Transportation Trust Fund</b>			
Capitalized Expenditures	124,764	-	124,764
00137101 Asphalt Surface Maintenance Program	2,801,520	-	2,801,520
00137102 Osceola Road Resurfacing	2,000,000	-	2,000,000
00279701 Bridge Rehabilitation and Repairs	250,000	-	250,000
<b>Total Transportation Trust Fund</b>	<b>5,176,284</b>	<b>-</b>	<b>5,176,284</b>
<b>10102 - Ninth Cent Fuel Tax Fund</b>			
00110203 Developers Commitment Bus Shelters	-	169,009	169,009
<b>Total Ninth Cent Fuel Tax Fund</b>	<b>-</b>	<b>169,009</b>	<b>169,009</b>
<b>11200 - Fire Protection Fund</b>			
00189301 Renovation to Fire Stations	1,087,637	41,230	1,128,867
00189302 Renovation to Fire Station 11	186,900	25,240	212,140
00189304 Renovation to Fire Station 16	400,000	-	400,000
00226101 Emergency Services Training Complex	1,043,137	18,369	1,061,506
00235001 Fire Alarm System Upgrade - Public Safety Building	23,830	-	23,830
00249501 Fire Station 19 - Lake Emma	3,000,000	-	3,000,000
00258001 Fire Station 29 - Aloma Avenue	1,824,002	54,974	1,878,976
00277901 Fire Station Maintenance Projects	-	102,096	102,096
00279901 Convault Fuel Systems	55,000	-	55,000
00284001 Fire Training Center Washer / Dryer Installation	4,227	-	4,227
00284101 Fire Station #42 Well Installation	4,550	-	4,550
00561003 Transportation Capable Rescue Vehicle	-	67,524	67,524
90000019 EMS/Fire Inventory Control System	-	30,000	30,000
90000020 EMS Run Card Software	-	62,277	62,277
90000050 Protective Turnout (Bunker) Gear	-	400,000	400,000
99956112 Engine FS 41 - Foam Pumper	-	580,000	580,000
99956113 International Medtec Transport	-	130,000	130,000
99956114 International Medtec Transport	-	230,000	230,000
<b>Total Fire Protection Fund</b>	<b>7,629,283</b>	<b>1,741,710</b>	<b>9,370,993</b>



**Seminole County Government  
Project Listing by Fund  
Fiscal Year 2009/10 - Adopted Budget**

	Capital	Other Projects	Total
<b>11500 - 1991 Infrastructure Sales Tax Fund</b>			
Capitalized Expenditures	517,475	-	517,475
00005801 CR 15 (Monroe Rd) - SR 46 to US 17-92	1,914,938	-	1,914,938
00006102 Airport Blvd II & III - US 17-92 to SR 46 (Construction)	130,665	-	130,665
00006201 Bunnell Rd - Eden Park Rd to West Town Pkwy	4,924	-	4,924
00006202 Bunnell Rd/Eden Park Ave (Construction)	1,557,174	-	1,557,174
00006203 Bunnell and Eden Park Utility Relocation (Altamonte)	99,354	-	99,354
00006301 Chapman Rd - SR 426 to SR 434	3,460,133	-	3,460,133
00006602 CR 419 / Eastern Limits - 2nd S	4,052	6,000	10,052
00007002 Mitigation - County Road 427	67,883	-	67,883
00007202 CR 427 V & VI - US 17-92 to Lake Mary Blvd	5,817	6,000	11,817
00007203 County Road 427 Phase V & VI Mitigation	44,200	-	44,200
00008702 Seminola Blvd/Cumberland Farms Store	213,231	-	213,231
00010705 Road Signing for East Lake Mary Boulevard and OSAI Airport	165,754	-	165,754
00011401 CR 46A III - CR 15 to Old Lake Mary Rd	63,969	-	63,969
00011402 County Road 46A Walls and Landscaping	287,180	-	287,180
00012401 Lake Dr. - Seminola Blvd to Tuskawilla Rd	26,575	-	26,575
00012402 Lake Dr. - Seminola Blvd to Tuskawilla Rd (Casselberry)	133,114	-	133,114
00012403 Lake Dr. - Seminola Blvd to Tuskawilla Rd (SNOCWTR)	53,200	-	53,200
00014602 Wymore Road Sidewalk	308,538	-	308,538
00024202 Howell Branch Rd - Lake Howell Rd to SR 436 - Landscaping	62,400	-	62,400
00054101 Lake Emma Rd - Sand Pond Rd to Longwood Hills Rd	10,947,414	-	10,947,414
00054102 Lake Emma Rd Utility Relocation	300,000	-	300,000
00191669 WYMORE RD AND ORANOLE RD INTERSECTION IMPROVEMENTS	100,000	-	100,000
00205402 State Road 46 (Mellonville to SR 415) Land for Widening	-	1,200,000	1,200,000
00234502 Markham Woods Road & Drainage Improvements	18,517	-	18,517
00251401 Rail Related Transit	-	2,310,000	2,310,000
00278501 SR 46 and SR 415 / East Lake Mary Blvd Intersection	-	750,081	750,081
<b>Total 1991 Infrastructure Sales Tax Fund</b>	<b>20,486,507</b>	<b>4,272,081</b>	<b>24,758,588</b>
<b>11541 - 2001 Infrastructure Sales Tax Fund</b>			
Capitalized Expenditures	1,834,705	-	1,834,705
00008302 Sweetwater Cove Tributary	67,923	-	67,923
00065201 Minor Roads Utility Upgrades	306,000	-	306,000
00174503 SR 434 Sedimentation Basin	794,491	-	794,491
00187718 Riverwalk Trail - County Road 15 to French Avenue	2,000,000	-	2,000,000
00191636 CR 431 (Orange Blvd) - CR 46A to SR 46	381,621	-	381,621
00191640 Country Club Rd - Rantoul Ln to CR 46A	840,803	-	840,803
00191642 SR 436 at Maitland Ave - Intersection Improvement	10,813	-	10,813
00251401 Rail Related Transit	-	113,220	113,220
00191650 CR 46A and US 17-92 - Intersection Improvement	10,511	-	10,511
00191651 Upsala Road - 90 Degree Curve	127,708	-	127,708
00191652 CR 426 Safety Improvements	915,053	-	915,053
00191654 Jacobs Trail	320,514	-	320,514
00191655 Howell Creek Dam at Lake Howell Road	109,064	-	109,064
00191656 Longwood - Lake Mary Road	800,758	-	800,758
00191660 CR 46A at International Parkway Intersection Improvement	241,944	-	241,944
00191663 Future Projects Preliminary Engineering Evaluations	4,302	-	4,302
00191666 Lake Mary Boulevard at US 17-92 Intersection Improvement	336,646	-	336,646
00191667 Lake Mary Boulevard Feasibility Study	50,068	-	50,068
00191671 CR 427 (S RONALD REAGAN BLVD) AND NORTH ST INTERSECTION IMPROVEM	200,000	-	200,000
00191672 W LAKE MARY BLVD & LAKE EMMA RD INTERSECTION IMPROVEMENTS	125,000	-	125,000
00192007 Wekiva Springs Rd Intersection Improvements	321,910	-	321,910
00192008 Wekiva Springs Road - Fox Valley Drive to County Line	67,359	-	67,359
00192014 Bear Lake Rd - Orange County Line to SR 436	117,065	-	117,065
00192015 Markham Woods Rd (E Williamson to Lake Mary)	580,039	-	580,039
00192016 Markham Woods Rd Pavement Evaluation	17,555	-	17,555
00192017 Markham Woods Road Gravity Well Repair	457,557	-	457,557
00192582 West 27th Street Sidewalk	150,168	-	150,168
00192583 Airport Boulevard Sidewalk	745,356	-	745,356
00192584 County Road 46A Sidewalk	375,000	-	375,000
00192591 Markham Road Sidewalk	332,840	-	332,840
00192592 Midway Elementary School Area Sidewalk	496,618	-	496,618





**Seminole County Government  
Project Listing by Fund  
Fiscal Year 2009/10 - Adopted Budget**

	Capital	Other Projects	Total
<b>11541 - 2001 Infrastructure Sales Tax Fund (cont)</b>			
00192593 Ronald Reagan Boulevard (CR 427) Sidewalk	289,359	-	289,359
00192902 Country Club Road (C-15) Sidewalk	100,000	-	100,000
00192903 Mikler Road Sidewalk	255,971	-	255,971
00192904 Brumley Road Sidewalk	100,000	-	100,000
00192905 Jamestown Community Sidewalk	214,537	-	214,537
00192906 Bird Road Sidewalk	169,399	-	169,399
00192907 Greenwood Boulevard Sidewalk	95,000	-	95,000
00192910 WALKER ELEMENTARY/SNOWHILL RD SIDEWALK	50,000	-	50,000
00192911 EASTBROOK ELEMENTARY AREA SIDEWALKS	75,000	-	75,000
00192912 STERLING PARK ELEMENTARY/EAGLE CIR SIDEWALKS	75,000	-	75,000
00192913 DOUGLAS AVE SIDEWALK	250,000	-	250,000
00192914 UPSALA RD. SIDEWALK	300,000	-	300,000
00192915 Sidewalk Inventory Update Study	-	50,000	50,000
00192916 South Citrus Road Sidewalk Safety Improvement	48,302	-	48,302
00196901 Red Bug Pedestrian Overpass at Elementary School	3,925,516	-	3,925,516
00197001 US 17-92 Sanford Lakefront Project	2,900,000	-	2,900,000
00198101 Dean Road - SR 426 to Orange County Line	980,000	-	980,000
00198102 CR 419 Widening Lanes	5,756,407	-	5,756,407
00202340 Howell Branch Road Detectable Warnings	43,000	-	43,000
00202345 Maitland Avenue Detectable Warnings	27,000	-	27,000
00202346 McCulloch Road Detectable Warnings	14,000	-	14,000
00202348 Red Bug Lake Road Detectable Warnings	33,000	-	33,000
00202352 Dodd Road Detectable Warnings	40,000	-	40,000
00202353 Railroad Crossing Interim Improvements	30,000	-	30,000
00202507 Lake Howell High School Traffic Circulation	166,366	-	166,366
00203002 Elder Creek / C-15 Pond	66,088	-	66,088
00205202 SR 426 / CR 419 Oviedo Cost Shared (TRIPS)	5,766,259	-	5,766,259
00205204 Altamonte Pedestrian Overpass (County / City Shared Cost)	2,000,000	-	2,000,000
00205302 SR 434 - Montgomery Rd to I-4 (TRIPS)	567,653	-	567,653
00205303 SR 434 - I-4 to Range Line Rd (TRIPS)	-	138,731	138,731
00205304 SR 434 - Rangeline Rd to CR 427 (TRIPS)	-	1,697,348	1,697,348
00205305 State Road 434 - Montgomery to I-4 - Utility Relocation	110,121	-	110,121
00205526 Bear Lake at Bunnell Mast Arms	17,586	-	17,586
00205527 County Road 46A at Ridgewood Mast Arms	17,590	-	17,590
00205530 Palm Springs at North Mast Arms	11,316	-	11,316
00205531 Seminola at Button Mast Arms	80,000	-	80,000
00205535 Oxford at Lake of the Woods Mast Arms	11,460	-	11,460
00205538 US 17-92 at Laura Street - Mast Arm	5,284	-	5,284
00205539 E MCCULLOCH RD AT LOCKWOOD BLVD MAST ARMS	180,000	-	180,000
00205540 SR434 @ CONSOLIDATED SERVICES	100,000	-	100,000
00205541 UPS SYSTEMS FOR SIGNALS	200,000	-	200,000
00205542 SR436 Traffic Responsive System	240,000	-	240,000
00205614 CR 427 Fiber Optic Construction	2,000	-	2,000
00205620 SR434 FIBER UPGRADE	70,000	-	70,000
00205621 LOCKWOOD NEW FIBER	30,000	-	30,000
00205622 SR436 FIBER CONDUIT & PULL BOX UPGRADE	50,000	-	50,000
00205623 AERIAL FIBER UPGRADES	50,000	-	50,000
00205624 SIGNAL WIRELESS COMMUNICATIONS UPGRADE	100,000	-	100,000
00205726 Network AsBuilts	350,016	-	350,016
00205733 Transponder Reader Stations	150,000	-	150,000
00205734 Video Wall Display Upgrade	58,070	-	58,070
00205735 US 17/92 @ SR434 Hub Cabinet	100,000	-	100,000
00205736 Video Encoder Upgrade	100,000	-	100,000
00205737 VMS Upgrade	150,000	-	150,000
00206201 Dyson Drive School Safety Sidewalk	352,899	-	352,899
00206208 Dyson Drive Sidewalk (County portion)	327,636	-	327,636
00206102 Anchor Road Drainage Improvement	280,227	-	280,227
00209106 Wekiva Park Drive	45,810	-	45,810
00209108 Lincoln Heights Drainage Improvements	2,562,401	-	2,562,401
00209110 West Crystal Dr. Drainage Improvements	248,994	-	248,994
00209113 Red Bug Lake Rd Outfall Drainage Improvements	1,092,512	-	1,092,512
00209114 Red Bug Lake Road at Howell Creek Erosion Control	867,365	-	867,365



**Seminole County Government  
Project Listing by Fund  
Fiscal Year 2009/10 - Adopted Budget**

	Capital	Other Projects	Total
<b>11541 - 2001 Infrastructure Sales Tax Fund (cont)</b>			
00226301 SR 436 at Red Bug Lake Rd Interchange	134,799	421,130	555,929
00227012 Arterial / Collector Roads Pavement Rehabilitation	1,500,000	-	1,500,000
00227032 County Road 15 (Country Club Road) Pavement Rehabilitation	291,960	-	291,960
00227038 Wekiva Springs Rd (County Line to Hunt Club) Pavement Rehab	81,961	-	81,961
00227039 Old Lake Mary Rd (Palmetto to Airport Blvd) Pavement Rehab	3,574	-	3,574
00227040 County Road 415 / 13th Street Pavement Rehabilitation	200,000	-	200,000
00227041 County Road 415 / Celery Avenue Pavement Rehabilitation	6,652	-	6,652
00228301 Sylvan Lake Outfall / Lake Level Control	2,062,832	-	2,062,832
00229001 Cassel Creek Stormwater Facility	427,759	-	427,759
00229115 SR 426 at Aloma Woods conveyence Improvements	200,000	-	200,000
00229205 Lake Mary Blvd at International Pkwy - Pedestrian Crossing	4,140,713	-	4,140,713
00233801 Club II Regional Stormwater Facility / JPP	153,672	-	153,672
0247706 Magnolia Ave - 27th St to South To - Pavement	48,802	-	48,802
00258401 Lockhart Smith Canal Regional Stormwater Facility	119,157	-	119,157
00261501 Red Bug Lake Road Median Refurbishment (East of Tuskawilla)	1,706	-	1,706
00275601 Fernwood Blvd. Pedestrian Crossing	80,000	-	80,000
00277001 Lake Mary Boulevard at Sun Drive Secondary Drainage	188,917	-	188,917
00282301 Lake Mills Road Water Control Structure	41,241	-	41,241
00282901 Northwest Area Transportation Management Study	-	200,000	200,000
00283101 ORANGE BLVD AT LOCKHART SMITH CANAL BRIDGE REPLACEMENT	850,000	-	850,000
00283601 West 25th Street (CR 46A) Pavement Rehabilitation - Old Lake Mary	250,000	-	250,000
00283701 Howell Branch Road Pavement Rehabilitation	150,000	-	150,000
00283801 Lake Mary Blvd Pavement Rehabilitation	300,000	-	300,000
90000101 Minor Road Program - GECs	162,500	-	162,500
90000102 Collector Roads Program - GECs	162,500	-	162,500
90000103 Future Years State Road System - GECs	162,500	-	162,500
90000104 Safety / Sidewalk Program - GECs	162,500	-	162,500
Total 2001 Infrastructure Sales Tax Fund	<u>57,322,280</u>	<u>2,620,429</u>	<u>59,942,709</u>
<b>11800 - EMS Trust Fund</b>			
00189305 EMS Simulation Lab	30,000	-	30,000
Total EMS Trust Fund	<u>30,000</u>	<u>-</u>	<u>30,000</u>
<b>11901 - Community Development Block Grant Fund</b>			
80000000 Jamestown Sanitary Sewer 06/07	487,925	-	487,925
Total Community Development Block Grant Fund	<u>487,925</u>	<u>-</u>	<u>487,925</u>
<b>11908 - Daster Preparedness Fund</b>			
80055608 Base Grant Supplemental	-	81,152	81,152
Total Daster Preparedness Fund	<u>-</u>	<u>81,152</u>	<u>81,152</u>
<b>11913 - Public Safety Grants (Other) Fund</b>			
00274601 Consumer Premise Equipment (CPE)	-	73,315	73,315
Total Public Safety Grants (Other) Fund	<u>-</u>	<u>73,315</u>	<u>73,315</u>
<b>11914 - FRDAP Grants Fund</b>			
00234601 Jetta Point Park	335,611	-	335,611
80000010 FRDAP Grant - Wilson's Landing	57,085	15,600	72,685
Total FRDAP Grants Fund	<u>392,696</u>	<u>15,600</u>	<u>408,296</u>
<b>11915 - Public Safety Grants (Federal) Fund</b>			
80000809 Homeland Security 08/09	-	38,134	38,134
Total Public Safety Grants (Federal) Fund	<u>-</u>	<u>38,134</u>	<u>38,134</u>
<b>11916 - Public Works Grants</b>			
00008302 Sweetwater Cove Tributary	320,441	-	320,441
00174503 SR 434 Sedimention Basin	282,854	-	282,854
00187757 Big Tree Park Trailhead	148,000	-	148,000
00192909 Wilson Road Sidewalk	50,000	-	50,000
00205202 SR 426 / CR 419 Oviedo Cost Shared (TRIPS)	29,807	-	29,807
00205302 SR 434 - Montgomery Rd to I-4 (TRIPS)	1,334,631	-	1,334,631
00241701 Midway Regional Stormwater Facility (IFAS) / Joint Participant	1,967,113	-	1,967,113



**Seminole County Government  
Project Listing by Fund  
Fiscal Year 2009/10 - Adopted Budget**

	Capital	Other Projects	Total
<b>11916 - Public Works Grants (cont)</b>			
00255801 SR Gateway Sidewalk - Hickman Dr to Airport Blvd / JPP	-	104	104
00258401 Lockhart Smith Canal Regional Stormwater Facility	-	28,054	28,054
00275601 Fernwood Blvd. Pedestrian Crossing	120,000	-	120,000
00284201 Lake Jesup Evaluation Study	-	24,000	24,000
Total Public Works Grants	4,252,846	52,158	4,305,004
<b>11917 - Leisure Services Grant Fund</b>			
80043821 Recreational Trails Grant	25,000	150,000	175,000
Total Leisure Services Grant Fund	25,000	150,000	175,000
<b>11922 - ARRA - Public Works Stimulus Grants Fund</b>			
00283601 West 25th Street (CR46A) Pavement Rehabilitation - Old Lake Mary	1,176,000	-	1,176,000
00283701 Howell Branch Road Pavement Rehabilitation	600,000	-	600,000
00283801 Lake Mary Blvd Pavement Rehabilitation	1,270,000	-	1,270,000
00283901 Cross Seminole Trail Trestle Bridge Repair and Rehabilitation	1,250,000	-	1,250,000
Total ARRA - Public Works Stimulus Grants Fund	4,296,000	-	4,296,000
<b>11923 - ARRA - Community Services Stimulus Grants Fund</b>			
80000000 Jamestown Sanitary Sewer 06/07	128,367	-	128,367
Total ARRA - Community Services Stimulus Grants Fund	128,367	-	128,367
<b>11924 - ARRA - Planning and Development Stimulus Fund</b>			
90011924 ARRA - Energy Efficiency & Conservation Block Grant	-	247,250	247,250
Total ARRA - Planning and Development Stimulus Fund	-	247,250	247,250
<b>12500 - Enhanced 911 Fund</b>			
00274601 Consumer Premise Equipment (CPE)	-	1,403,554	1,403,554
00274701 Enhanced E-911 Recording System	-	41,126	41,126
Total Enhanced 911 Fund	-	1,444,680	1,444,680
<b>12601 - Arterial Transportation Impact Fee Fund</b>			
00006102 Airport Blvd II & III - US 17-92 to SR 46 (Construction)	7,779	-	7,779
00007002 Mitigation - County Road 427	88,391	-	88,391
00007202 CR 427 V & VI - US 17-92 to Lake Mary Blvd	2,045	-	2,045
00007203 County Road 427 Phase V & VI Mitigation	125,800	-	125,800
00008702 Seminola Blvd/Cumberland Farms Store	175,930	-	175,930
00011401 CR 46A III - CR 15 to Old Lake Mary Rd	240,642	-	240,642
00024202 Howell Branch Rd - Lake Howell Rd to SR 436 - Landscaping	132,600	-	132,600
Total Arterial Transportation Impact Fee Fund	773,187	-	773,187
<b>12602 - North Collector Transportation Impact Fee Fund</b>			
00054101 Lake Emma Rd - Sand Pond Rd to Longwood Hills Rd	3,263,624	-	3,263,624
00229205 Lake Mary Blvd at International Pkwy - Pedestrian Crossing	601,488	-	601,488
Total North Collector Transportation Impact Fee Fund	3,865,112	-	3,865,112
<b>12603 - West Collector Transportation Impact Fee Fund</b>			
00006201 Bunnell Rd - Eden Park Rd to West Town Pkwy	22,425	-	22,425
00006202 Bunnell Rd / Eden Park Ave (Construction)	1,827,987	-	1,827,987
00006203 Bunnell and Eden Park Utility Relocation (Altamonte)	116,634	-	116,634
Total West Collector Transportation Impact Fee Fund	1,967,046	-	1,967,046
<b>12604 - East Collector Transportation Impact Fee Fund</b>			
00006301 Chapman Road - SR 426 to SR 434	2,404,913	-	2,404,913
Total East Collector Transportation Impact Fee Fund	2,404,913	-	2,404,913
<b>12605 - South Central Collector Transportation Impact Fee Fund</b>			
00012401 Lake Dr - Seminola Blvd to Tuskawilla Rd	164,005	-	164,005
Total South Central Collector Transportation Impact Fee Fund	164,005	-	164,005
<b>12801 - Fire/Rescue Impact Fee Fund</b>			
00012804 Traffic Preemption Devices	103,778	-	103,778
00258001 Fire Station 29 - Aloma Avenue	2,252,107	-	2,252,107



**Seminole County Government  
Project Listing by Fund  
Fiscal Year 2009/10 - Adopted Budget**

	Capital	Other Projects	Total
<b>12801 - Fire/Rescue Impact Fee Fund (cont)</b>			
99956106 Rescue Vehicle - Station 19	-	189,730	189,730
99956107 Transport Capable Rescue Vehicle - FS 29	-	200,230	200,230
Total Fire/Rescue Impact Fee Fund	<u>2,355,885</u>	<u>389,960</u>	<u>2,745,845</u>
<b>12901 - County Civil Mediation Fund</b>			
00045204 Courthouse Renovations	209,294	-	209,294
Total County Civil Mediation Fund	<u>209,294</u>	<u>-</u>	<u>209,294</u>
<b>12902 - Circuit Civil Mediation Fund</b>			
00045204 Courthouse Renovations	198,989	20,003	218,992
Total Circuit Civil Mediation Fund	<u>198,989</u>	<u>20,003</u>	<u>218,992</u>
<b>12903 - Family Mediation Fund</b>			
00045204 Courthouse Renovations	215,034	-	215,034
Total Family Mediation Fund	<u>215,034</u>	<u>-</u>	<u>215,034</u>
<b>13000 - Stormwater Fund</b>			
Capitalized Expenditures	37,989	-	37,989
99999999 Project Contingency	1,462,011	-	1,462,011
Total Stormwater Fund	<u>1,500,000</u>	<u>-</u>	<u>1,500,000</u>
<b>13300 - 17/92 Redevelopment Fund</b>			
00206503 CRA Streetscape / Landscape Projects	67,102	-	67,102
00282501 SR 417 at US 17/92 Fencing Interchange Project	100,052	-	100,052
00282601 Sun Land Park	225,000	-	225,000
00282701 Way Finding Sign Project	127,360	-	127,360
00282801 Mast Arm Construction Projects	750,000	-	750,000
00284501 13th Street Beautification Project	-	400,000	400,000
90000012 Five Points Median Landscape	-	269,146	269,146
90000015 Median Enhancements - Park Ave. to Airport Blvd.	-	265,300	265,300
Total 17/92 Redevelopment Fund	<u>1,269,514</u>	<u>934,446</u>	<u>2,203,960</u>
<b>30600 - Infrastructure Improvements / Capital Projects Fund</b>			
00234601 Jetta Point Park	187,155	-	187,155
Total Infrastructure Improvements / Capital Projects Fund	<u>187,155</u>	<u>-</u>	<u>187,155</u>
<b>32000 - Jail Project / 2005 Fund</b>			
00273501 Jail Expansion	1,272,484	-	1,272,484
Total Jail Project / 2005 Fund	<u>1,272,484</u>	<u>-</u>	<u>1,272,484</u>
<b>32100 - Natural Lands / Trails Bond Fund</b>			
Capitalized Expenditures	66,141	-	66,141
00118305 Natural Lands	-	10,000	10,000
00187704 Seminole Wekiva Trail at SR 434 - Pedestrian Underpass	523,070	-	523,070
00187713 Cross Seminole Trail - Milker to Red Bug Lake	70,300	-	70,300
00187753 Cross Seminole Trail - Greenway to Layer - inner	203,299	-	203,299
00187757 Big Tree Park Trailhead	147,969	-	147,969
00187759 CROSS SEMINOLE TRAIL MISSING LINK	1,500,000	-	1,500,000
00229204 Aloma Ave at Red Bug Lake Rd - Pedestrian Overpass	100,000	-	100,000
00234614 Crockett Property (Lake Harney Wilderness Area) Improvements	41,030	-	41,030
80000010 FRDAP Grant - Wilson's Landing	199,011	-	199,011
Total Natural Lands / Trails Bond Fund	<u>2,850,820</u>	<u>10,000</u>	<u>2,860,820</u>
<b>32200 - Courthouse Projects Fund</b>			
00045204 Courthouse Renovations	2,511,284	17,694	2,528,978
Total Courthouse Projects Fund	<u>2,511,284</u>	<u>17,694</u>	<u>2,528,978</u>
<b>40100 - Water and Sewer Operating Fund</b>			
Capitalized Expenditures	375,000	-	375,000
00024803 SCADA System Upgrades	219,694	-	219,694
00065101 Lk Emma Rd Utility Adjustments	78,989	-	78,989
00067201 CR15 Utility Adjustments	4,974	-	4,974



**Seminole County Government  
Project Listing by Fund  
Fiscal Year 2009/10 - Adopted Budget**

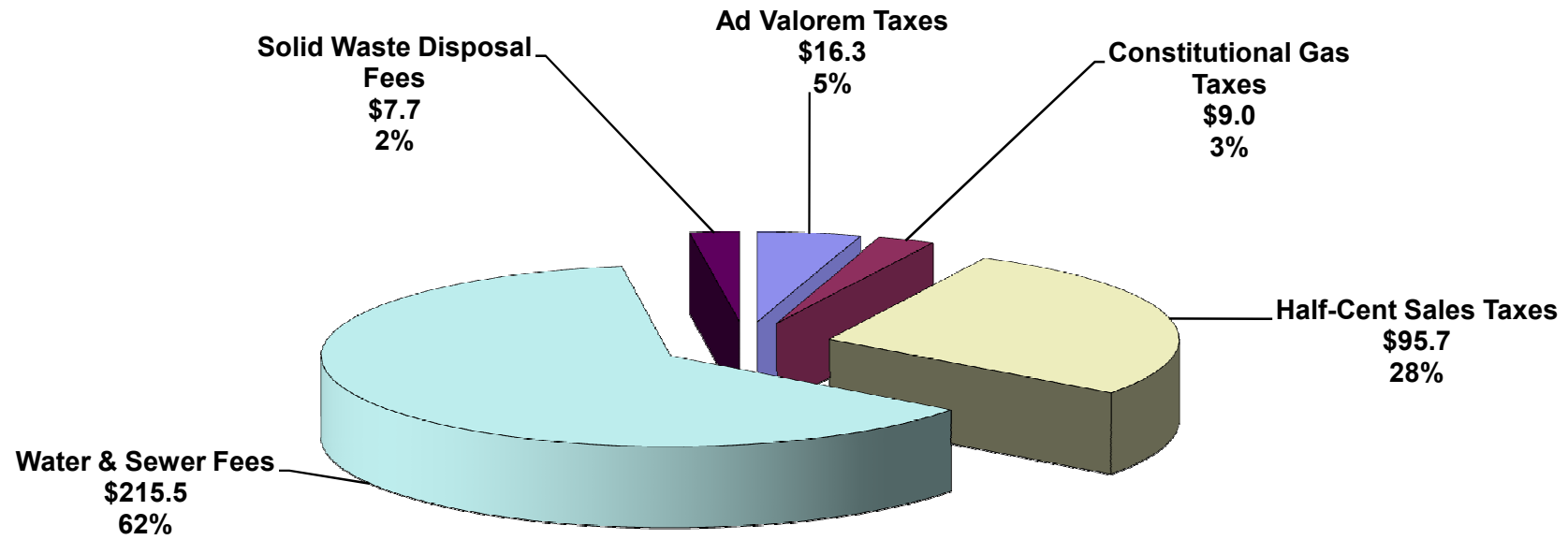
	Capital	Other Projects	Total
<b>40100 - Water and Sewer Operating Fund (cont.)</b>			
00083101 Collection System Enhancements	2,522,727	-	2,522,727
00164301 Yankee Lk Alternative Water	14,440	-	14,440
00195701 Water Quality Plant Upgrades	123,106	-	123,106
00199901 Greenwood Lk Sludge System	4,295	-	4,295
00200401 Markham Aquifer Storage Well	140,870	-	140,870
00201101 Consumptive User Permit Consolidation	96,438	-	96,438
00201501 Potable Well Improvements	100,935	-	100,935
00216401 Iron Bridge Improvements	478,546	-	478,546
00223201 Residential Reclaimed Water Main Retrofit Phase V	1,289,631	-	1,289,631
00227401 Greenwood Reclaim Plant Rerate	1,077,432	-	1,077,432
00254201 I-4 at 17/92 Ramp B-1 Interchange Utilities Replacement	5,712	-	5,712
90000009 AMR Meter Replacement Program	700,000	-	700,000
Total Water and Sewer Operating Fund	7,232,789	-	7,232,789
<b>40102 - Water Connection Fee Fund</b>			
00021701 Oversizings & Extensions	1,014,136	-	1,014,136
00056601 Water Plant Rehabilitations	19,686	-	19,686
00064501 Water Distribution Upgrades	1,125,401	-	1,125,401
00064606 East lake Drive Potable Water Main	23,348	-	23,348
00168801 SE / Lk Hayes Water Main Phase II	106,010	-	106,010
00181601 Yankee Lk Surface Water Plant	2,720,725	-	2,720,725
00183101 Markham Woods Road Water Main	2,146	-	2,146
00193201 Fire Flow Improvements	656	-	656
00193601 Bear Lake Woods Road Potable Water Main Interconnect	214,729	-	214,729
00207801 Orange Boulevard Utilities	12,362	-	12,362
00216501 Elder Road / Orange Boulevard Potable Water Main	195,000	-	195,000
00216601 Markham Plant Wells 4 & 5	86,069	-	86,069
00216701 Markham Plant H <sub>2</sub> S Treatment	1,385,770	-	1,385,770
00249801 CRA Fern Park Utilities	3,027	-	3,027
Total Water Connection Fee Fund	6,909,065	-	6,909,065
<b>40103 - Sewer Connection Fee Fund</b>			
00021701 Oversizings & Extensions	916,667	-	916,667
00082904 Pump Station Upgrades	2,127,691	-	2,127,691
00164301 Yankee Lk Alternative Water	83,497	-	83,497
00164501 Eastern Regional Reclaimed Water System	85,258	-	85,258
00195201 Yankee Lk Plant Expansion Rerate	311,765	-	311,765
00217101 Heathrow Boulevard Reclaimed Water Main	2,330,440	-	2,330,440
00217201 Residential Reclaimed Water Main Retrofit Phase II	935,905	-	935,905
00217301 Residential Reclaimed Water Main Retrofit Phase I	114,507	-	114,507
00223001 Residential Reclaimed Water Main Retrofit Phase III	24,999	-	24,999
00249801 CRA Fern Park Utilities	10,721	-	10,721
Total Sewer Connection Fee Fund	6,941,450	-	6,941,450
<b>40105 - Water and Sewer Bonds, Series 2006</b>			
Capitalized Expenditures	595,000	-	595,000
00024803 SCADA System Upgrades	1,073,085	-	1,073,085
00056601 Water Plant Rehabilitation	151,963	-	151,963
00064501 Water Distribution Upgrades	1,167,923	-	1,167,923
00065101 Lk Emma Rd Utility Adjustments	1,647,312	-	1,647,312
00065201 Minor Roads Utility Upgrades	1,270,547	-	1,270,547
00067201 CR15 Utility Adjustments	16,335	-	16,335
00082904 Pump Station Upgrades	17,546	-	17,546
00083101 Collectin System Enhancements	117,984	-	117,984
00164301 Yankee Lk Alternative Water	335,900	-	335,900
00168801 SE / Lk Hayes Water Main Phase II	135,633	-	135,633
00178101 Bunnel Rd Utility Adjustment	42,999	-	42,999
00178301 Country Club Well #3	751,056	-	751,056
00181201 Yankee Lake Road / SR 46 Reclaimed Water Transmission Main	43,918	-	43,918
00181601 Yankee Lk Surface Water Plant	14,907,036	-	14,907,036
00182301 Markham Woods Road Utilities	72,474	-	72,474
00193201 Fire Flow Improvements	5,565	-	5,565



**Seminole County Government  
Project Listing by Fund  
Fiscal Year 2009/10 - Adopted Budget**

	Capital	Other Projects	Total
<b>40105 - Water and Sewer Bonds, Series 2006 (cont)</b>			
00193301 Lk Monroe Ground Storage Tank	172,488	-	172,488
00194301 Utility Information Systems	8,423	-	8,423
00195201 Yankee Lk Plant Expansion Rerate	139,021	-	139,021
00195701 Water Quality Plant Upgrades	5,245,263	-	5,245,263
00201101 Consumptive Use Permit Consolidation	63,446	-	63,446
00201201 Emergency Power Systems	12,948	-	12,948
00201501 Potable Well Improvements	113,837	-	113,837
00203201 FWS Water System Upgrades	24,172	-	24,172
00203301 FWS Water Plant Upgrades	189,452	-	189,452
00203901 Apple Valley Pump Station Replacement	17,807	-	17,807
00204001 Tri-Party Optimization Program	269,767	-	269,767
00207801 Orange Boulevard Utilities	60,553	-	60,553
00216401 Iron Bridge Improvements	1,328,743	-	1,328,743
00216601 Markham Plant Wells 4 & 5	245,313	-	245,313
00216701 Markham Plant H <sub>2</sub> S Treatment	437,952	-	437,952
00217101 Heathrow Boulevard Reclaimed Water Main	2,208,424	-	2,208,424
00217601 Northwest Reclaimed Water System Augmentation Well	76,675	-	76,675
00217701 Orange Boulevard Utility Adjustments	87,571	-	87,571
00217801 Markham Reclaimed Water Storage & Repump Facility	55,184	-	55,184
00218001 Sylvan Lake Force Main	116,467	-	116,467
00218301 NW Collection System Upgrades	53,506	-	53,506
00219701 SR 46 Force Main Extension	990,454	-	990,454
00223101 Residential Reclaimed Water Main Retrofit Phase IV	25,000	-	25,000
00227401 Greenwood Reclaim Plant Rerate	4,135,453	-	4,135,453
00243501 Indian Hills Water Plant Upgrade	2,531,501	-	2,531,501
00247901 Orange Blvd Utility Adjustments	87,573	-	87,573
00253701 Pump Station Odor Control	5,577	-	5,577
00255201 Wastewater / Reclaim Master Plan	100,000	-	100,000
00283001 Aloma Ave / SR 436 - Red Bug Rd Flyover Force Main Relocation	1,250,000	-	1,250,000
Total Water and Sewer Bonds, Series 2006	42,404,846	-	42,404,846
<b>40201 - Solid Waste Fund</b>			
00137102 Osceola Road Resurfacing (not identified on project list at 1st Public Hearing)	-	2,000,000	2,000,000
00137801 Citizens' Service Area at Central Transfer Station	2,527,297	-	2,527,297
00160801 Landfill Roadways Repairs	873,409	-	873,409
00201901 Tipping Floor Resurfacing	671,080	-	671,080
00215801 Upgraded Prefabricated Hazardous Material	57,500	-	57,500
00216001 Osceola Landfill NPDES Permit	37,949	-	37,949
00216101 Renewal Central Transfer Station	77,806	-	77,806
0244501 Landfill Scalehouse	775,788	-	775,788
00244502 Osceola Road Landfill Leachate Tank Refurb.	347,288	-	347,288
00244503 Osceola Road Landfill Monitoring Well Refurb.	40,517	-	40,517
00244504 Osceola Road Landfill Lift Pump Station Pumps Replacement	23,153	-	23,153
00244509 Transfer Station Refurbishment	480,000	-	480,000
00244510 Landfill Maintenance/Operation Bldg. Improvements	33,075	-	33,075
00244601 Landfill Gas System Expansion	357,983	-	357,983
00244801 Landfill Title Five Air Permit Renewal	20,600	-	20,600
00245101 Landfill Solid Waste Operating Permit - Renewal	34,151	-	34,151
00276701 Landfill Fuel Island Roof	70,000	-	70,000
00276801 Fence - Central Transfer Station	-	40,000	40,000
00281201 Landfill Yard Waste Area Rehabilitation	627,000	-	627,000
00281301 Landfill Scrap Metal Area - Storage Pad Addition	350,000	-	350,000
00281401 Central Transfer Station - Hoppers Rehabilitation	350,000	-	350,000
90000034 Prescribed Burns - Environmental Services	-	47,000	47,000
Total Solid Waste Fund	7,754,596	2,087,000	9,841,596
<b>60303 - Libraries - Designated</b>			
00029801 Library Book Donations	-	10,000	10,000
90000014 North Branch Library Renovation	-	12,351	12,351
Total Libraries - Designated	-	22,351	22,351
	<b>\$ 204,342,561</b>	<b>\$ 16,139,231</b>	<b>\$ 220,481,792</b>

**Seminole County Government**  
**Summary of Outstanding Bonded Debt by Pledged Revenue**  
**as of October 1, 2009**  
**\$344.2 Million**



Amounts in millions



# Seminole County Government Bonded Debt Overview

## GENERAL OBLIGATION DEBT

### **1996 Environmentally Sensitive Lands Bonds**

\$19,130,000 in bonds was issued on August 29, 1996, to refund 1992 Environmentally Sensitive Lands Bonds issued to acquire natural/environmental lands. These bonds bear interest rates from 3.60% to 5.125%; final maturity is April 1, 2012. Funding is provided by voter-approved ad valorem property taxes.

FY	PRINCIPAL	INTEREST	TOTAL
2009-10	1,515,000	205,897	1,720,897
2010-11	1,590,000	126,331	1,716,331
2011-12	1,670,000	42,794	1,712,794
2012-13	0	0	0
2013-14	0	0	0
<b>TOTAL</b>	<b>\$4,775,000</b>	<b>\$375,022</b>	<b>\$5,150,022</b>

### **2001 Limited General Obligation Bonds**

In November 2000, voters authorized issuance of \$25 million of bonds to purchase and improve natural/environmental lands for preservation and passive recreational uses. \$18,900,000 of the two-phased bond issuance took place in fiscal year 2001. These bonds bear interest rates from 3.00% to 4.375%; final maturity is October 1, 2013. Funding is provided by voter-approved ad valorem property taxes.

FY	PRINCIPAL	INTEREST	TOTAL
2009-10	1,520,000	317,238	1,837,238
2010-11	1,590,000	255,038	1,845,038
2011-12	1,660,000	187,963	1,847,963
2012-13	3,490,000	76,344	3,566,344
2013-14	0	0	0
Thereafter	0	0	0
<b>TOTAL</b>	<b>\$8,260,000</b>	<b>\$836,581</b>	<b>\$9,096,581</b>

### **2005 Limited General Obligation Bonds**

In November 2000, voters authorized issuance of \$25 million of bonds to purchase and improve natural/environmental lands for preservation and passive recreational uses. \$18,900,000 of the two-phased bond issuance took place in fiscal year 2001. The remaining \$6,090,000 was issued in March 2005. These bonds bear interest rates from 3.00% to 3.50%; final maturity is April 1, 2013. Funding is provided by voter-approved ad valorem property taxes.

FY	PRINCIPAL	INTEREST	TOTAL
2009-10	770,000	94,800	864,800
2010-11	795,000	70,145	865,145
2011-12	820,000	43,588	863,588
2012-13	850,000	14,875	864,875
2013-14	0	0	0
Thereafter	0	0	0
<b>TOTAL</b>	<b>\$3,235,000</b>	<b>\$223,408</b>	<b>\$3,458,408</b>

## SPECIAL OBLIGATION DEBT

### **2002 Gas Tax Refunding Bonds**

\$14,130,000 in bonds was issued July 3, 2002 to refund outstanding 1992 Road Bonds issued for road construction. These bonds bear interest rates from 3.00% to 5.00%; final maturity is October 1, 2018. Funding is provided by the County's share of the Constitutional Gas Tax.

FY	PRINCIPAL	INTEREST	TOTAL
2009-10	835,000	413,330	1,248,330
2010-11	870,000	379,930	1,249,930
2011-12	910,000	343,390	1,253,390
2012-13	945,000	304,260	1,249,260
2013-14	990,000	261,735	1,251,735
Thereafter	4,440,000	559,495	4,999,495
<b>TOTAL</b>	<b>\$8,990,000</b>	<b>\$2,262,140</b>	<b>\$11,252,140</b>





## Seminole County Government Bonded Debt Overview

### 1998 Sales Tax Revenue Refunding Bonds

\$24,060,000 in bonds was issued in September of 1998 to refund the 1996 Sales Tax Bonds. These bonds bear an interest rate of 3.30% to 4.625%; final maturity is October 1, 2026. Funding is provided by the County's share of the Local Government Half-Cent Sales Tax.

FY	PRINCIPAL	INTEREST	TOTAL
2009-10	830,000	958,989	1,788,989
2010-11	870,000	923,299	1,793,299
2011-12	910,000	885,236	1,795,236
2012-13	955,000	844,286	1,799,286
2013-14	995,000	800,356	1,795,356
Thereafter	16,310,000	5,316,438	21,626,438
<b>TOTAL</b>	<b>\$20,870,000</b>	<b>\$9,728,604</b>	<b>\$30,598,604</b>

### 2001 Sales Tax Bonds

\$47,975,000 in bonds was issued on October 1, 2001 to finance a portion of the cost of the design, acquisition and construction of the courthouse expansion and renovation project. These bonds bear interest rates from 2.60% to 5.375%; final maturity is October 1, 2031. Funding is provided by the County's share of the Local Government Half-Cent Sales Tax.

FY	PRINCIPAL	INTEREST	TOTAL
2009-10	1,155,000	89,812	1,244,812
2010-11	1,200,000	46,500	1,246,500
2011-12	0	0	0
2012-13	0	0	0
2013-14	0	0	0
Thereafter	0	0	0
<b>TOTAL</b>	<b>\$2,355,000</b>	<b>\$136,312</b>	<b>\$2,491,312</b>

The Sales Tax Revenue Refunding Bonds, Series 2005B refunded the Series 2001 Bonds maturing in the years 2012 through 2031. The new final maturity is October 1, 2011 at 3.875%.

### 2005A Sales Tax Revenue Bonds

\$35,365,000 in bonds was issued on October 20, 2005 to finance all or a portion of the renovation and expansion of the County's John E. Polk Correctional Facility. These bonds bear interest rates from 3.00% to 5.00%; final maturity is October 1, 2031. Funding is provided by the County's share of the Local Government Half-Cent Sales Tax.

FY	PRINCIPAL	INTEREST	TOTAL
2009-10	670,000	1,483,081	2,153,081
2010-11	690,000	1,459,631	2,149,631
2011-12	710,000	1,434,619	2,144,619
2012-13	735,000	1,407,994	2,142,994
2013-14	770,000	1,373,594	2,143,594
Thereafter	29,235,000	16,169,225	45,404,225
<b>TOTAL</b>	<b>\$32,810,000</b>	<b>\$23,328,144</b>	<b>\$56,138,144</b>

### 2005B Sales Tax Revenue Refunding Bonds

\$39,700,000 in bonds was issued on January 10, 2006 to advance refund the County's outstanding Sales Tax Revenue Bonds, Series 2001 maturing in the years 2012 through 2031. These bonds bear interest rates from 3.40% to 5.25%; final maturity is October 1, 2031. Funding is provided by the County's share of the Local Government Half-Cent Sales Tax.

FY	PRINCIPAL	INTEREST	TOTAL
2009-10	0	1,982,105	1,982,105
2010-11	0	1,982,105	1,982,105
2011-12	1,250,000	1,982,105	3,232,105
2012-13	1,295,000	1,939,605	3,234,605
2013-14	1,340,000	1,894,280	3,234,280
Thereafter	35,815,000	19,119,005	54,934,005
<b>TOTAL</b>	<b>\$39,700,000</b>	<b>\$28,899,205</b>	<b>\$68,599,205</b>



# Seminole County Government Bonded Debt Overview

## ENTERPRISE FUND DEBT

### **1992 Water & Sewer Revenue Refunding & Improvement Bonds**

\$79,185,000 in bonds was issued on December 1, 1992, to refund the 1985, 1987 and 1989 Water and Sewer Revenue Bonds issued to upgrade, expand and interconnect the water and wastewater system. These bonds bear interest at rates from 2.75% to 6.00%; final maturity is October 1, 2019. Connection fees and system operations provide funding.

Concurrently with the 1999 Water and Sewer Revenue Bond issuance, a portion of the Series 1992 Bonds maturing in 2015 and all of the bonds maturing in the years 2016 through 2019 were defeased. The new final maturity is October 1, 2015 at 6.00%.

FY	PRINCIPAL	INTEREST	TOTAL
2009-10	3,300,000	1,250,400	4,550,400
2010-11	3,500,000	1,052,400	4,552,400
2011-12	3,710,000	842,400	4,552,400
2012-13	3,930,000	619,800	4,549,800
2013-14	4,165,000	384,000	4,549,000
Thereafter	2,235,000	134,100	2,369,100
<b>TOTAL</b>	<b>\$20,840,000</b>	<b>\$4,283,100</b>	<b>\$25,123,100</b>

### **2005 Water & Sewer Revenue Refunding Bonds**

\$40,655,000 in bonds was issued March 2, 2005 to refund the 1999 Water and Sewer Revenue Bonds maturing in the years 2010 through 2022. Funding provides for capital improvements and expansion of the water and wastewater system. These bonds bear interest rates from 3.0% to 5.0%; the last maturity is October 1, 2022. Funding is provided by connection fees and system revenue.

FY	PRINCIPAL	INTEREST	TOTAL
2009-10	415,000	1,986,269	2,401,269
2010-11	435,000	1,973,819	2,408,819
2011-12	445,000	1,959,899	2,404,899
2012-13	460,000	1,944,880	2,404,880
2013-14	480,000	1,928,780	2,408,780
Thereafter	38,230,000	8,763,000	46,993,000
<b>TOTAL</b>	<b>\$40,465,000</b>	<b>\$18,556,647</b>	<b>\$59,021,647</b>

### **2006 Water and Sewer Revenue Bonds**

\$154,385,000 in bonds was issued November 15, 2006 to finance the cost of acquisition, construction and installation of certain additions and improvements to the water and wastewater system. These bonds bear interest rates from 3.50% to 5.00%; final maturity is October 1, 2036. Funding is provided by connection fees and system revenue.

FY	PRINCIPAL	INTEREST	TOTAL
2009-10	120,000	7,644,761	7,764,761
2010-11	120,000	7,639,961	7,759,961
2011-12	125,000	7,635,161	7,760,161
2012-13	135,000	7,630,786	7,765,786
2013-14	135,000	7,626,061	7,761,061
Thereafter	153,530,000	120,919,249	274,449,249
<b>TOTAL</b>	<b>\$154,165,000</b>	<b>\$159,095,980</b>	<b>\$313,260,980</b>



## Seminole County Government Bonded Debt Overview

### 2003 Solid Waste Disposal System Revenue Refunding Bonds

\$12,210,000 in bonds was issued December 1, 2003 to refund the 1993 Solid Waste Bonds, which were issued to acquire, construct, and renovate expansion and improvements to the solid waste system. These bonds bear interest rates from 2.00% to 4.00%; final maturity is October 1, 2017. Funding is provided by system operations.

FY	PRINCIPAL	INTEREST	TOTAL
2009-10	850,000	287,426	1,137,426
2010-11	880,000	261,926	1,141,926
2011-12	915,000	228,861	1,143,861
2012-13	945,000	197,199	1,142,199
2013-14	980,000	162,356	1,142,356
Thereafter	3,165,000	255,131	3,420,131
<b>TOTAL</b>	<b>\$7,735,000</b>	<b>\$1,392,899</b>	<b>\$9,127,899</b>

**Seminole County Government  
Summary of Bonded Debt Outstanding  
Fiscal Year 2009/10**

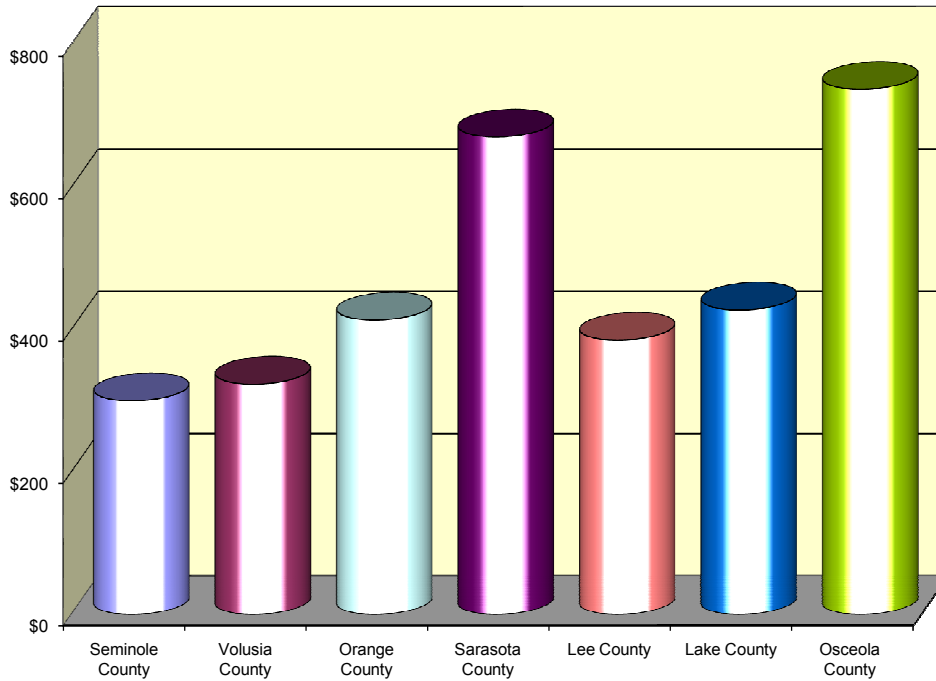


Issue and Purpose	Fund	Outstanding Principal 10/1/2009	FY 09/10 Principal Pmt	FY 09/10 Interest Pmt	Outstanding Principal 9/30/2010
<b>General Obligation Debt</b>					
1996 Environmentally Sensitive Lands Bonds (ends 2012)	221	\$4,775,000	\$1,515,000	\$205,897	\$3,260,000
2001 Limited General Obligation Bonds (Trails) (ends 2013)	221	\$8,260,000	\$1,520,000	\$317,238	\$6,740,000
2005 Limited General Obligation Bonds (Trails) (ends 2013)	221	\$3,235,000	\$770,000	\$94,800	\$2,465,000
<b>Special Obligation Bonds</b>					
2002 Gas Tax Revenue Refunding Bonds (ends 2018)	214	\$8,990,000	\$835,000	\$413,330	\$8,155,000
1998 Sales Tax Revenue Refunding Bonds (ends 2026)	225	\$20,870,000	\$830,000	\$958,989	\$20,040,000
2001 Sales Tax Revenue Bonds (Courthouse Bonds) (ends 2011)	225	\$2,355,000	\$1,155,000	\$89,812	\$1,200,000
2005 A Sales Tax Revenue Bonds (ends 2031)	225	\$32,810,000	\$670,000	\$1,483,081	\$32,140,000
2005 B Sales Tax Revenue Refunding Bonds (ends 2031)	225	\$39,700,000	\$0	\$1,982,105	\$39,700,000
<b>Enterprise Fund Bonds</b>					
1992 Water & Sewer Revenue Refunding & Improvement Bonds (ends 2015)	401	\$20,840,000	\$3,300,000	\$1,250,400	\$17,540,000
2005 Water & Sewer Revenue Refunding & Improvement Bonds (ends 2022)	401	\$40,465,000	\$415,000	\$1,986,269	\$40,050,000
2006 Water & Sewer Revenue Bonds (ends 2036)	401	\$154,165,000	\$120,000	\$7,644,761	\$154,045,000
2003 Solid Waste Disposal System Revenue Refunding Bonds (ends 2017)	402	\$7,735,000	\$850,000	\$287,426	\$6,885,000
<b>Totals</b>		<b>\$344,200,000</b>	<b>\$11,980,000</b>	<b>\$16,714,108</b>	<b>\$332,220,000</b>

**Seminole County Government**  
**County Comparison of Debt Per Capita**  
**As of September 30, 2008**



**COUNTY COMPARISON DEBT PER CAPITA**  
**General Obligation & Non-Self Supporting Revenue Debt**



	<u>Seminole County</u>	<u>Volusia County</u>	<u>Orange County</u>	<u>Sarasota County</u>	<u>Lee County</u>	<u>Lake County</u>	<u>Osceola County</u>
Population	426,413	517,520	1,114,979	393,608	623,725	288,379	267,955
General Obligation Debt	\$19,915,000	\$36,245,000	\$0	\$0	\$0	\$32,310,000	\$14,740,000
General Obligation Debt per Capita	\$46.70	\$70.04	\$0.00	\$0.00	\$0.00	\$112.04	\$55.01
* Non-Self Supporting Revenue Debt	\$108,090,000	\$131,235,000	\$461,332,312	\$264,145,000	\$240,453,000	\$91,095,000	\$183,025,000
Non-Self Supporting Revenue Debt per Capita	\$253.49	\$253.58	\$413.76	\$671.09	\$385.51	\$315.89	\$683.04
** Self -Supporting Revenue Debt	\$227,660,000	\$130,845,000	\$1,006,985,000	\$245,575,000	\$936,175,000	\$0	\$173,080,000
<b>General Obligation and Non-Self Supporting Debt per Capita</b>	<b>\$300</b>	<b>\$324</b>	<b>\$414</b>	<b>\$671</b>	<b>\$386</b>	<b>\$428</b>	<b>\$738</b>

\* Includes Non-Ad Valorem and other Taxes

\*\* Includes Enterprise Funds and Tourist Development Debt

SOURCE: 2008 County Comprehensive Annual Financial Reports



## Seminole County Government Assigned Underlying Ratings

<u>Date</u>	<u>Credit</u>	<u>Moody's</u>	<u>S&amp;P</u>
March 2005	Limited General Obligation Bonds	Aa3	AA
January 2006	Sales Tax Revenue Bonds*	Aa3	AA
May 2002	Gas Tax Revenue Bonds*	A1	A+
November 2006	Water and Sewer Bonds	Aa3	AA-
October 2003	Solid Waste Bonds	Aa3	AA-

\* Standard and Poor's upgrade September 2006

### Rating Definitions

An underlying rating is a published assessment of a particular debt issue's credit quality absent credit enhancement.

Moody's rates bond issues from "Aaa" to "C". Bonds which are rated "Aaa" are judged to be of the highest quality, with minimal credit risk. Moody's applies numerical modifiers 1, 2, and 3 in each rating classification from "Aa" through "Caa". The modifier 1 indicates that the issue ranks in the higher end of the rating category; the modifier 2 indicates a mid-range ranking; and the modifier 3 indicates that the issue ranks in the lower end of the category.

Standard & Poor's rates bond issues from "AAA" to "D". Bonds which are rated "AAA" are considered to have extremely strong financial security characteristics. Standard and Poor's applies modifiers of plus (+) or minus (-) signs following ratings from "AA" to "CCC", which show relative standing within the major rating categories.

The following are rating assignments for high to medium grade securities:

Definitions	Moody's	S&P
Prime Maximum Quality	Aaa	AAA
High Grade – High Quality	Aa1	AA+
	Aa2	AA
	Aa3	AA-
Upper Medium Grade	A1	A+
	A2	A
	A3	A-
Lower Medium Grade	Baa1	BBB+
	Baa2	BBB
	Baa3	BBB-



**Seminole County Government  
Budget Comparison By Fund**

**00100 General Fund**

	FY 2007 Actual	FY 2008 Actual	FY 2009 Adopted	FY 2009 Amended	FY 2010 Adopted
<b>Revenue</b>					
Taxes - Ad Valorem	143,457,059	140,781,306	138,201,010	137,429,671	132,875,398
Taxes - Other	15,446,154	15,051,317	14,776,000	14,536,000	14,452,500
Grants (Federal/State/Local)	5,201,562	9,022,081	3,780,030	6,396,620	3,724,991
State Shared Revenues	34,835,933	32,057,919	32,752,500	26,492,500	26,225,500
Charges for Services	9,380,482	10,523,924	10,433,665	10,363,665	16,453,675
Fines and Forfeitures	1,983,545	2,018,874	1,324,212	1,324,212	1,451,212
Interest Income	4,848,497	3,187,074	1,925,000	1,925,000	875,000
Miscellaneous Revenues	10,085,662	9,081,379	8,913,562	8,913,562	2,476,731
Revenue Total	<u>225,238,893</u>	<u>221,723,874</u>	<u>212,105,979</u>	<u>207,381,230</u>	<u>198,535,007</u>
<b>Expenditures</b>					
Personal Services	33,028,942	36,209,406	36,024,669	36,116,669	32,552,901
Contra Expenditures	-	(9,739,847)	(12,494,535)	(12,494,535)	(21,025,314)
Operating	35,679,749	39,043,463	47,603,638	47,569,091	42,642,712
Capital Equipment	1,173,482	900,846	277,062	291,267	461,541
Internal Charges / Other	-	3,211,040	6,642,624	6,642,624	11,255,886
Library Books & Materials	739,589	674,205	758,075	758,075	760,076
Capital Outlay	2,768,712	2,591,323	15,247,161	15,981,352	10,933,210
Grants and Aid	7,554,546	6,310,853	7,955,890	8,181,572	6,486,102
Expenditures Total	<u>80,945,020</u>	<u>79,201,289</u>	<u>102,014,584</u>	<u>103,046,115</u>	<u>84,067,114</u>
Revenues Over / (Under) Expenditures	144,293,873	142,522,585	110,091,395	104,335,115	114,467,893
<b>Sources / Uses</b>					
<b>Intergovernmental Transfers</b>					
Transfer - In	9,356,064	6,270,878	4,500,000	4,500,000	5,250,000
Transfer - Out	(108,051,078)	(113,043,914)	(112,269,625)	(114,893,072)	(110,107,903)
Intergovernmental Transfers Total	<u>(98,695,014)</u>	<u>(106,773,036)</u>	<u>(107,769,625)</u>	<u>(110,393,072)</u>	<u>(104,857,903)</u>
<b>Interfund Transfers</b>					
Transfer - In	-	150,482	-	9,300,370	-
Transfer - Out	(39,155,739)	(29,678,477)	(22,235,186)	(22,629,072)	(17,448,770)
Interfund Transfers Total	<u>(39,155,739)</u>	<u>(29,527,995)</u>	<u>(22,235,186)</u>	<u>(13,328,702)</u>	<u>(17,448,770)</u>
Sources / Uses Total	<u>(137,850,753)</u>	<u>(136,301,031)</u>	<u>(130,004,811)</u>	<u>(123,721,774)</u>	<u>(122,306,673)</u>
<b>Fund Balance</b>					
Net Change in Fund	6,443,120	6,221,554	(19,913,416)	(19,386,659)	(7,838,780)
Beginning Fund Balance	48,106,717	54,281,811	57,428,212	61,696,495	61,700,059
Ending Fund Balance	<u>54,549,837</u>	<u>60,503,365</u>	<u>37,514,796</u>	<u>42,309,836</u>	<u>53,861,279</u>



Seminole County Government  
Budget Comparison By Fund

**00101 Police Education Fund**

	FY 2007 Actual	FY 2008 Actual	FY 2009 Adopted	FY 2009 Amended	FY 2010 Adopted
<b><u>Revenue</u></b>					
Fines and Forfeitures	273,335	279,177	244,528	244,528	244,528
Interest Income	6,778	5,297	-	-	-
Revenue Total	<u>280,113</u>	<u>284,474</u>	<u>244,528</u>	<u>244,528</u>	<u>244,528</u>
<b><u>Expenditures</u></b>					
Operating	279,783	214,136	244,528	409,716	244,528
Expenditures Total	<u>279,783</u>	<u>214,136</u>	<u>244,528</u>	<u>409,716</u>	<u>244,528</u>
Revenues Over / (Under) Expenditures	329	70,338	-	(165,188)	-
<b><u>Sources / Uses</u></b>					
<b>Intergovernmental Transfers</b>					
Intergovernmental Transfers Total	-	-	-	-	-
Sources / Uses Total	-	-	-	-	-
<b><u>Fund Balance</u></b>					
Net Change in Fund	329	70,338	-	(165,188)	-
Beginning Fund Balance	94,520	94,849	-	165,188	-
Ending Fund Balance	<u>94,849</u>	<u>165,187</u>	<u>-</u>	<u>-</u>	<u>-</u>





Seminole County Government  
Budget Comparison By Fund

**00102 Tank Inspection Fund**

	FY 2007 Actual	FY 2008 Actual	FY 2009 Adopted	FY 2009 Amended	FY 2010 Adopted
<b>Revenue</b>					
Grants (Federal/State/Local)	138,638	114,096	280,914	247,460	155,143
Interest Income	7,019	3,990	-	-	-
Miscellaneous Revenues	110	1,179	-	-	-
Revenue Total	<u>145,766</u>	<u>119,265</u>	<u>280,914</u>	<u>247,460</u>	<u>155,143</u>
<b>Expenditures</b>					
Personal Services	128,783	107,569	150,246	150,246	106,322
Operating	29,193	10,720	119,742	86,288	36,599
Capital Equipment	20,445	-	-	-	-
Internal Charges / Other	-	7,840	10,926	10,926	12,222
Expenditures Total	<u>178,421</u>	<u>126,129</u>	<u>280,914</u>	<u>247,460</u>	<u>155,143</u>
Revenues Over / (Under) Expenditures	<u>(32,654)</u>	<u>(6,864)</u>	-	-	-
<b>Sources / Uses</b>					
<b>Interfund Transfers</b>					
Interfund Transfers Total	-	-	-	-	-
Sources / Uses Total	-	-	-	-	-
<b>Fund Balance</b>					
Net Change in Fund	(32,654)	(6,864)	-	-	-
Beginning Fund Balance	163,188	130,534	-	-	-
Ending Fund Balance	<u>130,534</u>	<u>123,670</u>	-	-	-



Seminole County Government  
Budget Comparison By Fund

**00103 Natural Land Endowment Fund**

	FY 2007 Actual	FY 2008 Actual	FY 2009 Adopted	FY 2009 Amended	FY 2010 Adopted
<b>Revenue</b>					
State Shared Revenues	118,922	14,385	-	-	-
Charges for Services	60	-	-	-	-
Interest Income	57,971	35,553	25,000	25,000	25,000
Miscellaneous Revenues	18,521	11,950	10,000	10,000	10,000
Revenue Total	<u>195,474</u>	<u>61,888</u>	<u>35,000</u>	<u>35,000</u>	<u>35,000</u>
<b>Expenditures</b>					
Personal Services	78,648	101,733	-	-	-
Operating	38,841	33,536	66,287	66,287	65,598
Capital Equipment	32,230	-	-	-	-
Internal Charges / Other	-	20,964	38,150	38,150	44,346
Capital Outlay	-	-	-	21,900	566
Expenditures Total	<u>149,719</u>	<u>156,233</u>	<u>104,437</u>	<u>126,337</u>	<u>110,510</u>
Revenues Over / (Under) Expenditures	<u>45,756</u>	<u>(94,345)</u>	<u>(69,437)</u>	<u>(91,337)</u>	<u>(75,510)</u>
<b>Sources / Uses</b>					
<b>Interfund Transfers</b>					
Interfund Transfers Total	-	-	-	-	-
Sources / Uses Total	-	-	-	-	-
<b>Fund Balance</b>					
Net Change in Fund	45,756	(94,345)	(69,437)	(91,337)	(75,510)
Beginning Fund Balance	1,058,585	1,099,781	793,437	1,005,436	932,657
Ending Fund Balance	<u>1,104,341</u>	<u>1,005,436</u>	<u>724,000</u>	<u>914,099</u>	<u>857,147</u>



Seminole County Government  
Budget Comparison By Fund

**00104 Boating Improvement Fund**

	FY 2007 Actual	FY 2008 Actual	FY 2009 Adopted	FY 2009 Amended	FY 2010 Adopted
<b><u>Revenue</u></b>					
State Shared Revenues	100,552	89,781	100,000	100,000	85,000
Interest Income	20,905	16,988	6,000	6,000	6,000
Revenue Total	<u>121,457</u>	<u>106,769</u>	<u>106,000</u>	<u>106,000</u>	<u>91,000</u>
<b><u>Expenditures</u></b>					
Grants and Aid	50,532	-	99,663	99,663	-
Expenditures Total	<u>50,532</u>	<u>-</u>	<u>99,663</u>	<u>99,663</u>	<u>-</u>
Revenues Over / (Under) Expenditures	70,925	106,769	6,337	6,337	91,000
<b><u>Fund Balance</u></b>					
Net Change in Fund	70,925	106,769	6,337	6,337	91,000
Beginning Fund Balance	383,667	454,592	560,592	561,361	552,698
Ending Fund Balance	<u>454,592</u>	<u>561,361</u>	<u>566,929</u>	<u>567,698</u>	<u>643,698</u>



Seminole County Government  
Budget Comparison By Fund

**00106 Petroleum Clean Up Fund**

	FY 2007 Actual	FY 2008 Actual	FY 2009 Adopted	FY 2009 Amended	FY 2010 Adopted
<b>Revenue</b>					
Grants (Federal/State/Local)	542,313	300,909	405,017	442,445	337,584
Interest Income	11,674	7,119	-	-	-
Miscellaneous Revenues	124	37	-	-	-
Revenue Total	<u>554,111</u>	<u>308,065</u>	<u>405,017</u>	<u>442,445</u>	<u>337,584</u>
<b>Expenditures</b>					
Personal Services	419,696	388,038	338,854	338,854	251,124
Operating	68,046	38,330	51,105	88,533	70,762
Internal Charges / Other	-	9,157	15,058	15,058	15,698
Expenditures Total	<u>487,741</u>	<u>435,525</u>	<u>405,017</u>	<u>442,445</u>	<u>337,584</u>
Revenues Over / (Under) Expenditures	66,370	(127,460)	-	-	-
<b>Sources / Uses</b>					
<b>Interfund Transfers</b>					
Interfund Transfers Total	-	-	-	-	-
Sources / Uses Total	-	-	-	-	-
<b>Fund Balance</b>					
Net Change in Fund	66,370	(127,460)	-	-	-
Beginning Fund Balance	210,421	276,790	-	-	-
Ending Fund Balance	<u>276,790</u>	<u>149,330</u>	-	-	-



Seminole County Government  
Budget Comparison By Fund

**00108 Facilities Maintenance Fund**

	FY 2007 Actual	FY 2008 Actual	FY 2009 Adopted	FY 2009 Amended	FY 2010 Adopted
<b>Revenue</b>					
Interest Income	-	15,836	-	-	-
Miscellaneous Revenues	-	-	-	125,486	-
Revenue Total	-	15,836	-	125,486	-
<b>Expenditures</b>					
Contra Expenditures	-	(85,685)	(309,000)	(309,000)	(338,048)
Operating	-	179,858	1,380,500	1,380,500	1,212,740
Capital Outlay	-	253,127	804,901	946,255	240,210
Expenditures Total	-	347,300	1,876,401	2,017,755	1,114,902
Revenues Over / (Under) Expenditures	-	(331,464)	(1,876,401)	(1,892,269)	(1,114,902)
<b>Sources / Uses</b>					
<b>Interfund Transfers</b>					
Transfer - In	-	1,670,500	1,071,500	1,071,500	599,692
Interfund Transfers Total	-	1,670,500	1,071,500	1,071,500	599,692
Sources / Uses Total	-	1,670,500	1,071,500	1,071,500	599,692
<b>Fund Balance</b>					
Net Change in Fund	-	1,339,036	(804,901)	(820,769)	(515,210)
Beginning Fund Balance	-	-	804,901	1,339,035	1,033,476
Ending Fund Balance	-	1,339,036	-	518,266	518,266



Seminole County Government  
Budget Comparison By Fund

**10101 Transportation Trust Fund**

	FY 2007 Actual	FY 2008 Actual	FY 2009 Adopted	FY 2009 Amended	FY 2010 Adopted
<b>Revenue</b>					
Taxes - Ad Valorem	1,784,921	1,739,783	1,698,779	1,698,779	1,513,873
Taxes - Other	7,829,773	7,734,793	7,664,879	7,200,000	7,200,000
Grants (Federal/State/Local)	485,498	374,623	-	-	-
State Shared Revenues	5,590,787	5,231,658	5,374,761	4,955,000	6,955,000
Charges for Services	41,591	15,950	899,950	959,890	954,950
Interest Income	286,586	329,811	320,000	320,000	157,000
Miscellaneous Revenues	1,006,361	1,320,276	120,000	120,000	95,000
Revenue Total	<u>17,025,517</u>	<u>16,746,894</u>	<u>16,078,369</u>	<u>15,253,669</u>	<u>16,875,823</u>
<b>Expenditures</b>					
Personal Services	14,072,578	12,297,599	11,226,604	11,245,194	8,134,396
Contra Expenditures	-	-	-	-	(440,000)
Operating	6,232,487	5,036,810	5,827,841	5,868,439	3,538,173
Capital Equipment	1,761,108	390,364	20,225	220,471	73,605
Internal Charges / Other	-	2,147,711	3,054,586	3,054,586	3,368,930
Capital Outlay	5,102,381	4,124,729	4,517,377	4,936,334	5,176,284
Grants and Aid	10,714	23,865	10,714	11,466	10,819
Expenditures Total	<u>27,179,268</u>	<u>24,021,078</u>	<u>24,657,347</u>	<u>25,336,490</u>	<u>19,862,207</u>
Revenues Over / (Under) Expenditures	<u>(10,153,751)</u>	<u>(7,274,184)</u>	<u>(8,578,978)</u>	<u>(10,082,821)</u>	<u>(2,986,384)</u>
<b>Sources / Uses</b>					
<b>Intergovernmental Transfers</b>					
Transfer - In	5,647	-	-	-	-
Transfer - Out	(24,642)	(25,079)	(25,657)	(25,657)	(24,944)
Intergovernmental Transfers Total	<u>(18,995)</u>	<u>(25,079)</u>	<u>(25,657)</u>	<u>(25,657)</u>	<u>(24,944)</u>
<b>Interfund Transfers</b>					
Transfer - In	12,495,565	10,011,936	4,976,550	4,976,550	730,830
Transfer - Out	(1,223,163)	(1,253,299)	(1,250,024)	(1,290,228)	(1,218,857)
Interfund Transfers Total	<u>11,272,402</u>	<u>8,758,637</u>	<u>3,726,526</u>	<u>3,686,322</u>	<u>(488,027)</u>
Sources / Uses Total	<u>11,253,407</u>	<u>8,733,558</u>	<u>3,700,869</u>	<u>3,660,665</u>	<u>(512,971)</u>
<b>Fund Balance</b>					
Net Change in Fund	1,099,657	1,459,374	(4,878,109)	(6,422,156)	(3,499,355)
Beginning Fund Balance	10,397,148	10,758,977	8,644,007	11,382,376	6,296,491
Ending Fund Balance	<u>11,496,805</u>	<u>12,218,351</u>	<u>3,765,898</u>	<u>4,960,220</u>	<u>2,797,136</u>



Seminole County Government  
Budget Comparison By Fund

**10102 Ninth-cent Fuel Tax Fund**

	FY 2007 Actual	FY 2008 Actual	FY 2009 Adopted	FY 2009 Amended	FY 2010 Adopted
<b>Revenue</b>					
Taxes - Other	2,224,888	2,194,586	2,200,000	2,000,000	2,000,000
Interest Income	760	12,648	-	-	-
Miscellaneous Revenues	86,456	89,247	-	-	-
Revenue Total	<u>2,312,104</u>	<u>2,296,481</u>	<u>2,200,000</u>	<u>2,000,000</u>	<u>2,000,000</u>
<b>Expenditures</b>					
Operating	5,021,898	4,389,805	5,438,750	5,132,791	4,344,351
Expenditures Total	<u>5,021,898</u>	<u>4,389,805</u>	<u>5,438,750</u>	<u>5,132,791</u>	<u>4,344,351</u>
Revenues Over / (Under) Expenditures	(2,709,793)	(2,093,324)	(3,238,750)	(3,132,791)	(2,344,351)
<b>Sources / Uses</b>					
<b>Interfund Transfers</b>					
Transfer - In	2,592,792	1,946,992	3,069,741	3,069,741	2,175,342
Interfund Transfers Total	<u>2,592,792</u>	<u>1,946,992</u>	<u>3,069,741</u>	<u>3,069,741</u>	<u>2,175,342</u>
Sources / Uses Total	<u>2,592,792</u>	<u>1,946,992</u>	<u>3,069,741</u>	<u>3,069,741</u>	<u>2,175,342</u>
<b>Fund Balance</b>					
Net Change in Fund	(117,001)	(146,332)	(169,009)	(63,050)	(169,009)
Beginning Fund Balance	326,383	209,382	169,009	63,050	169,009
Ending Fund Balance	<u>209,382</u>	<u>63,050</u>	<u>-</u>	<u>-</u>	<u>-</u>



Seminole County Government  
Budget Comparison By Fund

**10400 Building Program Fund**

	FY 2007 Actual	FY 2008 Actual	FY 2009 Adopted	FY 2009 Amended	FY 2010 Adopted
<b>Revenue</b>					
Grants (Federal/State/Local)	-	1,546	-	-	-
Charges for Services	4,661,064	2,941,079	3,013,500	1,903,500	1,956,000
Interest Income	176,193	97,032	110,000	50,000	25,000
Miscellaneous Revenues	105,354	54,255	25,000	10,000	15,000
Revenue Total	<u>4,942,611</u>	<u>3,093,912</u>	<u>3,148,500</u>	<u>1,963,500</u>	<u>1,996,000</u>
<b>Expenditures</b>					
Personal Services	6,110,161	3,261,545	2,668,719	2,668,719	2,017,277
Operating	712,574	94,271	192,521	192,521	142,414
Capital Equipment	49,031	25,468	-	-	-
Internal Charges / Other	-	379,214	409,534	409,534	700,300
Capital Outlay	27,582	-	-	-	-
Expenditures Total	<u>6,899,348</u>	<u>3,760,498</u>	<u>3,270,774</u>	<u>3,270,774</u>	<u>2,859,991</u>
Revenues Over / (Under) Expenditures	<u>(1,956,737)</u>	<u>(666,586)</u>	<u>(122,274)</u>	<u>(1,307,274)</u>	<u>(863,991)</u>
<b>Sources / Uses</b>					
<b>Interfund Transfers</b>					
Transfer - In	1,000,000	-	-	-	-
Interfund Transfers Total	<u>1,000,000</u>	<u>-</u>	<u>-</u>	<u>-</u>	<u>-</u>
Sources / Uses Total	<u>1,000,000</u>	<u>-</u>	<u>-</u>	<u>-</u>	<u>-</u>
<b>Fund Balance</b>					
Net Change in Fund	(956,737)	(666,586)	(122,274)	(1,307,274)	(863,991)
Beginning Fund Balance	3,854,719	2,897,983	1,957,009	2,231,397	1,103,523
Ending Fund Balance	<u>2,897,983</u>	<u>2,231,397</u>	<u>1,834,735</u>	<u>924,123</u>	<u>239,532</u>





Seminole County Government  
Budget Comparison By Fund

**11000 Tourist Development Fund/ 3% Tax**

	FY 2007 Actual	FY 2008 Actual	FY 2009 Adopted	FY 2009 Amended	FY 2010 Adopted
<b>Revenue</b>					
Taxes - Other	2,431,739	2,315,773	2,325,000	1,890,000	1,800,000
Interest Income	175,129	126,444	50,000	50,000	50,000
Miscellaneous Revenues	824	16,876	-	-	-
Revenue Total	<u>2,607,693</u>	<u>2,459,093</u>	<u>2,375,000</u>	<u>1,940,000</u>	<u>1,850,000</u>
<b>Expenditures</b>					
Personal Services	368,548	381,794	459,791	459,791	50,562
Operating	1,286,640	1,297,101	1,397,737	1,384,012	37,975
Internal Charges / Other	-	159,464	138,996	138,996	-
Capital Outlay	-	-	-	13,725	-
Debt Services	195,512	199,527	199,080	749,080	-
Grants and Aid	340,000	340,000	390,000	390,000	265,000
Expenditures Total	<u>2,190,700</u>	<u>2,377,886</u>	<u>2,585,604</u>	<u>3,135,604</u>	<u>353,537</u>
Revenues Over / (Under) Expenditures	<u>416,993</u>	<u>81,207</u>	<u>(210,604)</u>	<u>(1,195,604)</u>	<u>1,496,463</u>
<b>Sources / Uses</b>					
<b>Interfund Transfers</b>					
Interfund Transfers Total	-	-	-	-	-
Sources / Uses Total	-	-	-	-	-
<b>Fund Balance</b>					
Net Change in Fund	416,993	81,207	(210,604)	(1,195,604)	1,496,463
Beginning Fund Balance	3,159,575	3,576,568	3,623,894	3,657,777	2,462,173
Ending Fund Balance	<u>3,576,568</u>	<u>3,657,775</u>	<u>3,413,290</u>	<u>2,462,173</u>	<u>3,958,636</u>



Seminole County Government  
Budget Comparison By Fund

**11001 Tourist Dev - Prof Sports Franchise/ 2% Tax**

	FY 2007 Actual	FY 2008 Actual	FY 2009 Adopted	FY 2009 Amended	FY 2010 Adopted
<b><u>Revenue</u></b>					
Taxes - Other	-	-	-	-	1,200,000
Revenue Total	-	-	-	-	1,200,000
<b><u>Expenditures</u></b>					
Personal Services	-	-	-	-	352,037
Operating	-	-	-	-	1,045,131
Internal Charges / Other	-	-	-	-	130,449
Expenditures Total	-	-	-	-	1,527,617
Revenues Over / (Under) Expenditures	-	-	-	-	(327,617)
<b><u>Fund Balance</u></b>					
Net Change in Fund	-	-	-	-	(327,617)
Beginning Fund Balance	-	-	-	-	892,500
Ending Fund Balance	-	-	-	-	564,883



Seminole County Government  
Budget Comparison By Fund

**11200 Fire Protection Fund**

	FY 2007 Actual	FY 2008 Actual	FY 2009 Adopted	FY 2009 Amended	FY 2010 Adopted
<b>Revenue</b>					
Taxes - Ad Valorem	46,430,402	46,182,612	48,001,122	48,001,122	42,371,888
Grants (Federal/State/Local)	7,994	131,976	-	-	-
State Shared Revenues	75,102	89,024	75,000	75,000	75,000
Charges for Services	3,141,943	3,909,708	3,300,000	3,300,000	4,000,000
Interest Income	1,833,591	1,571,856	600,000	600,000	600,000
Miscellaneous Revenues	160,215	330,625	-	-	-
Revenue Total	<u>51,649,246</u>	<u>52,215,801</u>	<u>51,976,122</u>	<u>51,976,122</u>	<u>47,046,888</u>
<b>Expenditures</b>					
Personal Services	30,057,599	31,110,291	37,322,367	37,322,367	37,548,183
Operating	6,005,939	2,875,324	3,973,087	3,945,933	3,678,636
Capital Equipment	2,118,413	1,247,811	1,471,807	1,759,378	1,315,024
Internal Charges / Other	-	4,224,388	7,590,673	7,463,397	5,629,467
Capital Outlay	2,650,729	1,988,587	11,741,639	7,105,494	7,691,560
Grants and Aid	229,750	99,587	204,065	331,341	227,699
Expenditures Total	<u>41,062,431</u>	<u>41,545,988</u>	<u>62,303,638</u>	<u>57,927,910</u>	<u>56,090,569</u>
Revenues Over / (Under) Expenditures	<u>10,586,815</u>	<u>10,669,813</u>	<u>(10,327,516)</u>	<u>(5,951,788)</u>	<u>(9,043,681)</u>
<b>Sources / Uses</b>					
<b>Intergovernmental Transfers</b>					
Transfer - In	146,492	-	65,000	65,000	-
Transfer - Out	(634,555)	(654,343)	(664,586)	(664,586)	(678,468)
Intergovernmental Transfers Total	<u>(488,063)</u>	<u>(654,343)</u>	<u>(599,586)</u>	<u>(599,586)</u>	<u>(678,468)</u>
<b>Interfund Transfers</b>					
Transfer - In	-	6,231	-	61,674	-
Transfer - Out	-	(61,674)	-	-	-
Interfund Transfers Total	<u>-</u>	<u>(55,443)</u>	<u>-</u>	<u>61,674</u>	<u>-</u>
Sources / Uses Total	<u>(488,063)</u>	<u>(709,786)</u>	<u>(599,586)</u>	<u>(537,912)</u>	<u>(678,468)</u>
<b>Fund Balance</b>					
Net Change in Fund	10,098,752	9,960,027	(10,927,102)	(6,489,700)	(9,722,149)
Beginning Fund Balance	15,401,087	25,516,959	31,024,910	35,209,003	38,014,624
Ending Fund Balance	<u>25,499,839</u>	<u>35,476,986</u>	<u>20,097,808</u>	<u>28,719,303</u>	<u>28,292,475</u>



Seminole County Government  
Budget Comparison By Fund

**11400 Court Support Technology Fee Fund**

	FY 2007 Actual	FY 2008 Actual	FY 2009 Adopted	FY 2009 Amended	FY 2010 Adopted
<b>Revenue</b>					
Charges for Services	1,413,506	751,052	860,000	450,000	425,000
Interest Income	70,050	475,542	-	-	-
Miscellaneous Revenues	312	-	-	-	-
Revenue Total	<u>1,483,868</u>	<u>1,226,594</u>	<u>860,000</u>	<u>450,000</u>	<u>425,000</u>
<b>Expenditures</b>					
Personal Services	334,826	389,213	413,553	413,553	415,993
Operating	716,721	613,038	1,010,447	1,010,447	674,713
Capital Equipment	43,210	34,687	76,000	76,000	19,000
Internal Charges / Other	-	101,617	-	-	134,918
Expenditures Total	<u>1,094,756</u>	<u>1,138,555</u>	<u>1,500,000</u>	<u>1,500,000</u>	<u>1,244,624</u>
Revenues Over / (Under) Expenditures	<u>389,111</u>	<u>88,039</u>	<u>(640,000)</u>	<u>(1,050,000)</u>	<u>(819,624)</u>
<b>Sources / Uses</b>					
<b>Interfund Transfers</b>					
Transfer - In	-	-	-	-	450,000
Interfund Transfers Total	<u>-</u>	<u>-</u>	<u>-</u>	<u>-</u>	<u>450,000</u>
Sources / Uses Total	<u>-</u>	<u>-</u>	<u>-</u>	<u>-</u>	<u>450,000</u>
<b>Fund Balance</b>					
Net Change in Fund	389,111	88,039	(640,000)	(1,050,000)	(369,624)
Beginning Fund Balance	1,108,023	1,497,135	1,308,164	1,585,175	669,624
Ending Fund Balance	<u>1,497,135</u>	<u>1,585,174</u>	<u>668,164</u>	<u>535,175</u>	<u>300,000</u>



Seminole County Government  
Budget Comparison By Fund

**11500 Infrastructure Sales Tax Fund - 1991**

	FY 2007 Actual	FY 2008 Actual	FY 2009 Adopted	FY 2009 Amended	FY 2010 Adopted
<b>Revenue</b>					
Grants (Federal/State/Local)	3,741,802	1,000,000	-	-	-
Interest Income	7,111,789	3,275,998	3,591,246	3,591,246	812,667
Miscellaneous Revenues	2,170,953	14,175	706,223	710,761	605,668
Revenue Total	<u>13,024,544</u>	<u>4,290,173</u>	<u>4,297,469</u>	<u>4,302,007</u>	<u>1,418,335</u>
<b>Expenditures</b>					
Operating	-	8,445	-	-	12,000
Capital Outlay	21,294,662	9,711,004	34,875,379	36,800,016	20,486,507
Grants and Aid	763,000	9,523,000	2,310,000	38,374,000	4,260,081
Expenditures Total	<u>22,057,662</u>	<u>19,242,449</u>	<u>37,185,379</u>	<u>75,174,016</u>	<u>24,758,588</u>
Revenues Over / (Under) Expenditures	<u>(9,033,118)</u>	<u>(14,952,276)</u>	<u>(32,887,910)</u>	<u>(70,872,009)</u>	<u>(23,340,253)</u>
<b>Sources / Uses</b>					
<b>Interfund Transfers</b>					
Interfund Transfers Total	-	-	-	-	-
Sources / Uses Total	-	-	-	-	-
<b>Fund Balance</b>					
Net Change in Fund	(9,033,118)	(14,952,276)	(32,887,910)	(70,872,009)	(23,340,253)
Beginning Fund Balance	188,218,306	179,185,188	119,466,723	164,232,914	113,474,401
Ending Fund Balance	<u>179,185,188</u>	<u>164,232,912</u>	<u>86,578,813</u>	<u>93,360,905</u>	<u>90,134,148</u>



Seminole County Government  
Budget Comparison By Fund

**11541 Infrastructure Sales Tax Fund - 2001**

	FY 2007 Actual	FY 2008 Actual	FY 2009 Adopted	FY 2009 Amended	FY 2010 Adopted
<b><u>Revenue</u></b>					
Taxes - Other	40,535,008	37,616,346	46,011,485	39,480,090	43,946,893
Grants (Federal/State/Local)	969,947	900,000	3,500,000	3,760,701	-
Charges for Services	-	-	674,845	674,845	110,121
Interest Income	4,541,963	2,824,972	212,477	212,477	115,348
Miscellaneous Revenues	1,092,653	1,052,033	1,740,682	1,740,682	-
Revenue Total	<u>47,139,570</u>	<u>42,393,351</u>	<u>52,139,489</u>	<u>45,868,795</u>	<u>44,172,362</u>
<b><u>Expenditures</u></b>					
Operating	58,285	156,858	-	-	250,000
Capital Outlay	36,999,678	24,472,028	75,082,999	79,334,110	57,322,280
Debt Services	1,326,961	-	-	-	-
Grants and Aid	8,791,388	30,120,831	31,669,774	36,093,533	2,370,429
Expenditures Total	<u>47,176,312</u>	<u>54,749,717</u>	<u>106,752,773</u>	<u>115,427,643</u>	<u>59,942,709</u>
Revenues Over / (Under) Expenditures	<u>(36,742)</u>	<u>(12,356,366)</u>	<u>(54,613,284)</u>	<u>(69,558,848)</u>	<u>(15,770,347)</u>
<b><u>Sources / Uses</u></b>					
<b>Interfund Transfers</b>					
Transfer - In	-	-	-	452,152	-
Interfund Transfers Total	-	-	-	452,152	-
Sources / Uses Total	-	-	-	452,152	-
<b><u>Fund Balance</u></b>					
Net Change in Fund	(36,742)	(12,356,366)	(54,613,284)	(69,106,696)	(15,770,347)
Beginning Fund Balance	93,143,010	93,106,268	66,894,450	80,749,901	56,016,095
Ending Fund Balance	<u>93,106,268</u>	<u>80,749,902</u>	<u>12,281,166</u>	<u>11,643,205</u>	<u>40,245,748</u>



Seminole County Government  
Budget Comparison By Fund

**11800 EMS Trust Fund**

	FY 2007 Actual	FY 2008 Actual	FY 2009 Adopted	FY 2009 Amended	FY 2010 Adopted
<b>Revenue</b>					
Grants (Federal/State/Local)	124,496	31,640	532,528	537,284	663,784
Interest Income	-	-	2,500	2,500	2,500
Revenue Total	<u>124,496</u>	<u>31,640</u>	<u>535,028</u>	<u>539,784</u>	<u>666,284</u>
<b>Expenditures</b>					
Operating	124,496	3,847	535,028	539,784	636,284
Capital Equipment	-	27,792	-	-	-
Capital Outlay	-	-	-	-	30,000
Expenditures Total	<u>124,496</u>	<u>31,639</u>	<u>535,028</u>	<u>539,784</u>	<u>666,284</u>
Revenues Over / (Under) Expenditures	-	1	-	-	-
<b>Sources / Uses</b>					
<b>Interfund Transfers</b>					
Interfund Transfers Total	-	-	-	-	-
Sources / Uses Total	-	-	-	-	-
<b>Fund Balance</b>					
Net Change in Fund	-	1	-	-	-
Beginning Fund Balance	(1)	-	-	-	-
Ending Fund Balance	<u>(1)</u>	<u>1</u>	<u>-</u>	<u>-</u>	<u>-</u>



Seminole County Government  
Budget Comparison By Fund

**11901 Community Development Block Grant**

	FY 2007 Actual	FY 2008 Actual	FY 2009 Adopted	FY 2009 Amended	FY 2010 Adopted
<b>Revenue</b>					
Grants (Federal/State/Local)	3,418,177	2,662,057	5,256,774	4,876,597	5,477,728
Revenue Total	<u>3,418,177</u>	<u>2,662,057</u>	<u>5,256,774</u>	<u>4,876,597</u>	<u>5,477,728</u>
<b>Expenditures</b>					
Personal Services	334,991	513,055	563,397	475,522	397,656
Operating	405,938	346,056	2,583,337	2,533,337	2,508,105
Capital Equipment	10,029	-	-	-	-
Internal Charges / Other	-	2,132	3,915	3,915	3,703
Capital Outlay	746,696	697,621	712,840	895,317	487,925
Grants and Aid	1,983,182	1,092,178	1,393,285	968,506	2,080,339
Expenditures Total	<u>3,480,835</u>	<u>2,651,042</u>	<u>5,256,774</u>	<u>4,876,597</u>	<u>5,477,728</u>
Revenues Over / (Under) Expenditures	(62,658)	11,015	-	-	-
<b>Fund Balance</b>					
Net Change in Fund	(62,658)	11,015	-	-	-
Beginning Fund Balance	(34,199)	(98,311)	-	-	-
Ending Fund Balance	<u>(96,858)</u>	<u>(87,296)</u>	-	-	-





Seminole County Government  
Budget Comparison By Fund

**11902 HOME Program Grant**

	FY 2007 Actual	FY 2008 Actual	FY 2009 Adopted	FY 2009 Amended	FY 2010 Adopted
<b>Revenue</b>					
Grants (Federal/State/Local)	1,345,590	1,770,501	3,309,899	3,023,062	2,698,616
Interest Income	664	16	-	-	-
Revenue Total	<u>1,346,253</u>	<u>1,770,517</u>	<u>3,309,899</u>	<u>3,023,062</u>	<u>2,698,616</u>
<b>Expenditures</b>					
Personal Services	89,007	52,218	74,361	74,361	80,318
Operating	7,353	60,486	88,895	91,536	129,301
Internal Charges / Other	-	-	-	-	344
Grants and Aid	1,238,248	1,660,718	3,146,643	2,857,165	2,488,653
Expenditures Total	<u>1,334,608</u>	<u>1,773,422</u>	<u>3,309,899</u>	<u>3,023,062</u>	<u>2,698,616</u>
Revenues Over / (Under) Expenditures	11,645	(2,905)	-	-	-
<b>Fund Balance</b>					
Net Change in Fund	11,645	(2,905)	-	-	-
Beginning Fund Balance	51,377	63,022	-	-	-
Ending Fund Balance	<u>63,022</u>	<u>60,117</u>	-	-	-



Seminole County Government  
Budget Comparison By Fund

**11904 Emergency Shelter Grants**

	FY 2007 Actual	FY 2008 Actual	FY 2009 Adopted	FY 2009 Amended	FY 2010 Adopted
<b>Revenue</b>					
Grants (Federal/State/Local)	105,252	106,251	106,525	106,525	106,258
Revenue Total	105,252	106,251	106,525	106,525	106,258
<b>Expenditures</b>					
Operating	31,500	31,875	31,957	31,957	13,258
Grants and Aid	73,752	74,376	74,568	74,568	93,000
Expenditures Total	105,252	106,251	106,525	106,525	106,258
Revenues Over / (Under) Expenditures	-	-	-	-	-
<b>Fund Balance</b>					
Net Change in Fund	-	-	-	-	-
Beginning Fund Balance	(1)	(1)	-	-	-
Ending Fund Balance	(1)	(1)	-	-	-



Seminole County Government  
Budget Comparison By Fund

**11905 Community Svc Block Grant**

	FY 2007 Actual	FY 2008 Actual	FY 2009 Adopted	FY 2009 Amended	FY 2010 Adopted
<b>Revenue</b>					
Grants (Federal/State/Local)	234,598	231,979	230,521	246,352	231,805
Interest Income	100	70	-	-	-
Revenue Total	<u>234,698</u>	<u>232,049</u>	<u>230,521</u>	<u>246,352</u>	<u>231,805</u>
<b>Expenditures</b>					
Personal Services	118,811	92,467	117,162	102,162	97,197
Operating	120,562	158,921	111,849	142,680	132,969
Internal Charges / Other	-	1,021	1,510	1,510	1,639
Expenditures Total	<u>239,373</u>	<u>252,409</u>	<u>230,521</u>	<u>246,352</u>	<u>231,805</u>
Revenues Over / (Under) Expenditures	(4,675)	(20,360)	-	-	-
<b>Sources / Uses</b>					
<b>Interfund Transfers</b>					
Transfer - In	4,775	20,431	-	-	-
Interfund Transfers Total	<u>4,775</u>	<u>20,431</u>	<u>-</u>	<u>-</u>	<u>-</u>
Sources / Uses Total	<u>4,775</u>	<u>20,431</u>	<u>-</u>	<u>-</u>	<u>-</u>
<b>Fund Balance</b>					
Net Change in Fund	100	71	-	-	-
Beginning Fund Balance	(79)	21	-	-	-
Ending Fund Balance	<u>21</u>	<u>92</u>	<u>-</u>	<u>-</u>	<u>-</u>



Seminole County Government  
Budget Comparison By Fund

**11908 Disaster Preparedness**

	FY 2007 Actual	FY 2008 Actual	FY 2009 Adopted	FY 2009 Amended	FY 2010 Adopted
<b>Revenue</b>					
Grants (Federal/State/Local)	134,889	132,111	77,219	203,894	183,876
Interest Income	-	10	-	-	-
Miscellaneous Revenues	1	3,099	-	-	-
Revenue Total	<u>134,890</u>	<u>135,220</u>	<u>77,219</u>	<u>203,894</u>	<u>183,876</u>
<b>Expenditures</b>					
Personal Services	2,601	23,011	13,641	22,436	8,734
Operating	94,824	100,160	63,578	138,866	175,142
Capital Equipment	37,746	8,940	-	42,592	-
Expenditures Total	<u>135,171</u>	<u>132,111</u>	<u>77,219</u>	<u>203,894</u>	<u>183,876</u>
Revenues Over / (Under) Expenditures	(281)	3,109	-	-	-
<b>Sources / Uses</b>					
<b>Interfund Transfers</b>					
Interfund Transfers Total	-	-	-	-	-
Sources / Uses Total	-	-	-	-	-
<b>Fund Balance</b>					
Net Change in Fund	(281)	3,109	-	-	-
Beginning Fund Balance	12,133	11,852	-	-	-
Ending Fund Balance	<u>11,852</u>	<u>14,961</u>	-	-	-



Seminole County Government  
Budget Comparison By Fund

**11912 Public Safety Grants (State)**

	FY 2007 Actual	FY 2008 Actual	FY 2009 Adopted	FY 2009 Amended	FY 2010 Adopted
<b>Revenue</b>					
Grants (Federal/State/Local)	614,257	6,589	11,638	11,700	5,640
Interest Income	19	140	-	-	-
Revenue Total	<u>614,276</u>	<u>6,729</u>	<u>11,638</u>	<u>11,700</u>	<u>5,640</u>
<b>Expenditures</b>					
Personal Services	-	705	3,858	3,858	3,858
Operating	6,060	796	7,780	1,542	1,782
Capital Equipment	-	-	-	6,300	-
Grants and Aid	610,477	-	-	-	-
Expenditures Total	<u>616,537</u>	<u>1,501</u>	<u>11,638</u>	<u>11,700</u>	<u>5,640</u>
Revenues Over / (Under) Expenditures	(2,261)	5,228	-	-	-
<b>Fund Balance</b>					
Net Change in Fund	(2,261)	5,228	-	-	-
Beginning Fund Balance	2,975	714	-	-	-
Ending Fund Balance	<u>714</u>	<u>5,942</u>	<u>-</u>	<u>-</u>	<u>-</u>



Seminole County Government  
Budget Comparison By Fund

**11913 Public Safety Grants (Other)**

	FY 2007 Actual	FY 2008 Actual	FY 2009 Adopted	FY 2009 Amended	FY 2010 Adopted
<b><u>Revenue</u></b>					
Grants (Federal/State/Local)	-	-	1,706,670	1,723,588	73,315
State Shared Revenues	-	7,250	10,000	10,292	9,545
Miscellaneous Revenues	1,014	-	-	-	-
Revenue Total	<u>1,014</u>	<u>7,250</u>	<u>1,716,670</u>	<u>1,733,880</u>	<u>82,860</u>
<b><u>Expenditures</u></b>					
Operating	-	-	10,000	10,292	9,545
Capital Equipment	-	-	1,706,670	1,723,588	73,315
Expenditures Total	<u>-</u>	<u>-</u>	<u>1,716,670</u>	<u>1,733,880</u>	<u>82,860</u>
Revenues Over / (Under) Expenditures	1,014	7,250	-	-	-
<b><u>Fund Balance</u></b>					
Net Change in Fund	1,014	7,250	-	-	-
Beginning Fund Balance	(1,014)	-	-	-	-
Ending Fund Balance	<u>-</u>	<u>7,250</u>	<u>-</u>	<u>-</u>	<u>-</u>



Seminole County Government  
Budget Comparison By Fund

**11914 FRDAP Grants**

	FY 2007 Actual	FY 2008 Actual	FY 2009 Adopted	FY 2009 Amended	FY 2010 Adopted
<b>Revenue</b>					
Grants (Federal/State/Local)	-	-	411,892	411,892	408,296
Revenue Total	-	-	411,892	411,892	408,296
<b>Expenditures</b>					
Operating	-	-	15,600	15,600	15,600
Capital Outlay	-	-	396,292	396,292	392,696
Expenditures Total	-	-	411,892	411,892	408,296
Revenues Over / (Under) Expenditures	-	-	-	-	-
<b>Fund Balance</b>					
Net Change in Fund	-	-	-	-	-
Beginning Fund Balance	-	-	-	-	-
Ending Fund Balance	-	-	-	-	-



Seminole County Government  
Budget Comparison By Fund

**11915 Public Safety Grants (Federal)**

	FY 2007 Actual	FY 2008 Actual	FY 2009 Adopted	FY 2009 Amended	FY 2010 Adopted
<b><u>Revenue</u></b>					
Grants (Federal/State/Local)	204,198	655,787	68,535	157,910	91,309
Interest Income	7	-	-	-	-
Revenue Total	<u>204,205</u>	<u>655,787</u>	<u>68,535</u>	<u>157,910</u>	<u>91,309</u>
<b><u>Expenditures</u></b>					
Operating	144,310	210,707	68,535	157,910	91,309
Capital Equipment	60,648	472,771	-	-	-
Expenditures Total	<u>204,958</u>	<u>683,478</u>	<u>68,535</u>	<u>157,910</u>	<u>91,309</u>
Revenues Over / (Under) Expenditures	(753)	(27,691)	-	-	-
<b><u>Fund Balance</u></b>					
Net Change in Fund	(753)	(27,691)	-	-	-
Beginning Fund Balance	1,195	442	-	-	-
Ending Fund Balance	<u>442</u>	<u>(27,249)</u>	<u>-</u>	<u>-</u>	<u>-</u>





**Seminole County Government  
Budget Comparison By Fund**

**11916 Public Works Grants**

	FY 2007 Actual	FY 2008 Actual	FY 2009 Adopted	FY 2009 Amended	FY 2010 Adopted
<b>Revenue</b>					
Grants (Federal/State/Local)	2,133,012	1,857,824	8,519,825	16,303,868	4,022,150
State Shared Revenues	-	-	1,828,436	1,559,812	282,854
Interest Income	-	1,648	-	-	-
Revenue Total	<u>2,133,012</u>	<u>1,859,472</u>	<u>10,348,261</u>	<u>17,863,680</u>	<u>4,305,004</u>
<b>Expenditures</b>					
Operating	-	88,764	95,968	434,489	52,054
Capital Equipment	-	-	11,500	11,500	-
Capital Outlay	2,323,350	992,017	10,240,793	17,295,484	4,252,846
Grants and Aid	-	277,793	-	122,207	104
Expenditures Total	<u>2,323,350</u>	<u>1,358,574</u>	<u>10,348,261</u>	<u>17,863,680</u>	<u>4,305,004</u>
Revenues Over / (Under) Expenditures	<u>(190,338)</u>	<u>500,898</u>	<u>-</u>	<u>-</u>	<u>-</u>
<b>Sources / Uses</b>					
<b>Interfund Transfers</b>					
Transfer - Out	-	-	-	(464,418)	-
Interfund Transfers Total	<u>-</u>	<u>-</u>	<u>-</u>	<u>(464,418)</u>	<u>-</u>
Sources / Uses Total	<u>-</u>	<u>-</u>	<u>-</u>	<u>(464,418)</u>	<u>-</u>
<b>Fund Balance</b>					
Net Change in Fund	(190,338)	500,898	-	(464,418)	-
Beginning Fund Balance	2,933	(187,405)	-	464,418	-
Ending Fund Balance	<u>(187,405)</u>	<u>313,493</u>	<u>-</u>	<u>-</u>	<u>-</u>



Seminole County Government  
Budget Comparison By Fund

**11917 Leisure Services Grants**

	FY 2007 Actual	FY 2008 Actual	FY 2009 Adopted	FY 2009 Amended	FY 2010 Adopted
<b><u>Revenue</u></b>					
Grants (Federal/State/Local)	84,862	-	-	175,000	175,000
Revenue Total	<u>84,862</u>	<u>-</u>	<u>-</u>	<u>175,000</u>	<u>175,000</u>
<b><u>Expenditures</u></b>					
Operating	106,308	-	-	150,000	150,000
Capital Outlay	-	-	-	25,000	25,000
Expenditures Total	<u>106,308</u>	<u>-</u>	<u>-</u>	<u>175,000</u>	<u>175,000</u>
Revenues Over / (Under) Expenditures	(21,446)	-	-	-	-
<b><u>Sources / Uses</u></b>					
<b>Interfund Transfers</b>					
Transfer - In	-	-	-	21,447	-
Interfund Transfers Total	<u>-</u>	<u>-</u>	<u>-</u>	<u>21,447</u>	<u>-</u>
Sources / Uses Total	<u>-</u>	<u>-</u>	<u>-</u>	<u>21,447</u>	<u>-</u>
<b><u>Fund Balance</u></b>					
Net Change in Fund	(21,446)	-	-	21,447	-
Beginning Fund Balance	-	-	-	(21,447)	-
Ending Fund Balance	<u>(21,446)</u>	<u>-</u>	<u>-</u>	<u>-</u>	<u>-</u>



Seminole County Government  
Budget Comparison By Fund

**11919 Community Services Grants**

	FY 2007 Actual	FY 2008 Actual	FY 2009 Adopted	FY 2009 Amended	FY 2010 Adopted
<b>Revenue</b>					
Grants (Federal/State/Local)	101,673	187,186	480,000	442,102	296,489
Revenue Total	101,673	187,186	480,000	442,102	296,489
<b>Expenditures</b>					
Operating	6,828	17,826	40,000	34,070	21,278
Grants and Aid	94,845	169,360	440,000	408,032	275,211
Expenditures Total	101,673	187,186	480,000	442,102	296,489
Revenues Over / (Under) Expenditures	-	-	-	-	-
<b>Fund Balance</b>					
Net Change in Fund	-	-	-	-	-
Beginning Fund Balance	-	-	-	-	-
Ending Fund Balance	-	-	-	-	-



Seminole County Government  
Budget Comparison By Fund

**11920 Neighborhood Stabilization Program**

	FY 2007 Actual	FY 2008 Actual	FY 2009 Adopted	FY 2009 Amended	FY 2010 Adopted
<b><u>Revenue</u></b>					
Miscellaneous Revenues	-	-	-	7,019,514	6,326,715
Revenue Total	-	-	-	7,019,514	6,326,715
<b><u>Expenditures</u></b>					
Personal Services	-	-	-	325,000	325,000
Operating	-	-	-	376,951	365,887
Grants and Aid	-	-	-	6,317,563	5,635,828
Expenditures Total	-	-	-	7,019,514	6,326,715
Revenues Over / (Under) Expenditures	-	-	-	-	-
<b><u>Fund Balance</u></b>					
Net Change in Fund	-	-	-	-	-
Beginning Fund Balance	-	-	-	-	-
Ending Fund Balance	-	-	-	-	-



Seminole County Government  
Budget Comparison By Fund

**11922 ARRA - Public Works Stimulus Grants**

	FY 2007 Actual	FY 2008 Actual	FY 2009 Adopted	FY 2009 Amended	FY 2010 Adopted
<b><u>Revenue</u></b>					
Grants (Federal/State/Local)	-	-	-	4,296,000	4,296,000
Revenue Total	-	-	-	4,296,000	4,296,000
<b><u>Expenditures</u></b>					
Capital Outlay	-	-	-	4,296,000	4,296,000
Expenditures Total	-	-	-	4,296,000	4,296,000
Revenues Over / (Under) Expenditures	-	-	-	-	-
<b><u>Fund Balance</u></b>					
Net Change in Fund	-	-	-	-	-
Beginning Fund Balance	-	-	-	-	-
Ending Fund Balance	-	-	-	-	-



Seminole County Government  
Budget Comparison By Fund

**11923 ARRA - Community Services Stimulus Grants**

	FY 2007 Actual	FY 2008 Actual	FY 2009 Adopted	FY 2009 Amended	FY 2010 Adopted
<b><u>Revenue</u></b>					
Grants (Federal/State/Local)	-	-	-	2,017,703	2,017,703
Revenue Total	-	-	-	2,017,703	2,017,703
<b><u>Expenditures</u></b>					
Personal Services	-	-	-	188,845	188,845
Operating	-	-	-	1,245,476	1,245,476
Capital Outlay	-	-	-	128,367	128,367
Grants and Aid	-	-	-	455,015	455,015
Expenditures Total	-	-	-	2,017,703	2,017,703
Revenues Over / (Under) Expenditures	-	-	-	-	-
<b><u>Fund Balance</u></b>					
Net Change in Fund	-	-	-	-	-
Beginning Fund Balance	-	-	-	-	-
Ending Fund Balance	-	-	-	-	-



Seminole County Government  
Budget Comparison By Fund

**11924 ARRA - Planning & Dev Stimulus**

	FY 2007 Actual	FY 2008 Actual	FY 2009 Adopted	FY 2009 Amended	FY 2010 Adopted
<b><u>Revenue</u></b>					
Grants (Federal/State/Local)	-	-	-	250,000	247,250
Revenue Total	-	-	-	250,000	247,250
<b><u>Expenditures</u></b>					
Operating	-	-	-	250,000	247,250
Expenditures Total	-	-	-	250,000	247,250
Revenues Over / (Under) Expenditures	-	-	-	-	-
<b><u>Fund Balance</u></b>					
Net Change in Fund	-	-	-	-	-
Beginning Fund Balance	-	-	-	-	-
Ending Fund Balance	-	-	-	-	-



Seminole County Government  
Budget Comparison By Fund

**12007 SHIP - Affordable Housing 06/07**

	FY 2007 Actual	FY 2008 Actual	FY 2009 Adopted	FY 2009 Amended	FY 2010 Adopted
<b><u>Revenue</u></b>					
State Shared Revenues	11,923	3,766,835	1,353,000	1,281,914	-
Revenue Total	<u>11,923</u>	<u>3,766,835</u>	<u>1,353,000</u>	<u>1,281,914</u>	<u>-</u>
<b><u>Expenditures</u></b>					
Personal Services	(90)	150,407	199,500	204,500	-
Operating	2,358	17,648	3,500	32,875	-
Internal Charges / Other	-	2,983	-	-	-
Grants and Aid	9,566	3,595,798	1,150,000	1,044,539	-
Expenditures Total	<u>11,833</u>	<u>3,766,836</u>	<u>1,353,000</u>	<u>1,281,914</u>	<u>-</u>
Revenues Over / (Under) Expenditures	90	(1)	-	-	-
<b><u>Fund Balance</u></b>					
Net Change in Fund	90	(1)	-	-	-
Beginning Fund Balance	-	-	-	-	-
Ending Fund Balance	<u>90</u>	<u>(1)</u>	<u>-</u>	<u>-</u>	<u>-</u>





Seminole County Government  
Budget Comparison By Fund

**12008 SHIP - Affordable Housing 07/08**

	FY 2007 Actual	FY 2008 Actual	FY 2009 Adopted	FY 2009 Amended	FY 2010 Adopted
<b><u>Revenue</u></b>					
State Shared Revenues	-	219,488	4,286,997	4,502,751	2,222,642
Revenue Total	-	219,488	4,286,997	4,502,751	2,222,642
<b><u>Expenditures</u></b>					
Personal Services	-	16,152	343,847	343,847	317,303
Operating	-	256	41,150	41,150	34,074
Internal Charges / Other	-	-	2,000	2,000	2,747
Grants and Aid	-	203,081	3,900,000	4,115,754	1,868,518
Expenditures Total	-	219,489	4,286,997	4,502,751	2,222,642
Revenues Over / (Under) Expenditures	-	(1)	-	-	-
<b><u>Fund Balance</u></b>					
Net Change in Fund	-	(1)	-	-	-
Beginning Fund Balance	-	-	-	-	-
Ending Fund Balance	-	(1)	-	-	-



Seminole County Government  
Budget Comparison By Fund

**12009 SHIP - Affordable Housing 08/09**

	FY 2007 Actual	FY 2008 Actual	FY 2009 Adopted	FY 2009 Amended	FY 2010 Adopted
<b><u>Revenue</u></b>					
State Shared Revenues	-	-	3,764,113	3,764,113	4,492,449
Revenue Total	-	-	3,764,113	3,764,113	4,492,449
<b><u>Expenditures</u></b>					
Personal Services	162	-	344,792	344,792	320,092
Operating	-	-	27,491	27,491	27,491
Internal Charges / Other	-	-	4,128	4,128	3,400
Grants and Aid	-	-	3,387,702	3,387,702	4,141,466
Expenditures Total	162	-	3,764,113	3,764,113	4,492,449
Revenues Over / (Under) Expenditures	(162)	-	-	-	-
<b><u>Fund Balance</u></b>					
Net Change in Fund	(162)	-	-	-	-
Beginning Fund Balance	-	-	-	-	-
Ending Fund Balance	(162)	-	-	-	-



Seminole County Government  
Budget Comparison By Fund

**12010 SHIP - Affordable Housing 09/10**

	FY 2007 Actual	FY 2008 Actual	FY 2009 Adopted	FY 2009 Amended	FY 2010 Adopted
<b><u>Revenue</u></b>					
State Shared Revenues	-	-	-	493,388	493,388
Revenue Total	-	-	-	493,388	493,388
<b><u>Expenditures</u></b>					
Personal Services	-	-	-	49,338	49,338
Grants and Aid	-	-	-	444,050	444,050
Expenditures Total	-	-	-	493,388	493,388
Revenues Over / (Under) Expenditures	-	-	-	-	-
<b><u>Fund Balance</u></b>					
Net Change in Fund	-	-	-	-	-
Beginning Fund Balance	-	-	-	-	-
Ending Fund Balance	-	-	-	-	-



Seminole County Government  
Budget Comparison By Fund

**12300 Alcohol/Drug Abuse Fund**

	FY 2007 Actual	FY 2008 Actual	FY 2009 Adopted	FY 2009 Amended	FY 2010 Adopted
<b>Revenue</b>					
Charges for Services	-	-	-	-	70,000
Fines and Forfeitures	79,272	90,314	85,000	85,000	-
Interest Income	492	639	-	-	-
Revenue Total	<u>79,764</u>	<u>90,953</u>	<u>85,000</u>	<u>85,000</u>	<u>70,000</u>
<b>Expenditures</b>					
Operating	19,920	17,004	60,000	93,012	45,000
Grants and Aid	78,000	50,000	25,000	25,000	25,000
Expenditures Total	<u>97,920</u>	<u>67,004</u>	<u>85,000</u>	<u>118,012</u>	<u>70,000</u>
Revenues Over / (Under) Expenditures	(18,156)	23,949	-	(33,012)	-
<b>Sources / Uses</b>					
<b>Intergovernmental Transfers</b>					
Intergovernmental Transfers Total	-	-	-	-	-
<b>Interfund Transfers</b>					
Interfund Transfers Total	-	-	-	-	-
Sources / Uses Total	-	-	-	-	-
<b>Fund Balance</b>					
Net Change in Fund	(18,156)	23,949	-	(33,012)	-
Beginning Fund Balance	27,218	9,063	-	33,012	-
Ending Fund Balance	<u>9,063</u>	<u>33,012</u>	<u>-</u>	<u>-</u>	<u>-</u>



Seminole County Government  
Budget Comparison By Fund

**12302 Teen Court Fund**

	FY 2007 Actual	FY 2008 Actual	FY 2009 Adopted	FY 2009 Amended	FY 2010 Adopted
<b><u>Revenue</u></b>					
Charges for Services	-	-	-	-	205,000
Fines and Forfeitures	181,383	218,001	210,000	210,000	-
Interest Income	1,013	3,273	-	-	-
Miscellaneous Revenues	35	-	-	-	-
Revenue Total	<u>182,431</u>	<u>221,274</u>	<u>210,000</u>	<u>210,000</u>	<u>205,000</u>
<b><u>Expenditures</u></b>					
Personal Services	108,645	140,085	149,422	149,422	152,738
Operating	9,539	12,228	166,883	191,438	35,548
Internal Charges / Other	-	-	2,347	2,347	16,714
Expenditures Total	<u>118,184</u>	<u>152,313</u>	<u>318,652</u>	<u>343,207</u>	<u>205,000</u>
Revenues Over / (Under) Expenditures	<u>64,248</u>	<u>68,961</u>	<u>(108,652)</u>	<u>(133,207)</u>	<u>-</u>
<b><u>Fund Balance</u></b>					
Net Change in Fund	64,248	68,961	(108,652)	(133,207)	-
Beginning Fund Balance	-	64,248	108,652	133,207	-
Ending Fund Balance	<u>64,248</u>	<u>133,209</u>	<u>-</u>	<u>-</u>	<u>-</u>



Seminole County Government  
Budget Comparison By Fund

**12500 Enhanced 911 Fund**

	FY 2007 Actual	FY 2008 Actual	FY 2009 Adopted	FY 2009 Amended	FY 2010 Adopted
<b>Revenue</b>					
State Shared Revenues	-	-	2,540,000	2,540,000	2,360,000
Charges for Services	2,575,307	2,785,811	-	-	-
Interest Income	161,229	67,291	50,000	50,000	50,000
Miscellaneous Revenues	898	-	-	-	-
Revenue Total	<u>2,737,434</u>	<u>2,853,102</u>	<u>2,590,000</u>	<u>2,590,000</u>	<u>2,410,000</u>
<b>Expenditures</b>					
Personal Services	392,165	248,720	190,659	190,659	245,454
Operating	1,349,963	1,213,543	1,564,487	1,564,487	1,147,153
Capital Equipment	25,806	194,984	1,565,361	1,562,090	1,443,110
Internal Charges / Other	-	6,030	12,255	12,255	26,695
Grants and Aid	181,143	199,961	207,600	207,600	501,880
Expenditures Total	<u>1,949,077</u>	<u>1,863,238</u>	<u>3,540,362</u>	<u>3,537,091</u>	<u>3,364,292</u>
Revenues Over / (Under) Expenditures	<u>788,357</u>	<u>989,864</u>	<u>(950,362)</u>	<u>(947,091)</u>	<u>(954,292)</u>
<b>Sources / Uses</b>					
<b>Interfund Transfers</b>					
Interfund Transfers Total	-	-	-	-	-
Sources / Uses Total	-	-	-	-	-
<b>Fund Balance</b>					
Net Change in Fund	788,357	989,864	(950,362)	(947,091)	(954,292)
Beginning Fund Balance	1,422,434	2,210,791	2,601,361	3,200,652	3,698,241
Ending Fund Balance	<u>2,210,791</u>	<u>3,200,655</u>	<u>1,650,999</u>	<u>2,253,561</u>	<u>2,743,949</u>



Seminole County Government  
Budget Comparison By Fund

**12601 Arterial Transportation Impact Fee Fund**

	FY 2007 Actual	FY 2008 Actual	FY 2009 Adopted	FY 2009 Amended	FY 2010 Adopted
<b><u>Revenue</u></b>					
Charges for Services	-	-	3,200,000	1,750,000	2,000,000
Interest Income	39,032	7,331	-	-	-
Miscellaneous Revenues	3,695,735	3,129,142	-	-	-
Revenue Total	<u>3,734,767</u>	<u>3,136,473</u>	<u>3,200,000</u>	<u>1,750,000</u>	<u>2,000,000</u>
<b><u>Expenditures</u></b>					
Capital Outlay	13,239,576	5,980,618	959,553	1,063,629	773,187
Expenditures Total	<u>13,239,576</u>	<u>5,980,618</u>	<u>959,553</u>	<u>1,063,629</u>	<u>773,187</u>
Revenues Over / (Under) Expenditures	(9,504,809)	(2,844,145)	2,240,447	686,371	1,226,813
<b><u>Sources / Uses</u></b>					
<b>Interfund Transfers</b>					
Interfund Transfers Total	-	-	-	-	-
Sources / Uses Total	-	-	-	-	-
<b><u>Fund Balance</u></b>					
Net Change in Fund	(9,504,809)	(2,844,145)	2,240,447	686,371	1,226,813
Beginning Fund Balance	(42,907,317)	(52,412,126)	(54,114,820)	(55,256,271)	(53,796,713)
Ending Fund Balance	<u>(52,412,126)</u>	<u>(55,256,271)</u>	<u>(51,874,373)</u>	<u>(54,569,900)</u>	<u>(52,569,900)</u>



Seminole County Government  
Budget Comparison By Fund

**12602 North Collector Transportation Impact Fee Fund**

	FY 2007 Actual	FY 2008 Actual	FY 2009 Adopted	FY 2009 Amended	FY 2010 Adopted
<b><u>Revenue</u></b>					
Interest Income	206,220	141,504	127,802	127,802	5,317
Miscellaneous Revenues	11,693	15,152	-	-	-
Revenue Total	<u>217,913</u>	<u>156,656</u>	<u>127,802</u>	<u>127,802</u>	<u>5,317</u>
<b><u>Expenditures</u></b>					
Capital Outlay	181,714	185,060	3,566,072	4,188,174	3,865,112
Expenditures Total	<u>181,714</u>	<u>185,060</u>	<u>3,566,072</u>	<u>4,188,174</u>	<u>3,865,112</u>
Revenues Over / (Under) Expenditures	36,200	(28,404)	(3,438,270)	(4,060,372)	(3,859,795)
<b><u>Sources / Uses</u></b>					
<b>Interfund Transfers</b>					
Interfund Transfers Total	-	-	-	-	-
Sources / Uses Total	-	-	-	-	-
<b><u>Fund Balance</u></b>					
Net Change in Fund	36,200	(28,404)	(3,438,270)	(4,060,372)	(3,859,795)
Beginning Fund Balance	4,052,576	4,088,776	3,990,868	4,060,372	4,466,600
Ending Fund Balance	<u>4,088,776</u>	<u>4,060,372</u>	<u>552,598</u>	<u>-</u>	<u>606,805</u>





Seminole County Government  
Budget Comparison By Fund

**12603 West Collector Transportation Impact Fee Fund**

	FY 2007 Actual	FY 2008 Actual	FY 2009 Adopted	FY 2009 Amended	FY 2010 Adopted
<b>Revenue</b>					
Charges for Services	-	-	175,000	100,000	175,000
Interest Income	10,074	3,701	-	-	-
Miscellaneous Revenues	296,326	224,371	588,019	588,019	116,634
Revenue Total	306,400	228,072	763,019	688,019	291,634
<b>Expenditures</b>					
Capital Outlay	127,843	62,190	6,722,936	6,458,159	1,967,046
Expenditures Total	127,843	62,190	6,722,936	6,458,159	1,967,046
Revenues Over / (Under) Expenditures	178,556	165,882	(5,959,917)	(5,770,140)	(1,675,412)
<b>Sources / Uses</b>					
<b>Interfund Transfers</b>					
Interfund Transfers Total	-	-	-	-	-
Sources / Uses Total	-	-	-	-	-
<b>Fund Balance</b>					
Net Change in Fund	178,556	165,882	(5,959,917)	(5,770,140)	(1,675,412)
Beginning Fund Balance	(931,240)	(752,684)	(1,944,019)	(586,802)	(6,250,452)
Ending Fund Balance	(752,684)	(586,802)	(7,903,936)	(6,356,942)	(7,925,864)



Seminole County Government  
Budget Comparison By Fund

**12604 East Collector Transportation Impact Fee Fund**

	FY 2007 Actual	FY 2008 Actual	FY 2009 Adopted	FY 2009 Amended	FY 2010 Adopted
<b>Revenue</b>					
Charges for Services	-	-	300,000	120,000	250,000
Interest Income	171,016	131,306	53,958	53,958	13,526
Miscellaneous Revenues	402,284	264,437	-	-	-
Revenue Total	<u>573,300</u>	<u>395,743</u>	<u>353,958</u>	<u>173,958</u>	<u>263,526</u>
<b>Expenditures</b>					
Capital Outlay	154,929	53,334	2,431,517	2,551,131	2,404,913
Expenditures Total	<u>154,929</u>	<u>53,334</u>	<u>2,431,517</u>	<u>2,551,131</u>	<u>2,404,913</u>
Revenues Over / (Under) Expenditures	418,372	342,409	(2,077,559)	(2,377,173)	(2,141,387)
<b>Sources / Uses</b>					
<b>Interfund Transfers</b>					
Interfund Transfers Total	-	-	-	-	-
Sources / Uses Total	-	-	-	-	-
<b>Fund Balance</b>					
Net Change in Fund	418,372	342,409	(2,077,559)	(2,377,173)	(2,141,387)
Beginning Fund Balance	3,146,618	3,564,990	3,738,481	3,907,399	3,935,139
Ending Fund Balance	<u>3,564,990</u>	<u>3,907,399</u>	<u>1,660,922</u>	<u>1,530,226</u>	<u>1,793,752</u>



Seminole County Government  
Budget Comparison By Fund

**12605 South Central Collector Transportation Impact Fee Fund**

	FY 2007 Actual	FY 2008 Actual	FY 2009 Adopted	FY 2009 Amended	FY 2010 Adopted
<b>Revenue</b>					
Charges for Services	-	-	100,000	15,000	50,000
Interest Income	587	969	-	-	-
Miscellaneous Revenues	290,413	90,656	-	-	-
Revenue Total	291,000	91,625	100,000	15,000	50,000
<b>Expenditures</b>					
Capital Outlay	8,103,508	1,626,219	109,571	190,841	164,005
Expenditures Total	8,103,508	1,626,219	109,571	190,841	164,005
Revenues Over / (Under) Expenditures	(7,812,509)	(1,534,594)	(9,571)	(175,841)	(114,005)
<b>Sources / Uses</b>					
<b>Interfund Transfers</b>					
Interfund Transfers Total	-	-	-	-	-
Sources / Uses Total	-	-	-	-	-
<b>Fund Balance</b>					
Net Change in Fund	(7,812,509)	(1,534,594)	(9,571)	(175,841)	(114,005)
Beginning Fund Balance	(4,518,757)	(12,331,265)	(13,713,754)	(13,865,858)	(13,877,694)
Ending Fund Balance	(12,331,265)	(13,865,859)	(13,723,325)	(14,041,699)	(13,991,699)



Seminole County Government  
Budget Comparison By Fund

**12801 Fire/Rescue-Impact Fee**

	FY 2007 Actual	FY 2008 Actual	FY 2009 Adopted	FY 2009 Amended	FY 2010 Adopted
<b>Revenue</b>					
Charges for Services	-	-	225,000	110,000	110,000
Interest Income	192,676	110,544	75,000	75,000	35,000
Miscellaneous Revenues	229,237	258,696	-	-	-
Revenue Total	421,913	369,240	300,000	185,000	145,000
<b>Expenditures</b>					
Operating	-	64,353	3,500	3,500	3,500
Capital Equipment	419,894	422,176	557,440	557,440	389,960
Capital Outlay	630,736	56,011	2,506,566	2,543,989	2,355,885
Expenditures Total	1,050,630	542,540	3,067,506	3,104,929	2,749,345
Revenues Over / (Under) Expenditures	(628,717)	(173,300)	(2,767,506)	(2,919,929)	(2,604,345)
<b>Fund Balance</b>					
Net Change in Fund	(628,717)	(173,300)	(2,767,506)	(2,919,929)	(2,604,345)
Beginning Fund Balance	3,746,690	3,117,973	2,828,839	2,944,672	2,695,845
Ending Fund Balance	3,117,973	2,944,673	61,333	24,743	91,500



Seminole County Government  
Budget Comparison By Fund

**12804 Library-Impact Fee**

	FY 2007 Actual	FY 2008 Actual	FY 2009 Adopted	FY 2009 Amended	FY 2010 Adopted
<b><u>Revenue</u></b>					
Charges for Services	-	-	75,000	35,000	30,000
Interest Income	15,594	9,619	-	-	-
Miscellaneous Revenues	82,360	87,514	-	-	-
Revenue Total	<u>97,954</u>	<u>97,133</u>	<u>75,000</u>	<u>35,000</u>	<u>30,000</u>
<b><u>Expenditures</u></b>					
Operating	-	-	500	500	-
Library Books & Materials	129,176	57,522	134,066	134,066	100,000
Expenditures Total	<u>129,176</u>	<u>57,522</u>	<u>134,566</u>	<u>134,566</u>	<u>100,000</u>
Revenues Over / (Under) Expenditures	(31,222)	39,611	(59,566)	(99,566)	(70,000)
<b><u>Fund Balance</u></b>					
Net Change in Fund	(31,222)	39,611	(59,566)	(99,566)	(70,000)
Beginning Fund Balance	283,508	252,286	59,566	291,897	192,331
Ending Fund Balance	<u>252,286</u>	<u>291,897</u>	<u>-</u>	<u>192,331</u>	<u>122,331</u>



Seminole County Government  
Budget Comparison By Fund

**12901 County Civil Mediation**

	FY 2007 Actual	FY 2008 Actual	FY 2009 Adopted	FY 2009 Amended	FY 2010 Adopted
<b><u>Revenue</u></b>					
Interest Income	10,095	7,135	-	-	-
Revenue Total	10,095	7,135	-	-	-
<b><u>Expenditures</u></b>					
Capital Outlay	-	-	185,975	209,294	209,294
Expenditures Total	-	-	185,975	209,294	209,294
Revenues Over / (Under) Expenditures	10,095	7,135	(185,975)	(209,294)	(209,294)
<b><u>Fund Balance</u></b>					
Net Change in Fund	10,095	7,135	(185,975)	(209,294)	(209,294)
Beginning Fund Balance	192,064	202,159	185,975	209,294	209,294
Ending Fund Balance	202,159	209,294	-	-	-



Seminole County Government  
Budget Comparison By Fund

**12902 Circuit Civil Mediation**

	FY 2007 Actual	FY 2008 Actual	FY 2009 Adopted	FY 2009 Amended	FY 2010 Adopted
<b><u>Revenue</u></b>					
Interest Income	12,544	8,660	-	-	-
Revenue Total	12,544	8,660	-	-	-
<b><u>Expenditures</u></b>					
Operating	11,871	5,045	25,000	25,000	20,003
Capital Equipment	-	-	25,000	25,000	-
Capital Outlay	1,743	-	188,257	198,989	198,989
Expenditures Total	13,614	5,045	238,257	248,989	218,992
Revenues Over / (Under) Expenditures	(1,070)	3,615	(238,257)	(248,989)	(218,992)
<b><u>Fund Balance</u></b>					
Net Change in Fund	(1,070)	3,615	(238,257)	(248,989)	(218,992)
Beginning Fund Balance	246,445	245,374	238,257	248,989	218,992
Ending Fund Balance	245,374	248,989	-	-	-



Seminole County Government  
Budget Comparison By Fund

**12903 Family Mediation**

	<b>FY 2007 Actual</b>	<b>FY 2008 Actual</b>	<b>FY 2009 Adopted</b>	<b>FY 2009 Amended</b>	<b>FY 2010 Adopted</b>
<b><u>Revenue</u></b>					
Interest Income	10,371	7,329	-	-	-
Revenue Total	<u>10,371</u>	<u>7,329</u>	<u>-</u>	<u>-</u>	<u>-</u>
<b><u>Expenditures</u></b>					
Capital Outlay	-	-	190,000	215,034	215,034
Expenditures Total	<u>-</u>	<u>-</u>	<u>190,000</u>	<u>215,034</u>	<u>215,034</u>
Revenues Over / (Under) Expenditures	10,371	7,329	(190,000)	(215,034)	(215,034)
<b><u>Fund Balance</u></b>					
Net Change in Fund	10,371	7,329	(190,000)	(215,034)	(215,034)
Beginning Fund Balance	197,334	207,705	190,000	215,034	215,034
Ending Fund Balance	<u>207,705</u>	<u>215,034</u>	<u>-</u>	<u>-</u>	<u>-</u>





Seminole County Government  
Budget Comparison By Fund

**13000 Stormwater Fund**

	FY 2007 Actual	FY 2008 Actual	FY 2009 Adopted	FY 2009 Amended	FY 2010 Adopted
<b>Revenue</b>					
Grants (Federal/State/Local)	901,534	7,683	-	-	-
State Shared Revenues	481,331	176,578	35,117	435,000	40,000
Charges for Services	-	9,500	-	20,000	46,000
Interest Income	290,903	187,198	200,000	200,000	125,000
Miscellaneous Revenues	77,619	5,540	-	-	-
Revenue Total	<u>1,751,387</u>	<u>386,499</u>	<u>235,117</u>	<u>655,000</u>	<u>211,000</u>
<b>Expenditures</b>					
Personal Services	2,022,178	1,534,525	1,471,982	1,471,982	2,451,490
Operating	2,156,634	1,935,132	2,868,637	3,164,028	1,709,933
Capital Equipment	100,512	52,676	25,000	25,000	-
Internal Charges / Other	-	19,945	26,277	26,277	1,248,028
Capital Outlay	5,620,396	2,364,419	4,090,806	4,914,698	1,500,000
Expenditures Total	<u>9,899,721</u>	<u>5,906,697</u>	<u>8,482,702</u>	<u>9,601,985</u>	<u>6,909,451</u>
Revenues Over / (Under) Expenditures	<u>(8,148,334)</u>	<u>(5,520,198)</u>	<u>(8,247,585)</u>	<u>(8,946,985)</u>	<u>(6,698,451)</u>
<b>Sources / Uses</b>					
<b>Intergovernmental Transfers</b>					
Intergovernmental Transfers Total	-	-	-	-	-
<b>Interfund Transfers</b>					
Transfer - In	6,000,000	5,799,701	4,780,000	4,792,266	6,198,451
Interfund Transfers Total	<u>6,000,000</u>	<u>5,799,701</u>	<u>4,780,000</u>	<u>4,792,266</u>	<u>6,198,451</u>
Sources / Uses Total	<u>6,000,000</u>	<u>5,799,701</u>	<u>4,780,000</u>	<u>4,792,266</u>	<u>6,198,451</u>
<b>Fund Balance</b>					
Net Change in Fund	(2,148,334)	279,503	(3,467,585)	(4,154,719)	(500,000)
Beginning Fund Balance	7,871,884	5,723,550	4,383,661	6,003,055	1,500,000
Ending Fund Balance	<u>5,723,550</u>	<u>6,003,053</u>	<u>916,076</u>	<u>1,848,336</u>	<u>1,000,000</u>



Seminole County Government  
Budget Comparison By Fund

**13100 Economic Development**

	FY 2007 Actual	FY 2008 Actual	FY 2009 Adopted	FY 2009 Amended	FY 2010 Adopted
<b>Revenue</b>					
State Shared Revenues	-	23,025	15,525	15,525	96,025
Interest Income	36,801	36,004	40,000	40,000	40,000
Miscellaneous Revenues	24,599	-	-	-	-
Revenue Total	61,401	59,029	55,525	55,525	136,025
<b>Expenditures</b>					
Personal Services	233,236	237,677	173,862	173,862	93,251
Operating	647,936	609,378	616,039	616,039	524,931
Internal Charges / Other	-	5,273	6,307	6,307	24,158
Grants and Aid	824,655	559,950	630,450	630,450	586,000
Expenditures Total	1,705,827	1,412,278	1,426,658	1,426,658	1,228,340
Revenues Over / (Under) Expenditures	(1,644,427)	(1,353,249)	(1,371,133)	(1,371,133)	(1,092,315)
<b>Sources / Uses</b>					
<b>Interfund Transfers</b>					
Transfer - In	1,000,000	2,150,000	1,349,564	1,349,564	128,187
Interfund Transfers Total	1,000,000	2,150,000	1,349,564	1,349,564	128,187
Sources / Uses Total	1,000,000	2,150,000	1,349,564	1,349,564	128,187
<b>Fund Balance</b>					
Net Change in Fund	(644,427)	796,751	(21,569)	(21,569)	(964,128)
Beginning Fund Balance	1,586,471	942,045	1,352,955	1,738,797	1,717,228
Ending Fund Balance	942,045	1,738,796	1,331,386	1,717,228	753,100



Seminole County Government  
Budget Comparison By Fund

**13300 17/92 Redevelopment Fund**

	FY 2007 Actual	FY 2008 Actual	FY 2009 Adopted	FY 2009 Amended	FY 2010 Adopted
<b>Revenue</b>					
State Shared Revenues	2,313,844	1,686,739	2,466,527	2,466,527	2,385,899
Interest Income	257,230	249,240	50,000	50,000	50,000
Miscellaneous Revenues	39	-	-	-	-
Revenue Total	<u>2,571,113</u>	<u>1,935,979</u>	<u>2,516,527</u>	<u>2,516,527</u>	<u>2,435,899</u>
<b>Expenditures</b>					
Personal Services	88,723	110,299	166,660	166,660	182,010
Operating	33,600	15,992	52,000	700,287	1,180,924
Internal Charges / Other	-	-	-	-	1,728
Capital Outlay	23,621	797,957	67,102	587,554	1,269,514
Grants and Aid	144,680	141,313	269,146	1,575,478	4,308,303
Expenditures Total	<u>290,625</u>	<u>1,065,561</u>	<u>554,908</u>	<u>3,029,979</u>	<u>6,942,479</u>
Revenues Over / (Under) Expenditures	<u>2,280,488</u>	<u>870,418</u>	<u>1,961,619</u>	<u>(513,452)</u>	<u>(4,506,580)</u>
<b>Sources / Uses</b>					
<b>Interfund Transfers</b>					
Interfund Transfers Total	-	-	-	-	-
Sources / Uses Total	-	-	-	-	-
<b>Fund Balance</b>					
Net Change in Fund	2,280,488	870,418	1,961,619	(513,452)	(4,506,580)
Beginning Fund Balance	3,396,133	5,676,621	6,135,332	6,547,040	8,086,573
Ending Fund Balance	<u>5,676,621</u>	<u>6,547,039</u>	<u>8,096,951</u>	<u>6,033,588</u>	<u>3,579,993</u>



Seminole County Government  
Budget Comparison By Fund

**15000 MSBU Street Lighting**

	FY 2007 Actual	FY 2008 Actual	FY 2009 Adopted	FY 2009 Amended	FY 2010 Adopted
<b>Revenue</b>					
Charges for Services	-	-	-	-	400
Interest Income	58,686	49,517	25,500	25,500	2,600
Miscellaneous Revenues	2,189,310	2,191,611	2,100,200	2,100,200	-
Licenses and Permits	-	-	-	-	2,270,000
Revenue Total	<u>2,247,996</u>	<u>2,241,128</u>	<u>2,125,700</u>	<u>2,125,700</u>	<u>2,273,000</u>
<b>Expenditures</b>					
Operating	1,831,217	1,881,553	2,473,500	2,739,224	2,788,000
Internal Charges / Other	-	94,000	119,500	119,500	85,000
Expenditures Total	<u>1,831,217</u>	<u>1,975,553</u>	<u>2,593,000</u>	<u>2,858,724</u>	<u>2,873,000</u>
Revenues Over / (Under) Expenditures	416,779	265,575	(467,300)	(733,024)	(600,000)
<b>Sources / Uses</b>					
<b>Intergovernmental Transfers</b>					
Transfer - In	6,654	-	-	-	-
Intergovernmental Transfers Total	<u>6,654</u>	<u>-</u>	<u>-</u>	<u>-</u>	<u>-</u>
<b>Interfund Transfers</b>					
Interfund Transfers Total	<u>-</u>	<u>-</u>	<u>-</u>	<u>-</u>	<u>-</u>
Sources / Uses Total	<u>6,654</u>	<u>-</u>	<u>-</u>	<u>-</u>	<u>-</u>
<b>Fund Balance</b>					
Net Change in Fund	423,433	265,575	(467,300)	(733,024)	(600,000)
Beginning Fund Balance	144,476	467,448	467,300	733,024	600,000
Ending Fund Balance	<u>567,908</u>	<u>733,023</u>	<u>-</u>	<u>-</u>	<u>-</u>



Seminole County Government  
Budget Comparison By Fund

**15100 MSBU Solid Waste**

	FY 2007 Actual	FY 2008 Actual	FY 2009 Adopted	FY 2009 Amended	FY 2010 Adopted
<b>Revenue</b>					
Taxes - Other	117,626	1,460	-	-	-
Grants (Federal/State/Local)	-	225,975	-	-	-
Charges for Services	-	86,198	95,000	95,000	70,000
Interest Income	452,850	355,884	215,000	215,000	150,000
Miscellaneous Revenues	11,399,183	11,829,036	11,600,000	11,600,000	-
Licenses and Permits	-	-	-	-	11,700,000
Revenue Total	<u>11,969,659</u>	<u>12,498,553</u>	<u>11,910,000</u>	<u>11,910,000</u>	<u>11,920,000</u>
<b>Expenditures</b>					
Operating	10,620,777	11,356,265	12,900,000	12,900,000	13,200,000
Internal Charges / Other	-	316,691	384,000	384,000	390,000
Expenditures Total	<u>10,620,777</u>	<u>11,672,956</u>	<u>13,284,000</u>	<u>13,284,000</u>	<u>13,590,000</u>
Revenues Over / (Under) Expenditures	<u>1,348,882</u>	<u>825,597</u>	<u>(1,374,000)</u>	<u>(1,374,000)</u>	<u>(1,670,000)</u>
<b>Sources / Uses</b>					
<b>Intergovernmental Transfers</b>					
Transfer - In	34,644	-	-	-	-
Intergovernmental Transfers Total	<u>34,644</u>	<u>-</u>	<u>-</u>	<u>-</u>	<u>-</u>
<b>Interfund Transfers</b>					
Interfund Transfers Total	<u>-</u>	<u>-</u>	<u>-</u>	<u>-</u>	<u>-</u>
Sources / Uses Total	<u>34,644</u>	<u>-</u>	<u>-</u>	<u>-</u>	<u>-</u>
<b>Fund Balance</b>					
Net Change in Fund	1,383,526	825,597	(1,374,000)	(1,374,000)	(1,670,000)
Beginning Fund Balance	4,773,898	6,003,424	5,585,000	6,829,020	5,455,020
Ending Fund Balance	<u>6,157,424</u>	<u>6,829,021</u>	<u>4,211,000</u>	<u>5,455,020</u>	<u>3,785,020</u>



Seminole County Government  
Budget Comparison By Fund

**16000 MSBU Program**

	FY 2007 Actual	FY 2008 Actual	FY 2009 Adopted	FY 2009 Amended	FY 2010 Adopted
<b>Revenue</b>					
Charges for Services	-	-	-	-	485,600
Interest Income	34,160	17,191	10,000	10,000	5,364
Special Assessments	-	-	-	-	61,700
Miscellaneous Revenues	104,485	67,822	576,090	576,090	550
Revenue Total	<u>138,645</u>	<u>85,013</u>	<u>586,090</u>	<u>586,090</u>	<u>553,214</u>
<b>Expenditures</b>					
Personal Services	-	-	287,907	287,907	277,032
Operating	5,211	282,504	625,116	760,534	659,777
Internal Charges / Other	-	2,700	16,777	16,777	47,565
Expenditures Total	<u>5,211</u>	<u>285,204</u>	<u>929,800</u>	<u>1,065,218</u>	<u>984,374</u>
Revenues Over / (Under) Expenditures	133,434	(200,191)	(343,710)	(479,128)	(431,160)
<b>Sources / Uses</b>					
<b>Interfund Transfers</b>					
Transfer - In	-	24,230	18,710	18,710	36,160
Transfer - Out	(73,000)	-	-	-	(5,000)
Interfund Transfers Total	<u>(73,000)</u>	<u>24,230</u>	<u>18,710</u>	<u>18,710</u>	<u>31,160</u>
Sources / Uses Total	<u>(73,000)</u>	<u>24,230</u>	<u>18,710</u>	<u>18,710</u>	<u>31,160</u>
<b>Fund Balance</b>					
Net Change in Fund	60,434	(175,961)	(325,000)	(460,418)	(400,000)
Beginning Fund Balance	385,413	636,379	325,000	460,418	400,000
Ending Fund Balance	<u>445,847</u>	<u>460,418</u>	<u>-</u>	<u>-</u>	<u>-</u>



Seminole County Government  
Budget Comparison By Fund

**16005 MSBU Lake Mills - AWC**

	FY 2007 Actual	FY 2008 Actual	FY 2009 Adopted	FY 2009 Amended	FY 2010 Adopted
<b><u>Revenue</u></b>					
Interest Income	58	213	25	25	25
Miscellaneous Revenues	18,288	12,266	15,500	46,800	-
Licenses and Permits	-	-	-	-	46,800
Revenue Total	<u>18,346</u>	<u>12,479</u>	<u>15,525</u>	<u>46,825</u>	<u>46,825</u>
<b><u>Expenditures</u></b>					
Operating	42,076	6,700	7,900	43,252	36,992
Internal Charges / Other	-	880	925	925	1,095
Expenditures Total	<u>42,076</u>	<u>7,580</u>	<u>8,825</u>	<u>44,177</u>	<u>38,087</u>
Revenues Over / (Under) Expenditures	(23,730)	4,899	6,700	2,648	8,738
<b><u>Sources / Uses</u></b>					
<b>Interfund Transfers</b>					
Transfer - In	25,000	-	-	-	-
Transfer - Out	-	(1,000)	(8,200)	(8,200)	(22,000)
Interfund Transfers Total	<u>25,000</u>	<u>(1,000)</u>	<u>(8,200)</u>	<u>(8,200)</u>	<u>(22,000)</u>
Sources / Uses Total	<u>25,000</u>	<u>(1,000)</u>	<u>(8,200)</u>	<u>(8,200)</u>	<u>(22,000)</u>
<b><u>Fund Balance</u></b>					
Net Change in Fund	1,270	3,899	(1,500)	(5,552)	(13,262)
Beginning Fund Balance	1,383	1,653	1,500	5,552	13,262
Ending Fund Balance	<u>2,653</u>	<u>5,552</u>	<u>-</u>	<u>-</u>	<u>-</u>



Seminole County Government  
Budget Comparison By Fund

**16006 MSBU Lake Pickett - AWC**

	FY 2007 Actual	FY 2008 Actual	FY 2009 Adopted	FY 2009 Amended	FY 2010 Adopted
<b>Revenue</b>					
Interest Income	3,750	3,087	1,000	1,000	600
Miscellaneous Revenues	23,163	23,061	23,950	23,950	-
Licenses and Permits	-	-	-	-	20,500
Revenue Total	26,913	26,148	24,950	24,950	21,100
<b>Expenditures</b>					
Operating	137	108	113,260	118,802	64,002
Internal Charges / Other	-	500	870	870	900
Expenditures Total	137	608	114,130	119,672	64,902
Revenues Over / (Under) Expenditures	26,776	25,540	(89,180)	(94,722)	(43,802)
<b>Sources / Uses</b>					
<b>Intergovernmental Transfers</b>					
Intergovernmental Transfers Total	-	-	-	-	-
<b>Interfund Transfers</b>					
Interfund Transfers Total	-	-	-	-	-
Sources / Uses Total	-	-	-	-	-
<b>Fund Balance</b>					
Net Change in Fund	26,776	25,540	(89,180)	(94,722)	(43,802)
Beginning Fund Balance	44,794	69,180	89,180	94,722	43,802
Ending Fund Balance	71,570	94,720	-	-	-





Seminole County Government  
Budget Comparison By Fund

**16007 MSBU Lake Amory - AWC**

	FY 2007 Actual	FY 2008 Actual	FY 2009 Adopted	FY 2009 Amended	FY 2010 Adopted
<b><u>Revenue</u></b>					
Interest Income	-	125	-	-	20
Miscellaneous Revenues	6,236	6,699	6,900	6,900	-
Licenses and Permits	-	-	-	-	6,625
Revenue Total	<u>6,236</u>	<u>6,824</u>	<u>6,900</u>	<u>6,900</u>	<u>6,645</u>
<b><u>Expenditures</u></b>					
Operating	6,420	5,090	6,230	6,859	7,069
Internal Charges / Other	-	605	725	725	835
Expenditures Total	<u>6,420</u>	<u>5,695</u>	<u>6,955</u>	<u>7,584</u>	<u>7,904</u>
Revenues Over / (Under) Expenditures	(184)	1,129	(55)	(684)	(1,259)
<b><u>Sources / Uses</u></b>					
<b>Interfund Transfers</b>					
Transfer - In	1,000	-	-	-	-
Transfer - Out	-	(330)	(330)	(330)	-
Interfund Transfers Total	<u>1,000</u>	<u>(330)</u>	<u>(330)</u>	<u>(330)</u>	<u>-</u>
Sources / Uses Total	<u>1,000</u>	<u>(330)</u>	<u>(330)</u>	<u>(330)</u>	<u>-</u>
<b><u>Fund Balance</u></b>					
Net Change in Fund	816	799	(385)	(1,014)	(1,259)
Beginning Fund Balance	-	216	385	1,014	1,259
Ending Fund Balance	<u>816</u>	<u>1,015</u>	<u>-</u>	<u>-</u>	<u>-</u>



Seminole County Government  
Budget Comparison By Fund

**16010 MSBU Cedar Ridge - OTH**

	FY 2007 Actual	FY 2008 Actual	FY 2009 Adopted	FY 2009 Amended	FY 2010 Adopted
<b><u>Revenue</u></b>					
Interest Income	1,016	536	500	500	100
Miscellaneous Revenues	29,500	31,665	34,575	34,575	-
Licenses and Permits	-	-	-	-	34,000
Revenue Total	<u>30,517</u>	<u>32,201</u>	<u>35,075</u>	<u>35,075</u>	<u>34,100</u>
<b><u>Expenditures</u></b>					
Operating	31,974	28,700	35,950	37,839	37,419
Internal Charges / Other	-	3,200	3,625	3,625	3,570
Expenditures Total	<u>31,974</u>	<u>31,900</u>	<u>39,575</u>	<u>41,464</u>	<u>40,989</u>
Revenues Over / (Under) Expenditures	(1,458)	301	(4,500)	(6,389)	(6,889)
<b><u>Sources / Uses</u></b>					
<b>Intergovernmental Transfers</b>					
Intergovernmental Transfers Total	-	-	-	-	-
<b>Interfund Transfers</b>					
Interfund Transfers Total	-	-	-	-	-
Sources / Uses Total	-	-	-	-	-
<b><u>Fund Balance</u></b>					
Net Change in Fund	(1,458)	301	(4,500)	(6,389)	(6,889)
Beginning Fund Balance	10,584	6,087	4,500	6,389	6,889
Ending Fund Balance	<u>9,126</u>	<u>6,388</u>	-	-	-



Seminole County Government  
Budget Comparison By Fund

**16013 MSBU Howell Creek - AWC**

	FY 2007 Actual	FY 2008 Actual	FY 2009 Adopted	FY 2009 Amended	FY 2010 Adopted
<b><u>Revenue</u></b>					
Interest Income	472	348	100	100	100
Miscellaneous Revenues	437	438	450	450	-
Licenses and Permits	-	-	-	-	290
Revenue Total	<u>909</u>	<u>786</u>	<u>550</u>	<u>550</u>	<u>390</u>
<b><u>Expenditures</u></b>					
Operating	-	2	9,900	10,614	5,854
Internal Charges / Other	-	45	150	150	150
Expenditures Total	<u>-</u>	<u>47</u>	<u>10,050</u>	<u>10,764</u>	<u>6,004</u>
Revenues Over / (Under) Expenditures	<b>909</b>	<b>739</b>	<b>(9,500)</b>	<b>(10,214)</b>	<b>(5,614)</b>
<b><u>Sources / Uses</u></b>					
<b>Intergovernmental Transfers</b>					
Intergovernmental Transfers Total	-	-	-	-	-
<b>Interfund Transfers</b>					
Interfund Transfers Total	-	-	-	-	-
Sources / Uses Total	-	-	-	-	-
<b><u>Fund Balance</u></b>					
Net Change in Fund	909	739	(9,500)	(10,214)	(5,614)
Beginning Fund Balance	8,599	9,475	9,500	10,214	5,614
Ending Fund Balance	<u>9,508</u>	<u>10,214</u>	<u>-</u>	<u>-</u>	<u>-</u>



Seminole County Government  
Budget Comparison By Fund

**16024 MSBU - Lake of the Woods AWC**

	FY 2007 Actual	FY 2008 Actual	FY 2009 Adopted	FY 2009 Amended	FY 2010 Adopted
<b><u>Revenue</u></b>					
Licenses and Permits	-	-	-	-	18,500
Revenue Total	-	-	-	-	18,500
<b><u>Expenditures</u></b>					
Operating	-	-	-	-	13,300
Internal Charges / Other	-	-	-	-	1,000
Expenditures Total	-	-	-	-	14,300
Revenues Over / (Under) Expenditures	-	-	-	-	4,200
<b><u>Sources / Uses</u></b>					
<b>Interfund Transfers</b>					
Transfer - Out	-	-	-	-	(4,200)
Interfund Transfers Total	-	-	-	-	(4,200)
Sources / Uses Total	-	-	-	-	(4,200)
<b><u>Fund Balance</u></b>					
Net Change in Fund	-	-	-	-	-
Beginning Fund Balance	-	-	-	-	-
Ending Fund Balance	-	-	-	-	-



Seminole County Government  
Budget Comparison By Fund

**16025 MSBU Lake Mirror - AWC**

	FY 2007 Actual	FY 2008 Actual	FY 2009 Adopted	FY 2009 Amended	FY 2010 Adopted
<b><u>Revenue</u></b>					
Interest Income	-	654	-	-	50
Miscellaneous Revenues	-	14,550	14,800	14,800	-
Licenses and Permits	-	-	-	-	12,960
Revenue Total	-	15,204	14,800	14,800	13,010
<b><u>Expenditures</u></b>					
Operating	12,227	6,937	12,490	14,131	11,791
Internal Charges / Other	-	1,000	1,070	1,070	900
Expenditures Total	12,227	7,937	13,560	15,201	12,691
Revenues Over / (Under) Expenditures	(12,227)	7,267	1,240	(401)	319
<b><u>Sources / Uses</u></b>					
<b>Interfund Transfers</b>					
Transfer - In	32,000	-	-	-	-
Transfer - Out	-	(22,900)	(3,740)	(3,740)	(2,460)
Interfund Transfers Total	32,000	(22,900)	(3,740)	(3,740)	(2,460)
Sources / Uses Total	32,000	(22,900)	(3,740)	(3,740)	(2,460)
<b><u>Fund Balance</u></b>					
Net Change in Fund	19,773	(15,633)	(2,500)	(4,141)	(2,141)
Beginning Fund Balance	-	19,773	2,500	4,141	2,141
Ending Fund Balance	19,773	4,140	-	-	-



Seminole County Government  
Budget Comparison By Fund

**16026 MSBU Spring Lake - AWC**

	FY 2007 Actual	FY 2008 Actual	FY 2009 Adopted	FY 2009 Amended	FY 2010 Adopted
<b><u>Revenue</u></b>					
Interest Income	-	1,032	100	100	125
Miscellaneous Revenues	-	36,505	28,000	28,000	-
Licenses and Permits	-	-	-	-	28,000
Revenue Total	-	37,537	28,100	28,100	28,125
<b><u>Expenditures</u></b>					
Operating	8,808	36,753	21,235	25,710	26,150
Internal Charges / Other	-	1,000	925	925	1,150
Expenditures Total	8,808	37,753	22,160	26,635	27,300
Revenues Over / (Under) Expenditures	(8,808)	(216)	5,940	1,465	825
<b><u>Sources / Uses</u></b>					
<b>Interfund Transfers</b>					
Transfer - In	15,000	-	-	-	-
Transfer - Out	-	-	(6,440)	(6,440)	(7,500)
Interfund Transfers Total	15,000	-	(6,440)	(6,440)	(7,500)
Sources / Uses Total	15,000	-	(6,440)	(6,440)	(7,500)
<b><u>Fund Balance</u></b>					
Net Change in Fund	6,192	(216)	(500)	(4,975)	(6,675)
Beginning Fund Balance	-	5,192	500	4,975	6,675
Ending Fund Balance	6,192	4,976	-	-	-



Seminole County Government  
Budget Comparison By Fund

**16027 MSBU Springwood Waterway AWC**

	FY 2007 Actual	FY 2008 Actual	FY 2009 Adopted	FY 2009 Amended	FY 2010 Adopted
<b><u>Revenue</u></b>					
Interest Income	-	-	-	-	25
Licenses and Permits	-	-	-	-	12,975
Revenue Total	-	-	-	-	13,000
<b><u>Expenditures</u></b>					
Operating	-	-	-	-	12,000
Internal Charges / Other	-	-	-	-	1,000
Expenditures Total	-	-	-	-	13,000
Revenues Over / (Under) Expenditures	-	-	-	-	-
<b><u>Fund Balance</u></b>					
Net Change in Fund	-	-	-	-	-
Beginning Fund Balance	-	-	-	-	-
Ending Fund Balance	-	-	-	-	-



Seminole County Government  
Budget Comparison By Fund

**21400 Gas Tax Revenue Bonds**

	FY 2007 Actual	FY 2008 Actual	FY 2009 Adopted	FY 2009 Amended	FY 2010 Adopted
<b>Revenue</b>					
Interest Income	2,716	764	-	-	-
Revenue Total	<u>2,716</u>	<u>764</u>	<u>-</u>	<u>-</u>	<u>-</u>
<b>Expenditures</b>					
Operating	-	-	-	29,973	-
Debt Services	1,248,411	1,253,099	1,250,024	1,250,024	1,248,830
Expenditures Total	<u>1,248,411</u>	<u>1,253,099</u>	<u>1,250,024</u>	<u>1,279,997</u>	<u>1,248,830</u>
Revenues Over / (Under) Expenditures	(1,245,695)	(1,252,335)	(1,250,024)	(1,279,997)	(1,248,830)
<b>Sources / Uses</b>					
<b>Interfund Transfers</b>					
Transfer - In	1,223,163	1,253,299	1,250,024	1,250,024	1,218,857
Interfund Transfers Total	<u>1,223,163</u>	<u>1,253,299</u>	<u>1,250,024</u>	<u>1,250,024</u>	<u>1,218,857</u>
Sources / Uses Total	<u>1,223,163</u>	<u>1,253,299</u>	<u>1,250,024</u>	<u>1,250,024</u>	<u>1,218,857</u>
<b>Fund Balance</b>					
Net Change in Fund	(22,532)	964	-	(29,973)	(29,973)
Beginning Fund Balance	50,041	29,009	-	29,973	29,973
Ending Fund Balance	<u>27,509</u>	<u>29,973</u>	<u>-</u>	<u>-</u>	<u>-</u>





Seminole County Government  
Budget Comparison By Fund

**22100 Limited General Obligation Bonds**

	FY 2007 Actual	FY 2008 Actual	FY 2009 Adopted	FY 2009 Amended	FY 2010 Adopted
<b>Revenue</b>					
Taxes - Ad Valorem	4,183,020	4,721,293	4,461,985	4,461,985	3,954,863
Interest Income	139,060	96,871	-	-	-
Revenue Total	<u>4,322,080</u>	<u>4,818,164</u>	<u>4,461,985</u>	<u>4,461,985</u>	<u>3,954,863</u>
<b>Expenditures</b>					
Operating	-	-	1,411,426	1,570,178	1,100,106
Debt Services	4,420,305	4,423,111	4,423,938	4,423,938	4,424,935
Expenditures Total	<u>4,420,305</u>	<u>4,423,111</u>	<u>5,835,364</u>	<u>5,994,116</u>	<u>5,525,041</u>
Revenues Over / (Under) Expenditures	(98,225)	395,053	(1,373,379)	(1,532,131)	(1,570,178)
<b>Sources / Uses</b>					
<b>Interfund Transfers</b>					
Interfund Transfers Total	-	-	-	-	-
Sources / Uses Total	-	-	-	-	-
<b>Fund Balance</b>					
Net Change in Fund	(98,225)	395,053	(1,373,379)	(1,532,131)	(1,570,178)
Beginning Fund Balance	830,415	1,135,452	1,373,379	1,532,131	1,570,178
Ending Fund Balance	<u>732,190</u>	<u>1,530,505</u>	<u>-</u>	<u>-</u>	<u>-</u>



Seminole County Government  
Budget Comparison By Fund

**22500 Sales Tax Revenue Bonds**

	FY 2007 Actual	FY 2008 Actual	FY 2009 Adopted	FY 2009 Amended	FY 2010 Adopted
<b>Revenue</b>					
Interest Income	3,278	2,620	-	-	-
Revenue Total	<u>3,278</u>	<u>2,620</u>	<u>-</u>	<u>-</u>	<u>-</u>
<b>Expenditures</b>					
Operating	-	-	-	6,719	-
Debt Services	7,174,266	7,171,346	7,175,982	7,175,982	7,172,987
Expenditures Total	<u>7,174,266</u>	<u>7,171,346</u>	<u>7,175,982</u>	<u>7,182,701</u>	<u>7,172,987</u>
Revenues Over / (Under) Expenditures	(7,170,988)	(7,168,726)	(7,175,982)	(7,182,701)	(7,172,987)
<b>Sources / Uses</b>					
<b>Interfund Transfers</b>					
Transfer - In	7,104,378	7,175,446	6,987,831	6,987,831	7,166,268
Interfund Transfers Total	<u>7,104,378</u>	<u>7,175,446</u>	<u>6,987,831</u>	<u>6,987,831</u>	<u>7,166,268</u>
Sources / Uses Total	<u>7,104,378</u>	<u>7,175,446</u>	<u>6,987,831</u>	<u>6,987,831</u>	<u>7,166,268</u>
<b>Fund Balance</b>					
Net Change in Fund	(66,610)	6,720	(188,151)	(194,870)	(6,719)
Beginning Fund Balance	254,730	188,151	188,151	194,870	6,719
Ending Fund Balance	<u>188,120</u>	<u>194,871</u>	<u>-</u>	<u>-</u>	<u>-</u>



Seminole County Government  
Budget Comparison By Fund

**30600 Infrastructure Imp/Capital Projects Fund**

	FY 2007 Actual	FY 2008 Actual	FY 2009 Adopted	FY 2009 Amended	FY 2010 Adopted
<b>Revenue</b>					
Interest Income	19,056	329,275	-	74,125	-
Revenue Total	19,056	329,275	-	74,125	-
<b>Expenditures</b>					
Operating	97,671	-	127,329	-	-
Capital Outlay	94,266	207,521	188,969	1,437,028	187,155
Expenditures Total	191,937	207,521	316,298	1,437,028	187,155
Revenues Over / (Under) Expenditures	(172,881)	121,754	(316,298)	(1,362,903)	(187,155)
<b>Sources / Uses</b>					
<b>Interfund Transfers</b>					
Transfer - In	8,958,229	903,471	-	300,251	-
Transfer - Out	-	-	-	(9,246,832)	-
Interfund Transfers Total	8,958,229	903,471	-	(8,946,581)	-
Sources / Uses Total	8,958,229	903,471	-	(8,946,581)	-
<b>Fund Balance</b>					
Net Change in Fund	8,785,348	1,025,225	(316,298)	(10,309,484)	(187,155)
Beginning Fund Balance	363,300	9,148,648	316,298	10,173,873	270,276
Ending Fund Balance	9,148,648	10,173,873	-	(135,611)	83,121



Seminole County Government  
Budget Comparison By Fund

**32000 Jail Project/2005**

	FY 2007 Actual	FY 2008 Actual	FY 2009 Adopted	FY 2009 Amended	FY 2010 Adopted
<b><u>Revenue</u></b>					
Interest Income	1,865,391	1,241,994	-	280,900	-
Revenue Total	<u>1,865,391</u>	<u>1,241,994</u>	<u>-</u>	<u>280,900</u>	<u>-</u>
<b><u>Expenditures</u></b>					
Capital Outlay	1,648,081	2,984,196	1,283,121	35,030,169	1,272,484
Expenditures Total	<u>1,648,081</u>	<u>2,984,196</u>	<u>1,283,121</u>	<u>35,030,169</u>	<u>1,272,484</u>
Revenues Over / (Under) Expenditures	217,310	(1,742,202)	(1,283,121)	(34,749,269)	(1,272,484)
<b><u>Fund Balance</u></b>					
Net Change in Fund	217,310	(1,742,202)	(1,283,121)	(34,749,269)	(1,272,484)
Beginning Fund Balance	36,273,657	36,491,471	1,283,121	34,749,269	1,272,484
Ending Fund Balance	<u>36,490,967</u>	<u>34,749,269</u>	<u>-</u>	<u>-</u>	<u>-</u>



Seminole County Government  
Budget Comparison By Fund

**32100 Natural Lands/Trails Bond Fund**

	FY 2007 Actual	FY 2008 Actual	FY 2009 Adopted	FY 2009 Amended	FY 2010 Adopted
<b>Revenue</b>					
Grants (Federal/State/Local)	4,271,251	1,881,742	-	-	-
Interest Income	724,332	486,214	-	-	-
Miscellaneous Revenues	6,269	27,674	-	6,293	-
Revenue Total	<u>5,001,852</u>	<u>2,395,630</u>	<u>-</u>	<u>6,293</u>	<u>-</u>
<b>Expenditures</b>					
Personal Services	131,107	81,345	-	-	-
Operating	20,731	2	-	-	10,000
Internal Charges / Other	-	1,200	-	-	-
Capital Outlay	563,648	8,162,478	4,292,453	4,314,743	2,850,820
Grants and Aid	-	28,689	-	-	-
Expenditures Total	<u>715,485</u>	<u>8,273,714</u>	<u>4,292,453</u>	<u>4,314,743</u>	<u>2,860,820</u>
Revenues Over / (Under) Expenditures	<u>4,286,367</u>	<u>(5,878,084)</u>	<u>(4,292,453)</u>	<u>(4,308,450)</u>	<u>(2,860,820)</u>
<b>Sources / Uses</b>					
<b>Interfund Transfers</b>					
Interfund Transfers Total	-	-	-	-	-
Sources / Uses Total	-	-	-	-	-
<b>Fund Balance</b>					
Net Change in Fund	4,286,367	(5,878,084)	(4,292,453)	(4,308,450)	(2,860,820)
Beginning Fund Balance	12,204,983	16,551,147	7,965,480	10,674,371	7,650,600
Ending Fund Balance	<u>16,491,350</u>	<u>10,673,063</u>	<u>3,673,027</u>	<u>6,365,921</u>	<u>4,789,780</u>



Seminole County Government  
Budget Comparison By Fund

**32200 Courthouse Projects Fund**

	FY 2007 Actual	FY 2008 Actual	FY 2009 Adopted	FY 2009 Amended	FY 2010 Adopted
<b>Revenue</b>					
Interest Income	179,605	109,652	-	-	-
Revenue Total	179,605	109,652	-	-	-
<b>Expenditures</b>					
Operating	-	134,462	17,694	17,694	17,694
Capital Outlay	194,442	490,518	2,513,361	2,608,784	2,511,284
Expenditures Total	194,442	624,980	2,531,055	2,626,478	2,528,978
Revenues Over / (Under) Expenditures	(14,837)	(515,328)	(2,531,055)	(2,626,478)	(2,528,978)
<b>Fund Balance</b>					
Net Change in Fund	(14,837)	(515,328)	(2,531,055)	(2,626,478)	(2,528,978)
Beginning Fund Balance	3,469,302	3,454,464	2,531,055	2,939,136	2,841,636
Ending Fund Balance	3,454,464	2,939,136	-	312,658	312,658



# Seminole County Government Budget Comparison By Fund

## 40100 Water And Sewer Operating Fund

	FY 2007 Actual	FY 2008 Actual	FY 2009 Adopted	FY 2009 Amended	FY 2010 Adopted
<b>Revenues</b>					
Grants (Federal/State/Local)	440,000	401,619	-	56,000	-
Charges for Services	39,562,673	38,886,136	44,114,963	42,464,963	48,979,600
Interest Income	1,095,358	1,497,489	265,000	495,000	525,000
Miscellaneous Revenues	45,273	168,444	130,000	130,000	130,000
<b>Revenues Total</b>	<b>41,143,304</b>	<b>40,953,688</b>	<b>44,509,963</b>	<b>43,145,963</b>	<b>49,634,600</b>
<b>Expenditures</b>					
Personal Services	6,842,346	6,973,916	7,084,801	7,084,801	6,423,647
Operating	13,692,769	13,306,821	15,005,840	15,129,029	14,387,010
Internal Charges	2,633,657	3,896,004	4,623,070	4,623,070	4,795,205
Capital Equipment	915,122	351,767	53,250	108,543	6,500
Capital Outlay	10,158,023	1,772,699	5,392,729	6,708,804	7,232,789
Debt Services	13,229,128	12,972,263	14,726,055	14,726,055	14,719,430
<b>Expenditures Total</b>	<b>47,471,045</b>	<b>39,273,470</b>	<b>46,885,745</b>	<b>48,380,302</b>	<b>47,564,581</b>
<b>Revenues Over / (Under)</b>	<b>(6,327,741)</b>	<b>1,680,218</b>	<b>(2,375,782)</b>	<b>(5,234,339)</b>	<b>2,070,019</b>
<b>Transfers</b>					
<b>Interfund Transfers</b>					
Transfers - In	10,816,614	-	-	-	-
Transfers - Out	-	(1,540,197)	-	-	-
<b>Transfers Total</b>	<b>10,816,614</b>	<b>(1,540,197)</b>	<b>-</b>	<b>-</b>	<b>-</b>
<b>Net Change in Fund</b>	<b>4,488,873</b>	<b>140,021</b>	<b>(2,375,782)</b>	<b>(5,234,339)</b>	<b>2,070,019</b>
<b>Beginning Fund Balance</b>	<b>11,249,168</b>	<b>15,738,041</b>	<b>12,628,080</b>	<b>15,878,062</b>	<b>13,737,110</b>
<b>Ending Fund Balance</b>	<b>15,738,041</b>	<b>15,878,062</b>	<b>10,252,298</b>	<b>10,643,723</b>	<b>15,807,129</b>



# Seminole County Government Budget Comparison By Fund

## 40102 Water Connection Fees Fund

	FY 2007 Actual	FY 2008 Actual	FY 2009 Adopted	FY 2009 Amended	FY 2010 Adopted
<b>Revenues</b>					
Interest Income	534,783	325,501	150,000	150,000	100,000
Miscellaneous Revenues	1,109,461	968,843	818,000	133,000	140,000
<b>Revenues Total</b>	<b>1,644,244</b>	<b>1,294,344</b>	<b>968,000</b>	<b>283,000</b>	<b>240,000</b>
<b>Expenditures</b>					
Capital Outlay	2,844,150	1,382,076	6,623,752	6,924,716	6,909,065
<b>Expenditures Total</b>	<b>2,844,150</b>	<b>1,382,076</b>	<b>6,623,752</b>	<b>6,924,716</b>	<b>6,909,065</b>
<b>Revenues Over / (Under)</b>	<b>(1,199,906)</b>	<b>(87,732)</b>	<b>(5,655,752)</b>	<b>(6,641,716)</b>	<b>(6,669,065)</b>
<b>Transfers</b>					
<b>Interfund Transfers</b>					
Transfers - In	-	434,655	-	-	-
Transfers - Out	-	-	-	-	-
<b>Transfers Total</b>	<b>-</b>	<b>434,655</b>	<b>-</b>	<b>-</b>	<b>-</b>
<b>Net Change in Fund</b>	<b>(1,199,906)</b>	<b>346,923</b>	<b>(5,655,752)</b>	<b>(6,641,716)</b>	<b>(6,669,065)</b>
<b>Beginning Fund Balance</b>	<b>10,391,478</b>	<b>9,191,572</b>	<b>8,079,640</b>	<b>9,538,495</b>	<b>9,305,844</b>
<b>Ending Fund Balance</b>	<b>9,191,572</b>	<b>9,538,495</b>	<b>2,423,888</b>	<b>2,896,779</b>	<b>2,636,779</b>





**Seminole County Government  
Budget Comparison By Fund**

**40103 Sewer Connection Fees Fund**

	FY 2007 Actual	FY 2008 Actual	FY 2009 Adopted	FY 2009 Amended	FY 2010 Adopted
<b>Revenues</b>					
Interest Income	1,538,097	779,181	400,000	400,000	215,000
Miscellaneous Revenues	3,640,225	1,940,711	2,800,000	1,000,000	600,000
<b>Revenues Total</b>	<b>5,178,322</b>	<b>2,719,892</b>	<b>3,200,000</b>	<b>1,400,000</b>	<b>815,000</b>
<b>Expenditures</b>					
Capital Outlay	13,344,983	7,089,654	10,490,024	11,048,900	6,941,450
<b>Expenditures Total</b>	<b>13,344,983</b>	<b>7,089,654</b>	<b>10,490,024</b>	<b>11,048,900</b>	<b>6,941,450</b>
<b>Revenues Over / (Under)</b>	<b>(8,166,661)</b>	<b>(4,369,762)</b>	<b>(7,290,024)</b>	<b>(9,648,900)</b>	<b>(6,126,450)</b>
<b>Transfers</b>					
<b>Interfund Transfers</b>					
Transfers - In	-	379,249	-	-	-
Transfers - Out	-	-	-	-	-
<b>Transfers Total</b>	<b>-</b>	<b>379,249</b>	<b>-</b>	<b>-</b>	<b>-</b>
<b>Net Change in Fund</b>	<b>(8,166,661)</b>	<b>(3,990,513)</b>	<b>(7,290,024)</b>	<b>(9,648,900)</b>	<b>(6,126,450)</b>
<b>Beginning Fund Balance</b>	<b>30,761,587</b>	<b>22,594,926</b>	<b>19,300,329</b>	<b>18,604,413</b>	<b>13,896,963</b>
<b>Ending Fund Balance</b>	<b>22,594,926</b>	<b>18,604,413</b>	<b>12,010,305</b>	<b>8,955,513</b>	<b>7,770,513</b>



**Seminole County Government  
Budget Comparison By Fund**

**40105 Water and Sewer Bonds, Series 2006**

	FY 2007 Actual	FY 2008 Actual	FY 2009 Adopted	FY 2009 Amended	FY 2010 Adopted
<b>Revenues</b>					
Bond Proceeds	163,418,015	-	-	-	-
Interest Income	6,721,249	4,955,762	1,000,000	1,000,000	688,000
<b>Revenues Total</b>	<b>170,139,264</b>	<b>4,955,762</b>	<b>1,000,000</b>	<b>1,000,000</b>	<b>688,000</b>
<b>Expenditures</b>					
Operating	-	4,969	-	-	-
Capital Outlay	6,634,089	31,987,158	83,237,985	117,508,311	42,404,846
<b>Expenditures Total</b>	<b>6,634,089</b>	<b>31,992,127</b>	<b>83,237,985</b>	<b>117,508,311</b>	<b>42,404,846</b>
<b>Revenues Over / (Under)</b>	<b>163,505,175</b>	<b>(27,036,365)</b>	<b>(82,237,985)</b>	<b>(116,508,311)</b>	<b>(41,716,846)</b>
<b>Transfers</b>					
<u>Interfund Transfers</u>					
Transfers - In	-	-	-	-	-
Transfers - Out	(9,033,014)	(3,984,202)	-	-	-
<b>Transfers Total</b>	<b>(9,033,014)</b>	<b>(3,984,202)</b>	<b>-</b>	<b>-</b>	<b>-</b>
<b>Net Change in Fund</b>	<b>154,472,161</b>	<b>(31,020,567)</b>	<b>(82,237,985)</b>	<b>(116,508,311)</b>	<b>(41,716,846)</b>
<b>Beginning Fund Balance</b>	<b>-</b>	<b>154,472,161</b>	<b>97,238,332</b>	<b>123,451,594</b>	<b>41,716,846</b>
<b>Ending Fund Balance</b>	<b>154,472,161</b>	<b>123,451,594</b>	<b>15,000,347</b>	<b>6,943,283</b>	<b>-</b>



**Seminole County Government  
Budget Comparison By Fund**

**40107 Water and Sewer Bond Reserves**

	FY 2007 Actual	FY 2008 Actual	FY 2009 Adopted	FY 2009 Amended	FY 2010 Adopted
<b>Revenues</b>					
Bond Proceeds	-	-	-	-	-
Interest Income	-	-	-	-	525,000
<b>Revenues Total</b>	<b>-</b>	<b>-</b>	<b>-</b>	<b>-</b>	<b>525,000</b>
<b>Expenditures</b>					
Operating	-	-	-	-	-
Capital Outlay	-	-	-	-	-
<b>Expenditures Total</b>	<b>-</b>	<b>-</b>	<b>-</b>	<b>-</b>	<b>-</b>
<b>Revenues Over / (Under)</b>	<b>-</b>	<b>-</b>	<b>-</b>	<b>-</b>	<b>525,000</b>
<b>Transfers</b>					
<b>Interfund Transfers</b>					
Transfers - In	-	14,721,180	-	-	-
Transfers - Out	-	-	-	-	-
<b>Transfers Total</b>	<b>-</b>	<b>14,721,180</b>	<b>-</b>	<b>-</b>	<b>-</b>
<b>Net Change in Fund</b>	<b>-</b>	<b>14,721,180</b>	<b>-</b>	<b>-</b>	<b>525,000</b>
<b>Beginning Fund Balance</b>	<b>-</b>	<b>-</b>	<b>14,721,180</b>	<b>14,721,180</b>	<b>14,721,180</b>
<b>Ending Fund Balance</b>	<b>-</b>	<b>14,721,180</b>	<b>14,721,180</b>	<b>14,721,180</b>	<b>15,246,180</b>



**Seminole County Government  
Budget Comparison By Fund**

**40110 Environmental Services Grants**

	<b>FY 2007 Actual</b>	<b>FY 2008 Actual</b>	<b>FY 2009 Adopted</b>	<b>FY 2009 Amended</b>	<b>FY 2010 Adopted</b>
<b>Revenues</b>					
State Shared Revenues	-	-	7,530,000	7,530,000	-
Interest Income	-	-	-	-	-
<b>Revenues Total</b>	<b>-</b>	<b>-</b>	<b>7,530,000</b>	<b>7,530,000</b>	<b>-</b>
<b>Expenditures</b>					
Operating	-	-	-	-	-
Capital Outlay	-	-	7,530,000	7,530,000	-
<b>Expenditures Total</b>	<b>-</b>	<b>-</b>	<b>7,530,000</b>	<b>7,530,000</b>	<b>-</b>
<b>Revenues Over / (Under)</b>	<b>-</b>	<b>-</b>	<b>-</b>	<b>-</b>	<b>-</b>
<b>Transfers</b>					
<b>Interfund Transfers</b>					
Transfers - In	-	-	-	-	-
Transfers - Out	-	-	-	-	-
<b>Transfers Total</b>	<b>-</b>	<b>-</b>	<b>-</b>	<b>-</b>	<b>-</b>
<b>Net Change in Fund</b>	<b>-</b>	<b>-</b>	<b>-</b>	<b>-</b>	<b>-</b>
<b>Beginning Fund Balance</b>	<b>-</b>	<b>-</b>	<b>-</b>	<b>-</b>	<b>-</b>
<b>Ending Fund Balance</b>	<b>-</b>	<b>-</b>	<b>-</b>	<b>-</b>	<b>-</b>



**Seminole County Government  
Budget Comparison By Fund**

**40201 Solid Waste Operating Fund**

	FY 2007 Actual	FY 2008 Actual	FY 2009 Adopted	FY 2009 Amended	FY 2010 Adopted
<b>Revenues</b>					
Grants (Federal/State/Local)	-	1,337,754	-	-	-
Charges for Services	14,596,091	14,470,987	13,796,200	11,528,800	12,658,000
Interest Income	1,699,766	1,121,835	1,070,000	350,000	560,000
Miscellaneous Revenues	352,805	501,440	649,700	401,500	339,000
<b>Revenues Total</b>	<b>16,648,662</b>	<b>17,432,016</b>	<b>15,515,900</b>	<b>12,280,300</b>	<b>13,557,000</b>
<b>Expenditures</b>					
Personal Services	4,091,070	4,288,841	4,467,099	4,328,620	4,206,249
Operating	5,690,957	2,931,490	4,808,441	3,563,742	4,004,852
Internal Charges	-	3,236,381	4,561,152	4,108,502	4,453,115
Capital Equipment	1,336,936	1,277,985	1,424,988	1,424,988	763,900
Capital Outlay	951,775	598,373	6,946,459	7,986,394	7,754,596
Debt Services	1,055,155	1,091,011	1,139,489	1,139,489	1,137,926
Grants and Aid	-	-	-	-	2,000,000
<b>Expenditures Total</b>	<b>13,125,893</b>	<b>13,424,081</b>	<b>23,347,628</b>	<b>22,551,735</b>	<b>24,320,638</b>
<b>Revenues Over / (Under)</b>	<b>3,522,769</b>	<b>4,007,935</b>	<b>(7,831,728)</b>	<b>(10,271,435)</b>	<b>(10,763,638)</b>
<b>Transfers</b>					
<b>Interfund Transfers</b>					
Transfers - In	-	-	-	-	-
Transfers - Out	(2,956,238)	(2,889,846)	-	-	-
<b>Transfers Total</b>	<b>(2,956,238)</b>	<b>(2,889,846)</b>	<b>-</b>	<b>-</b>	<b>-</b>
<b>Net Change in Fund</b>	<b>566,531</b>	<b>1,118,089</b>	<b>(7,831,728)</b>	<b>(10,271,435)</b>	<b>(10,763,638)</b>
<b>Beginning Fund Balance</b>	<b>30,056,019</b>	<b>30,622,550</b>	<b>25,614,146</b>	<b>31,740,639</b>	<b>32,449,980</b>
<b>Ending Fund Balance</b>	<b>30,622,550</b>	<b>31,740,639</b>	<b>17,782,418</b>	<b>21,469,204</b>	<b>21,686,342</b>



## Seminole County Government Budget Comparison By Fund

### 40204 Closure Cost Escrow Fund

	FY 2007 Actual	FY 2008 Actual	FY 2009 Adopted	FY 2009 Amended	FY 2010 Adopted
<b>Revenues</b>					
Grants (Federal/State/Local)	-	-	-	-	-
Charges for Services	-	-	-	-	-
Interest Income	327,140	359,248	160,000	160,000	160,000
Miscellaneous Revenues	-	-	-	-	-
<b>Revenues Total</b>	<b>327,140</b>	<b>359,248</b>	<b>160,000</b>	<b>160,000</b>	<b>160,000</b>
<b>Expenditures</b>					
Personal Services	-	-	-	-	-
Operating	-	-	-	-	-
Internal Charges	-	-	-	-	-
Capital Equipment	-	-	-	-	-
Capital Outlay	-	-	-	-	-
Debt Services	-	-	-	-	-
<b>Expenditures Total</b>	<b>-</b>	<b>-</b>	<b>-</b>	<b>-</b>	<b>-</b>
<b>Revenues Over / (Under)</b>	<b>327,140</b>	<b>359,248</b>	<b>160,000</b>	<b>160,000</b>	<b>160,000</b>
<b>Transfers</b>					
<b>Interfund Transfers</b>					
Transfers - In	2,956,238	2,889,846	-	-	-
Transfers - Out	-	-	-	-	-
<b>Transfers Total</b>	<b>2,956,238</b>	<b>2,889,846</b>	<b>-</b>	<b>-</b>	<b>-</b>
<b>Net Change in Fund</b>	<b>3,283,378</b>	<b>3,249,094</b>	<b>160,000</b>	<b>160,000</b>	<b>160,000</b>
<b>Beginning Fund Balance</b>	<b>6,254,681</b>	<b>9,538,059</b>	<b>13,195,224</b>	<b>12,787,153</b>	<b>13,195,224</b>
<b>Ending Fund Balance</b>	<b>9,538,059</b>	<b>12,787,153</b>	<b>13,355,224</b>	<b>12,947,153</b>	<b>13,355,224</b>



Seminole County Government  
Budget Comparison By Fund

**50100 Self Insurance Fund**

	FY 2007 Actual	FY 2008 Actual	FY 2009 Adopted	FY 2009 Amended	FY 2010 Adopted
<b><u>Revenue</u></b>					
Charges for Services	7,423,272	7,571,356	8,736,225	8,736,225	4,646,468
Interest Income	162,767	154,904	175,000	175,000	67,500
Miscellaneous Revenues	1,702,591	2,266,301	900,000	900,000	750,000
Revenue Total	<u>9,288,630</u>	<u>9,992,561</u>	<u>9,811,225</u>	<u>9,811,225</u>	<u>5,463,968</u>
<b><u>Expenditures</u></b>					
Personal Services	369,428	410,234	433,212	433,212	245,531
Operating	9,063,435	5,639,565	8,096,565	8,296,565	4,454,136
Internal Charges / Other	11,200	8,594	14,368	14,368	99,605
Expenditures Total	<u>9,444,063</u>	<u>6,058,393</u>	<u>8,544,145</u>	<u>8,744,145</u>	<u>4,799,272</u>
Revenues Over / (Under) Expenditures	(155,432)	3,934,168	1,267,080	1,067,080	664,696
<b><u>Sources / Uses</u></b>					
<b>Interfund Transfers</b>					
Interfund Transfers Total	-	-	-	-	-
Sources / Uses Total	-	-	-	-	-
<b><u>Fund Balance</u></b>					
Net Change in Fund	(155,432)	3,934,168	1,267,080	1,067,080	664,696
Beginning Fund Balance	4,126,944	3,966,811	8,246,089	12,465,253	6,190,103
Ending Fund Balance	<u>3,971,512</u>	<u>7,900,979</u>	<u>9,513,169</u>	<u>13,532,333</u>	<u>6,854,799</u>



Seminole County Government  
Budget Comparison By Fund

**50200 Workers' Compensation Fund**

	FY 2007 Actual	FY 2008 Actual	FY 2009 Adopted	FY 2009 Amended	FY 2010 Adopted
<b><u>Revenue</u></b>					
Charges for Services	-	-	-	-	2,523,345
Interest Income	-	-	-	-	82,500
Revenue Total	-	-	-	-	2,605,845
<b><u>Expenditures</u></b>					
Personal Services	-	-	-	-	123,055
Operating	-	-	-	-	2,255,641
Internal Charges / Other	-	-	-	-	65,368
Expenditures Total	-	-	-	-	2,444,064
Revenues Over / (Under) Expenditures	-	-	-	-	161,781
<b><u>Fund Balance</u></b>					
Net Change in Fund	-	-	-	-	161,781
Beginning Fund Balance	-	-	-	-	7,500,000
Ending Fund Balance	-	-	-	-	7,661,781





Seminole County Government  
Budget Comparison By Fund

**60302 Public Safety - System-wide Training**

	FY 2007 Actual	FY 2008 Actual	FY 2009 Adopted	FY 2009 Amended	FY 2010 Adopted
<b><u>Revenue</u></b>					
Charges for Services	41,345	41,790	42,000	42,000	42,000
Interest Income	5,316	5,197	-	-	-
Miscellaneous Revenues	9,330	-	-	-	-
Revenue Total	<u>55,991</u>	<u>46,987</u>	<u>42,000</u>	<u>42,000</u>	<u>42,000</u>
<b><u>Expenditures</u></b>					
Operating	42,606	54,485	42,000	166,925	42,000
Expenditures Total	<u>42,606</u>	<u>54,485</u>	<u>42,000</u>	<u>166,925</u>	<u>42,000</u>
Revenues Over / (Under) Expenditures	13,385	(7,498)	-	(124,925)	-
<b><u>Sources / Uses</u></b>					
<b>Interfund Transfers</b>					
Interfund Transfers Total	-	-	-	-	-
Sources / Uses Total	-	-	-	-	-
<b><u>Fund Balance</u></b>					
Net Change in Fund	13,385	(7,498)	-	(124,925)	-
Beginning Fund Balance	119,038	132,423	-	124,925	-
Ending Fund Balance	<u>132,423</u>	<u>124,925</u>	<u>-</u>	<u>-</u>	<u>-</u>



Seminole County Government  
Budget Comparison By Fund

**60303 Libraries - Designated**

	FY 2007 Actual	FY 2008 Actual	FY 2009 Adopted	FY 2009 Amended	FY 2010 Adopted
<b><u>Revenue</u></b>					
Interest Income	11,426	7,256	-	-	-
Miscellaneous Revenues	17,351	107,464	25,000	40,000	25,000
Revenue Total	<u>28,777</u>	<u>114,720</u>	<u>25,000</u>	<u>40,000</u>	<u>25,000</u>
<b><u>Expenditures</u></b>					
Operating	2,545	25,955	61,752	179,252	61,603
Capital Equipment	-	141,307	7,000	7,000	-
Internal Charges / Other	-	-	6,000	6,000	-
Library Books & Materials	16,688	466	10,000	20,000	50,000
Expenditures Total	<u>19,233</u>	<u>167,728</u>	<u>84,752</u>	<u>212,252</u>	<u>111,603</u>
Revenues Over / (Under) Expenditures	9,544	(53,008)	(59,752)	(172,252)	(86,603)
<b><u>Fund Balance</u></b>					
Net Change in Fund	9,544	(53,008)	(59,752)	(172,252)	(86,603)
Beginning Fund Balance	215,715	225,259	59,752	172,252	86,603
Ending Fund Balance	<u>225,259</u>	<u>172,251</u>	<u>-</u>	<u>-</u>	<u>-</u>



Seminole County Government  
Budget Comparison By Fund

**60304 Animal Services - Donations**

	<b>FY 2007 Actual</b>	<b>FY 2008 Actual</b>	<b>FY 2009 Adopted</b>	<b>FY 2009 Amended</b>	<b>FY 2010 Adopted</b>
<b><u>Revenue</u></b>					
Interest Income	3,642	3,203	-	-	-
Miscellaneous Revenues	36,558	21,490	-	-	-
Revenue Total	<u>40,200</u>	<u>24,693</u>	<u>-</u>	<u>-</u>	<u>-</u>
<b><u>Expenditures</u></b>					
Operating	5,010	11,027	20,000	97,335	20,000
Expenditures Total	<u>5,010</u>	<u>11,027</u>	<u>20,000</u>	<u>97,335</u>	<u>20,000</u>
Revenues Over / (Under) Expenditures	35,190	13,666	(20,000)	(97,335)	(20,000)
<b><u>Fund Balance</u></b>					
Net Change in Fund	35,190	13,666	(20,000)	(97,335)	(20,000)
Beginning Fund Balance	48,480	83,670	20,000	97,335	20,000
Ending Fund Balance	<u>83,670</u>	<u>97,336</u>	<u>-</u>	<u>-</u>	<u>-</u>



Seminole County Government  
Budget Comparison By Fund

**60311 Seminole Expressway Authority**

	FY 2007 Actual	FY 2008 Actual	FY 2009 Adopted	FY 2009 Amended	FY 2010 Adopted
<b><u>Revenue</u></b>					
Revenue Total	-	-	-	-	-
<b><u>Expenditures</u></b>					
Operating	-	-	-	40,204	40,144
Expenditures Total	-	-	-	40,204	40,144
Revenues Over / (Under) Expenditures	-	-	-	(40,204)	(40,144)
<b><u>Sources / Uses</u></b>					
<b>Interfund Transfers</b>					
Transfer - In	-	-	-	40,204	-
Interfund Transfers Total	-	-	-	40,204	-
Sources / Uses Total	-	-	-	40,204	-
<b><u>Fund Balance</u></b>					
Net Change in Fund	-	-	-	-	(40,144)
Beginning Fund Balance	-	-	-	-	40,144
Ending Fund Balance	-	-	-	-	-



## Administration

Board of County Commissioners  
County Attorney  
County Manager



## Administration

### Departmental Message

The Board of County Commissioners formulate policies that fulfill County government's responsibilities as identified in the County Charter, Florida Statutes, and the State Constitution, for the purpose of providing quality services to the citizens of Seminole County.

The County Attorney's Office ultimate purpose is to provide quality legal services in a timely manner to the Board of County Commissioners, its subordinate offices and staff, other elected Constitutional Officers and their staff, and as otherwise directed by the Board of County Commissioners.

The County Manager's Office ultimate purpose is to provide leadership, encourage and stimulate excellence throughout the organization to ensure the efficient and effective delivery of public services to Seminole County residents in accordance with the overall policy of the Board of County Commissioners.

### BOARD OF COUNTY COMMISSIONERS

A five member Board elected by the voters to represent the County's five districts. The Board is the legislative Branch of County government and is charged with governing the jurisdiction of Seminole County per applicable Florida Statutes. The Board takes official action through creation of policies, ordinances and resolutions at advertised public hearings and public meetings, and conducts worksessions as needed to discuss matters of general importance to the County.

### OBJECTIVES:

- \*Set policies for the operation of County government in order to provide services to the public which are cost effective, efficient in delivery, and add value to the community.
- \*Communicate with the Public to ensure that County policies reflect the interests of the citizens.
- \*Provide information to the public to keep them informed of Seminole County's policies, services and direction.
- \*Participate in community organizations so that policy decisions are made with as much information as possible.

### COUNTY ATTORNEY

Conducts legal research and renders legal opinions, drafts, reviews and revises ordinances, resolutions, contracts, real property instruments and legislation. Negotiate and coordinate intergovernmental arrangements, defend or represent the County in judicial and administrative proceedings and provide real property acquisition services.

### OBJECTIVES:

- \*Emphasize integrity, economy and efficiency while maintaining quality in providing legal services.
- \*Participate in or monitor all litigation to which the County is a party, attempting to resolve all disputes outside the judicial framework.
- \*Participate in a direct or support capacity to accomplish County and departmental projects in accordance with priorities established by the Board of County Commissioners.
- \*Maximize use of advances in information technology in performing legal research, compiling attorney work product and communicating that product to County Attorney Office customers.

### COUNTY MANAGER

Facilitates the implementation and compliance of all Board of County Commissioners policies, directives and laws; and maintains cooperative and professional relations with County Constitutional Officers, other local, State and Federal governmental and community organizations to secure support for and promote understanding of Board policies and actions. The County manager serves as the Budget Officer and directs the preparation and administration of the County's annual budget; analyzes and makes recommendations to the Board.

### OBJECTIVES:

- \*Ensure the delivery of quality and timely services to Seminole County residents in accordance with the overall policy of the Board of County Commissioners.
- \*Cultivate, throughout the organization, a continuous improvement mindset and a customer service attitude that strives to anticipate, meet and exceed customer expectations.
- \*Facilitate communication across the organization.
- \*Provide information to the public regarding County services.
- \*Establish a partnership with the private sector in facilitating economic development and job creation in Seminole County.
- \*Ensure long-term fiscal sustainability.



### Administration

<b>Expenditures</b>	<b>FY 2007/08 Actual</b>	<b>FY 2008/09 Adopted</b>	<b>FY 2008/09 Amended</b>	<b>FY 2009/10 Adopted</b>
Personal Services	3,153,896	3,473,773	3,473,773	3,251,765
Operating Expenditures	309,420	434,210	434,210	353,956
Internal Charges / Other	36,076	50,740	50,740	270,046
<b>Total Expenditures</b>	<b>3,499,392</b>	<b>3,958,723</b>	<b>3,958,723</b>	<b>3,875,767</b>

<b>Source of Funding</b>	<b>FY 2007/08 Actual</b>	<b>FY 2008/09 Adopted</b>	<b>FY 2008/09 Amended</b>	<b>FY 2009/10 Adopted</b>
General Fund	3,499,392	3,958,723	3,958,723	3,875,767
<b>Total Funding</b>	<b>3,499,392</b>	<b>3,958,723</b>	<b>3,958,723</b>	<b>3,875,767</b>

<b>Staffing Summary</b>	<b>FY 2007/08 Actual</b>	<b>FY 2008/09 Adopted</b>	<b>FY 2008/09 Amended</b>	<b>Adopted FY 2009/10</b>
Full-Time	35.00	33.00	33.00	31.00
Part-Time	-	-	-	-
<b>Total Permanent FTE</b>	<b>35.00</b>	<b>33.00</b>	<b>33.00</b>	<b>31.00</b>
<b>Total FTE</b>	<b>35.00</b>	<b>33.00</b>	<b>33.00</b>	<b>31.00</b>



### Administration

<u>Account Description</u>	<u>FY 2008/09 Adopted</u>	<u>FY 2008/09 Amended</u>	<u>FY 2009/10 Adopted</u>
<b>Personal Services</b>			
510110 Executive Salaries	399,850	401,495	401,790
510120 Full-time Regular Salaries	2,257,953	2,256,308	2,069,642
510130 Other Personal Services	600	600	600
510150 Special Pay	24,240	24,240	24,240
510210 Social Security Matching	189,173	189,173	170,289
510220 Retirement Contributions	287,122	287,122	284,305
510230 Health And Life Insurance	303,532	303,532	295,136
510240 Workers Compensation	<u>11,303</u>	<u>11,303</u>	<u>5,763</u>
Total Personal Services	<u>3,473,773</u>	<u>3,473,773</u>	<u>3,251,765</u>
<b>Operating Expenditures</b>			
530310 Professional Services	47,297	47,297	47,297
530330 Court Reporter Services	3,000	3,000	2,000
530340 Contracted Services	175,000	175,000	145,000
530400 Travel And Per Diem	27,532	27,532	17,912
530420 Transportation	650	650	400
530460 Repairs And Maintenance	1,500	1,500	1,000
530470 Printing And Binding	625	625	425
530480 Promotional Activities	7,500	7,500	-
530490 Other Charges/Obligations	9,250	9,250	4,425
530510 Office Supplies	14,850	14,850	11,750
530520 Operating Supplies	10,700	10,700	2,750
530540 Books, Dues Publications	<u>136,306</u>	<u>136,306</u>	<u>120,997</u>
Total Operating Expenditures	<u>434,210</u>	<u>434,210</u>	<u>353,956</u>
<b>Internal Charges / Other</b>			
540101 Other Charges / Obligations - Internal	<u>50,740</u>	<u>50,740</u>	<u>270,046</u>
Total Internal Charges / Other	<u>50,740</u>	<u>50,740</u>	<u>270,046</u>
<b>Capital Outlay</b>			
<b>Grants &amp; Aids</b>			
Total Expenditures	<u><u>3,958,723</u></u>	<u><u>3,958,723</u></u>	<u><u>3,875,767</u></u>





## Administration

### Board of County Commissioners

<b>Expenditures</b>	<b>FY 2007/08 Actual</b>	<b>FY 2008/09 Adopted</b>	<b>FY 2008/09 Amended</b>	<b>FY 2009/10 Adopted</b>
Personal Services	884,268	924,751	924,751	917,277
Operating Expenditures	16,317	28,318	28,318	22,050
Internal Charges / Other	5,980	11,114	11,114	65,409
<b>Total Expenditures</b>	<b>906,565</b>	<b>964,183</b>	<b>964,183</b>	<b>1,004,736</b>

<b>Source of Funding</b>	<b>FY 2007/08 Actual</b>	<b>FY 2008/09 Adopted</b>	<b>FY 2008/09 Amended</b>	<b>FY 2009/10 Adopted</b>
General Fund	906,565	964,183	964,183	1,004,736
<b>Total Funding</b>	<b>906,565</b>	<b>964,183</b>	<b>964,183</b>	<b>1,004,736</b>

<b>Staffing Summary</b>	<b>FY 2007/08 Actual</b>	<b>FY 2008/09 Adopted</b>	<b>FY 2008/09 Amended</b>	<b>Adopted FY 2009/10</b>
Full-Time	10.00	10.00	10.00	10.00
<b>Total Permanent FTE</b>	<b>10.00</b>	<b>10.00</b>	<b>10.00</b>	<b>10.00</b>
<b>Total FTE</b>	<b>10.00</b>	<b>10.00</b>	<b>10.00</b>	<b>10.00</b>



## Administration

### Board of County Commissioners

Account Description	FY 2008/09 Adopted	FY 2008/09 Amended	FY 2009/10 Adopted
<b>Personal Services</b>			
510110 Executive Salaries	399,850	401,495	401,790
510120 Full-time Regular Salaries	297,773	296,128	281,694
510130 Other Personal Services	600	600	600
510210 Social Security Matching	53,414	53,414	46,137
510220 Retirement Contributions	79,009	79,009	87,058
510230 Health And Life Insurance	90,683	90,683	98,153
510240 Workers Compensation	3,422	3,422	1,845
Total Personal Services	924,751	924,751	917,277
<b>Operating Expenditures</b>			
530400 Travel And Per Diem	12,000	12,000	9,500
530470 Printing And Binding	125	125	125
530490 Other Charges/Obligations	1,250	1,250	425
530510 Office Supplies	1,250	1,250	1,500
530520 Operating Supplies	2,500	2,500	500
530540 Books, Dues Publications	11,193	11,193	10,000
Total Operating Expenditures	28,318	28,318	22,050
<b>Internal Charges / Other</b>			
540101 Other Charges / Obligations - Internal	11,114	11,114	65,409
Total Internal Charges / Other	11,114	11,114	65,409
Total Expenditures	964,183	964,183	1,004,736



## Administration

### County Attorney

<b>Expenditures</b>	<b>FY 2007/08 Actual</b>	<b>FY 2008/09 Adopted</b>	<b>FY 2008/09 Amended</b>	<b>FY 2009/10 Adopted</b>
Personal Services	1,625,414	1,830,359	1,830,359	1,683,029
Operating Expenditures	97,937	134,512	134,512	126,399
Internal Charges / Other	20,961	27,984	27,984	125,406
<b>Total Expenditures</b>	<b>1,744,312</b>	<b>1,992,855</b>	<b>1,992,855</b>	<b>1,934,834</b>

<b>Source of Funding</b>	<b>FY 2007/08 Actual</b>	<b>FY 2008/09 Adopted</b>	<b>FY 2008/09 Amended</b>	<b>FY 2009/10 Adopted</b>
General Fund	1,744,312	1,992,855	1,992,855	1,934,834
<b>Total Funding</b>	<b>1,744,312</b>	<b>1,992,855</b>	<b>1,992,855</b>	<b>1,934,834</b>

<b>Staffing Summary</b>	<b>FY 2007/08 Actual</b>	<b>FY 2008/09 Adopted</b>	<b>FY 2008/09 Amended</b>	<b>Adopted FY 2009/10</b>
Full-Time	18.00	17.00	17.00	16.00
Part-Time	-	-	-	-
<b>Total Permanent FTE</b>	<b>18.00</b>	<b>17.00</b>	<b>17.00</b>	<b>16.00</b>
<b>Total FTE</b>	<b>18.00</b>	<b>17.00</b>	<b>17.00</b>	<b>16.00</b>



## Administration

### County Attorney

Account Description	FY 2008/09 Adopted	FY 2008/09 Amended	FY 2009/10 Adopted
<b>Personal Services</b>			
510120 Full-time Regular Salaries	1,409,236	1,409,236	1,300,396
510150 Special Pay	8,592	8,592	8,592
510210 Social Security Matching	100,526	100,526	92,860
510220 Retirement Contributions	146,087	146,087	136,579
510230 Health And Life Insurance	160,814	160,814	142,001
510240 Workers Compensation	5,104	5,104	2,601
Total Personal Services	<u>1,830,359</u>	<u>1,830,359</u>	<u>1,683,029</u>
<b>Operating Expenditures</b>			
530310 Professional Services	47,297	47,297	47,297
530330 Court Reporter Services	3,000	3,000	2,000
530400 Travel And Per Diem	6,732	6,732	5,232
530420 Transportation	500	500	250
530460 Repairs And Maintenance	1,500	1,500	1,000
530470 Printing And Binding	300	300	300
530490 Other Charges/Obligations	2,000	2,000	2,000
530510 Office Supplies	10,000	10,000	9,000
530520 Operating Supplies	2,000	2,000	1,500
530540 Books, Dues Publications	61,183	61,183	57,820
Total Operating Expenditures	<u>134,512</u>	<u>134,512</u>	<u>126,399</u>
<b>Internal Charges / Other</b>			
540101 Other Charges / Obligations - Internal	27,984	27,984	125,406
Total Internal Charges / Other	<u>27,984</u>	<u>27,984</u>	<u>125,406</u>
<b>Capital Outlay</b>			
Total Expenditures	<u><u>1,992,855</u></u>	<u><u>1,992,855</u></u>	<u><u>1,934,834</u></u>



## Administration

### County Manager

<b>Expenditures</b>	<b>FY 2007/08 Actual</b>	<b>FY 2008/09 Adopted</b>	<b>FY 2008/09 Amended</b>	<b>FY 2009/10 Adopted</b>
Personal Services	644,214	718,663	718,663	651,459
Operating Expenditures	195,166	271,380	271,380	205,507
Internal Charges / Other	9,135	11,642	11,642	79,231
<b>Total Expenditures</b>	<b>848,515</b>	<b>1,001,685</b>	<b>1,001,685</b>	<b>936,197</b>

<b>Source of Funding</b>	<b>FY 2007/08 Actual</b>	<b>FY 2008/09 Adopted</b>	<b>FY 2008/09 Amended</b>	<b>FY 2009/10 Adopted</b>
General Fund	848,515	1,001,685	1,001,685	936,197
<b>Total Funding</b>	<b>848,515</b>	<b>1,001,685</b>	<b>1,001,685</b>	<b>936,197</b>

<b>Staffing Summary</b>	<b>FY 2007/08 Actual</b>	<b>FY 2008/09 Adopted</b>	<b>FY 2008/09 Amended</b>	<b>Adopted FY 2009/10</b>
Full-Time	7.00	6.00	6.00	5.00
<b>Total Permanent FTE</b>	<b>7.00</b>	<b>6.00</b>	<b>6.00</b>	<b>5.00</b>
<b>Total FTE</b>	<b>7.00</b>	<b>6.00</b>	<b>6.00</b>	<b>5.00</b>



## Administration

### County Manager

Account Description	FY 2008/09 Adopted	FY 2008/09 Amended	FY 2009/10 Adopted
<b>Personal Services</b>			
510120 Full-time Regular Salaries	550,944	550,944	487,552
510150 Special Pay	15,648	15,648	15,648
510210 Social Security Matching	35,233	35,233	31,292
510220 Retirement Contributions	62,026	62,026	60,668
510230 Health And Life Insurance	52,035	52,035	54,982
510240 Workers Compensation	2,777	2,777	1,317
Total Personal Services	<u>718,663</u>	<u>718,663</u>	<u>651,459</u>
<b>Operating Expenditures</b>			
530340 Contracted Services	175,000	175,000	145,000
530400 Travel And Per Diem	8,800	8,800	3,180
530420 Transportation	150	150	150
530470 Printing And Binding	200	200	-
530480 Promotional Activities	7,500	7,500	-
530490 Other Charges/Obligations	6,000	6,000	2,000
530510 Office Supplies	3,600	3,600	1,250
530520 Operating Supplies	6,200	6,200	750
530540 Books, Dues Publications	63,930	63,930	53,177
Total Operating Expenditures	<u>271,380</u>	<u>271,380</u>	<u>205,507</u>
<b>Internal Charges / Other</b>			
540101 Other Charges / Obligations - Internal	11,642	11,642	79,231
Total Internal Charges / Other	<u>11,642</u>	<u>11,642</u>	<u>79,231</u>
<b>Grants &amp; Aids</b>			
Total Expenditures	<u>1,001,685</u>	<u>1,001,685</u>	<u>936,197</u>



## Administrative Services

- Purchasing and Contracts
- Mail Services
- Administration and Support Services
- Property Management
- Risk Management
- Administration - Admin Services
- Facilities Management - Administration & Regular Maintenance
- Construction Management
- Facilities Pro-Active Maintenance
- Fleet Management



## Administrative Services

### Departmental Message

The Administrative Services Department provides internal support to the County through delivery of seamless operational and administrative support. Being an internal support department, Administrative Services continually looks at ways to provide quality customer service, foster accountability, and help all County Programs to work more efficiently. Divisions include Purchasing & Contracts, Administration, Fleet and Facilities Management, and Support Services.

Administrative Services provides construction management, general maintenance, fleet management, risk management, benefits administration, property management, mailing, purchasing, and contracting services throughout the County.

### OBJECTIVES

- Ensure that each program is using cost effective and efficient programs that will maximize the available resources of the County
- Deliver customer service in a cost-effective, timely, and professional manner, utilizing an approach that is driven by Countywide objectives
- Develop and issue user-friendly policies and procedures in plain language to ensure an effective and efficient framework that will meet the County's needs.
- Provide oversight to numerous contracts that provide service for various County Programs. Examples include space leases, janitorial, security, refuse, vending, fleet maintenance, HVAC, fire alarm maintenance, landscaping, and roofing contracts.





### Administrative Services

Expenditures	FY 2007/08 Actual	FY 2008/09 Adopted	FY 2008/09 Amended	FY 2009/10 Adopted
Personal Services	4,919,929	4,793,412	4,793,412	4,345,303
Operating Expenditures	22,717,930	29,586,939	29,654,860	26,033,660
Internal Charges / Other	222,056	275,982	275,982	735,068
Cost Allocations (contra expenditure)	-7,780,952	-9,721,012	-9,721,012	-10,467,732
Capital Outlay	5,954,002	17,186,242	51,913,699	12,173,536
Transfers	156,713	-	14,858	-
<b>Total Expenditures</b>	<b>26,189,678</b>	<b>42,121,563</b>	<b>76,931,799</b>	<b>32,819,835</b>

Source of Funding	FY 2007/08 Actual	FY 2008/09 Adopted	FY 2008/09 Amended	FY 2009/10 Adopted
General Fund	15,201,122	26,226,985	26,906,894	20,016,815
Facilities Maintenance Fund	347,300	1,876,401	2,017,755	1,114,902
Transportation Trust Fund	431,170	512,750	512,750	-
Hazardous Mitigation - Wind Grant	167,482	-	14,746	-
County Civil Mediation	-	185,975	209,294	209,294
Circuit Civil Mediation	5,045	238,257	248,989	218,992
Family Mediation	-	190,000	215,034	215,034
Infrastructure Imp/Capital Projects	-	127,329	-	-
Jail Project/2005	2,984,196	1,283,121	35,030,169	1,272,484
Courthouse Projects Fund	624,980	2,531,055	2,626,478	2,528,978
Water And Sewer Operating Fund	241,917	256,565	256,565	-
Solid Waste Fund	128,073	148,980	148,980	-
Self Insurance Fund	6,058,393	8,544,145	8,744,145	4,799,272
Workers' Compensation Fund	-	-	-	2,444,064
<b>Total Funding</b>	<b>26,189,678</b>	<b>42,121,563</b>	<b>76,931,799</b>	<b>32,819,835</b>

Staffing Summary	FY 2007/08 Actual	FY 2008/09 Adopted	FY 2008/09 Amended	Adopted FY 2009/10
Full-Time	82.00	70.50	70.50	66.00
Part-Time	-	-	-	-
<b>Total Permanent FTE</b>	<b>82.00</b>	<b>70.50</b>	<b>70.50</b>	<b>66.00</b>
Over-Time	-	-	-	-
Temporary/Interns	1.25	-	-	-
<b>Total Non-Permanent FTE</b>	<b>1.25</b>	<b>-</b>	<b>-</b>	<b>-</b>
<b>Total FTE</b>	<b>83.25</b>	<b>70.50</b>	<b>70.50</b>	<b>66.00</b>



## Administrative Services

### Purchasing and Contracts

#### Program Message

The Purchasing and Contracts Division (PCD) provides purchasing and contracting services by teaming with internal and external customers to deliver innovative, effective and timely procurement solutions. PCD functions include processing procurement requests, receiving competitive prices through quotes, bids, negotiations, and proposals, issuing purchasing orders, change orders, work orders, amendments and contracts that totaled over \$128.5 million of encumber budgeted funds in FY 07/08, and assisting in the management of contracts from initiation through final Board approval to the expiration of the contracts. PCD manages over 9,440 fixed (personal) assets and performs the administration of the Purchasing Card Program.

#### OBJECTIVES:

- Ensure Countywide compliance of the Purchasing code, policies and procedures, while maintaining an effective operation of the purchasing, contracting, and fixed assets process.
- Provide innovative procurement solutions, while maintaining customer satisfaction and achieving management's objectives in the purchasing, contracting and fixed assets functions.
- Achieve cost savings by using the competitive process and through negotiations.
- Utilize new technological and procurement methods.
- Advance the utilization of e-procurement solutions that improve efficiency.
- Administer the Purchasing Card Program, and conduct compliance checks.



## Administrative Services

### Purchasing and Contracts

<b>Expenditures</b>	<b>FY 2007/08 Actual</b>	<b>FY 2008/09 Adopted</b>	<b>FY 2008/09 Amended</b>	<b>FY 2009/10 Adopted</b>
Personal Services	989,421	907,162	907,162	870,895
Operating Expenditures	37,740	41,025	58,569	37,440
Internal Charges / Other	16,010	23,951	23,951	94,284
Capital Outlay	11,782	-	-	-
<b>Total Expenditures</b>	<b>1,054,953</b>	<b>972,138</b>	<b>989,682</b>	<b>1,002,619</b>

<b>Source of Funding</b>	<b>FY 2007/08 Actual</b>	<b>FY 2008/09 Adopted</b>	<b>FY 2008/09 Amended</b>	<b>FY 2009/10 Adopted</b>
General Fund	1,054,953	972,138	989,682	1,002,619
<b>Total Funding</b>	<b>1,054,953</b>	<b>972,138</b>	<b>989,682</b>	<b>1,002,619</b>

<b>Staffing Summary</b>	<b>FY 2007/08 Actual</b>	<b>FY 2008/09 Adopted</b>	<b>FY 2008/09 Amended</b>	<b>Adopted FY 2009/10</b>
Full-Time	16.00	13.00	13.00	12.00
<b>Total Permanent FTE</b>	<b>16.00</b>	<b>13.00</b>	<b>13.00</b>	<b>12.00</b>
Temporary/Interns	0.25	-	-	-
<b>Total Non-Permanent FTE</b>	<b>0.25</b>	<b>-</b>	<b>-</b>	<b>-</b>
<b>Total FTE</b>	<b>16.25</b>	<b>13.00</b>	<b>13.00</b>	<b>12.00</b>



## Administrative Services

### Mail Services

#### Program Message

This program centralizes charges related to mail services to include county-wide postage and courier service, distribution of incoming and outgoing mail; delivery of interoffice mail, and folding and inserting (water and sewer bills, employee notices, etc.). In addition, this program, picks up, sorts and delivers all incoming mail, collects, sorts and meters and posts all outgoing mail and organizes mass mailings for departments. The Mail Center also manages the third party vendors that process mail for optimum discounts, maintains escrow accounts with postage meter service vendor, and provides pickup and delivery of computer/network backup tapes for the IT Department.

#### OBJECTIVES:

- Seek cost reduction through frequent communications with county staff on best practices and through vendor consultations.



## Administrative Services

### Mail Services

<b>Expenditures</b>	<b>FY 2007/08 Actual</b>	<b>FY 2008/09 Adopted</b>	<b>FY 2008/09 Amended</b>	<b>FY 2009/10 Adopted</b>
Personal Services	154,818	189,372	189,372	148,618
Operating Expenditures	489,136	608,000	608,000	569,517
Internal Charges / Other	843	1,269	1,269	10,212
Cost Allocations (contra expenditure)	-408,964	-566,840	-566,840	-728,850
<b>Total Expenditures</b>	<b>235,833</b>	<b>231,801</b>	<b>231,801</b>	<b>-503</b>

<b>Source of Funding</b>	<b>FY 2007/08 Actual</b>	<b>FY 2008/09 Adopted</b>	<b>FY 2008/09 Amended</b>	<b>FY 2009/10 Adopted</b>
General Fund	235,833	231,801	231,801	-503
<b>Total Funding</b>	<b>235,833</b>	<b>231,801</b>	<b>231,801</b>	<b>-503</b>

<b>Staffing Summary</b>	<b>FY 2007/08 Actual</b>	<b>FY 2008/09 Adopted</b>	<b>FY 2008/09 Amended</b>	<b>Adopted FY 2009/10</b>
Full-Time	3.00	3.50	3.50	3.00
<b>Total Permanent FTE</b>	<b>3.00</b>	<b>3.50</b>	<b>3.50</b>	<b>3.00</b>
<b>Total FTE</b>	<b>3.00</b>	<b>3.50</b>	<b>3.50</b>	<b>3.00</b>



## **Administrative Services**

### **Administration and Support Services**

#### **Program Message**

The administration program of Support Services is an integral provider of a wide scope of functions necessary to support the daily operations of the County. Support Services manages the programs within the division including Risk Management, Property Management, and Mailing Services. Moving coordination and records retention services are also functions performed by this program.

#### **OBJECTIVES:**

- Ensure that each program is using cost effective and efficient programs that will maximize the available resources of the County.
- Deliver customer service in a cost-effective, timely, and professional manner, utilizing an approach that is driven by county-wide objectives.
- Develop and issue user-friendly policies and procedures, review and rewrite existing policies and procedures in plain language as needed and to ensure an effective and efficient framework that will meet the organization's needs.
- Accommodate new processes and improve existing processes within the department by being innovative and designing or redesigning programs and services that will deliver accountability, quality customer service, and efficiency.



## Administrative Services

### Administration and Support Services

<b>Expenditures</b>	<b>FY 2007/08 Actual</b>	<b>FY 2008/09 Adopted</b>	<b>FY 2008/09 Amended</b>	<b>FY 2009/10 Adopted</b>
Personal Services	363,019	308,671	308,671	314,352
Operating Expenditures	2,175,415	2,603,015	2,678,015	148,820
Internal Charges / Other	11,401	13,205	13,205	46,349
Capital Outlay	-	9,857,979	9,865,979	6,343,111
<b>Total Expenditures</b>	<b>2,549,835</b>	<b>12,782,870</b>	<b>12,865,870</b>	<b>6,852,632</b>

<b>Source of Funding</b>	<b>FY 2007/08 Actual</b>	<b>FY 2008/09 Adopted</b>	<b>FY 2008/09 Amended</b>	<b>FY 2009/10 Adopted</b>
General Fund	2,549,835	12,782,870	12,865,870	6,852,632
<b>Total Funding</b>	<b>2,549,835</b>	<b>12,782,870</b>	<b>12,865,870</b>	<b>6,852,632</b>

<b>Staffing Summary</b>	<b>FY 2007/08 Actual</b>	<b>FY 2008/09 Adopted</b>	<b>FY 2008/09 Amended</b>	<b>Adopted FY 2009/10</b>
Full-Time	6.00	4.00	4.00	4.00
<b>Total Permanent FTE</b>	<b>6.00</b>	<b>4.00</b>	<b>4.00</b>	<b>4.00</b>
<b>Total FTE</b>	<b>6.00</b>	<b>4.00</b>	<b>4.00</b>	<b>4.00</b>



## Administrative Services

### Property Management

#### Program Message

The Property Management program administers the land management program for Seminole County Government which includes security, maintenance, demolition, purchase and surplus of properties. The negotiation and oversight of all leased office space, the monitoring of janitorial, security, refuse, and vending contracts are also services provided by this program. Property Management centralizes the property acquisition process to allow for the purchase of land for future County development t which also includes lands for the future development of the Five Points Government Center.

#### OBJECTIVES

- Continue with centralizing the County's property management and land acquisition efforts.
- Locate, negotiate and purchase relocation property.
- Complete the environmental rehabilitation of the most recent purchase for the Five Points expansion.
- Maintain dialog with county staff to initiate increased efficiency in oversight and cost reduction of contracts.





## Administrative Services

### Property Management

<b>Expenditures</b>	<b>FY 2007/08 Actual</b>	<b>FY 2008/09 Adopted</b>	<b>FY 2008/09 Amended</b>	<b>FY 2009/10 Adopted</b>
Operating Expenditures	778,672	1,045,624	918,295	3,175,400
Internal Charges / Other	-	-	-	1,974
Cost Allocations (contra expenditure)	-	-	-	-815,200
Capital Outlay	22,488	-	-	-
<b>Total Expenditures</b>	<b>801,160</b>	<b>1,045,624</b>	<b>918,295</b>	<b>2,362,174</b>

<b>Source of Funding</b>	<b>FY 2007/08 Actual</b>	<b>FY 2008/09 Adopted</b>	<b>FY 2008/09 Amended</b>	<b>FY 2009/10 Adopted</b>
General Fund	-	-	-	2,362,174
Transportation Trust Fund	431,170	512,750	512,750	-
Infrastructure Imp/Capital Projects	-	127,329	-	-
Water And Sewer Operating Fund	241,917	256,565	256,565	-
Solid Waste Fund	128,073	148,980	148,980	-
<b>Total Funding</b>	<b>801,160</b>	<b>1,045,624</b>	<b>918,295</b>	<b>2,362,174</b>

<b>Staffing Summary</b>	<b>FY 2007/08 Actual</b>	<b>FY 2008/09 Adopted</b>	<b>FY 2008/09 Amended</b>	<b>Adopted FY 2009/10</b>

Total FTE



## Administrative Services

### Risk Management

#### Program Message

The Risk Management Program is broken into three components, including Property/Liability, Worker's Compensation, and Benefits. The Property/Liability component coordinates the adjudication of property and liability claims to protect County assets, its citizens and employees from financial exposure due to an insurable accident or loss. This also includes Safety inspection services. The Worker's Compensation component provides a comprehensive self-insurance program for workers' compensation protection and centers its operations and strategies on ensuring a safe environment for employees and citizens. The Benefits component is responsible for administering the County's employee benefits package. The goal is to provide employees with a comprehensive benefit program that enhances their health and welfare, which includes health, dental, and supplemental insurance benefits.

#### OBJECTIVES

##### (Property/Liability)

- It is the objective of Seminole County risk management to manage uncertainty, mitigate losses, and manage risks proactively by actively investigating accidents, liability claims, and routine building inspections.
- Provide a comprehensive property/liability program that protects employees and citizens.
- Monitor self-insurance funding to ensure legal compliance and sound fiscal management.
- Maintain a case management program that identifies risks, evaluates losses, and recommends procedures to control property/liability losses.
- Develop and monitor safe operating procedures.
- Conduct and track facility inspections to analyze and correct hazards.
- Purchasing various insurance policies.
- Reviewing contracts & lease agreements to protect County from potential liability.

##### (Worker's Compensation)

- Provide a comprehensive workers' compensation program that protects employees and citizens.
- Monitor self-insurance funding to ensure legal compliance and sound fiscal management.
- Maintain a case management program that identifies risks, evaluates losses, and recommends procedures to control workers' compensation losses.

##### (Benefits)

- To provide employees with a comprehensive benefit program that enhances their health and welfare



## Administrative Services

### Risk Management

<b>Expenditures</b>	<b>FY 2007/08 Actual</b>	<b>FY 2008/09 Adopted</b>	<b>FY 2008/09 Amended</b>	<b>FY 2009/10 Adopted</b>
Personal Services	410,234	433,212	433,212	368,586
Operating Expenditures	5,639,565	8,096,565	8,296,565	6,709,777
Internal Charges / Other	8,594	14,368	14,368	164,973
<b>Total Expenditures</b>	<b>6,058,393</b>	<b>8,544,145</b>	<b>8,744,145</b>	<b>7,243,336</b>

<b>Source of Funding</b>	<b>FY 2007/08 Actual</b>	<b>FY 2008/09 Adopted</b>	<b>FY 2008/09 Amended</b>	<b>FY 2009/10 Adopted</b>
Self Insurance Fund	6,058,393	8,544,145	8,744,145	4,799,272
Workers' Compensation Fund	-	-	-	2,444,064
<b>Total Funding</b>	<b>6,058,393</b>	<b>8,544,145</b>	<b>8,744,145</b>	<b>7,243,336</b>

<b>Staffing Summary</b>	<b>FY 2007/08 Actual</b>	<b>FY 2008/09 Adopted</b>	<b>FY 2008/09 Amended</b>	<b>Adopted FY 2009/10</b>
Full-Time	6.00	6.00	6.00	5.00
Part-Time	-	-	-	-
<b>Total Permanent FTE</b>	<b>6.00</b>	<b>6.00</b>	<b>6.00</b>	<b>5.00</b>
<b>Total FTE</b>	<b>6.00</b>	<b>6.00</b>	<b>6.00</b>	<b>5.00</b>



## **Administrative Services**

### **Administration - Admin Services**

#### **Program Message**

The Administrative Office oversees the divisions within the department including Purchasing & Contracts, Fleet & Facilities Management and Support Services.

#### **OBJECTIVES**

- Deliver customer service in a cost-effective, timely, and professional manner, utilizing an approach that is driven by county-wide objectives.
- Develop and issue user-friendly policies and procedures, review and rewrite existing policies and procedures in plain language as needed and to ensure an effective and efficient framework that will meet the organization's needs.
- Accommodate new processes and improve existing processes within the department by being innovative and designing or redesigning programs and services that will deliver accountability, quality customer service, and efficiency.
- Ensure that each division is using cost effective and efficient programs that will maximize the available resources of the County.



## Administrative Services

### Administration - Admin Services

<b>Expenditures</b>	<b>FY 2007/08 Actual</b>	<b>FY 2008/09 Adopted</b>	<b>FY 2008/09 Amended</b>	<b>FY 2009/10 Adopted</b>
Personal Services	223,934	296,551	296,551	262,384
Operating Expenditures	17,723	10,158	13,520	4,628
Internal Charges / Other	3,016	4,715	4,715	20,499
Capital Outlay	73,294	-	33,379	-
<b>Total Expenditures</b>	<b>317,967</b>	<b>311,424</b>	<b>348,165</b>	<b>287,511</b>

<b>Source of Funding</b>	<b>FY 2007/08 Actual</b>	<b>FY 2008/09 Adopted</b>	<b>FY 2008/09 Amended</b>	<b>FY 2009/10 Adopted</b>
General Fund	317,967	311,424	348,165	287,511
<b>Total Funding</b>	<b>317,967</b>	<b>311,424</b>	<b>348,165</b>	<b>287,511</b>

<b>Staffing Summary</b>	<b>FY 2007/08 Actual</b>	<b>FY 2008/09 Adopted</b>	<b>FY 2008/09 Amended</b>	<b>Adopted FY 2009/10</b>
Full-Time	3.00	3.00	3.00	3.00
<b>Total Permanent FTE</b>	<b>3.00</b>	<b>3.00</b>	<b>3.00</b>	<b>3.00</b>
<b>Total FTE</b>	<b>3.00</b>	<b>3.00</b>	<b>3.00</b>	<b>3.00</b>



## Administrative Services

### Facilities Management - Administration & Regular Maintenance

#### Program Message

The Facilities Regular Maintenance Program provides repair and maintenance services to County owned and leased facilities. Services provided include preventive maintenance and repairs in the following disciplines; electrical, HVAC, plumbing, carpentry, painting, roofing and landscaping. In addition to normal building maintenance and repair the Facilities Regular Maintenance Program is also responsible to satisfy maintenance and repair requirements mandated by government regulations, insurance requirements and building codes.

#### OBJECTIVES

- Fewer disruptions to normal operations
- Fewer customer complaints
- Reduced energy consumptions
- Reduce repair costs as a result of enhanced maintenance activities



## Administrative Services

### Facilities Management - Administration & Regular Maintenance

Expenditures	FY 2007/08 Actual	FY 2008/09 Adopted	FY 2008/09 Amended	FY 2009/10 Adopted
Personal Services	2,598,389	2,523,885	2,523,885	2,092,285
Operating Expenditures	5,541,977	6,855,689	6,763,145	6,342,648
Internal Charges / Other	176,883	211,929	211,929	364,344
Cost Allocations (contra expenditure)	-849,597	-1,069,806	-1,069,806	-1,015,902
Capital Outlay	2,063,201	2,137,648	2,780,816	1,183,130
<b>Total Expenditures</b>	<b>9,530,853</b>	<b>10,659,345</b>	<b>11,209,969</b>	<b>8,966,505</b>

Source of Funding	FY 2007/08 Actual	FY 2008/09 Adopted	FY 2008/09 Amended	FY 2009/10 Adopted
General Fund	9,530,853	10,659,345	11,209,969	8,966,505
<b>Total Funding</b>	<b>9,530,853</b>	<b>10,659,345</b>	<b>11,209,969</b>	<b>8,966,505</b>

Staffing Summary	FY 2007/08 Actual	FY 2008/09 Adopted	FY 2008/09 Amended	Adopted FY 2009/10
Full-Time	45.00	39.00	39.00	35.00
<b>Total Permanent FTE</b>	<b>45.00</b>	<b>39.00</b>	<b>39.00</b>	<b>35.00</b>
Over-Time	-	-	-	-
Temporary/Interns	1.00	-	-	-
<b>Total Non-Permanent FTE</b>	<b>1.00</b>	<b>-</b>	<b>-</b>	<b>-</b>
<b>Total FTE</b>	<b>46.00</b>	<b>39.00</b>	<b>39.00</b>	<b>35.00</b>



## Administrative Services

### Construction Management

#### Program Message

The mission of the Construction Management Program is to efficiently deliver quality new construction and renovation projects. The program provides centralized Project Management Services for all County vertical construction and parks projects. Services include project scope development; cost estimating, project design, schedule development, construction management, budget control and analysis, contract administration, liaison between the County and all other project participants and jobsite supervision.

#### OBJECTIVES

- Complete all projects within established budget.
- Complete all projects in a timely and professional manner.
- Assure that project designs address the needs of the County in the most economical manner possible.
- Utilize owner direct purchase/sales tax recovery on larger projects to realize additional savings





## Administrative Services

### Construction Management

<b>Expenditures</b>	<b>FY 2007/08 Actual</b>	<b>FY 2008/09 Adopted</b>	<b>FY 2008/09 Amended</b>	<b>FY 2009/10 Adopted</b>
Personal Services	-	-	-	152,233
Operating Expenditures	150,276	317,694	317,582	320,442
Internal Charges / Other	-	-	-	2,840
Capital Outlay	3,602,459	5,190,615	39,233,525	4,647,295
<b>Total Expenditures</b>	<b>3,752,735</b>	<b>5,508,309</b>	<b>39,551,107</b>	<b>5,122,810</b>

<b>Source of Funding</b>	<b>FY 2007/08 Actual</b>	<b>FY 2008/09 Adopted</b>	<b>FY 2008/09 Amended</b>	<b>FY 2009/10 Adopted</b>
General Fund	-	-	-	162,818
Facilities Maintenance Fund	127,745	1,079,901	1,221,255	515,210
Hazardous Mitigation - Wind Grant	10,769	-	-112	-
County Civil Mediation	-	185,975	209,294	209,294
Circuit Civil Mediation	5,045	238,257	248,989	218,992
Family Mediation	-	190,000	215,034	215,034
Jail Project/2005	2,984,196	1,283,121	35,030,169	1,272,484
Courthouse Projects Fund	624,980	2,531,055	2,626,478	2,528,978
<b>Total Funding</b>	<b>3,752,735</b>	<b>5,508,309</b>	<b>39,551,107</b>	<b>5,122,810</b>

<b>Staffing Summary</b>	<b>FY 2007/08 Actual</b>	<b>FY 2008/09 Adopted</b>	<b>FY 2008/09 Amended</b>	<b>Adopted FY 2009/10</b>
Full-Time	-	-	-	2.00
<b>Total Permanent FTE</b>	<b>-</b>	<b>-</b>	<b>-</b>	<b>2.00</b>
<b>Total FTE</b>	<b>-</b>	<b>-</b>	<b>-</b>	<b>2.00</b>



## **Administrative Services**

### **Facilities Pro-Active Maintenance**

#### **Program Message**

The Pro-Active Maintenance Program budgets a fixed amount for HVAC and Roof replacements each year. Any unused portion of the annual budget amount is carried forward to the next year's budget. This approach makes budgeting and planning easier and more consistent.

#### **OBJECTIVES**

- Replace aged HVAC equipment and roofs before they fail and/or additional costs are incurred.



## Administrative Services

### Facilities Pro-Active Maintenance

<b>Expenditures</b>	<b>FY 2007/08 Actual</b>	<b>FY 2008/09 Adopted</b>	<b>FY 2008/09 Amended</b>	<b>FY 2009/10 Adopted</b>
Operating Expenditures	179,858	1,105,500	1,105,500	937,740
Cost Allocations (contra expenditure)	-85,685	-309,000	-309,000	-338,048
Capital Outlay	125,382	-	-	-
<b>Total Expenditures</b>	<b>219,555</b>	<b>796,500</b>	<b>796,500</b>	<b>599,692</b>

<b>Source of Funding</b>	<b>FY 2007/08 Actual</b>	<b>FY 2008/09 Adopted</b>	<b>FY 2008/09 Amended</b>	<b>FY 2009/10 Adopted</b>
Facilities Maintenance Fund	219,555	796,500	796,500	599,692
<b>Total Funding</b>	<b>219,555</b>	<b>796,500</b>	<b>796,500</b>	<b>599,692</b>

<b>Staffing Summary</b>	<b>FY 2007/08 Actual</b>	<b>FY 2008/09 Adopted</b>	<b>FY 2008/09 Amended</b>	<b>Adopted FY 2009/10</b>

Total FTE



## Administrative Services

### Fleet Management

#### Program Message

The mission of the Fleet Management Program is to efficiently manage the County's equipment. Program services include vehicle specification development, vehicle procurement and vehicle maintenance and repair. The Fleet Management Program is also charged with managing the County's fuel supply. Fuel services include purchasing, storing, monitoring and distributing the County's fuel supply.

#### OBJECTIVES

- Reduce the number of annual preventive maintenance services while maintaining manufactures specifications
- Ensure all vehicle/equipment requirements are identified and satisfied through proper vehicle selection
- Promote utilization of equipment across Division and Departmental lines
- Negotiate the lowest possible contract price for fuel
- Decrease fuel consumption by continued facilitation of fuel efficiency initiatives



## Administrative Services

### Fleet Management

<b>Expenditures</b>	<b>FY 2007/08 Actual</b>	<b>FY 2008/09 Adopted</b>	<b>FY 2008/09 Amended</b>	<b>FY 2009/10 Adopted</b>
Personal Services	180,114	134,559	134,559	135,950
Operating Expenditures	7,707,568	8,903,669	8,895,669	7,787,248
Internal Charges / Other	5,309	6,545	6,545	29,593
Cost Allocations (contra expenditure)	-6,436,706	-7,775,366	-7,775,366	-7,569,732
Capital Outlay	55,396	-	-	-
<b>Total Expenditures</b>	<b>1,511,681</b>	<b>1,269,407</b>	<b>1,261,407</b>	<b>383,059</b>

<b>Source of Funding</b>	<b>FY 2007/08 Actual</b>	<b>FY 2008/09 Adopted</b>	<b>FY 2008/09 Amended</b>	<b>FY 2009/10 Adopted</b>
General Fund	1,511,681	1,269,407	1,261,407	383,059
<b>Total Funding</b>	<b>1,511,681</b>	<b>1,269,407</b>	<b>1,261,407</b>	<b>383,059</b>

<b>Staffing Summary</b>	<b>FY 2007/08 Actual</b>	<b>FY 2008/09 Adopted</b>	<b>FY 2008/09 Amended</b>	<b>Adopted FY 2009/10</b>
Full-Time	3.00	2.00	2.00	2.00
<b>Total Permanent FTE</b>	<b>3.00</b>	<b>2.00</b>	<b>2.00</b>	<b>2.00</b>
<b>Total FTE</b>	<b>3.00</b>	<b>2.00</b>	<b>2.00</b>	<b>2.00</b>





## Community Services

**Community Services Director's Office**

**County Health Department**

**Adoption Support**

**Medical Examiner**

**Substance and Drug Abuse**

**Veterans Services**

**Low Income Assistance**

**Community Development Grants**

**Probation**

**Extension Service Administration**

**Family & Consumer Science**

**Horticulture Program**

**Youth Programs**

**Prosecution Alternatives For Youth (PAY)**

**DJJ Pre-disposition Detention Services**

**Teen Court**



## Community Services

### Departmental Message

The Community Services Department provides the administrative and fiscal supervision and support to four distinct divisions all of which are involved with helping residents of Seminole County. This office also provides oversight and reviews compliance for several local, state and governmental contracts and grants. The Community Services Department acts as a liaison for the county on activities and issues that involve community corrections, juvenile diversion, public health, social services and agricultural services. The Department Director must establish and maintain working relationships with public officials, School Board, law enforcement, State and local District offices for Juvenile Justice, Social Services, Department of Children and Families, Community Affairs, etc., numerous community committees and public interest groups and serve as both a representative for the county and a liaison with the Board of County Commissioners and these diverse groups.

### GOALS:

1. To ensure the Divisions within this Department are managed well and are serving the community as intended
2. To continually review the operations of the Divisions and the Department to increase efficiency and effectiveness
3. To ensure that the Department represents the County in a positive manner and is responsive to the needs of the citizens it serves





## Community Services

Expenditures	FY 2007/08 Actual	FY 2008/09 Adopted	FY 2008/09 Amended	FY 2009/10 Adopted
Personal Services	4,433,780	5,072,373	5,537,681	4,981,516
Operating Expenditures	7,520,332	10,571,670	12,463,581	12,407,249
Internal Charges / Other	98,450	141,256	141,256	691,583
Cost Allocations (contra expenditure)	-	-	-	-6,147
Capital Outlay	709,403	712,840	1,023,684	616,292
Grants & Aids	11,438,152	14,307,136	20,893,203	18,212,018
<b>Total Expenditures</b>	<b>24,200,117</b>	<b>30,805,275</b>	<b>40,059,405</b>	<b>36,902,511</b>

Source of Funding	FY 2007/08 Actual	FY 2008/09 Adopted	FY 2008/09 Amended	FY 2009/10 Adopted
General Fund	11,222,946	11,575,794	11,775,794	12,263,718
Community Development Block Grant	2,651,042	5,256,774	4,876,597	5,477,728
HOME Program Grant	1,773,422	3,309,899	3,023,062	2,698,616
Emergency Shelter Grants	106,251	106,525	106,525	106,258
Community Svc Block Grant	252,409	230,521	246,352	231,805
HHR - Hurricane Housing Recovery	531,094	38,000	48,371	-
Community Services Grants	187,186	480,000	442,102	296,489
Neighborhood Stabilization Program	-	-	7,019,514	6,326,715
ARRA - Community Services Stimulus	-	-	2,017,703	2,017,703
SHIP - Affordable Housing 05/06	3,245,311	-	-	-
SHIP - Affordable Housing 06/07	3,766,836	1,353,000	1,281,914	-
SHIP - Affordable Housing 07/08	219,489	4,286,997	4,502,751	2,222,642
SHIP - Affordable Housing 08/09	-	3,764,113	3,764,113	4,492,449
SHIP - Affordable Housing 09/10	-	-	493,388	493,388
Alcohol/Drug Abuse Fund	67,004	85,000	118,012	70,000
Teen Court Fund	152,313	318,652	343,207	205,000
4-H Counsel Coop Extension	24,814	-	-	-
<b>Total Funding</b>	<b>24,200,117</b>	<b>30,805,275</b>	<b>40,059,405</b>	<b>36,902,511</b>

Staffing Summary	FY 2007/08 Actual	FY 2008/09 Adopted	FY 2008/09 Amended	Adopted FY 2009/10
Full-Time	73.00	68.00	68.00	66.00
Part-Time	1.00	0.50	0.50	0.50
<b>Total Permanent FTE</b>	<b>74.00</b>	<b>68.50</b>	<b>68.50</b>	<b>66.50</b>
Over-Time	-	-	-	-
Temporary/Interns	3.00	-	-	-
<b>Total Non-Permanent FTE</b>	<b>3.00</b>	<b>-</b>	<b>-</b>	<b>-</b>
<b>Total FTE</b>	<b>77.00</b>	<b>68.50</b>	<b>68.50</b>	<b>66.50</b>



## Community Services

Account Description	FY 2008/09 Adopted	FY 2008/09 Amended	FY 2009/10 Adopted
<b>Personal Services</b>			
510120 Full-time Regular Salaries	3,736,532	4,173,217	3,134,805
510125 Part-time Regular Wages	13,718	13,718	13,718
510140 Overtime	9,500	9,500	23,783
510150 Special Pay	10,140	10,140	10,680
510210 Social Security Matching	288,280	283,048	242,678
510220 Retirement Contributions	371,212	364,479	313,720
510230 Health And Life Insurance	579,060	570,310	537,851
510240 Workers Compensation	63,931	63,931	34,821
511000 Contra Personal Services	-	49,338	669,460
Total Personal Services	<u>5,072,373</u>	<u>5,537,681</u>	<u>4,981,516</u>
<b>Operating Expenditures</b>			
530310 Professional Services	54,000	54,000	124,070
530340 Contracted Services	3,932,318	4,842,980	4,753,249
530400 Travel And Per Diem	38,271	38,771	28,730
530410 Communications	1,200	1,200	-
530420 Transportation	11,098	11,098	3,123
530440 Rental And Leases	100,647	104,215	93,742
530460 Repairs And Maintenance	1,525	1,525	1,150
530470 Printing And Binding	5,013	5,013	1,213
530490 Other Charges/Obligations	6,165,395	7,082,009	7,301,100
530499 Other Chgs/Ob-Contingency	147,359	204,926	15,688
530510 Office Supplies	35,423	35,673	20,571
530520 Operating Supplies	48,037	48,287	45,299
530540 Books, Dues Publications	31,384	33,884	19,314
Total Operating Expenditures	<u>10,571,670</u>	<u>12,463,581</u>	<u>12,407,249</u>
<b>Internal Charges / Other</b>			
540101 Other Charges / Obligations - Internal	141,256	141,256	691,583
Total Internal Charges / Other	<u>141,256</u>	<u>141,256</u>	<u>691,583</u>
<b>Cost Allocations (contra expenditure)</b>			
550101 Contra Account - Direct Charges	-	-	-6,147
Total Cost Allocations (contra expenditure)	<u>-</u>	<u>-</u>	<u>-6,147</u>
<b>Capital Outlay</b>			
560650 Construction In Progress	712,840	1,023,684	616,292
Total Capital Outlay	<u>712,840</u>	<u>1,023,684</u>	<u>616,292</u>
<b>Grants &amp; Aids</b>			
580811 Aid To Governmental Agencies	981,525	594,602	394,074
580821 Aid To Private Organizations	12,588,611	19,561,601	17,135,944
580830 Other Grants & Aids	672,000	672,000	647,000
580831 County Funded Grants	65,000	65,000	35,000
Total Grants & Aids	<u>14,307,136</u>	<u>20,893,203</u>	<u>18,212,018</u>
<b>Transfers</b>			
<b>Other Uses</b>			
Total Expenditures	<u>30,805,275</u>	<u>40,059,405</u>	<u>36,902,511</u>



## Community Services

### Community Services Director's Office

#### Program Message

##### Mission

To enhance the quality of life of our community by providing preventative, supportive and restorative services that promote public safety, healthy lifestyles and economic self-sufficiency.

The Director's Office acts as a liaison for the county on activities and issues that involve community corrections, public health, and social services. The office also oversees compliance with local, state and federal grants and contracts. The Director's office provides both the fiscal and personnel management of its four divisions and provides supervision and guidance with their program implementation, development and outcomes.

##### Programs - Divisions

- Community Assistance
- Extension Services
- Prosecution Alternatives for Youth (P.A.Y.)
- Adult Probation

##### Contracts (Responsible for overseeing)

- County Health Department
- Medical Examiner
- Adoption Support Service (Choose Life automobile tag fees)
- Substance and Drug Abuse (Seminole County Law Enforcement Agencies)

##### Goals

1. Ensure the Department does not exceed its budget and utilizes budget dollars to meet the community needs as identified.
2. To continually review department processes for efficiency, effectiveness and quality
3. To ensure the programs offer exemplary customer services and are meeting the customer's needs within its scope and financial abilities

##### Outcomes

1. Assisted in the reorganization of community assistance to change its model of service delivery to encompass a stronger case management model that will help those citizens in need move toward self sufficiency, which allows the community assistance division to be more efficient and effective
2. Through monitoring of programs, staff demonstrate good customer service skills



## Community Services

### Community Services Director's Office

<b>Expenditures</b>	<b>FY 2007/08 Actual</b>	<b>FY 2008/09 Adopted</b>	<b>FY 2008/09 Amended</b>	<b>FY 2009/10 Adopted</b>
Personal Services	176,367	182,470	182,470	182,258
Operating Expenditures	14,176	15,695	15,695	2,900
Internal Charges / Other	1,978	4,548	4,548	20,415
<b>Total Expenditures</b>	<b>192,521</b>	<b>202,713</b>	<b>202,713</b>	<b>205,573</b>

<b>Source of Funding</b>	<b>FY 2007/08 Actual</b>	<b>FY 2008/09 Adopted</b>	<b>FY 2008/09 Amended</b>	<b>FY 2009/10 Adopted</b>
General Fund	192,521	202,713	202,713	205,573
<b>Total Funding</b>	<b>192,521</b>	<b>202,713</b>	<b>202,713</b>	<b>205,573</b>

<b>Staffing Summary</b>	<b>FY 2007/08 Actual</b>	<b>FY 2008/09 Adopted</b>	<b>FY 2008/09 Amended</b>	<b>Adopted FY 2009/10</b>
Full-Time	2.00	2.00	2.00	2.00
<b>Total Permanent FTE</b>	<b>2.00</b>	<b>2.00</b>	<b>2.00</b>	<b>2.00</b>
<b>Total FTE</b>	<b>2.00</b>	<b>2.00</b>	<b>2.00</b>	<b>2.00</b>



## Community Services

### Community Services Director's Office

Account Description	FY 2008/09 Adopted	FY 2008/09 Amended	FY 2009/10 Adopted
<b>Personal Services</b>			
510120 Full-time Regular Salaries	137,082	137,082	137,530
510150 Special Pay	4,296	4,296	4,296
510210 Social Security Matching	10,815	10,815	10,521
510220 Retirement Contributions	16,991	16,991	16,490
510230 Health And Life Insurance	12,594	12,594	13,050
510240 Workers Compensation	692	692	371
Total Personal Services	<u>182,470</u>	<u>182,470</u>	<u>182,258</u>
<b>Operating Expenditures</b>			
530400 Travel And Per Diem	2,216	2,216	1,000
530420 Transportation	7,000	7,000	100
530460 Repairs And Maintenance	50	50	100
530490 Other Charges/Obligations	1,222	1,222	200
530510 Office Supplies	3,348	3,348	500
530520 Operating Supplies	362	362	1,000
530540 Books, Dues Publications	1,497	1,497	-
Total Operating Expenditures	<u>15,695</u>	<u>15,695</u>	<u>2,900</u>
<b>Internal Charges / Other</b>			
540101 Other Charges / Obligations - Internal	4,548	4,548	20,415
Total Internal Charges / Other	<u>4,548</u>	<u>4,548</u>	<u>20,415</u>
Total Expenditures	<u><u>202,713</u></u>	<u><u>202,713</u></u>	<u><u>205,573</u></u>



## Community Services

### County Health Department

#### Program Message

The Health Department provides outreach, clinical assessment, treatment and referral services to the residents of Seminole County. Through its services the Health Department strives to improve the health of Seminole County residents by ensuring timely provision to medical services thereby increasing the quality and years of life and the help eliminate health disparities through a collaborative working relationship with Seminole County. Through education, service delivery and local partnerships our residents and visitors of Seminole County will enjoy a healthy life. We will monitor health status, focus on community health resources to improve health outcomes, participate in emergency readiness and response issues and provide health education.

#### Programs

- Clinical Health Services
- Inspections/Investigations
- Vital Statistics
- Support to the East Central Florida Health Planning Council
- Dental Health

#### General Services

- Family Planning
- Maternity
- Healthy Start
- Hepatitis
- HIV/AIDS Services
- Immunizations
- Sexually Transmitted Diseases
- School Health
- Tuberculosis
- WIC
- Birth & Death Certificates
- Environmental Health
- Epidemiology
- Public Health Preparedness
- Special Needs Program
- Tobacco Prevention and Control Program

#### Goals

1. Reduce rising trends in infection rates through increased access to STD services and treatments
2. Reduce unintended pregnancies through increased access to Family Planning services
3. Reduce infant mortality through increased access to early Maternity Care
4. Increase accessibility to a dental home for Medicaid children by expanding our dental office
5. Raise awareness within the community about early childhood dental care
6. Partner with a local nonprofit organization Dental Care Access Foundation and provide no cost emergency treatment with an evening clinic
7. Increase issuance of birth certificates with 3 hospitals and 2 birthing centers and accurately submit to Jacksonville within 5 days
8. Introduce new Hospital Electronic Filing Process of birth certificates
9. Increase access to health care for the uninsured and under insured while reducing costs of inappropriate ER visits
10. To stem disease outbreaks related to communicable diseases
11. Protect public's health by ensuring that our public's environment are free from disease-causing agents



## Community Services

### County Health Department

<b>Expenditures</b>	<b>FY 2007/08 Actual</b>	<b>FY 2008/09 Adopted</b>	<b>FY 2008/09 Amended</b>	<b>FY 2009/10 Adopted</b>
Operating Expenditures	917,893	807,970	807,970	807,970
Internal Charges / Other	-	-	-	175,069
Grants & Aids	100,000	30,000	30,000	-
<b>Total Expenditures</b>	<b>1,017,893</b>	<b>837,970</b>	<b>837,970</b>	<b>983,039</b>

<b>Source of Funding</b>	<b>FY 2007/08 Actual</b>	<b>FY 2008/09 Adopted</b>	<b>FY 2008/09 Amended</b>	<b>FY 2009/10 Adopted</b>
General Fund	1,017,893	837,970	837,970	983,039
<b>Total Funding</b>	<b>1,017,893</b>	<b>837,970</b>	<b>837,970</b>	<b>983,039</b>

<b>Staffing Summary</b>	<b>FY 2007/08 Actual</b>	<b>FY 2008/09 Adopted</b>	<b>FY 2008/09 Amended</b>	<b>Adopted FY 2009/10</b>

Total FTE



## Community Services

### County Health Department

<u>Account Description</u>	<u>FY 2008/09 Adopted</u>	<u>FY 2008/09 Amended</u>	<u>FY 2009/10 Adopted</u>
<b>Operating Expenditures</b>			
530340 Contracted Services	807,970	807,970	807,970
Total Operating Expenditures	<u>807,970</u>	<u>807,970</u>	<u>807,970</u>
<b>Internal Charges / Other</b>			
540101 Other Charges / Obligations - Internal	-	-	175,069
Total Internal Charges / Other	<u>-</u>	<u>-</u>	<u>175,069</u>
<b>Capital Outlay</b>			
<b>Grants &amp; Aids</b>			
580831 County Funded Grants	30,000	30,000	-
Total Grants & Aids	<u>30,000</u>	<u>30,000</u>	<u>-</u>
Total Expenditures	<u><u>837,970</u></u>	<u><u>837,970</u></u>	<u><u>983,039</u></u>





## Community Services

### Adoption Support

#### Program Message

The county contracts with an adoption support vendor utilizing funds generated from the "Choose Life" automobile tag fees to provide a Christian adoption service, housing assistance, clothing, counseling, food, and medical services for pregnant women in Seminole County who are committed to placing their children for adoption.

#### Goals

- To ensure pregnant women receive critical services that support them during their pregnancy up to the adoption.
- To ensure those wishing to adopt a child have the necessary information for adopting and the support of professional staff to assist the process.
- FY 0708 provided services to five (5) birth mothers

#### General Services Provided

- Information: group meetings and private interviews.
- Pre-home study consultation on adoption options, issues and proposed private placements
- Home study: with the emphasis on preparation for successful adoptive parenthood
- Adoptive parenting classes
- Legal facilitation: coordination of all legal arrangements
- Interstate facilitation: coordination of interstate procedures and arrangements
- Supervision: completion of court-mandated visitations and reports
- Adoption counseling both pre and post-placement
- Birth parent interviews (as required by law)
- Birth parent support services including adoption counseling, assistance with transportation, Medicaid applications, living arrangements, facilitation of post placement exchanges



### Community Services

#### Adoption Support

<u>Expenditures</u>	FY 2007/08 Actual	FY 2008/09 Adopted	FY 2008/09 Amended	FY 2009/10 Adopted
Grants & Aids	21,428	22,938	22,938	22,938
<b>Total Expenditures</b>	<b>21,428</b>	<b>22,938</b>	<b>22,938</b>	<b>22,938</b>

<u>Source of Funding</u>	FY 2007/08 Actual	FY 2008/09 Adopted	FY 2008/09 Amended	FY 2009/10 Adopted
General Fund	21,428	22,938	22,938	22,938
<b>Total Funding</b>	<b>21,428</b>	<b>22,938</b>	<b>22,938</b>	<b>22,938</b>

<u>Staffing Summary</u>	FY 2007/08 Actual	FY 2008/09 Adopted	FY 2008/09 Amended	Adopted FY 2009/10

Total FTE



## Community Services

### Adoption Support

<u>Account Description</u>	<u>FY 2008/09 Adopted</u>	<u>FY 2008/09 Amended</u>	<u>FY 2009/10 Adopted</u>
<b>Grants &amp; Aids</b>			
580821 Aid To Private Organizations	22,938	22,938	22,938
Total Grants & Aids	<u>22,938</u>	<u>22,938</u>	<u>22,938</u>
Total Expenditures	<u>22,938</u>	<u>22,938</u>	<u>22,938</u>



## Community Services

### Medical Examiner

#### Program Message

The Medical Examiner's Office acts independently, but in cooperation with the community, to provide forensic services for Seminole and Volusia counties in accordance with Florida Statutes 406.11 and The Florida Administrative Code 11G-2. District 7 covers only Volusia County and District 24 covers Seminole County. Seminole County contracts with Volusia County for this service.

#### Goals

To determine the cause and manner of death in cases falling under Medical Examiner jurisdiction, in a timely, compassionate and professional manner, with sensitivity toward the decedent's family

#### Services Delivered

The Medical Examiner's office provided 230 autopsies FY08/09.



## Community Services

### Medical Examiner

<u>Expenditures</u>	FY 2007/08 Actual	FY 2008/09 Adopted	FY 2008/09 Amended	FY 2009/10 Adopted
Operating Expenditures	462,600	496,800	496,800	496,800
<b>Total Expenditures</b>	<b>462,600</b>	<b>496,800</b>	<b>496,800</b>	<b>496,800</b>

<u>Source of Funding</u>	FY 2007/08 Actual	FY 2008/09 Adopted	FY 2008/09 Amended	FY 2009/10 Adopted
General Fund	462,600	496,800	496,800	496,800
<b>Total Funding</b>	<b>462,600</b>	<b>496,800</b>	<b>496,800</b>	<b>496,800</b>

<u>Staffing Summary</u>	FY 2007/08 Actual	FY 2008/09 Adopted	FY 2008/09 Amended	Adopted FY 2009/10

Total FTE



## Community Services

### Medical Examiner

<u>Account Description</u>	<u>FY 2008/09 Adopted</u>	<u>FY 2008/09 Amended</u>	<u>FY 2009/10 Adopted</u>
<b>Operating Expenditures</b>			
530340 Contracted Services	496,800	496,800	496,800
Total Operating Expenditures	<u>496,800</u>	<u>496,800</u>	<u>496,800</u>
Total Expenditures	<u><u>496,800</u></u>	<u><u>496,800</u></u>	<u><u>496,800</u></u>



## Community Services

### Substance and Drug Abuse

#### Program Message

The Substance Abuse Program is dedicated to the development of a comprehensive system of prevention, emergency/detoxification, and treatment services for individuals and families at risk of or affected by substance abuse; to promote their safety, well-being, and self-sufficiency

#### Programs

Funds are provided from fees assessed by the court in drug related cases. These funds are available to be used in a variety of local treatment, prevention, and education programs such as:

- Annual Drug Free Calendar
- Teen Court
- PAY counseling services
- Purchase Drug Kits
- Residential and outpatient substance abuse services (contract)

#### Contracts

- The Grove Counseling Center - providing in-patient and out-patient substance abuse treatment. The Grove determines program success by monitoring the participant's abstinence from drugs and/or alcohol as well as follow through with treatment goals.

#### Outcomes

- FY07/08 four continuous customers received residential and outpatient services
- Annual calendar was produced and distributed throughout the public schools, library and other organizations serving youths
- Over 300 youths received counseling services



## Community Services

### Substance and Drug Abuse

<u>Expenditures</u>	FY 2007/08 Actual	FY 2008/09 Adopted	FY 2008/09 Amended	FY 2009/10 Adopted
Operating Expenditures	17,004	60,000	93,012	45,000
Grants & Aids	50,000	25,000	25,000	25,000
<b>Total Expenditures</b>	<b>67,004</b>	<b>85,000</b>	<b>118,012</b>	<b>70,000</b>

<u>Source of Funding</u>	FY 2007/08 Actual	FY 2008/09 Adopted	FY 2008/09 Amended	FY 2009/10 Adopted
Alcohol/Drug Abuse Fund	67,004	85,000	118,012	70,000
<b>Total Funding</b>	<b>67,004</b>	<b>85,000</b>	<b>118,012</b>	<b>70,000</b>

<u>Staffing Summary</u>	FY 2007/08 Actual	FY 2008/09 Adopted	FY 2008/09 Amended	Adopted FY 2009/10

Total FTE





## Community Services

### Substance and Drug Abuse

Account Description	FY 2008/09 Adopted	FY 2008/09 Amended	FY 2009/10 Adopted
<b>Operating Expenditures</b>			
530340 Contracted Services	35,000	35,000	25,000
530490 Other Charges/Obligations	25,000	25,000	8,000
530499 Other Chgs/Ob-Contingency	-	33,012	-
530520 Operating Supplies	-	-	12,000
Total Operating Expenditures	<u>60,000</u>	<u>93,012</u>	<u>45,000</u>
<b>Grants &amp; Aids</b>			
580821 Aid To Private Organizations	25,000	25,000	25,000
Total Grants & Aids	<u>25,000</u>	<u>25,000</u>	<u>25,000</u>
<b>Transfers</b>			
<b>Other Uses</b>			
Total Expenditures	<u>85,000</u>	<u>118,012</u>	<u>70,000</u>



## Community Services

### Veterans Services

#### Program Message

The Veterans' Services Program provides assist to veterans and their dependents with filing claims for benefits through procurement of educational, health care and financial assistance. Act as liaison with various State and local groups and the Veteran's Services Group.

#### OBJECTIVES

- Conduct outreach visits to homebound veterans and educate the veterans and their dependents on services available to them.
- Assist Veterans in Seminole County with obtaining their benefits.

#### ACCOMPLISHMENTS

- In FY 07/08, approximately 8,815 Veterans in Seminole County were assisted with obtaining benefits.
- In FY 07/08, 75 homebound outreach visits were conducted in Assisted Living Facilities and Nursing Homes in Seminole County.
- In FY 07/08, approximately \$108,513,000 benefit payments were awarded to Seminole County Veterans and their dependents.



## Community Services

### Veterans Services

<b>Expenditures</b>	<b>FY 2007/08 Actual</b>	<b>FY 2008/09 Adopted</b>	<b>FY 2008/09 Amended</b>	<b>FY 2009/10 Adopted</b>
Personal Services	165,958	154,605	154,605	162,659
Operating Expenditures	7,004	9,289	9,289	3,100
Internal Charges / Other	4,534	8,641	8,641	31,473
<b>Total Expenditures</b>	<b>177,496</b>	<b>172,535</b>	<b>172,535</b>	<b>197,232</b>

<b>Source of Funding</b>	<b>FY 2007/08 Actual</b>	<b>FY 2008/09 Adopted</b>	<b>FY 2008/09 Amended</b>	<b>FY 2009/10 Adopted</b>
General Fund	177,496	172,535	172,535	197,232
<b>Total Funding</b>	<b>177,496</b>	<b>172,535</b>	<b>172,535</b>	<b>197,232</b>

<b>Staffing Summary</b>	<b>FY 2007/08 Actual</b>	<b>FY 2008/09 Adopted</b>	<b>FY 2008/09 Amended</b>	<b>Adopted FY 2009/10</b>
Full-Time	3.50	2.50	2.50	2.50
<b>Total Permanent FTE</b>	<b>3.50</b>	<b>2.50</b>	<b>2.50</b>	<b>2.50</b>
<b>Total FTE</b>	<b>3.50</b>	<b>2.50</b>	<b>2.50</b>	<b>2.50</b>



## Community Services

### Veterans Services

Account Description	FY 2008/09 Adopted	FY 2008/09 Amended	FY 2009/10 Adopted
<b>Personal Services</b>			
510120 Full-time Regular Salaries	122,913	122,913	121,233
510210 Social Security Matching	9,404	9,404	9,274
510220 Retirement Contributions	12,107	12,107	11,942
510230 Health And Life Insurance	9,578	9,578	19,882
510240 Workers Compensation	603	603	328
Total Personal Services	<u>154,605</u>	<u>154,605</u>	<u>162,659</u>
<b>Operating Expenditures</b>			
530340 Contracted Services	700	700	700
530400 Travel And Per Diem	3,749	3,749	1,250
530420 Transportation	-	-	100
530460 Repairs And Maintenance	50	50	50
530510 Office Supplies	2,250	2,250	300
530520 Operating Supplies	1,525	1,525	300
530540 Books, Dues Publications	1,015	1,015	400
Total Operating Expenditures	<u>9,289</u>	<u>9,289</u>	<u>3,100</u>
<b>Internal Charges / Other</b>			
540101 Other Charges / Obligations - Internal	8,641	8,641	31,473
Total Internal Charges / Other	<u>8,641</u>	<u>8,641</u>	<u>31,473</u>
<b>Capital Outlay</b>			
Total Expenditures	<u><u>172,535</u></u>	<u><u>172,535</u></u>	<u><u>197,232</u></u>



## Community Services

### Low Income Assistance

#### Program Message

The Low Income Assistance Program provides homelessness prevention financial assistance and resources to aid Seminole County residents who are experiencing a financial or medical unforeseen hardship. Also, serves low income residents working toward self-sufficiency. This program is inclusive of various services and funding sources. The services we provide have had a significant impact in helping individuals and families residing in Seminole County. These services consist primarily of: Rent/mortgage, utility, childcare, medical, dental and prescription assistance.

The Low Income Assistance Program also oversees the funding to countywide local non-profit agencies through Community Partnerships that provide assistance to low income, disadvantage or disabled families and individuals. Additionally, this program oversees several State Mandated Programs to include: Burial/cremation, Indigent Medical Care, Child Protection Team medical examinations and procedures for children physically abused, abandoned or neglected; Health Care Responsibility Act for uninsured Seminole County residents that have a medical emergency outside of Seminole County, but within the State of Florida; Medicaid billing which pays a portion of medical and nursing home billing for Seminole County residents.

#### OBJECTIVES

- Improve the needs of individuals and families experiencing economic and medical hardship.

#### ACCOMPLISHMENTS

- In FY 07/08, approximately 550 Seminole County residents received rental/mortgage assistance.
- In FY 07/08, approximately 370 Seminole County residents received utility assistance.
- In FY 07/08, approximately 30 families received childcare to continue employment.
- In FY 07/08, approximately 240 Seminole County residents received medical, dental and prescription assistance.
- In FY 07/08, 36 burial or cremation services were of Seminole County residents.
- In FY 07/08, 14 uninsured Seminole County residents received emergency medical assistance outside of Seminole County.
- In FY 07/08, approximately \$2,303,696 was expended to assist Seminole County residents residing in a nursing home facility.
- In FY 07/08, approximately 175 Seminole County children physically abused, abandoned or neglected received a medical examination to determine diagnosis.



## Community Services

### Low Income Assistance

<b>Expenditures</b>	<b>FY 2007/08 Actual</b>	<b>FY 2008/09 Adopted</b>	<b>FY 2008/09 Amended</b>	<b>FY 2009/10 Adopted</b>
Personal Services	495,103	823,572	968,417	717,402
Operating Expenditures	3,065,520	3,744,479	5,234,786	5,561,454
Internal Charges / Other	13,074	18,952	18,952	61,665
Grants & Aids	928,858	707,000	707,000	682,000
<b>Total Expenditures</b>	<b>4,502,555</b>	<b>5,294,003</b>	<b>6,929,155</b>	<b>7,022,521</b>

<b>Source of Funding</b>	<b>FY 2007/08 Actual</b>	<b>FY 2008/09 Adopted</b>	<b>FY 2008/09 Amended</b>	<b>FY 2009/10 Adopted</b>
General Fund	4,250,146	4,463,134	4,663,134	4,770,387
Community Development Block Grant	-	600,348	585,348	586,008
Community Svc Block Grant	252,409	230,521	246,352	231,805
ARRA - Community Services Stimulus	-	-	1,434,321	1,434,321
<b>Total Funding</b>	<b>4,502,555</b>	<b>5,294,003</b>	<b>6,929,155</b>	<b>7,022,521</b>

<b>Staffing Summary</b>	<b>FY 2007/08 Actual</b>	<b>FY 2008/09 Adopted</b>	<b>FY 2008/09 Amended</b>	<b>Adopted FY 2009/10</b>
Full-Time	9.25	12.00	12.00	20.50
<b>Total Permanent FTE</b>	<b>9.25</b>	<b>12.00</b>	<b>12.00</b>	<b>20.50</b>
<b>Total FTE</b>	<b>9.25</b>	<b>12.00</b>	<b>12.00</b>	<b>20.50</b>



## Community Services

### Low Income Assistance

Account Description	FY 2008/09 Adopted	FY 2008/09 Amended	FY 2009/10 Adopted
<b>Personal Services</b>			
510120 Full-time Regular Salaries	608,066	759,751	977,312
510150 Special Pay	1,596	1,596	1,596
510210 Social Security Matching	46,643	44,853	74,763
510220 Retirement Contributions	60,057	57,757	96,266
510230 Health And Life Insurance	104,145	101,395	186,983
510240 Workers Compensation	3,065	3,065	2,726
511000 Contra Personal Services	-	-	-622,244
Total Personal Services	<u>823,572</u>	<u>968,417</u>	<u>717,402</u>
<b>Operating Expenditures</b>			
530310 Professional Services	31,000	31,000	40,000
530340 Contracted Services	250,412	851,412	884,000
530400 Travel And Per Diem	2,428	2,928	2,500
530420 Transportation	225	225	150
530440 Rental And Leases	28,680	32,248	26,251
530460 Repairs And Maintenance	425	425	200
530470 Printing And Binding	250	250	-
530490 Other Charges/Obligations	3,418,577	4,300,816	4,598,353
530499 Other Chgs/Ob-Contingency	378	378	-
530510 Office Supplies	3,222	3,472	2,150
530520 Operating Supplies	3,550	3,800	3,150
530540 Books, Dues Publications	5,332	7,832	4,700
Total Operating Expenditures	<u>3,744,479</u>	<u>5,234,786</u>	<u>5,561,454</u>
<b>Internal Charges / Other</b>			
540101 Other Charges / Obligations - Internal	18,952	18,952	61,665
Total Internal Charges / Other	<u>18,952</u>	<u>18,952</u>	<u>61,665</u>
<b>Capital Outlay</b>			
<b>Grants &amp; Aids</b>			
580830 Other Grants & Aids	672,000	672,000	647,000
580831 County Funded Grants	35,000	35,000	35,000
Total Grants & Aids	<u>707,000</u>	<u>707,000</u>	<u>682,000</u>
Total Expenditures	<u><u>5,294,003</u></u>	<u><u>6,929,155</u></u>	<u><u>7,022,521</u></u>



## Community Services

### Community Development Grants

#### Program Message

The Community Development Program aims at making infrastructure improvements in lower income neighborhoods and communities, while maintaining decent, safe, and affordable housing and rent assistance to assist extremely low, low or moderate income individuals and households countywide. Also, financial assistance is provided to the maximum extent allowable to prevent homelessness, and assist shelters with operational financial assistance.

Additional services include: Purchase Assistance, Rehabilitation and Reconstruction, Foreclosure Prevention, Demolition, Storm water drainage improvement, sewer connects to public systems, and expansions. The services we provide have had a significant impact on individuals and families residing in Seminole County. This program is inclusive of various grant funding sources to include: Community Development Block Grant (CDBG), Emergency Shelter Grant (ESG), Home Investment Partnerships (HOME), and Florida State Housing Initiative Partnership (SHIP).

#### OBJECTIVES

- Improve the quality of life for low income to moderate income persons, families, households, and neighborhoods in Seminole County.

#### ACCOMPLISHMENTS

- In FY 07/08, very low income rental was provided to 119 households
- In FY 07/08, 24 chronic homeless persons with disabilities were assisted with rental assistance
- In FY 07/08, 76 households were assisted with Down Payment Assistance.
- In FY 07/08, 135 individuals/families received Home Repair
- In FY 07/08, 7 units were demolished and cleared
- In FY 07/08, 76 households were provided with credit and homeownership counseling.
- In FY 07/08, 495 homeless persons were assisted in Rescue Mission homeless shelter; and 353 homeless persons were assisted in Safe House homeless shelter.





## Community Services

### Community Development Grants

Expenditures	FY 2007/08 Actual	FY 2008/09 Adopted	FY 2008/09 Amended	FY 2009/10 Adopted
Personal Services	923,593	1,252,523	1,572,986	1,291,704
Operating Expenditures	516,436	2,498,480	2,842,517	2,713,372
Internal Charges / Other	5,115	8,919	8,919	14,358
Cost Allocations (contra expenditure)	-	-	-	-6,147
Capital Outlay	697,621	712,840	1,023,684	616,292
Grants & Aids	10,337,866	13,522,198	20,108,265	17,482,080
<b>Total Expenditures</b>	<b>12,480,631</b>	<b>17,994,960</b>	<b>25,556,371</b>	<b>22,111,659</b>

Source of Funding	FY 2007/08 Actual	FY 2008/09 Adopted	FY 2008/09 Amended	FY 2009/10 Adopted
Community Development Block Grant	2,651,042	4,656,426	4,291,249	4,891,720
HOME Program Grant	1,773,422	3,309,899	3,023,062	2,698,616
Emergency Shelter Grants	106,251	106,525	106,525	106,258
HHR - Hurricane Housing Recovery	531,094	38,000	48,371	-
Community Services Grants	187,186	480,000	442,102	296,489
Neighborhood Stabilization Program	-	-	7,019,514	6,326,715
ARRA - Community Services Stimulus	-	-	583,382	583,382
SHIP - Affordable Housing 05/06	3,245,311	-	-	-
SHIP - Affordable Housing 06/07	3,766,836	1,353,000	1,281,914	-
SHIP - Affordable Housing 07/08	219,489	4,286,997	4,502,751	2,222,642
SHIP - Affordable Housing 08/09	-	3,764,113	3,764,113	4,492,449
SHIP - Affordable Housing 09/10	-	-	493,388	493,388
<b>Total Funding</b>	<b>12,480,631</b>	<b>17,994,960</b>	<b>25,556,371</b>	<b>22,111,659</b>

Staffing Summary	FY 2007/08 Actual	FY 2008/09 Adopted	FY 2008/09 Amended	Adopted FY 2009/10
Full-Time	13.25	9.50	9.50	-
<b>Total Permanent FTE</b>	<b>13.25</b>	<b>9.50</b>	<b>9.50</b>	<b>-</b>
Temporary/Interns	3.00	-	-	-
<b>Total Non-Permanent FTE</b>	<b>3.00</b>	<b>-</b>	<b>-</b>	<b>-</b>
<b>Total FTE</b>	<b>16.25</b>	<b>9.50</b>	<b>9.50</b>	<b>-</b>



## Community Services

### Community Development Grants

Account Description	FY 2008/09 Adopted	FY 2008/09 Amended	FY 2009/10 Adopted
<b>Personal Services</b>			
510120 Full-time Regular Salaries	923,155	1,208,155	-
510210 Social Security Matching	70,649	67,207	-
510220 Retirement Contributions	91,134	86,701	-
510230 Health And Life Insurance	163,120	157,120	-
510240 Workers Compensation	4,465	4,465	-
511000 Contra Personal Services	-	49,338	1,291,704
Total Personal Services	<u>1,252,523</u>	<u>1,572,986</u>	<u>1,291,704</u>
<b>Operating Expenditures</b>			
530310 Professional Services	23,000	23,000	84,070
530340 Contracted Services	2,300,846	2,610,508	2,498,189
530400 Travel And Per Diem	15,206	15,206	15,230
530420 Transportation	653	653	353
530440 Rental And Leases	71,967	71,967	67,491
530460 Repairs And Maintenance	450	450	250
530470 Printing And Binding	2,263	2,263	213
530490 Other Charges/Obligations	52,742	87,117	23,647
530510 Office Supplies	8,101	8,101	6,386
530520 Operating Supplies	10,100	10,100	6,639
530540 Books, Dues Publications	13,152	13,152	10,904
Total Operating Expenditures	<u>2,498,480</u>	<u>2,842,517</u>	<u>2,713,372</u>
<b>Internal Charges / Other</b>			
540101 Other Charges / Obligations - Internal	8,919	8,919	14,358
Total Internal Charges / Other	<u>8,919</u>	<u>8,919</u>	<u>14,358</u>
<b>Cost Allocations (contra expenditure)</b>			
550101 Contra Account - Direct Charges	-	-	-6,147
Total Cost Allocations (contra expenditure)	<u>-</u>	<u>-</u>	<u>-6,147</u>
<b>Capital Outlay</b>			
560650 Construction In Progress	712,840	1,023,684	616,292
Total Capital Outlay	<u>712,840</u>	<u>1,023,684</u>	<u>616,292</u>
<b>Grants &amp; Aids</b>			
580811 Aid To Governmental Agencies	981,525	594,602	394,074
580821 Aid To Private Organizations	12,540,673	19,513,663	17,088,006
Total Grants & Aids	<u>13,522,198</u>	<u>20,108,265</u>	<u>17,482,080</u>
<b>Transfers</b>			
<b>Other Uses</b>			
Total Expenditures	<u>17,994,960</u>	<u>25,556,371</u>	<u>22,111,659</u>



## Community Services

### Probation

#### Program Message

The Probation Division provides supervision of court-ordered offenders in the following areas:

- Adult Misdemeanor Probation
- Pretrial Diversion
- Pretrial Release

#### Adult Misdemeanor Probation

Adult probation provides services and supervision to offenders in community-based settings county-wide in a cost-effective and efficient manner. Probation also supervises some offenders who reside out of county or out of state who have been sentenced by the courts in Seminole County. Probation works with other agencies within the criminal justice system, to insure proper case processing and effective offender supervision. The Probation staff work to insure that offenders remain stable in residence and employment, and brokering community resources for treatment, counseling and education which can enrich offenders' quality of lives and, therefore, enhance public safety. This is probation's greatest benefit to the community.

Other activities of the Adult Probation Program include:

- Immobilizations of vehicles of DUI offenders pursuant to F.S. 316.193, which requires immobilizations ranging from 10 days to 90 days for offenders convicted of DUI.
- Community service work for offenders as ordered by the court
- Community service site assignments for offenders who have been ordered to perform Community service in lieu of fines, or as part of their sanctions ordered for traffic infractions
- Collection of other revenues for Seminole County, law enforcement initiatives, crime victims and M.A.D.D
- The Rapid Response Team which is comprised of Senior Probation Officers who have no assigned case loads. They are mobile each day, travelling county-wide in response to calls to service to investigate incidents involving supervised offenders and determining the level of response based upon public safety and offender well-being concerns.

#### Goals:

1. To ensure public safety by providing for the community-based supervision of misdemeanant offenders
2. To provide cost-effective alternatives to incarceration for offenders under court supervision
3. To utilize public and private resources to proactively correct and modify criminal behavioral and its causes
4. To reduce recidivism of misdemeanor offenders
5. To provide opportunities for rehabilitation of offenders assigned to probation

#### Accomplishments:

- Probation serves over 4,500 probationers annually
- The recidivism rate for adult probation is 8%
- Through the end of November 2008, Probation offenders worked more than 52,000 hours of community service at BCC-related sites and at non-profit and not for profit agencies
- The Probation Division also does Cost of supervision collections, immobilization fees and community service buyouts totaled more than \$1.1M for all programs in 2008.
- In 2008, Probation collected \$44,102 in EMPACT monitoring fees, \$23,433 in investigation costs, \$1,100 in cost of prosecution, \$22,691 in restitution and \$4,400 in M.A.D.D. donations.
- Projections for 2009, based on the first quarter revenues, are \$82,733 in EMPACT monitoring fees, \$19,604 in investigation costs, \$10,300 in cost of prosecution, \$27,229 in restitution and \$16,200 in M.A.D.D. and Safe house donations.

#### Adult Pretrial Diversion Program

Adult Pretrial Diversion is a deferred prosecution agreement program facilitated through the Seminole County Probation Division and the Office of the State Attorney. Pretrial diversion is primarily a program of selected first-time offenders who have committed certain misdemeanor crimes. Participants are screened and selected based on program criteria, including current charge and criminal history. Adult Pretrial Diversion also conducts pre-sentence investigations, when so ordered by the courts. The program averages approximately 590 to 600 clients participating at any time, with yearly totals of processed offenders in excess of 1,400. It is anticipated that the program participant numbers will continue to increase as budget issues encourage alternatives to the traditional prosecutorial "pipeline." Offenders in this program are required to do community service work at BCC-related sites and at non-profit and not for profit agencies.

Within the Adult Pretrial Diversion Program is the Post Booking/Mental Health program which is provided countywide and is designed to assist those defendants identified with mental health issues that have been arrested and booked into the John



## Community Services

### Probation

E. Polk Correctional facility. These defendants are diverted out of the court system and jail into a Mental Health diversion program. They are evaluated, and a treatment plan is set up to help them cope with their illness. The program involves collaboration between the jail, the courts, the Public Defender's Office, the State Attorney's Office, the Seminole County Probation Division and the Seminole Community Mental Health Center. Successful compliance results in a dismissal of their charges and unsuccessful compliance results in a return to the court for continued prosecution. There are currently over 20 post-booking offenders under supervision.

#### Goals:

1. To divert many first-time non-violent offenders from the criminal justice system
2. To provide supervision and linkages to community services that will help them not reoffend
3. To reduce recidivism of first time offenders
4. To divert offenders with serious mental illness out of the criminal justice system and into mental health treatment programs

#### Accomplishments:

- The program provides pretrial diversion services to over 2,000 first time offenders
- Community service hours has equated to cost savings (at the current conversion rate of \$10/hour) of more than \$520,000 in payroll and benefits last year which would have otherwise been a cost to these agencies
- Recidivism for first time offenders is approximately 8%
- The post-booking diversion program for those with mental illness has served approximately 60 people since its inception in 2006. Recidivism for this program is approximately 8-10%

#### Pretrial Release Program

Through our ongoing partnership with the Sheriff's Office, the utilization of GPS/GIS Electronic Monitoring Technology has provided a viable cost-effective and safe alternative to incarceration of defendants awaiting disposition of their criminal charges, as well as offenders assigned to probation who also have electronic monitoring court-ordered as a condition of probation. In December 2008, the Electronic Monitoring Protection and Crime Tracking program (EMPACT) incorporated a new domestic violence initiative called EMPACT-DV (domestic violence), which offers victims of domestic violence an extra protective layer against ongoing incidents of domestic violence. EMPACT provides real-time, 24/7 monitoring of offenders' whereabouts via GPS mapping. Offenders assigned to EMPACT-DV are subject to immediate arrest by law enforcement if they commit a serious violation, such as an exclusion zone violation or equipment tampering. The number of offenders under supervision at any time currently averages about 50 monthly. Since they are not on the program for set timeframes (they are released from monitoring upon closure of their cases), the number of offenders may shrink or swell daily. In 2009, to date, EMPACT offenders are averaging 143 days on the program, while EMPACT-DV offenders average 47 days on the program. The EMPACT programs help address the limited jail space by providing a release mechanism which holds offenders accountable to the courts through community supervision methods, while reducing costs involved with supervision of these offenders. Additionally, offender tracking data provided by GPS monitors, for those defendants so equipped, may be used to help solve new or pending crimes. The EMPACT and EMPACT-DV programs have grown very rapidly, with an increase of more than 250% in the number of supervised offenders within the last year. We anticipate that the EMPACT programs will continue to grow, as new public safety initiatives such as suppression of violent and criminal gang activities are looking at EMPACT as an effective tool to reduce incidents of gang-related activity and encourage positive behavioral change. EMPACT and Rapid Response have enabled the Probation Division to advance past traditional reactive offender supervision into the realm of proactive offender supervision with greater success.

#### Goals:

1. Through the EMPACT Program provide a release mechanism which holds clients accountable to the courts through community supervision methods, while reducing costs involved with supervision of these clients
2. Through EMPACT -DV reduce the incidences of repeat domestic violence

#### Accomplishments:

- Utilization of electronic monitoring as a condition of bond freed up more than 8,600 man/days, at a cost of \$54/day, in the county jail last year. This resulted in more than \$468,000 in jail cost avoidance
- The EMPACT-DV program has been an effective deterrent against ongoing incidents of domestic violence, with no new incidents being reported among monitored defendants and offenders since the program's inception



## Community Services

### Probation

<b>Expenditures</b>	<b>FY 2007/08 Actual</b>	<b>FY 2008/09 Adopted</b>	<b>FY 2008/09 Amended</b>	<b>FY 2009/10 Adopted</b>
Personal Services	1,692,510	1,705,699	1,705,699	1,721,874
Operating Expenditures	43,853	50,332	50,332	42,720
Internal Charges / Other	38,765	51,382	51,382	200,369
Capital Outlay	11,782	-	-	-
<b>Total Expenditures</b>	<b>1,786,910</b>	<b>1,807,413</b>	<b>1,807,413</b>	<b>1,964,963</b>

<b>Source of Funding</b>	<b>FY 2007/08 Actual</b>	<b>FY 2008/09 Adopted</b>	<b>FY 2008/09 Amended</b>	<b>FY 2009/10 Adopted</b>
General Fund	1,786,910	1,807,413	1,807,413	1,964,963
<b>Total Funding</b>	<b>1,786,910</b>	<b>1,807,413</b>	<b>1,807,413</b>	<b>1,964,963</b>

<b>Staffing Summary</b>	<b>FY 2007/08 Actual</b>	<b>FY 2008/09 Adopted</b>	<b>FY 2008/09 Amended</b>	<b>Adopted FY 2009/10</b>
Full-Time	26.00	25.00	25.00	25.00
Part-Time	1.00	0.50	0.50	0.50
<b>Total Permanent FTE</b>	<b>27.00</b>	<b>25.50</b>	<b>25.50</b>	<b>25.50</b>
Over-Time	-	-	-	-
<b>Total Non-Permanent FTE</b>	<b>-</b>	<b>-</b>	<b>-</b>	<b>-</b>
<b>Total FTE</b>	<b>27.00</b>	<b>25.50</b>	<b>25.50</b>	<b>25.50</b>



## Community Services

### Probation

Account Description	FY 2008/09 Adopted	FY 2008/09 Amended	FY 2009/10 Adopted
<b>Personal Services</b>			
510120 Full-time Regular Salaries	1,236,001	1,236,001	1,226,556
510125 Part-time Regular Wages	13,718	13,718	13,718
510140 Overtime	5,000	5,000	22,029
510150 Special Pay	1,596	1,596	1,596
510210 Social Security Matching	96,112	96,112	96,565
510220 Retirement Contributions	123,624	123,624	124,535
510230 Health And Life Insurance	192,345	192,345	215,607
510240 Workers Compensation	37,303	37,303	21,268
Total Personal Services	<u>1,705,699</u>	<u>1,705,699</u>	<u>1,721,874</u>
<b>Operating Expenditures</b>			
530400 Travel And Per Diem	8,272	8,272	4,500
530420 Transportation	220	220	220
530470 Printing And Binding	1,000	1,000	1,000
530490 Other Charges/Obligations	16,854	16,854	20,000
530510 Office Supplies	6,037	6,037	4,000
530520 Operating Supplies	15,914	15,914	12,500
530540 Books, Dues Publications	2,035	2,035	500
Total Operating Expenditures	<u>50,332</u>	<u>50,332</u>	<u>42,720</u>
<b>Internal Charges / Other</b>			
540101 Other Charges / Obligations - Internal	51,382	51,382	200,369
Total Internal Charges / Other	<u>51,382</u>	<u>51,382</u>	<u>200,369</u>
<b>Capital Outlay</b>			
Total Expenditures	<u>1,807,413</u>	<u>1,807,413</u>	<u>1,964,963</u>



## Community Services

### Extension Service Administration

#### Program Message

The University of Florida's Institute of Food and Agricultural Sciences (US/IFAS) is a federal, state, and county partnership dedicated to developing knowledge in agriculture, human and natural resources, and the life sciences and to making that knowledge accessible to sustain and enhance the quality of human life.

#### Mission:

IFAS Extension brings practical, science-based answers tailored for Florida homes, businesses and communities.

#### Goals/Objectives:

Be the organizational link between UF/IFAS and Seminole County Government.

Educate community stakeholders and leaders on the importance of Extension in this county.

Provide leadership for development, implementation, delivery and evaluation of a comprehensive overall Extension program in cooperation with local and county/state colleagues and administration.

Responsible for the promotion, management, mentoring, and evaluation of the overall operation in this Division.

Responsible for both UF and County standards of performance: Ex. Affirmative action, plans of work, reports of accomplishment, state and county evaluations, service inventory forms, etc.

#### Action/Tactic

Develop television programs, power points, fact sheets, reports, newspaper columns, newsletters, and give lectures on our services we provide.

Apply for contracts and grants and provide proof on in-kind contributions.

Give county and university governance and service.

Provide bi-monthly staff meetings.

Encourage staff to apply for awards.



## Community Services

### Extension Service Administration

<b>Expenditures</b>	<b>FY 2007/08 Actual</b>	<b>FY 2008/09 Adopted</b>	<b>FY 2008/09 Amended</b>	<b>FY 2009/10 Adopted</b>
Personal Services	427,887	43,170	43,170	12,267
Operating Expenditures	33,961	7,970	7,970	7,775
Internal Charges / Other	17,274	16,639	16,639	84,665
<b>Total Expenditures</b>	<b>479,122</b>	<b>67,779</b>	<b>67,779</b>	<b>104,707</b>

<b>Source of Funding</b>	<b>FY 2007/08 Actual</b>	<b>FY 2008/09 Adopted</b>	<b>FY 2008/09 Amended</b>	<b>FY 2009/10 Adopted</b>
General Fund	479,122	67,779	67,779	104,707
<b>Total Funding</b>	<b>479,122</b>	<b>67,779</b>	<b>67,779</b>	<b>104,707</b>

<b>Staffing Summary</b>	<b>FY 2007/08 Actual</b>	<b>FY 2008/09 Adopted</b>	<b>FY 2008/09 Amended</b>	<b>Adopted FY 2009/10</b>
Full-Time	10.00	1.00	1.00	0.50
<b>Total Permanent FTE</b>	<b>10.00</b>	<b>1.00</b>	<b>1.00</b>	<b>0.50</b>
<b>Total FTE</b>	<b>10.00</b>	<b>1.00</b>	<b>1.00</b>	<b>0.50</b>





## Community Services

### Extension Service Administration

Account Description	FY 2008/09 Adopted	FY 2008/09 Amended	FY 2009/10 Adopted
<b>Personal Services</b>			
510120 Full-time Regular Salaries	31,757	31,757	10,598
510150 Special Pay	528	528	798
510210 Social Security Matching	2,470	2,470	811
510220 Retirement Contributions	2,133	2,133	-
510230 Health And Life Insurance	6,124	6,124	31
510240 Workers Compensation	158	158	29
Total Personal Services	<u>43,170</u>	<u>43,170</u>	<u>12,267</u>
<b>Operating Expenditures</b>			
530400 Travel And Per Diem	-	-	500
530410 Communications	1,200	1,200	-
530420 Transportation	600	600	300
530460 Repairs And Maintenance	550	550	550
530470 Printing And Binding	1,500	1,500	-
530490 Other Charges/Obligations	-	-	200
530510 Office Supplies	1,600	1,600	5,000
530520 Operating Supplies	2,200	2,200	1,125
530540 Books, Dues Publications	320	320	100
Total Operating Expenditures	<u>7,970</u>	<u>7,970</u>	<u>7,775</u>
<b>Internal Charges / Other</b>			
540101 Other Charges / Obligations - Internal	16,639	16,639	84,665
Total Internal Charges / Other	<u>16,639</u>	<u>16,639</u>	<u>84,665</u>
<b>Capital Outlay</b>			
Total Expenditures	<u><u>67,779</u></u>	<u><u>67,779</u></u>	<u><u>104,707</u></u>



## Community Services

### Family & Consumer Science

#### Program Message

Family and Consumer Science educational programming includes wellness and health, EFNEP (Expanded Food and Nutrition Education Program), and money management.

#### Mission:

Provide educational training for food managers and food handlers and administer exams required by state law for mandatory certification.

Provide educational training to empower individuals and families to adopt healthy eating habits and healthy lifestyles to reduce the risks which lead to major health problems.

Provide educational training to help agencies, faith based organizations, at risk families and consumers gain the skills to take financial control of their futures by teaching basic money management skills and how to stretch available resources.

#### Goals/Objectives:

Nutrition and Health Goal: To provide educational programs to reduce the risks of chronic diseases and improve the level of environmental health in Seminole County.

Objective 1: Educate restaurateurs, day cares, school cafeteria workers, and Emergency Management first responders about food manager and food handler certification and training.

#### Action/Tactic:

- Provide multiple training and testing opportunities for the ServSafe Food Manager Certification and Food Handler training.
- Increase participant knowledge of food safety and sanitation to improve understanding of microbial contamination.
- Act as liaison between the local citizen and the state program.

Objective 2: Educate citizens, county employees, social service and faith based organizations on the latest nutrition knowledge to reduce risks of chronic diseases.

#### Action/Tactic:

- Provide multiple trainings to create awareness and reduce risk factors of nutrition related factors of obesity, heart disease, hypertension, diabetes, osteoporosis and cancer.
- Continue to conduct three part classes for Seminole County Firefighters Wellness Initiative.

Objective 3: Help low income families with young children to acquire the knowledge, skills and attitudes to change behaviors necessary for nutritionally sound diets to decrease their short and long term health risks.

#### Action/Tactic:

- Provide 10 educational lessons designed to help limited income families improve their health through nutrition education and to help them stretch their food dollars.

#### Goal: Family Resource Management

Objective: Provide sound educational programs and advice to citizens on strategies to manage personal and financial resources to meet our changing economy.

#### Action/Tactic:

- Provide multiple educational programs to social service agencies, faith based organizations, county government, and citizens on how to manage resources and meet ongoing needs for financial well being.
- Target foster care youth and those aging out of the foster care system to teach lifeskills and financial literacy education.

Impacts: In 2008 we trained 153 food handlers in Food Safety and Sanitation for working in a restaurant, for the Seminole County Sheriff's mobile kitchen for disaster preparedness and American Red Cross managers. We trained and certified 50 food managers as required by Florida State Statutes to be able to supervise a commercial kitchen/dining facility and train food handlers in sanitation and food safety.

A six part series of educational nutrition and food resource programs were developed for inmates, outreach shelters for women and children, ESOL, and Head Start. We developed curriculum for and began to teach a nine month series of



## **Community Services**

### **Family & Consumer Science**

Financial Literacy classes for Foster Care youth at Community Based Care that will continue in 2009. This is a pilot project for the state of Florida. We were able to supply FEMA with educational “what to do” materials on food safety and home recovery to over 1,000 people that were affected by the floods.



## Community Services

### Family & Consumer Science

<b>Expenditures</b>	<b>FY 2007/08 Actual</b>	<b>FY 2008/09 Adopted</b>	<b>FY 2008/09 Amended</b>	<b>FY 2009/10 Adopted</b>
Personal Services	-	66,046	66,046	50,565
Operating Expenditures	-	8,930	8,930	2,000
Internal Charges / Other	-	1,621	1,621	5,966
<b>Total Expenditures</b>	<b>-</b>	<b>76,597</b>	<b>76,597</b>	<b>58,531</b>

<b>Source of Funding</b>	<b>FY 2007/08 Actual</b>	<b>FY 2008/09 Adopted</b>	<b>FY 2008/09 Amended</b>	<b>FY 2009/10 Adopted</b>
General Fund	-	76,597	76,597	58,531
<b>Total Funding</b>	<b>-</b>	<b>76,597</b>	<b>76,597</b>	<b>58,531</b>

<b>Staffing Summary</b>	<b>FY 2007/08 Actual</b>	<b>FY 2008/09 Adopted</b>	<b>FY 2008/09 Amended</b>	<b>Adopted FY 2009/10</b>
Full-Time	-	2.00	2.00	1.75
<b>Total Permanent FTE</b>	<b>-</b>	<b>2.00</b>	<b>2.00</b>	<b>1.75</b>
<b>Total FTE</b>	<b>-</b>	<b>2.00</b>	<b>2.00</b>	<b>1.75</b>



## Community Services

### Family & Consumer Science

Account Description	FY 2008/09 Adopted	FY 2008/09 Amended	FY 2009/10 Adopted
<b>Personal Services</b>			
510120 Full-time Regular Salaries	50,918	50,918	41,127
510150 Special Pay	528	528	798
510210 Social Security Matching	3,935	3,935	3,146
510220 Retirement Contributions	4,183	4,183	3,700
510230 Health And Life Insurance	6,182	6,182	1,658
510240 Workers Compensation	300	300	136
Total Personal Services	<u>66,046</u>	<u>66,046</u>	<u>50,565</u>
<b>Operating Expenditures</b>			
530400 Travel And Per Diem	1,400	1,400	500
530420 Transportation	800	800	400
530510 Office Supplies	2,000	2,000	-
530520 Operating Supplies	2,500	2,500	1,000
530540 Books, Dues Publications	2,230	2,230	100
Total Operating Expenditures	<u>8,930</u>	<u>8,930</u>	<u>2,000</u>
<b>Internal Charges / Other</b>			
540101 Other Charges / Obligations - Internal	1,621	1,621	5,966
Total Internal Charges / Other	<u>1,621</u>	<u>1,621</u>	<u>5,966</u>
Total Expenditures	<u><u>76,597</u></u>	<u><u>76,597</u></u>	<u><u>58,531</u></u>



## Community Services

### Horticulture Program

#### Program Message

Commercial Horticulture Pesticide Training and Testing Goal: Provide training and examination for the Florida pesticide applicator certification program, administered jointly by the Florida Department of Agriculture and Consumer Services (FDACS) and the University of Florida through their local Extension Services.

Objective 1: Educate farmers, landscape businesses, government employees and private citizens, about pest control applicator certification and testing

#### Action/Tactic

- Provide multiple training and testing opportunities for citizens
- Act as liaison between the local citizen and the state program
- Provide consultation on requirements to become certified

Commercial and Homeowner Consultations in Best Management Practices Goal: Provide the citizens of Seminole County (commercial and homeowner) with the latest best management practices for the application of fertilizers, pesticides and irrigation water.

Objective 1: Educate farmers, landscapers, government employees, homeowners associations, civic organizations and private citizens about plant problems and BMP's

#### Action/Tactic

- Provide plant clinic for identifying problems on farms, nurseries and landscapes including pH soil testing
- Provide consultation on termite, ant, and other insect and weed identification and control
- Write horticultural articles in English and Spanish for local newspapers

Objective 2: Maintain an active Master Gardener volunteer program to provide services to the plant clinic, soils lab, help desk, and other community projects (currently 67 members contributing 3,635 hours in 2007)

#### Action/Tactic

- Provide one 50 hour Master Gardener class each year to keep new members coming into the program
- Provide existing Master Gardeners with monthly updates of current topics impacting landscapes and homeowners
- Maintain Master Gardener program administration of volunteer hours and projects including maintaining teaching gardens

#### Horticulture Program Impacts:

In 2008, there were 10,964 client contacts and 1,510 plant clinic and walk-ins contacts recorded. In addition, 73 pesticide license exams were administered and we provided over 12 hours of continuing education units for license recertification. The total hours of voluntary work in the horticulture program were 4,503 hours. We provided the educational components necessary for the county to comply with and receive state and federal grants for NPDES permitting compliance (water body TMDLs) to reduce nutrient loads of homeowners and commercial pesticide applicators and landscapers. Extension agents administering the educational programs received the Bayer Communications Award from the National Association of County Agricultural Agents and the Excellence in Crop Production Award from the Florida Association of County Agricultural Agents in 2008.



## Community Services

### Horticulture Program

<b>Expenditures</b>	<b>FY 2007/08 Actual</b>	<b>FY 2008/09 Adopted</b>	<b>FY 2008/09 Amended</b>	<b>FY 2009/10 Adopted</b>
Personal Services	-	99,473	99,473	114,713
Operating Expenditures	-	7,825	7,825	2,900
Internal Charges / Other	-	3,824	3,824	11,045
<b>Total Expenditures</b>	<b>-</b>	<b>111,122</b>	<b>111,122</b>	<b>128,658</b>

<b>Source of Funding</b>	<b>FY 2007/08 Actual</b>	<b>FY 2008/09 Adopted</b>	<b>FY 2008/09 Amended</b>	<b>FY 2009/10 Adopted</b>
General Fund	-	111,122	111,122	128,658
<b>Total Funding</b>	<b>-</b>	<b>111,122</b>	<b>111,122</b>	<b>128,658</b>

<b>Staffing Summary</b>	<b>FY 2007/08 Actual</b>	<b>FY 2008/09 Adopted</b>	<b>FY 2008/09 Amended</b>	<b>Adopted FY 2009/10</b>
Full-Time	-	2.25	2.25	2.50
<b>Total Permanent FTE</b>	<b>-</b>	<b>2.25</b>	<b>2.25</b>	<b>2.50</b>
<b>Total FTE</b>	<b>-</b>	<b>2.25</b>	<b>2.25</b>	<b>2.50</b>



## Community Services

### Horticulture Program

Account Description	FY 2008/09 Adopted	FY 2008/09 Amended	FY 2009/10 Adopted
<b>Personal Services</b>			
510120 Full-time Regular Salaries	75,983	75,983	87,318
510210 Social Security Matching	5,812	5,812	6,679
510220 Retirement Contributions	5,914	5,914	7,017
510230 Health And Life Insurance	11,287	11,287	13,411
510240 Workers Compensation	477	477	288
Total Personal Services	<u>99,473</u>	<u>99,473</u>	<u>114,713</u>
<b>Operating Expenditures</b>			
530400 Travel And Per Diem	1,400	1,400	500
530420 Transportation	800	800	1,100
530490 Other Charges/Obligations	-	-	200
530510 Office Supplies	2,000	2,000	-
530520 Operating Supplies	2,000	2,000	1,000
530540 Books, Dues Publications	1,625	1,625	100
Total Operating Expenditures	<u>7,825</u>	<u>7,825</u>	<u>2,900</u>
<b>Internal Charges / Other</b>			
540101 Other Charges / Obligations - Internal	3,824	3,824	11,045
Total Internal Charges / Other	<u>3,824</u>	<u>3,824</u>	<u>11,045</u>
Total Expenditures	<u><u>111,122</u></u>	<u><u>111,122</u></u>	<u><u>128,658</u></u>





## Community Services

### Youth Programs

#### Program Message

Seminole County 4-H is a practical educational program for youth. It is the youth development program of Florida Cooperative Extension/University of Florida IFAS, US Dept. of Agriculture, and Seminole County Government.

#### Mission of 4-H

The Seminole County 4-H Youth Development program uses a “learn-by-doing” approach to enable youth to develop the knowledge, attitudes, and skills they need to become competent, caring, and contributing citizens of the community.

#### GOALS/OBJECTIVES

Volunteer Development Goal: To recruit, screen, and train 4-H Volunteers for Seminole County 4-H program.

Objective 1: Ensure qualified volunteers are in volunteer roles in the 4-H program

Action Plan/Tactic:

- Conduct volunteer application, reference checks, interviews and background checks for all volunteers working directly with youth; refine volunteer hour record keeping.
- Develop position descriptions for volunteers to assume leadership roles in program delivery – such as events and horse shows.
- Plan and distribute adult and youth recruitment information to targeted audiences.

Life Skills Development Goal: to provide informal educational programs to youth in the areas of animal science, leadership, civic engagement, workforce prep & career development, and environmental education.

Objective 1: To provide opportunities for youth to gain life skills through informal educational programs.

Action Plan/Tactic:

- Offer short term Special Interest 4-H Programs in Equine Career options, civic engagement and community service, leadership training, and environmental education and School Enrichment 4-H programming through the through 4-H Tropicana Public Speaking Program.
- Continue 4-H leadership programs through County, District, State, Regional and National 4-H camps, contests, and conferences.

Organizational Strategies Goal: to develop resources and community support for the 4-H Program.

Objective 1: To gain community support and resources for 4-H programming

Action Plan/Tactic:

- Set yearly 4-H Agency in Trust budget. Raise funds for youth scholarships to support 4-H event and college scholarship programs. Recruit & train new Advisory Committee members.
- Conduct Seminole County 4-H program survey as part of the statewide survey.
- Complete Plans of Work, Reports of Accomplishment, Tenure and Promotion reports, and 4-H Blue Ribbon 4-H Enrollment programs as required by the University of Florida.

#### 2008 Accomplishments:

- Adult & teen 4-H Volunteers contributed 16,621 volunteer hours of program service to 4-H.
- 4-H conducted 169 county education programs reaching 4,366 youth; 24 clubs did monthly education programs for youth, and the 4-H Tropicana Public Speaking School enrichment program was conducted in 17 Seminole County Schools.
- Seminole County 4-H youth received \$10,100 in college scholarships.



## Community Services

### Youth Programs

<b>Expenditures</b>	<b>FY 2007/08 Actual</b>	<b>FY 2008/09 Adopted</b>	<b>FY 2008/09 Amended</b>	<b>FY 2009/10 Adopted</b>
Personal Services	-	161,823	161,823	136,903
Operating Expenditures	24,814	13,545	13,545	6,860
Internal Charges / Other	-	2,051	2,051	5,394
<b>Total Expenditures</b>	<b>24,814</b>	<b>177,419</b>	<b>177,419</b>	<b>149,157</b>

<b>Source of Funding</b>	<b>FY 2007/08 Actual</b>	<b>FY 2008/09 Adopted</b>	<b>FY 2008/09 Amended</b>	<b>FY 2009/10 Adopted</b>
General Fund	-	177,419	177,419	149,157
4-H Counsel Coop Extension	24,814	-	-	-
<b>Total Funding</b>	<b>24,814</b>	<b>177,419</b>	<b>177,419</b>	<b>149,157</b>

<b>Staffing Summary</b>	<b>FY 2007/08 Actual</b>	<b>FY 2008/09 Adopted</b>	<b>FY 2008/09 Amended</b>	<b>Adopted FY 2009/10</b>
Full-Time	-	2.75	2.75	2.25
<b>Total Permanent FTE</b>	<b>-</b>	<b>2.75</b>	<b>2.75</b>	<b>2.25</b>
<b>Total FTE</b>	<b>-</b>	<b>2.75</b>	<b>2.75</b>	<b>2.25</b>



## Community Services

### Youth Programs

Account Description	FY 2008/09 Adopted	FY 2008/09 Amended	FY 2009/10 Adopted
<b>Personal Services</b>			
510120 Full-time Regular Salaries	122,215	122,215	102,944
510210 Social Security Matching	9,351	9,351	7,875
510220 Retirement Contributions	12,524	12,524	11,209
510230 Health And Life Insurance	17,009	17,009	14,532
510240 Workers Compensation	724	724	343
Total Personal Services	<u>161,823</u>	<u>161,823</u>	<u>136,903</u>
<b>Operating Expenditures</b>			
530400 Travel And Per Diem	1,400	1,400	1,000
530420 Transportation	800	800	400
530490 Other Charges/Obligations	1,000	1,000	500
530510 Office Supplies	2,000	2,000	-
530520 Operating Supplies	6,250	6,250	4,250
530540 Books, Dues Publications	2,095	2,095	710
Total Operating Expenditures	<u>13,545</u>	<u>13,545</u>	<u>6,860</u>
<b>Internal Charges / Other</b>			
540101 Other Charges / Obligations - Internal	2,051	2,051	5,394
Total Internal Charges / Other	<u>2,051</u>	<u>2,051</u>	<u>5,394</u>
<b>Other Uses</b>			
Total Expenditures	<u>177,419</u>	<u>177,419</u>	<u>149,157</u>



## Community Services

### Prosecution Alternatives For Youth (PAY)

#### Program Message

Purpose: To improve the quality of life and enhance public safety by providing appropriate services for youth offenders.

Prosecution Alternatives for Youth, also known as PAY, is offered countywide, and provides an alternative to pre-adjudicated youth charged with misdemeanors or non-violent third-degree felony offenses. Cases referred by the State Attorney's Office are heard by certified volunteer Hearing Officers who determine appropriate sanctions, the equivalent of a sentence in adult court. Once sanctions are established, Juvenile Diversion Officers provide supervision and case management to ensure compliance. Geared primarily toward first-time offenders, the goal is to hold delinquent juveniles accountable for their actions while providing services to prevent them from re-offending. The program is typically 90 days in duration. Successful completion of the assigned sanctions, which may include counseling, life skills classes, community service work, restitution and curfew, results in a "nolle prosequi" by the State Attorney's Office. Failure to comply results in a referral to court and a subsequent conviction record.

#### Expected Performance Results:

- Quality: Provide services with innovation, accuracy, and professionalism
- Timeliness: Provide services in an efficient, effective manner
- Service: Provide appropriate resources to our customers
- Cost/ Quantity: Provide services that are reasonable and cost effective

#### Highlights for FY07/08 include:

- 88% successful completion rate
- 8% recidivism rate one year after program completion (compared to 35-40% in traditional juvenile court system)
- Nearly 10,000 community service hours performed throughout the county
- Over \$13,000 in restitution returned to victims

#### Objectives:

- Reduce caseload in formal juvenile court
- Identify and assist youth with chemical dependency
- Involve the community in the juvenile justice process
- Prevent delinquent youth from further criminal involvement



## Community Services

### Prosecution Alternatives For Youth (PAY)

<b>Expenditures</b>	<b>FY 2007/08 Actual</b>	<b>FY 2008/09 Adopted</b>	<b>FY 2008/09 Amended</b>	<b>FY 2009/10 Adopted</b>
Personal Services	412,277	433,570	433,570	438,433
Operating Expenditures	55,804	33,472	33,472	28,850
Internal Charges / Other	17,710	22,332	22,332	64,450
<b>Total Expenditures</b>	<b>485,791</b>	<b>489,374</b>	<b>489,374</b>	<b>531,733</b>

<b>Source of Funding</b>	<b>FY 2007/08 Actual</b>	<b>FY 2008/09 Adopted</b>	<b>FY 2008/09 Amended</b>	<b>FY 2009/10 Adopted</b>
General Fund	485,791	489,374	489,374	531,733
<b>Total Funding</b>	<b>485,791</b>	<b>489,374</b>	<b>489,374</b>	<b>531,733</b>

<b>Staffing Summary</b>	<b>FY 2007/08 Actual</b>	<b>FY 2008/09 Adopted</b>	<b>FY 2008/09 Amended</b>	<b>Adopted FY 2009/10</b>
Full-Time	6.45	6.45	6.45	6.45
Part-Time	-	-	-	-
<b>Total Permanent FTE</b>	<b>6.45</b>	<b>6.45</b>	<b>6.45</b>	<b>6.45</b>
Over-Time	-	-	-	-
<b>Total Non-Permanent FTE</b>	<b>-</b>	<b>-</b>	<b>-</b>	<b>-</b>
<b>Total FTE</b>	<b>6.45</b>	<b>6.45</b>	<b>6.45</b>	<b>6.45</b>



## Community Services

### Prosecution Alternatives For Youth (PAY)

Account Description	FY 2008/09 Adopted	FY 2008/09 Amended	FY 2009/10 Adopted
<b>Personal Services</b>			
510120 Full-time Regular Salaries	318,826	318,826	318,177
510140 Overtime	3,500	3,500	754
510150 Special Pay	1,197	1,197	1,197
510210 Social Security Matching	24,672	24,672	24,399
510220 Retirement Contributions	31,708	31,708	31,421
510230 Health And Life Insurance	40,928	40,928	55,150
510240 Workers Compensation	12,739	12,739	7,335
Total Personal Services	<u>433,570</u>	<u>433,570</u>	<u>438,433</u>
<b>Operating Expenditures</b>			
530340 Contracted Services	25,000	25,000	25,000
530400 Travel And Per Diem	1,200	1,200	750
530510 Office Supplies	3,830	3,830	1,200
530520 Operating Supplies	2,601	2,601	1,300
530540 Books, Dues Publications	841	841	600
Total Operating Expenditures	<u>33,472</u>	<u>33,472</u>	<u>28,850</u>
<b>Internal Charges / Other</b>			
540101 Other Charges / Obligations - Internal	22,332	22,332	64,450
Total Internal Charges / Other	<u>22,332</u>	<u>22,332</u>	<u>64,450</u>
<b>Capital Outlay</b>			
Total Expenditures	<u>489,374</u>	<u>489,374</u>	<u>531,733</u>



## Community Services

### DJJ Pre-disposition Detention Services

#### Program Message

Purpose: To improve the quality of life and enhance public safety by providing appropriate services for youth offenders.

As stipulated in Florida Statute 985.2155, the County is mandated to provide pre-disposition detention care for delinquent youth. The target population for these services includes juvenile offenders housed in the detention center awaiting court disposition.

Highlights for FY07/08 include:

- Operating expenditures reduced by \$455,000 due to reconciliation of projected and actual utilization

Objectives:

- Review quarterly reports to ascertain that all County-billed clients are Seminole County residents
- Ensure invoices are accurate, appropriate and paid in a timely manner
- Remain current on DJJ pre-disposition billing processes/methodology



## Community Services

### DJJ Pre-disposition Detention Services

<u>Expenditures</u>	<u>FY 2007/08 Actual</u>	<u>FY 2008/09 Adopted</u>	<u>FY 2008/09 Amended</u>	<u>FY 2009/10 Adopted</u>
Operating Expenditures	2,349,039	2,650,000	2,650,000	2,650,000
<b>Total Expenditures</b>	<b>2,349,039</b>	<b>2,650,000</b>	<b>2,650,000</b>	<b>2,650,000</b>

<u>Source of Funding</u>	<u>FY 2007/08 Actual</u>	<u>FY 2008/09 Adopted</u>	<u>FY 2008/09 Amended</u>	<u>FY 2009/10 Adopted</u>
General Fund	2,349,039	2,650,000	2,650,000	2,650,000
<b>Total Funding</b>	<b>2,349,039</b>	<b>2,650,000</b>	<b>2,650,000</b>	<b>2,650,000</b>

<u>Staffing Summary</u>	<u>FY 2007/08 Actual</u>	<u>FY 2008/09 Adopted</u>	<u>FY 2008/09 Amended</u>	<u>Adopted FY 2009/10</u>

Total FTE





## Community Services

### DJJ Pre-disposition Detention Services

<u>Account Description</u>	<u>FY 2008/09 Adopted</u>	<u>FY 2008/09 Amended</u>	<u>FY 2009/10 Adopted</u>
<b>Operating Expenditures</b>			
530490 Other Charges/Obligations	2,650,000	2,650,000	2,650,000
Total Operating Expenditures	<u>2,650,000</u>	<u>2,650,000</u>	<u>2,650,000</u>
Total Expenditures	<u><u>2,650,000</u></u>	<u><u>2,650,000</u></u>	<u><u>2,650,000</u></u>



## Community Services

### Teen Court

#### Program Message

Purpose: To improve the quality of life and enhance public safety by providing appropriate services for youth offenders.

Teen Court, available countywide, provides an alternative to pre-adjudicated youth who are first-time offenders charged with misdemeanor offenses. Teens referred by the State Attorney's Office are heard by a jury of their peers who determine appropriate sanctions, the equivalent of a sentence in adult court. Once sanctions are established, the Teen Court Officer provides supervision and case management to ensure compliance. Geared solely toward first-time offenders, the goal is to hold delinquent juveniles accountable for their actions while providing services to prevent them from re-offending. The program is typically 90 days in duration. Successful completion of the assigned sanctions, which may include counseling, life skills classes, community service work, restitution and curfew, results in a nolle prosequi by the State Attorney's Office. Failure to comply results in a referral to court and a subsequent conviction record.

The Seminole County BOCC adopted its Teen Court ordinance (#2006-63) in October, 2006. In FY07/08 this revenue source provided 100%+ of funds needed to operate Teen Court. In accordance with Florida Statute 318.121, fees collected above the operating costs of any given year are placed in an account to be used in subsequent years specifically for the operation of Teen Court.

#### Expected Performance Results:

- Quality: Provide services with innovation, accuracy, and professionalism
- Timeliness: Provide services in an efficient, effective manner
- Service: Provide appropriate resources to our customers
- Cost/ Quantity: Provide services that are reasonable and cost effective

#### Highlights for FY07/08 include:

- 95% successful completion rate
- 6% recidivism rate one year after program completion (compared to 35-40% in traditional juvenile court system)
- Nearly 3,000 volunteer hours donated by area high school and middle school students

#### Objectives:

- Reduce caseload in formal juvenile court
- Utilize positive peer pressure through youth volunteers
- Involve the community in the juvenile justice process
- Prevent delinquent youth from further criminal involvement



## Community Services

### Teen Court

<b>Expenditures</b>	<b>FY 2007/08 Actual</b>	<b>FY 2008/09 Adopted</b>	<b>FY 2008/09 Amended</b>	<b>FY 2009/10 Adopted</b>
Personal Services	140,085	149,422	149,422	152,738
Operating Expenditures	12,228	166,883	191,438	35,548
Internal Charges / Other	-	2,347	2,347	16,714
<b>Total Expenditures</b>	<b>152,313</b>	<b>318,652</b>	<b>343,207</b>	<b>205,000</b>

<b>Source of Funding</b>	<b>FY 2007/08 Actual</b>	<b>FY 2008/09 Adopted</b>	<b>FY 2008/09 Amended</b>	<b>FY 2009/10 Adopted</b>
Teen Court Fund	152,313	318,652	343,207	205,000
<b>Total Funding</b>	<b>152,313</b>	<b>318,652</b>	<b>343,207</b>	<b>205,000</b>

<b>Staffing Summary</b>	<b>FY 2007/08 Actual</b>	<b>FY 2008/09 Adopted</b>	<b>FY 2008/09 Amended</b>	<b>Adopted FY 2009/10</b>
Full-Time	2.55	2.55	2.55	2.55
<b>Total Permanent FTE</b>	<b>2.55</b>	<b>2.55</b>	<b>2.55</b>	<b>2.55</b>
Over-Time	-	-	-	-
<b>Total Non-Permanent FTE</b>	<b>-</b>	<b>-</b>	<b>-</b>	<b>-</b>
<b>Total FTE</b>	<b>2.55</b>	<b>2.55</b>	<b>2.55</b>	<b>2.55</b>



## Community Services

### Teen Court

Account Description	FY 2008/09 Adopted	FY 2008/09 Amended	FY 2009/10 Adopted
<b>Personal Services</b>			
510120 Full-time Regular Salaries	109,616	109,616	112,010
510140 Overtime	1,000	1,000	1,000
510150 Special Pay	399	399	399
510210 Social Security Matching	8,417	8,417	8,645
510220 Retirement Contributions	10,837	10,837	11,140
510230 Health And Life Insurance	15,748	15,748	17,547
510240 Workers Compensation	3,405	3,405	1,997
Total Personal Services	149,422	149,422	152,738
<b>Operating Expenditures</b>			
530340 Contracted Services	15,590	15,590	15,590
530400 Travel And Per Diem	1,000	1,000	1,000
530499 Other Chgs/Ob-Contingency	146,981	171,536	15,688
530510 Office Supplies	1,035	1,035	1,035
530520 Operating Supplies	1,035	1,035	1,035
530540 Books, Dues Publications	1,242	1,242	1,200
Total Operating Expenditures	166,883	191,438	35,548
<b>Internal Charges / Other</b>			
540101 Other Charges / Obligations - Internal	2,347	2,347	16,714
Total Internal Charges / Other	2,347	2,347	16,714
Total Expenditures	318,652	343,207	205,000



## Court Support

Judicial  
Guardian Ad Litem  
Legal Aid  
Law Library  
Court Related Grant Programs  
Court Support Technology (Article V)  
Court Support Technology Fee Fund



## Court Support

### Departmental Message

Court Administration's mission is to provide leadership, teamwork, professional management and innovative thinking in an effective and impartial manner. The Court is the primary institution that protects our democracy by upholding the law, ensuring individual rights and liberties, enforcing public order and providing for a peaceful resolution of disputes. The courts uphold the law by ensuring due process and the Courts are open to every person to ensure individual rights and liberties by providing a forum and process by which every person may protect their basic federal and state constitutional rights.

Florida Trial Courts impact every aspect of our society, including: juvenile and adult crime; drug and alcohol addiction; child, spousal, and elder abuse; divorce, paternity, adoption, child custody and support; Guardianship and probate; civil disputes; and traffic and administrative matters.



### Court Support

<b>Expenditures</b>	<b>FY 2007/08 Actual</b>	<b>FY 2008/09 Adopted</b>	<b>FY 2008/09 Amended</b>	<b>FY 2009/10 Adopted</b>
Personal Services	698,789	523,595	523,595	527,794
Operating Expenditures	1,095,257	1,535,238	1,535,238	1,221,014
Internal Charges / Other	113,849	17,276	17,276	310,479
Capital Outlay	34,687	76,000	76,000	19,000
<b>Total Expenditures</b>	<b>1,942,582</b>	<b>2,152,109</b>	<b>2,152,109</b>	<b>2,078,287</b>

<b>Source of Funding</b>	<b>FY 2007/08 Actual</b>	<b>FY 2008/09 Adopted</b>	<b>FY 2008/09 Amended</b>	<b>FY 2009/10 Adopted</b>
General Fund	803,521	652,109	652,109	833,663
Court Support Technology Fee Fund	1,138,555	1,500,000	1,500,000	1,244,624
Adult Drug Court	506	-	-	-
<b>Total Funding</b>	<b>1,942,582</b>	<b>2,152,109</b>	<b>2,152,109</b>	<b>2,078,287</b>

<b>Staffing Summary</b>	<b>FY 2007/08 Actual</b>	<b>FY 2008/09 Adopted</b>	<b>FY 2008/09 Amended</b>	<b>Adopted FY 2009/10</b>
Full-Time	13.00	8.00	8.00	8.00
<b>Total Permanent FTE</b>	<b>13.00</b>	<b>8.00</b>	<b>8.00</b>	<b>8.00</b>
<b>Total FTE</b>	<b>13.00</b>	<b>8.00</b>	<b>8.00</b>	<b>8.00</b>



## Court Support

### Judicial

#### Program Message

- As of July 1, 2004, pursuant to Senate Bill 2962 (Implementation of Revision 7 to Article V) a \$65 additional court cost was approved to be imposed on criminal traffic cases where the defendant was found guilty or pleaded guilty or nolo contendere. The Board adopted this fee by ordinance on June 8, 2004.
- Nearly 2.8 million new cases are filed each year in Florida's Trial Court and with the substantial population growth in Seminole County, the 18th Judicial Circuit caseload is growing each year.
- The Eighteenth Judicial Circuit consists of Seminole and Brevard Counties. Sixteen judges with support staff of forty-eight employees serve in Seminole County. Court Administration manages all administrative and case management duties.
- Since the implementation of Revision 7 to the Florida Constitution, Seminole County has continued to work closely with the judicial system. Seminole will continue to fund facilities, security issues, existing criminal justice information systems, and communications as specified by the legislature as local requirements (F.S. 29.008).





## Court Support

### Judicial

<b>Expenditures</b>	<b>FY 2007/08 Actual</b>	<b>FY 2008/09 Adopted</b>	<b>FY 2008/09 Amended</b>	<b>FY 2009/10 Adopted</b>
Personal Services	264,145	63,661	63,661	64,629
Operating Expenditures	3,311	11,838	11,838	28,459
Internal Charges / Other	12,222	17,247	17,247	81,081
<b>Total Expenditures</b>	<b>279,678</b>	<b>92,746</b>	<b>92,746</b>	<b>174,169</b>

<b>Source of Funding</b>	<b>FY 2007/08 Actual</b>	<b>FY 2008/09 Adopted</b>	<b>FY 2008/09 Amended</b>	<b>FY 2009/10 Adopted</b>
General Fund	279,172	92,746	92,746	174,169
Adult Drug Court	506	-	-	-
<b>Total Funding</b>	<b>279,678</b>	<b>92,746</b>	<b>92,746</b>	<b>174,169</b>

<b>Staffing Summary</b>	<b>FY 2007/08 Actual</b>	<b>FY 2008/09 Adopted</b>	<b>FY 2008/09 Amended</b>	<b>Adopted FY 2009/10</b>
Full-Time	5.00	1.00	1.00	1.00
<b>Total Permanent FTE</b>	<b>5.00</b>	<b>1.00</b>	<b>1.00</b>	<b>1.00</b>
<b>Total FTE</b>	<b>5.00</b>	<b>1.00</b>	<b>1.00</b>	<b>1.00</b>



## **Court Support**

### **Guardian Ad Litem**

#### **Program Message**

- The Seminole County Guardian Ad Litem Program began in 1980 as part of a pilot project to test the effectiveness of lay citizens as advocates for abused and neglected children. This program was created to implement sections 39.822, 914.17(1), and 61.401 of the Florida Statutes.
- The Legislature has found that the Guardian Ad Litem Program has been an indispensable intermediary between the child and the court and the child and the Department of Children and Families (DCF) for the past 20 years.
- The mission of this division is to advocate for the best interest of children who are alleged to be abused, neglected or abandoned and who are involved in court proceedings. The program utilizes full-time professional staff to screen, recruit, train, and supervise volunteers to represent the best interest of children to the court.
- Guardian Ad Litem, through the Article V process, has become a separate division of the Judicial branch and includes one County Employee.



## Court Support

### Guardian Ad Litem

<b>Expenditures</b>	<b>FY 2007/08 Actual</b>	<b>FY 2008/09 Adopted</b>	<b>FY 2008/09 Amended</b>	<b>FY 2009/10 Adopted</b>
Personal Services	45,431	46,381	46,381	47,172
Operating Expenditures	18,131	49,534	49,534	49,534
Internal Charges / Other	10	29	29	25,216
<b>Total Expenditures</b>	<b>63,572</b>	<b>95,944</b>	<b>95,944</b>	<b>121,922</b>

<b>Source of Funding</b>	<b>FY 2007/08 Actual</b>	<b>FY 2008/09 Adopted</b>	<b>FY 2008/09 Amended</b>	<b>FY 2009/10 Adopted</b>
General Fund	63,572	95,944	95,944	121,922
<b>Total Funding</b>	<b>63,572</b>	<b>95,944</b>	<b>95,944</b>	<b>121,922</b>

<b>Staffing Summary</b>	<b>FY 2007/08 Actual</b>	<b>FY 2008/09 Adopted</b>	<b>FY 2008/09 Amended</b>	<b>Adopted FY 2009/10</b>
Full-Time	1.00	1.00	1.00	1.00
<b>Total Permanent FTE</b>	<b>1.00</b>	<b>1.00</b>	<b>1.00</b>	<b>1.00</b>
<b>Total FTE</b>	<b>1.00</b>	<b>1.00</b>	<b>1.00</b>	<b>1.00</b>



## Court Support

### Legal Aid

#### Program Message

- Seminole County Legal Aid strives to provide free legal services to very low income families in Seminole County. It also provides them with access to the legal system to empower them to become self-sufficient, improve their quality of life and protect abused spouses, children and vulnerable senior citizens.
- Legal Aid has been providing services to the indigent community since 1975.
- Services are provided with the assistance of staff attorneys, a support staff and a panel of volunteer attorneys and laypersons.
- As of July 2004, per Article V, Legal Aid became a local requirement and is funded through the General Fund as mandated in Florida Statute 29.008. Under Article V the budget for Legal Aid is based on a 1.5% increase over the prior fiscal years budget and is supported by 25% of the \$65 additional court cost revenue receipts.



## Court Support

### Legal Aid

<u>Expenditures</u>	FY 2007/08 Actual	FY 2008/09 Adopted	FY 2008/09 Amended	FY 2009/10 Adopted
Operating Expenditures	321,103	325,919	325,919	330,808
<b>Total Expenditures</b>	<b>321,103</b>	<b>325,919</b>	<b>325,919</b>	<b>330,808</b>

<u>Source of Funding</u>	FY 2007/08 Actual	FY 2008/09 Adopted	FY 2008/09 Amended	FY 2009/10 Adopted
General Fund	321,103	325,919	325,919	330,808
<b>Total Funding</b>	<b>321,103</b>	<b>325,919</b>	<b>325,919</b>	<b>330,808</b>

<u>Staffing Summary</u>	FY 2007/08 Actual	FY 2008/09 Adopted	FY 2008/09 Amended	Adopted FY 2009/10

Total FTE

## Court Support

### Law Library

#### Program Message

- The Law Library provides legal reference materials and referral services for the judiciary, lawyers, courthouse personnel and to meet the legal needs of the community.
- The Law Library was established by the laws of Florida Chapter 59-1963 and through Revision 7 of Article V, and is supported by 25% of the \$65 additional court cost revenue receipts.



### Court Support

#### Law Library

<b>Expenditures</b>	<b>FY 2007/08 Actual</b>	<b>FY 2008/09 Adopted</b>	<b>FY 2008/09 Amended</b>	<b>FY 2009/10 Adopted</b>
Operating Expenditures	139,674	137,500	137,500	137,500
<b>Total Expenditures</b>	<b>139,674</b>	<b>137,500</b>	<b>137,500</b>	<b>137,500</b>

<b>Source of Funding</b>	<b>FY 2007/08 Actual</b>	<b>FY 2008/09 Adopted</b>	<b>FY 2008/09 Amended</b>	<b>FY 2009/10 Adopted</b>
General Fund	139,674	137,500	137,500	137,500
<b>Total Funding</b>	<b>139,674</b>	<b>137,500</b>	<b>137,500</b>	<b>137,500</b>

<b>Staffing Summary</b>	<b>FY 2007/08 Actual</b>	<b>FY 2008/09 Adopted</b>	<b>FY 2008/09 Amended</b>	<b>Adopted FY 2009/10</b>

Total FTE



## Court Support

### Court Support Technology (Article V)

#### Program Message

Pursuant to Florida Statutes 29.008(1)(f)2 and (h)

“Counties are required by s. 14, Art. V of the State Constitution to fund the cost of communications services, existing radio systems, existing multi-agency criminal justice information systems, ...and security of facilities for the circuit and county courts, public defenders’ offices, state attorneys’ offices, guardian ad litem offices and the offices of the clerk of the circuit and county courts performing court-related functions.”

F.S. 28.24(12)(e)(1) provides for a \$2 recording fee to fund court related technology budgeted in this program.





## Court Support

### Court Support Technology (Article V)

<b>Expenditures</b>	<b>FY 2007/08 Actual</b>	<b>FY 2008/09 Adopted</b>	<b>FY 2008/09 Amended</b>	<b>FY 2009/10 Adopted</b>
Personal Services	389,213	413,553	413,553	415,993
Operating Expenditures	613,038	1,010,447	1,010,447	674,713
Internal Charges / Other	101,617	-	-	204,182
Capital Outlay	34,687	76,000	76,000	19,000
<b>Total Expenditures</b>	<b>1,138,555</b>	<b>1,500,000</b>	<b>1,500,000</b>	<b>1,313,888</b>

<b>Source of Funding</b>	<b>FY 2007/08 Actual</b>	<b>FY 2008/09 Adopted</b>	<b>FY 2008/09 Amended</b>	<b>FY 2009/10 Adopted</b>
General Fund	-	-	-	69,264
Court Support Technology Fee Fund	1,138,555	1,500,000	1,500,000	1,244,624
<b>Total Funding</b>	<b>1,138,555</b>	<b>1,500,000</b>	<b>1,500,000</b>	<b>1,313,888</b>

<b>Staffing Summary</b>	<b>FY 2007/08 Actual</b>	<b>FY 2008/09 Adopted</b>	<b>FY 2008/09 Amended</b>	<b>Adopted FY 2009/10</b>
Full-Time	7.00	6.00	6.00	6.00
<b>Total Permanent FTE</b>	<b>7.00</b>	<b>6.00</b>	<b>6.00</b>	<b>6.00</b>
<b>Total FTE</b>	<b>7.00</b>	<b>6.00</b>	<b>6.00</b>	<b>6.00</b>





## Economic Development

Tourism Development  
Business Development



## Economic Development

### Departmental Message

Economic Development's goal is to improve and sustain the overall quality of life for the residents of Seminole County through local efforts to diversify the County's economy, develop new target areas, and to market and promote Seminole County to potential visitors as a unique tourism destination.

#### STRATEGY:

To foster the attraction of high wage jobs/industry and the expansion of the non-residential portion of the tax base by targeting specific areas of the County for development/redevelopment and to successfully promote Seminole County as a tourist destination.

#### OBJECTIVES:

- Continue to create a great place to live, build a strong business environment, and communicate the Seminole County opportunity.
- Maintain partnerships with the Metro Orlando Economic Development Commission, Seminole Community College, Central Florida Sports Commission, the Cities, Seminole County Regional Chamber of Commerce, and Workforce Central Florida.
- Provide support to small business development activities.
- Increase international development opportunities.
- Support workforce development.
- Continue to attract, retain and assist targeted business sectors within the County.
- Work with our partners to promote and develop the Seminoleway Corridor.
- Successfully promote Seminole County primarily to the drive market, and secondarily to the domestic United States.
- The department also serves as a clearinghouse for demographic data, local and state business support programs and promotes Seminole County as a business and tourist destination.

#### ACCOMPLISHMENTS:

- In FY 2008/09 eleven companies expanded or located their operations in the County adding 902 new or retained jobs with an average annual wage of \$55,416.
- These companies invested an impressive \$22,867,000 in new construction and equipment.
- Over 520,361 square feet of vacant space in the Seminole County commercial marketplace was absorbed.
- Since 1995; the Economic Development Jobs Growth Incentive (JGI) program has yielded new capital investments of \$57 per every \$1 of county funding and has created 12,252 jobs.
- The tourist development tax collected from overnight visitors in fiscal year 2008/09 was \$2.65 million.
- Approximately 19,000 Seminole County residents are currently employed in the tourism industry.



## Economic Development

<b>Expenditures</b>	<b>FY 2007/08 Actual</b>	<b>FY 2008/09 Adopted</b>	<b>FY 2008/09 Amended</b>	<b>FY 2009/10 Adopted</b>
Personal Services	584,302	593,601	593,601	445,288
Operating Expenditures	1,894,784	1,973,090	1,959,365	1,570,062
Internal Charges / Other	164,737	145,303	145,303	154,607
Capital Outlay	-	-	13,725	-
Debt Service	199,527	199,080	749,080	-
Grants & Aids	899,950	1,020,450	1,020,450	851,000
<b>Total Expenditures</b>	<b>3,743,300</b>	<b>3,931,524</b>	<b>4,481,524</b>	<b>3,020,957</b>

<b>Source of Funding</b>	<b>FY 2007/08 Actual</b>	<b>FY 2008/09 Adopted</b>	<b>FY 2008/09 Amended</b>	<b>FY 2009/10 Adopted</b>
Tourist Development Fund/ 3% Tax	2,331,022	2,504,866	3,054,866	265,000
Tourist Dev - Prof Sports Franchise/ Economic Development	-	-	-	1,527,617
	1,412,278	1,426,658	1,426,658	1,228,340
<b>Total Funding</b>	<b>3,743,300</b>	<b>3,931,524</b>	<b>4,481,524</b>	<b>3,020,957</b>

<b>Staffing Summary</b>	<b>FY 2007/08 Actual</b>	<b>FY 2008/09 Adopted</b>	<b>FY 2008/09 Amended</b>	<b>Adopted FY 2009/10</b>
Full-Time	9.00	8.25	8.25	6.00
Part-Time	0.50	-	-	-
<b>Total Permanent FTE</b>	<b>9.50</b>	<b>8.25</b>	<b>8.25</b>	<b>6.00</b>
<b>Total FTE</b>	<b>9.50</b>	<b>8.25</b>	<b>8.25</b>	<b>6.00</b>



## Economic Development

### Tourism Development

#### Program Message

The Tourism Program's ultimate purpose is to market and promote the image and awareness of Seminole County to potential visitors as a unique tourism destination, attracting significant numbers of new and repeat visitors, and creating a positive economic impact on our community.

#### OBJECTIVES/ACCOMPLISHMENTS:

- Tourism Development continues to successfully promote the County primarily to the drive market, and secondarily to the domestic United States.
- The tourist development tax collected from overnight visitors in fiscal year 2008/09 was \$2.65 million. Business was generally soft in 2008, and occupancy decreased 2% over 2007. Average daily rate (ADR) increased 3.5% in 2008 over the previous year. In calendar year 2008, approximately 1.5 million visitors stayed in Seminole County hotels. Approximately 19,000 Seminole County residents are employed in the hospitality industry.
- The County's hotels primarily cater to the corporate traveler during the week. Weekends and holiday periods are less active, although sporting events play a major role in increasing weekend and holiday travel. This department is significantly increasing its efforts in the corporate traveler and small-to-medium meetings market. This emphasis will include hosting meeting planners for familiarization tours.
- Tourism marketing efforts will also be highly targeted to the sports event organizer to increase tournaments and training during the weekends, as well as non-peak seasons. In 2008, Seminole County hosted 49 sporting events at county park venues which generated \$8.8 million economic impact and 10,000 room nights.

Our success as a sports destination continues to expand. Our exceptional facilities at the Seminole County Sports Training Center at Sylvan Lake Park, Sanford Memorial Stadium, Merrill Park and the Seminole County Softball Complex are only a few of the sports facilities that have gained both national and international attention. Seminole County is currently seeking higher use of all the facilities in the County for tournaments and training.

- Through our partnerships with the Central Florida Sports Commission and other area sports organizations, and a larger push out of the Tourism Development Department, Seminole County is soliciting state, regional and national sports associations and governing bodies. Regional and Seminole County specific events will be promoted in sports such as baseball, field hockey, fishing, lacrosse, rugby, soccer, softball, swimming, and water polo.
- We will also continue to promote golf and tennis for team training, leisure weekend travel and golf vacations through special promotions.
- Another important promotional effort is inviting journalists to Seminole County. We will continue to bring journalists to the County for first-hand experiences with the natural and historic attractions their readers can experience in Seminole County.
- On the domestic leisure side, Tourism Development will strengthen the awareness of Seminole County's appeal worldwide by targeting the feeder cities for airlines arriving into the Orlando Sanford International Airport (OSIA).



## Economic Development

### Tourism Development

Expenditures	FY 2007/08 Actual	FY 2008/09 Adopted	FY 2008/09 Amended	FY 2009/10 Adopted
Personal Services	346,625	419,739	419,739	352,037
Operating Expenditures	1,285,406	1,357,051	1,343,326	1,045,131
Internal Charges / Other	159,464	138,996	138,996	130,449
Capital Outlay	-	-	13,725	-
Debt Service	199,527	199,080	749,080	-
Grants & Aids	340,000	390,000	390,000	265,000
<b>Total Expenditures</b>	<b>2,331,022</b>	<b>2,504,866</b>	<b>3,054,866</b>	<b>1,792,617</b>

Source of Funding	FY 2007/08 Actual	FY 2008/09 Adopted	FY 2008/09 Amended	FY 2009/10 Adopted
Tourist Development Fund/ 3% Tax	2,331,022	2,504,866	3,054,866	265,000
Tourist Dev - Prof Sports Franchise/	-	-	-	1,527,617
<b>Total Funding</b>	<b>2,331,022</b>	<b>2,504,866</b>	<b>3,054,866</b>	<b>1,792,617</b>

Staffing Summary	FY 2007/08 Actual	FY 2008/09 Adopted	FY 2008/09 Amended	Adopted FY 2009/10
Full-Time	6.00	6.25	6.25	5.00
Part-Time	0.50	-	-	-
<b>Total Permanent FTE</b>	<b>6.50</b>	<b>6.25</b>	<b>6.25</b>	<b>5.00</b>
<b>Total FTE</b>	<b>6.50</b>	<b>6.25</b>	<b>6.25</b>	<b>5.00</b>



## Economic Development

### Business Development

#### Program Message

The Business Development Program's ultimate purpose is to promote Seminole County to potential visitors and to enhance local economic conditions. Working through key partnerships with Seminole Community College, Metro Orlando Economic Development Commission and the Small Business Development Center to provide support to small business development activities, promote customized job training, increase international development opportunities; and continue to attract, retain and assist targeted business sectors within the County.

The division also serves as a clearinghouse for demographic data, local and state business support programs and promotes Seminole County as a business destination.

#### OBJECTIVES:

To implement infrastructure improvements and enhance public areas, encouraging business to locate or expand along the corridor and to foster the attraction of high wage jobs/industry through solicitation and recruitment of targeted industry/business.

#### ACCOMPLISHMENTS:

- In FY 2008/09 eleven companies expanded or located their operations in the County adding 902 new or retained jobs with an average annual wage of \$55,416.
- These companies invested an impressive \$22,867,000 in new construction and equipment.
- Over 520,361 square feet of vacant space in the Seminole County commercial marketplace was absorbed.
- Since 1995; the Economic Development Jobs Growth Incentive (JGI) program has yielded new capital investments of \$57 per every \$1 of county funding and has created 12,252 jobs.
- The Seminole Advisory Board Council, a program that fosters economic growth by matching companies with advisory boards currently has ten companies and seventy seven volunteer advisers. The Council is hoping to double the number of Client Companies and Advisers by the fall.





## Economic Development

### Business Development

<b>Expenditures</b>	<b>FY 2007/08 Actual</b>	<b>FY 2008/09 Adopted</b>	<b>FY 2008/09 Amended</b>	<b>FY 2009/10 Adopted</b>
Personal Services	237,677	173,862	173,862	93,251
Operating Expenditures	609,378	616,039	616,039	524,931
Internal Charges / Other	5,273	6,307	6,307	24,158
Grants & Aids	559,950	630,450	630,450	586,000
<b>Total Expenditures</b>	<b>1,412,278</b>	<b>1,426,658</b>	<b>1,426,658</b>	<b>1,228,340</b>

<b>Source of Funding</b>	<b>FY 2007/08 Actual</b>	<b>FY 2008/09 Adopted</b>	<b>FY 2008/09 Amended</b>	<b>FY 2009/10 Adopted</b>
Economic Development	1,412,278	1,426,658	1,426,658	1,228,340
<b>Total Funding</b>	<b>1,412,278</b>	<b>1,426,658</b>	<b>1,426,658</b>	<b>1,228,340</b>

<b>Staffing Summary</b>	<b>FY 2007/08 Actual</b>	<b>FY 2008/09 Adopted</b>	<b>FY 2008/09 Amended</b>	<b>Adopted FY 2009/10</b>
Full-Time	3.00	2.00	2.00	1.00
<b>Total Permanent FTE</b>	<b>3.00</b>	<b>2.00</b>	<b>2.00</b>	<b>1.00</b>
<b>Total FTE</b>	<b>3.00</b>	<b>2.00</b>	<b>2.00</b>	<b>1.00</b>





## Environmental Services

<p>Business Office Program</p> <p>Utility Revenue Collection &amp; Management Program</p> <p>Water Management Program</p> <p>Wastewater Management Program</p> <p>Water &amp; Sewer Operations (History Only)</p> <p>Water Conservation Program</p> <p>Engineering Support &amp; Capital Improvement Program</p> <p>Central Transfer Station Operations</p> <p>Landfill Operations</p> <p>SW-Compliance &amp; Program Management Program</p> <p>Solid Waste (History only)</p>
--



## Environmental Services

### Departmental Message

Environmental Services will continue to provide quality, cost effective, highly reliable water, wastewater, reclaimed water, and solid waste management utility services, ensuring excellent responsiveness to the customers of the utility systems through timely and accurate customer service efforts.

To provide safe, reliable, high quality water, wastewater and reclaimed water utility services that meet all regulatory standards and provide maximum customer services.

To develop and implement the Capital Improvements Program accommodating the changing regulatory environment, modest growth and maintaining a level of service to the Water, Sewer and Reclaimed Water customers.

To provide Seminole County citizens and businesses with a high level of Solid Waste Management Services at a low operating cost and protect the County's environment through diligent facility operations and maintenance, as well as public outreach and education.

### HIGHLIGHTS:

The Departments' 2010 Budget Is based on the following assumptions related to core business programs and activities:

#### Growth and Revenue Forecasting

- Growth moderating from prior year levels for the Water and Sewer Funds. Prior year ERC growth of 1.0% will continue in the short term then increase modestly to 2.0% to 3.0% over the longer term.
- The revenue forecasts assume an index adjustment adopted in January.
- The phasing of Florida Water Service Rate Equalization should be complete in 2010 coinciding with securing the next phase of capital program funding. The return to uniform rates would occur with a rate adoption.
- Solid Waste disposal quantities and revenues were significantly impacted by the global economic recession during Fiscal Year 2009, but are showing signs of recovery and stabilization toward the end of the year. Forecasts are conservatively based on the 12% correction (reduction) observed with no short term (one year) growth in disposal quantities and moderate recovery of recycling revenues. The fund continues to realize growth in overall disposal quantities and revenues in the 1.0% to 2.0% range; these remain consistent with historical trends (no disasters).

#### Operating and Capital Expenditures

- Costs associated with recurring operations, as being performed in FY 2009, comprise the 2010 year budgets. Only the effects of low growth and moderate inflation are included budgets at this level.
- Increasing stringency in the regulatory environment for water, sewer, reclaimed water and solid waste will affect departmental programs.
- The recently funded water and sewer bond projects will continue. Construction contract activity should reach a peak level during 2010 to 2011 timeframe under the original program scenario.
- Long-term planning for the next planned phase of the water and sewer Capital Improvement Plan and related debt is anticipated to begin in the fall of 2009.
- The initial phases of reclaimed water at a residential level will be completed, creating interim relief under the Consumptive Use Permits, as well as utilize this resource more efficiently.
- Landfill gas to energy enters its second full year of recurring operations. This innovative Public/Private partnership mitigates impacts of greenhouse gases, and provides a power resource.
- The Citizen's Service Area is planned to commence construction by the end of FY 2009 and be completed in 2010 resulting in a safer environment to small quantity disposals by individuals.

#### Balanced Fund Budgets and Revenue Sufficiency

##### •Water and Sewer Funds

>The Water and Sewer Funds face significant challenges through the planning horizon as we move into a more mature status. Water and Sewer Operating expenses supporting recurring operations for FY 2010 are generally consistent with 2009 levels.

>Debt service coverage for the Water and Sewer Funds based on the 2010 budget is in the 1.20 times range (net revenues only). With connection fees remaining at very modest levels, this second tier test (net revenues and connection fees) may reach the required 1.25 times requirement.

>As staff continues to work through the economic impact and recovery trends unique to the utility, forecasts will continue to be under revision.

##### •Solid Waste Funds



## Environmental Services

>The Solid Waste Funds continues performing at presently reduced levels and is not facing significant operating or regulatory challenges. Funding is adequate for all recurring and requested levels of activity.

>Solid Waste operating expenses for FY'2010 are also consistent with 2009 levels.

>Debt Service coverage for the Solid Waste Fund based on the 2010 Budget is 2.0 times range. Staff will continue to work through the economic recovery impact trends unique to Solid Waste. Forecasts will continue to be under revision through the summer.

Note: The financial system (JD Edwards) was implemented in order to report in accordance with Generally Accepted Accounting Principles, which requires Enterprise Funds to account for their principal payments on debt service in a liability account, rather than in expenditure accounts. Thus, principal payments on debt service are not reflected in the actual column in this document.



## Environmental Services

<b>Expenditures</b>	<b>FY 2007/08 Actual</b>	<b>FY 2008/09 Adopted</b>	<b>FY 2008/09 Amended</b>	<b>FY 2009/10 Adopted</b>
Personal Services	11,140,368	11,551,900	11,413,421	10,629,896
Operating Expenditures	16,638,811	19,408,736	18,247,226	18,391,862
Internal Charges / Other	7,132,386	9,184,222	8,731,572	9,248,320
Capital Outlay	44,437,224	121,699,187	102,328,943	72,013,146
Debt Service	9,823,274	15,865,544	15,865,544	15,857,356
Grants & Aids	-	-	-	2,000,000
Transfers	2,889,846	-	-	-
<b>Total Expenditures</b>	<b>92,061,909</b>	<b>177,709,589</b>	<b>156,586,706</b>	<b>128,140,580</b>

<b>Source of Funding</b>	<b>FY 2007/08 Actual</b>	<b>FY 2008/09 Adopted</b>	<b>FY 2008/09 Amended</b>	<b>FY 2009/10 Adopted</b>
Water And Sewer Operating Fund	35,479,163	46,629,180	44,224,936	47,564,581
Water Connection Fees	1,382,076	6,623,752	515,651	6,909,065
Sewer Connection Fees	7,089,654	10,490,024	6,107,450	6,941,450
Water and Sewer Bonds, Series 2006	31,992,127	83,237,985	82,641,748	42,404,846
Environmental Services Grants	-	7,530,000	7,530,000	-
Solid Waste Fund	16,118,889	23,198,648	15,566,921	24,320,638
<b>Total Funding</b>	<b>92,061,909</b>	<b>177,709,589</b>	<b>156,586,706</b>	<b>128,140,580</b>

<b>Staffing Summary</b>	<b>FY 2007/08 Actual</b>	<b>FY 2008/09 Adopted</b>	<b>FY 2008/09 Amended</b>	<b>Adopted FY 2009/10</b>
Full-Time	197.00	197.00	197.00	190.00
<b>Total Permanent FTE</b>	<b>197.00</b>	<b>197.00</b>	<b>197.00</b>	<b>190.00</b>
Over-Time	-	-	-	-
Temporary/Interns	1.00	-	-	-
<b>Total Non-Permanent FTE</b>	<b>1.00</b>	<b>-</b>	<b>-</b>	<b>-</b>
<b>Total FTE</b>	<b>198.00</b>	<b>197.00</b>	<b>197.00</b>	<b>190.00</b>



## Environmental Services

### Business Office Program

#### Program Message

The Business Office Program ultimate purpose is to provide day-to-day management oversight and technical support for the Department's operating and capital programs of the Seminole County Utilities.

This program includes the following services:

- \*\*Management Oversight/Personnel/Financial/Fiscal Support
  - >Implementation of all County Policies and Procedures
  - >Long-term Financial Planning, funding and supporting rate level strategies
  - >Financial Document maintenance and control

Objectives:

\*\*Business Office objectives are service-based, addressing needs of the two (2) operating programs, associated with Solid Waste and Water and Sewer Utilities, as well as the Capital Planning Program.

Business Office Program recurring activities are:

- >Provide interface with regulatory entities on all compliance matters
- >Monitor the departmental capital planning activities including current budgets and long-term planning horizon needs
- >Provide management support and guidance for all programs
- >Financial monitoring for budgetary compliance and annual financial reporting
- >Monitor on-going revenue and expenditure level trends for sustainability



## Environmental Services

### Business Office Program

<b>Expenditures</b>	<b>FY 2007/08 Actual</b>	<b>FY 2008/09 Adopted</b>	<b>FY 2008/09 Amended</b>	<b>FY 2009/10 Adopted</b>
Personal Services	1,163,769	1,139,966	1,139,966	444,276
Operating Expenditures	52,775	113,000	113,000	80,000
Internal Charges / Other	28,230	35,200	35,200	134,144
Capital Outlay	-	-	-	75,000
Transfers	2,889,846	-	-	-
<b>Total Expenditures</b>	<b>4,134,620</b>	<b>1,288,166</b>	<b>1,288,166</b>	<b>733,420</b>

<b>Source of Funding</b>	<b>FY 2007/08 Actual</b>	<b>FY 2008/09 Adopted</b>	<b>FY 2008/09 Amended</b>	<b>FY 2009/10 Adopted</b>
Water And Sewer Operating Fund	745,318	744,583	744,583	400,445
Solid Waste Fund	3,389,302	543,583	543,583	332,975
<b>Total Funding</b>	<b>4,134,620</b>	<b>1,288,166</b>	<b>1,288,166</b>	<b>733,420</b>

<b>Staffing Summary</b>	<b>FY 2007/08 Actual</b>	<b>FY 2008/09 Adopted</b>	<b>FY 2008/09 Amended</b>	<b>Adopted FY 2009/10</b>
Full-Time	15.00	14.00	14.00	7.00
<b>Total Permanent FTE</b>	<b>15.00</b>	<b>14.00</b>	<b>14.00</b>	<b>7.00</b>
Temporary/Interns	1.00	-	-	-
<b>Total Non-Permanent FTE</b>	<b>1.00</b>	<b>-</b>	<b>-</b>	<b>-</b>
<b>Total FTE</b>	<b>16.00</b>	<b>14.00</b>	<b>14.00</b>	<b>7.00</b>





## Environmental Services

### Utility Revenue Collection & Management Program

#### Program Message

The Utility Revenue Collection & Management Program ultimate purpose is to provide utility billing services, customer service interface and accounting for collecting of revenues for water and wastewater services provided in accordance per the Administrative Code Section 20 and the Seminole County Water and Sewer Service Capacity Guidelines.

This program is inclusive of the following services:

- \*\*Meter reading and disconnections and customer service interface
- \*\*Meter replacements, repairs and testing
- \*\*Utility billing
- \*\*Development community interface
- \*\*Agreements management
- \*\*Customer service

Objectives:

- \*\*Utility Revenue collection and Management Program objectives are service-based, addressing needs of the residential, commercial and wholesale customers of Seminole County. Objectives of this program include:
  - >Read each meter and bill customers monthly
  - >Provide the highest level of phone support to customer inquiries possible
  - >Perform all requests for re-reads and meter tests within the work week
  - >Process all requests for new service connections of the development community in a timely manner
  - >Implement new policies associated with the Federal Communications Commission Red Flag Rules related to identity theft and report as directed to the Board of County Commissioners
  - >complete the meter change-out program within the identified ten-year horizon



## Environmental Services

### Utility Revenue Collection & Management Program

<b>Expenditures</b>	<b>FY 2007/08 Actual</b>	<b>FY 2008/09 Adopted</b>	<b>FY 2008/09 Amended</b>	<b>FY 2009/10 Adopted</b>
Personal Services	1,229,547	1,140,423	1,140,423	1,023,620
Operating Expenditures	174,453	276,724	276,724	482,082
Internal Charges / Other	163,301	175,089	175,089	409,531
Capital Outlay	-	616,043	616,043	700,000
<b>Total Expenditures</b>	<b>1,567,301</b>	<b>2,208,279</b>	<b>2,208,279</b>	<b>2,615,233</b>

<b>Source of Funding</b>	<b>FY 2007/08 Actual</b>	<b>FY 2008/09 Adopted</b>	<b>FY 2008/09 Amended</b>	<b>FY 2009/10 Adopted</b>
Water And Sewer Operating Fund	1,567,301	2,208,279	2,208,279	2,615,233
<b>Total Funding</b>	<b>1,567,301</b>	<b>2,208,279</b>	<b>2,208,279</b>	<b>2,615,233</b>

<b>Staffing Summary</b>	<b>FY 2007/08 Actual</b>	<b>FY 2008/09 Adopted</b>	<b>FY 2008/09 Amended</b>	<b>Adopted FY 2009/10</b>
Full-Time	26.00	27.00	27.00	26.00
<b>Total Permanent FTE</b>	<b>26.00</b>	<b>27.00</b>	<b>27.00</b>	<b>26.00</b>
Over-Time	-	-	-	-
<b>Total Non-Permanent FTE</b>	<b>-</b>	<b>-</b>	<b>-</b>	<b>-</b>
<b>Total FTE</b>	<b>26.00</b>	<b>27.00</b>	<b>27.00</b>	<b>26.00</b>



## Environmental Services

### Water Management Program

#### Program Message

The Water Management Program ultimate purpose is producing and delivering safe drinking water to the customer while complying with all state and federal mandates.

This program is inclusive of the following services:

- \*\*Water Treatment Service
- \*\*Water Distribution Service
- \*\*Maintenance of Water Facilities

Objectives:

- \*\*Properly treat and distribute potable water to customers to meet or exceed all regulatory criteria
- \*\*Meet all regulatory requirements for compliance sampling and analysis
- \*\*Report all permitted criteria as required by the United States Environmental Protection Agency, the Florida Department of Environmental Protection, the St. Johns River Water Management District and the Florida Department of Health
- \*\*Meet or exceed the sanitary survey requirements for the Reclaimed Water Program
- \*\*Maintain the water systems to meet or exceed regulatory and industry standards which include the water treatment facilities, the water distribution infrastructure, the Cross Connection Control Program, Valve Maintenance Program and the Fire Hydrant Maintenance Program



## Environmental Services

### Water Management Program

<b>Expenditures</b>	FY 2007/08 Actual	FY 2008/09 Adopted	FY 2008/09 Amended	FY 2009/10 Adopted
Personal Services	-	-	-	2,638,968
Operating Expenditures	-	-	-	5,153,756
Internal Charges / Other	-	-	-	2,456,274
Capital Outlay	-	-	-	150,000
<b>Total Expenditures</b>	-	-	-	<b>10,398,998</b>

<b>Source of Funding</b>	FY 2007/08 Actual	FY 2008/09 Adopted	FY 2008/09 Amended	FY 2009/10 Adopted
Water And Sewer Operating Fund	-	-	-	10,398,998
<b>Total Funding</b>	-	-	-	<b>10,398,998</b>

<b>Staffing Summary</b>	FY 2007/08 Actual	FY 2008/09 Adopted	FY 2008/09 Amended	Adopted FY 2009/10
Full-Time	-	-	-	41.00
<b>Total Permanent FTE</b>	-	-	-	<b>41.00</b>
Over-Time	-	-	-	-
<b>Total Non-Permanent FTE</b>	-	-	-	-
<b>Total FTE</b>	-	-	-	<b>41.00</b>



## Environmental Services

### Wastewater Management Program

#### Program Message

The Wastewater Management Program ultimate purpose is insuring the proper transport and treatment of wastewater, disposal of wastewater by products and the production of reclaimed water for customers while complying with state and federal mandates.

This program includes the following services:

- \*\*Wastewater Collection
- \*\*Wastewater Treatment & Reclaimed Water
- \*\*Maintenance of Wastewater & Reclaimed Facilities

Objectives:

- \*\*Properly collect and transport all wastewater from the customer and deliver to the appropriate wastewater treatment facility for proper treatment
- \*\*Treat all the collected wastewater to meet or exceed all regulatory criteria
- \*\*Properly dispose of all the residuals from the wastewater treatment facilities
- \*\*Meet all regulatory requirements for compliance sampling and analysis
- \*\*Report all permitted criteria as required by the operations permit including the Industrial Pre-Treatment Program
- \*\*Meet or exceed the sanitary survey requirements for the Reclaimed Water Program
- \*\*Maintain the wastewater systems to meet or exceed regulatory and industry standards



## Environmental Services

### Wastewater Management Program

<b>Expenditures</b>	<b>FY 2007/08 Actual</b>	<b>FY 2008/09 Adopted</b>	<b>FY 2008/09 Amended</b>	<b>FY 2009/10 Adopted</b>
Personal Services	-	-	-	1,875,578
Operating Expenditures	-	-	-	8,138,272
Internal Charges / Other	-	-	-	1,691,888
Capital Outlay	-	-	-	156,500
<b>Total Expenditures</b>	<b>-</b>	<b>-</b>	<b>-</b>	<b>11,862,238</b>

<b>Source of Funding</b>	<b>FY 2007/08 Actual</b>	<b>FY 2008/09 Adopted</b>	<b>FY 2008/09 Amended</b>	<b>FY 2009/10 Adopted</b>
Water And Sewer Operating Fund	-	-	-	11,862,238
<b>Total Funding</b>	<b>-</b>	<b>-</b>	<b>-</b>	<b>11,862,238</b>

<b>Staffing Summary</b>	<b>FY 2007/08 Actual</b>	<b>FY 2008/09 Adopted</b>	<b>FY 2008/09 Amended</b>	<b>Adopted FY 2009/10</b>
Full-Time	-	-	-	29.00
<b>Total Permanent FTE</b>	<b>-</b>	<b>-</b>	<b>-</b>	<b>29.00</b>
Over-Time	-	-	-	-
<b>Total Non-Permanent FTE</b>	<b>-</b>	<b>-</b>	<b>-</b>	<b>-</b>
<b>Total FTE</b>	<b>-</b>	<b>-</b>	<b>-</b>	<b>29.00</b>



## **Environmental Services**

### **Water & Sewer Operations (History Only)**

#### **Program Message**

Water & Sewer Operations has been broken out into separate programs. The following are the programs:

- \*\*Water Management Program
- \*\*Wastewater Management Program

This page is for historical purposes only.



## Environmental Services

### Water & Sewer Operations (History Only)

<b>Expenditures</b>	<b>FY 2007/08 Actual</b>	<b>FY 2008/09 Adopted</b>	<b>FY 2008/09 Amended</b>	<b>FY 2009/10 Adopted</b>
Personal Services	3,825,526	4,712,254	4,712,254	-
Operating Expenditures	12,626,825	13,811,665	13,867,665	-
Internal Charges / Other	3,682,855	4,397,155	4,397,155	-
Capital Outlay	329,279	53,250	108,543	-
<b>Total Expenditures</b>	<b>20,464,485</b>	<b>22,974,324</b>	<b>23,085,617</b>	<b>-</b>

<b>Source of Funding</b>	<b>FY 2007/08 Actual</b>	<b>FY 2008/09 Adopted</b>	<b>FY 2008/09 Amended</b>	<b>FY 2009/10 Adopted</b>
Water And Sewer Operating Fund	20,464,485	22,974,324	23,085,617	-
<b>Total Funding</b>	<b>20,464,485</b>	<b>22,974,324</b>	<b>23,085,617</b>	<b>-</b>

<b>Staffing Summary</b>	<b>FY 2007/08 Actual</b>	<b>FY 2008/09 Adopted</b>	<b>FY 2008/09 Amended</b>	<b>Adopted FY 2009/10</b>
Full-Time	71.00	71.00	71.00	-
<b>Total Permanent FTE</b>	<b>71.00</b>	<b>71.00</b>	<b>71.00</b>	<b>-</b>
<b>Total FTE</b>	<b>71.00</b>	<b>71.00</b>	<b>71.00</b>	<b>-</b>





## Environmental Services

### Water Conservation Program

#### Program Message

The Water Conservation Program ultimate purpose is complying with the St Johns River Water management District's mandate to conserve the dwindling groundwater supply for human consumption

This program includes the following services:

- \*\*Conservation Education and Outreach
- \*\*Conservation Research and Audits

Objectives:

- \*\*Continue to focus on water conservation and achieving greater water use efficiency by televising water conservation public service announcements, providing water conservation videos to local schools and community organizations, construct, maintain and publicize water efficient landscape demonstration projects, provide exhibits in public places, provide speakers to local schools and community organizations, display posters and distribute literature, provide customer assistance programs that addresses indoor and outdoor water use, provide information/assistance to customers with high water consumption
- \*\*Continue to focus on the Consumptive Use Permit compliance efforts, while implementing new programs with quantifiable impacts on potable water consumption
- \*\*Continue a public education outreach program to its potable water consumers on efficient water use through various conservation methods



## Environmental Services

### Water Conservation Program

<b>Expenditures</b>	<b>FY 2007/08 Actual</b>	<b>FY 2008/09 Adopted</b>	<b>FY 2008/09 Amended</b>	<b>FY 2009/10 Adopted</b>
Personal Services	89,722	113,181	113,181	90,214
Operating Expenditures	165,503	354,200	354,200	261,750
Internal Charges / Other	518	802	802	5,344
<b>Total Expenditures</b>	<b>255,743</b>	<b>468,183</b>	<b>468,183</b>	<b>357,308</b>

<b>Source of Funding</b>	<b>FY 2007/08 Actual</b>	<b>FY 2008/09 Adopted</b>	<b>FY 2008/09 Amended</b>	<b>FY 2009/10 Adopted</b>
Water And Sewer Operating Fund	255,743	468,183	468,183	357,308
<b>Total Funding</b>	<b>255,743</b>	<b>468,183</b>	<b>468,183</b>	<b>357,308</b>

<b>Staffing Summary</b>	<b>FY 2007/08 Actual</b>	<b>FY 2008/09 Adopted</b>	<b>FY 2008/09 Amended</b>	<b>Adopted FY 2009/10</b>
Full-Time	1.00	1.00	1.00	1.00
<b>Total Permanent FTE</b>	<b>1.00</b>	<b>1.00</b>	<b>1.00</b>	<b>1.00</b>
Over-Time	-	-	-	-
<b>Total Non-Permanent FTE</b>	<b>-</b>	<b>-</b>	<b>-</b>	<b>-</b>
<b>Total FTE</b>	<b>1.00</b>	<b>1.00</b>	<b>1.00</b>	<b>1.00</b>



## Environmental Services

### Engineering Support & Capital Improvement Program

#### Program Message

The Engineering Support & Capital Improvement Program ultimate purpose is to provide sustainability for current and future utility service and demands while maintaining regulatory requirement compliance.

This program includes the following services:

- \*\*Project Management
- \*\*Utility Capital Construction inspections/interdepartmental inspections support
- \*\*Water, Wastewater and Reclaimed Systems Engineering
- \*\*Utilities Master Planning and Hydraulic System Modeling
- \*\*GIS Infrastructure Data Management
- \*\*Development Utilities Review Support & Inspections

Objectives:

- \*\*Strategically manage the planning, design and construction of utility infrastructure projects
- \*\*Develop, maintain, implement, and support a Capital Improvement Program for water, sewer, reclaimed water and solid waste operations in order to sustain prescribed levels of service and ensure infrastructure is available to accommodate new and existing customers



## Environmental Services

### Engineering Support & Capital Improvement Program

<u>Expenditures</u>	<u>FY 2007/08 Actual</u>	<u>FY 2008/09 Adopted</u>	<u>FY 2008/09 Amended</u>	<u>FY 2009/10 Adopted</u>
Personal Services	1,003,193	464,897	464,897	614,113
Operating Expenditures	101,495	233,136	300,325	312,050
Internal Charges / Other	31,635	33,037	33,037	126,977
Capital Outlay	42,231,587	112,658,447	98,988,809	62,413,150
Debt Service	9,542,263	14,726,055	14,726,055	14,719,430
<b>Total Expenditures</b>	<b>52,910,173</b>	<b>128,115,572</b>	<b>114,513,123</b>	<b>78,185,720</b>

<u>Source of Funding</u>	<u>FY 2007/08 Actual</u>	<u>FY 2008/09 Adopted</u>	<u>FY 2008/09 Amended</u>	<u>FY 2009/10 Adopted</u>
Water And Sewer Operating Fund	12,446,316	20,233,811	17,718,274	21,930,359
Water Connection Fees	1,382,076	6,623,752	515,651	6,909,065
Sewer Connection Fees	7,089,654	10,490,024	6,107,450	6,941,450
Water and Sewer Bonds, Series 2006	31,992,127	83,237,985	82,641,748	42,404,846
Environmental Services Grants	-	7,530,000	7,530,000	-
<b>Total Funding</b>	<b>52,910,173</b>	<b>128,115,572</b>	<b>114,513,123</b>	<b>78,185,720</b>

<u>Staffing Summary</u>	<u>FY 2007/08 Actual</u>	<u>FY 2008/09 Adopted</u>	<u>FY 2008/09 Amended</u>	<u>Adopted FY 2009/10</u>
Full-Time	13.00	13.00	13.00	15.00
<b>Total Permanent FTE</b>	<b>13.00</b>	<b>13.00</b>	<b>13.00</b>	<b>15.00</b>
Over-Time	-	-	-	-
<b>Total Non-Permanent FTE</b>	<b>-</b>	<b>-</b>	<b>-</b>	<b>-</b>
<b>Total FTE</b>	<b>13.00</b>	<b>13.00</b>	<b>13.00</b>	<b>15.00</b>



## Environmental Services

### Central Transfer Station Operations

#### Program Message

The Central Transfer Station Operations Program ultimate purpose is to manage the solid waste and recyclable materials that are unloaded at the centrally located transfer station.

This program includes the following services;

- \*\*Tipping floor operations and management
- \*\*Yard waste operations and management
- \*\*Transfer of garbage to the Osceola Landfill at the Seminole County Solid Waste Management Facility
- \*\*Transfer of yard waste to the yard waste management area at the Seminole County Solid Waste Management Facility
- \*\*Transfer of recyclable materials to recycling facilities
- \*\*Litter policing at the Transfer Station and along transfer routes

Objectives:

- \*\*Continue to improve in operational efficiency
- \*\*Continue to improve safety and litter control
- \*\*Continue to improve and enhance customer service



## Environmental Services

### Central Transfer Station Operations

<b>Expenditures</b>	<b>FY 2007/08 Actual</b>	<b>FY 2008/09 Adopted</b>	<b>FY 2008/09 Amended</b>	<b>FY 2009/10 Adopted</b>
Personal Services	-	-	-	1,605,631
Operating Expenditures	-	-	-	86,000
Internal Charges / Other	-	-	-	1,247,084
Capital Outlay	-	-	-	821,900
<b>Total Expenditures</b>	<b>-</b>	<b>-</b>	<b>-</b>	<b>3,760,615</b>

<b>Source of Funding</b>	<b>FY 2007/08 Actual</b>	<b>FY 2008/09 Adopted</b>	<b>FY 2008/09 Amended</b>	<b>FY 2009/10 Adopted</b>
Solid Waste Fund	-	-	-	3,760,615
<b>Total Funding</b>	<b>-</b>	<b>-</b>	<b>-</b>	<b>3,760,615</b>

<b>Staffing Summary</b>	<b>FY 2007/08 Actual</b>	<b>FY 2008/09 Adopted</b>	<b>FY 2008/09 Amended</b>	<b>Adopted FY 2009/10</b>
Full-Time	-	-	-	29.00
<b>Total Permanent FTE</b>	<b>-</b>	<b>-</b>	<b>-</b>	<b>29.00</b>
Over-Time	-	-	-	-
<b>Total Non-Permanent FTE</b>	<b>-</b>	<b>-</b>	<b>-</b>	<b>-</b>
<b>Total FTE</b>	<b>-</b>	<b>-</b>	<b>-</b>	<b>29.00</b>



## Environmental Services

### Landfill Operations

#### Program Message

The Landfill Operations Program ultimate purpose is to manage the solid waste received at the Osceola landfill at the Seminole County Solid Waste Management Facility in Geneva.

This program includes the following services:

- \*\*Solid waste grading, compaction and cover
- \*\*Traffic control
- \*\*Leachate hauling
- \*\*Litter policing at the Solid Waste Management Facility at and along the transfer routes

Objectives:

- \*\*Continue to improve in waste compaction to preserve valuable airspace
- \*\*Continue improvements accommodations for wet weather operations
- \*\*Improve operational efficiency to reduce customer wait times.



## Environmental Services

### Landfill Operations

<b>Expenditures</b>	<b>FY 2007/08 Actual</b>	<b>FY 2008/09 Adopted</b>	<b>FY 2008/09 Amended</b>	<b>FY 2009/10 Adopted</b>
Personal Services	-	-	-	1,124,226
Operating Expenditures	-	-	-	939,652
Internal Charges / Other	-	-	-	1,225,610
Capital Outlay	-	-	-1,544,489	3,589,277
<b>Total Expenditures</b>	<b>-</b>	<b>-</b>	<b>-1,544,489</b>	<b>6,878,765</b>

<b>Source of Funding</b>	<b>FY 2007/08 Actual</b>	<b>FY 2008/09 Adopted</b>	<b>FY 2008/09 Amended</b>	<b>FY 2009/10 Adopted</b>
Solid Waste Fund	-	-	-1,544,489	6,878,765
<b>Total Funding</b>	<b>-</b>	<b>-</b>	<b>-1,544,489</b>	<b>6,878,765</b>

<b>Staffing Summary</b>	<b>FY 2007/08 Actual</b>	<b>FY 2008/09 Adopted</b>	<b>FY 2008/09 Amended</b>	<b>Adopted FY 2009/10</b>
Full-Time	-	-	-	21.00
<b>Total Permanent FTE</b>	<b>-</b>	<b>-</b>	<b>-</b>	<b>21.00</b>
Over-Time	-	-	-	-
<b>Total Non-Permanent FTE</b>	<b>-</b>	<b>-</b>	<b>-</b>	<b>-</b>
<b>Total FTE</b>	<b>-</b>	<b>-</b>	<b>-</b>	<b>21.00</b>





## Environmental Services

### SW-Compliance & Program Management Program

#### Program Message

The Solid Waste Compliance & Program Management Program ultimate purpose is to oversee the County's financial and environmental concerns related to solid and hazardous wastes.

This program includes the following services:

- \*\*Long term solid and hazardous waste management planning
- \*\*Scalehouse customer service
- \*\*Solid Waste Collection coordination and management
- \*\*Solid Waste Facility maintenance and compliance
- \*\*Household Hazardous Waste collection and management
- \*\*Special Waste Management
- \*\*Small Quantity hazardous waste generator compliance assistance
- \*\*Environmental Compliance

Objectives:

- \*\*Continue to work with residential haulers to improve residential collection services
- \*\*Continue to work with cities to improve solid waste coordination and cooperation
- \*\*Progression of Capital Improvement Program projects to improve facility efficiency, safety, and environmental protection

Note: The financial system (JD Edwards) was implemented in order to report in accordance with Generally Accepted Accounting Principles, which requires Enterprise Funds to account for principal payments in a liability account, rather than in expenditure accounts. Thus, the principal payment on debt service is not reflected in the actual column on the following page.



## Environmental Services

### SW-Compliance & Program Management Program

<b>Expenditures</b>	<b>FY 2007/08 Actual</b>	<b>FY 2008/09 Adopted</b>	<b>FY 2008/09 Amended</b>	<b>FY 2009/10 Adopted</b>
Personal Services	-	-	-	1,213,270
Operating Expenditures	-	-	-	2,898,300
Internal Charges / Other	-	-	-	1,951,468
Capital Outlay	-	-	-2,527,297	4,037,319
Debt Service	281,011	1,139,489	1,139,489	1,137,926
Grants & Aids	-	-	-	2,000,000
<b>Total Expenditures</b>	<b>281,011</b>	<b>1,139,489</b>	<b>-1,387,808</b>	<b>13,238,283</b>

<b>Source of Funding</b>	<b>FY 2007/08 Actual</b>	<b>FY 2008/09 Adopted</b>	<b>FY 2008/09 Amended</b>	<b>FY 2009/10 Adopted</b>
Solid Waste Fund	281,011	1,139,489	-1,387,808	13,238,283
<b>Total Funding</b>	<b>281,011</b>	<b>1,139,489</b>	<b>-1,387,808</b>	<b>13,238,283</b>

<b>Staffing Summary</b>	<b>FY 2007/08 Actual</b>	<b>FY 2008/09 Adopted</b>	<b>FY 2008/09 Amended</b>	<b>Adopted FY 2009/10</b>
Full-Time	-	-	-	21.00
<b>Total Permanent FTE</b>	<b>-</b>	<b>-</b>	<b>-</b>	<b>21.00</b>
Over-Time	-	-	-	-
<b>Total Non-Permanent FTE</b>	<b>-</b>	<b>-</b>	<b>-</b>	<b>-</b>
<b>Total FTE</b>	<b>-</b>	<b>-</b>	<b>-</b>	<b>21.00</b>



## Environmental Services

### Solid Waste (History only)

#### Program Message

Solid Waste has been broken out into separate programs. The following are the programs.

- \*\*Central Transfer Station Operations
- \*\*Landfill Operations
- \*\*SW-Compliance & Program Management

This page is for historical purposes only.



## Environmental Services

### Solid Waste (History only)

<b>Expenditures</b>	<b>FY 2007/08 Actual</b>	<b>FY 2008/09 Adopted</b>	<b>FY 2008/09 Amended</b>	<b>FY 2009/10 Adopted</b>
Personal Services	3,828,611	3,981,179	3,842,700	-
Operating Expenditures	3,517,760	4,620,011	3,335,312	40,000
Internal Charges / Other	3,225,847	4,542,939	4,090,289	-
Capital Outlay	1,876,358	8,371,447	6,687,334	70,000
<b>Total Expenditures</b>	<b>12,448,576</b>	<b>21,515,576</b>	<b>17,955,635</b>	<b>110,000</b>

<b>Source of Funding</b>	<b>FY 2007/08 Actual</b>	<b>FY 2008/09 Adopted</b>	<b>FY 2008/09 Amended</b>	<b>FY 2009/10 Adopted</b>
Solid Waste Fund	12,448,576	21,515,576	17,955,635	110,000
<b>Total Funding</b>	<b>12,448,576</b>	<b>21,515,576</b>	<b>17,955,635</b>	<b>110,000</b>

<b>Staffing Summary</b>	<b>FY 2007/08 Actual</b>	<b>FY 2008/09 Adopted</b>	<b>FY 2008/09 Amended</b>	<b>Adopted FY 2009/10</b>
Full-Time	71.00	71.00	71.00	-
<b>Total Permanent FTE</b>	<b>71.00</b>	<b>71.00</b>	<b>71.00</b>	<b>-</b>
<b>Total FTE</b>	<b>71.00</b>	<b>71.00</b>	<b>71.00</b>	<b>-</b>



## Fiscal Services

Resource Management  
MSBU Program  
Central Charges  
Community Redevelopment - Cities



## Fiscal Services

### Departmental Message

The Fiscal Services' Departmental focus is to improve Seminole County Citizens' quality of life through the provision of an effective and efficient government; facilitating the development of effective fiscal strategies for growth management and environmental/social/economic opportunities.

The Department is committed to ensuring fiscal sustainability by managing financial resources and performing accountability and regulatory compliance functions. Under the direction of the County Manager, the department oversees all financially related activities of the Board of County Commissioners, and strives to provide sound fiscal management, policy development, timely and accurate information, quality assistance, and reliable recommendations relative to the County's strategic priorities.

The Department includes the Budget and Resource Management Divisions which embody the Resource Management and the Municipal Services Benefit Programs.

The Resource Management Program provides the following services which provides citizens, elected officials and County Management with comprehensive and effective management of the county's financial resources; ensuring statutory compliance, fiscal integrity and long-term fiscal sustainability:

- Revenue Administration
- Grants Administration
- Debt Administration
- Budget & Fiscal Management
- Annual Budget Development

The Municipal Services Benefit (MSBU) Program includes the following services which provide the public with opportunities to acquire essential public health and safety improvements for communities.

- Residential Refuse Collection
- Street Lighting
- Water Quality
- Infrastructure Improvements



### Fiscal Services

Expenditures	FY 2007/08 Actual	FY 2008/09 Adopted	FY 2008/09 Amended	FY 2009/10 Adopted
Personal Services	1,776,461	1,809,324	1,901,324	2,050,284
Operating Expenditures	14,302,864	19,038,624	19,367,770	19,132,960
Internal Charges / Other	1,222,416	3,117,132	3,117,132	2,687,394
Debt Service	12,847,556	12,849,944	12,849,944	12,846,752
Grants & Aids	5,034,620	5,800,388	6,026,070	5,585,370
Transfers	24,230	18,710	18,710	41,160
<b>Total Expenditures</b>	<b>35,208,147</b>	<b>42,634,122</b>	<b>43,280,950</b>	<b>42,343,920</b>

Source of Funding	FY 2007/08 Actual	FY 2008/09 Adopted	FY 2008/09 Amended	FY 2009/10 Adopted
General Fund	8,311,128	11,331,987	11,331,987	10,683,351
MSBU Street Lighting	1,975,553	2,593,000	2,858,724	2,873,000
MSBU Solid Waste	11,672,956	13,284,000	13,284,000	13,590,000
MSBU Program	285,204	929,800	1,065,218	989,374
MSBU Lake Mills - AWC	8,580	17,025	52,377	60,087
MSBU Lake Pickett - AWC	608	114,130	119,672	64,902
MSBU Lake Amory - AWC	6,025	7,285	7,914	7,904
MSBU Cedar Ridge - OTH	31,900	39,575	41,464	40,989
MSBU Howell Creek - AWC	47	10,050	10,764	6,004
MSBU - Lake of the Woods AWC	-	-	-	18,500
MSBU Lake Mirror - AWC	30,837	17,300	18,941	15,151
MSBU Spring Lake - AWC	37,753	28,600	33,075	34,800
MSBU Springwood Waterway AWC	-	-	-	13,000
Gas Tax Revenue Bonds	1,253,099	1,250,024	1,279,997	1,248,830
Limited General Obligation Bonds	4,423,111	5,835,364	5,994,116	5,525,041
Sales Tax Revenue Bonds	7,171,346	7,175,982	7,182,701	7,172,987
<b>Total Funding</b>	<b>35,208,147</b>	<b>42,634,122</b>	<b>43,280,950</b>	<b>42,343,920</b>

Staffing Summary	FY 2007/08 Actual	FY 2008/09 Adopted	FY 2008/09 Amended	Adopted FY 2009/10
Full-Time	16.00	16.00	16.00	17.00
<b>Total Permanent FTE</b>	<b>16.00</b>	<b>16.00</b>	<b>16.00</b>	<b>17.00</b>
PTO Payout	-	-	-	-
Temporary/Interns	-	1.00	1.00	-
Unemployment Expense	-	-	-	-
<b>Total Non-Permanent FTE</b>	<b>-</b>	<b>1.00</b>	<b>1.00</b>	<b>-</b>
<b>Total FTE</b>	<b>16.00</b>	<b>17.00</b>	<b>17.00</b>	<b>17.00</b>



### Fiscal Services

<u>Account Description</u>	<u>FY 2008/09 Adopted</u>	<u>FY 2008/09 Amended</u>	<u>FY 2009/10 Adopted</u>
<b>Personal Services</b>			
510120 Full-time Regular Salaries	1,270,089	1,362,089	1,373,030
510130 Other Personal Services	33,280	33,280	-
510150 Special Pay	1,056	1,056	1,056
510210 Social Security Matching	101,956	101,956	103,706
510220 Retirement Contributions	135,123	135,123	141,638
510230 Health And Life Insurance	120,358	120,358	127,804
510240 Workers Compensation	5,312	5,312	3,050
510250 Unemployment Compensation	<u>142,150</u>	<u>142,150</u>	<u>300,000</u>
Total Personal Services	<u>1,809,324</u>	<u>1,901,324</u>	<u>2,050,284</u>
<b>Operating Expenditures</b>			
530310 Professional Services	27,320	27,320	55,000
530320 Accounting And Auditing	225,000	225,000	250,000
530340 Contracted Services	9,267,434	9,289,584	9,290,500
530400 Travel And Per Diem	11,500	11,500	8,500
530420 Transportation	105,000	105,000	110,500
530430 Utilities	2,164,500	2,164,500	2,303,125
530440 Rental And Leases	1,300	1,300	1,200
530470 Printing And Binding	19,825	19,825	28,000
530490 Other Charges/Obligations	4,297,600	4,297,600	4,037,285
530492 Other Chgs/Ob-Constitutionals	70,000	70,000	75,000
530499 Other Chgs/Ob-Contingency	2,788,845	3,095,841	2,950,150
530510 Office Supplies	15,000	15,000	6,400
530520 Operating Supplies	9,500	9,500	6,000
530521 Operating Supplies - Equipment	1,300	1,300	-
530540 Books, Dues Publications	<u>34,500</u>	<u>34,500</u>	<u>11,300</u>
Total Operating Expenditures	<u>19,038,624</u>	<u>19,367,770</u>	<u>19,132,960</u>
<b>Internal Charges / Other</b>			
540101 Other Charges / Obligations - Internal	550,132	550,132	630,774
540201 Insurance	<u>2,567,000</u>	<u>2,567,000</u>	<u>2,056,620</u>
Total Internal Charges / Other	<u>3,117,132</u>	<u>3,117,132</u>	<u>2,687,394</u>
<b>Cost Allocations (contra expenditure)</b>			
<b>Capital Outlay</b>			
<b>Debt Service</b>			
570710 Principal	7,010,000	7,010,000	7,295,000
570720 Interest	5,829,444	5,829,444	5,545,252
570730 Other Debt Service	<u>10,500</u>	<u>10,500</u>	<u>6,500</u>
Total Debt Service	<u>12,849,944</u>	<u>12,849,944</u>	<u>12,846,752</u>
<b>Grants &amp; Aids</b>			
580811 Aid To Governmental Agencies	<u>5,800,388</u>	<u>6,026,070</u>	<u>5,585,370</u>
Total Grants & Aids	<u>5,800,388</u>	<u>6,026,070</u>	<u>5,585,370</u>
<b>Transfers</b>			
590910 Transfer	<u>18,710</u>	<u>18,710</u>	<u>41,160</u>
Total Transfers	<u>18,710</u>	<u>18,710</u>	<u>41,160</u>
<b>Other Uses</b>			
Total Expenditures	<u><u>42,634,122</u></u>	<u><u>43,280,950</u></u>	<u><u>42,343,920</u></u>





## Fiscal Services

### Resource Management

#### Program Message

The Resource Management Program's ultimate purpose is to improve Seminole County citizen's quality of life through the provision of an effective and efficient government, by ensuring long-term fiscal sustainability, and providing a transparent budget reflective of the County's Strategic Plan.

#### GOALS/OBJECTIVES:

Goal #1 -To provide Seminole County Citizens, County Management, and BCC with a transparent budget and effective policy documents that provide fiscal accountability and aide in strategic planning decisions to ensure long-term fiscal sustainability.

Objective 1a - To decrease the percentage of Reserves used to structurally balance the budget.

#### Action Plan

-----

1. Recommend new/increased revenue sources.
2. Identify services that can be funded by something other than General Revenue Funds.
3. Identify services to be proposed for reduction.

Objective 1b – To increase utilization of types of governmental functions/programs in presentations and policy documents.

#### Action Plan

-----

1. Incorporate into Fiscal Performance Report.

Objective 1c – To decrease the amount of operations requiring fiscal realignment for program budgeting.

#### Action Plan

-----

- 1.

Objective 1d - To increase the quality and number of Fiscal Performance Reports prepared.

#### Action Plan

-----

1. Determine what type of information should be reported to show how each program is performing, along with the cost incurred
2. Prepare draft of one department and get Director's approval.
3. Work with departments to obtain information for report.
4. Prepare reports quarterly.

Objective 1e - To increase accesibility of budget information and provide in a citizen friendly context in order to be more transparent.

#### Action Plan

-----

1. Utilize SGTV to provide information on County services and programs
2. Implement an interactive program in the website so that citizens can see how General Revenue Funds are used.
3. Clean-up Budget Divisions website



## Fiscal Services

### Resource Management

Goal #2 - To provide County Management and the BCC with long-term financial planning in the budgetary process to facilitate strategic planning decisions and ensures adherence to sound fiscal policy and long-term fiscal sustainability.

Objective 2a - To increase number of Board approved financial policies

Action Plan  
-----

1. Institutionalize Debt Policy

Objective 2b – To increase presentation frequency of environmental analysis.

Objective 2c – To improve financial strategy utilized by the BCC.

Action Plan  
-----

1. Research to see what other governments are utilizing
2. Research to see what GFOA recommends

Objective 2d - To increase program prioritization by the BCC.

Action Plan  
-----

1. Get book GFOA put out on recommended methods

Objective 2e – To initiate service levels recommendations.

Action Plan  
-----

1. Develop workshop on identifying current service levels
2. Provide workshop for each department
3. Work with departments in determining current service levels
4. Prepare report for County Manager of identified service levels
5. Prepare report for BCC on recommended service levels/cost of each

Goal #3 - To provide County management operations with fiscal policy guidance and fiscal management support, promoting long-term efficiencies in program operations and fiscal transparency in the program budgets to facilitate effective decision-making by County Management and the BCC in the County's strategic planning processes.

Objective 3a – To increase the use of fiscal management processes in operational decision-making.

Action Plan  
-----

1. Request Directors to include Financial Managers in their operational meetings.
2. Set-up brain storming sessions whereby real situations are discussed in order to come up with new methods to be used in the future to increase possibility of utilizing fiscal services in operational decision-making.

Objective 3b – To reduce processing time for grant applications.

Objective 3c - To decrease the quantity of annual budgetary adjustments.



## **Fiscal Services**

### **Resource Management**

#### Action Plan

-----

1. Request Directors to include Budget Analyst in their operational meetings.
2. Budget Analyst and Program Manager discuss after every budget adjustment is prepared what should be done differently in the future in order to avoid adjustment being needed.



## Fiscal Services

### Resource Management

<b>Expenditures</b>	<b>FY 2007/08 Actual</b>	<b>FY 2008/09 Adopted</b>	<b>FY 2008/09 Amended</b>	<b>FY 2009/10 Adopted</b>
Personal Services	999,570	1,052,157	1,144,157	1,119,028
Operating Expenditures	177,421	423,100	453,100	235,500
Internal Charges / Other	15,652	21,565	21,565	97,609
<b>Total Expenditures</b>	<b>1,192,643</b>	<b>1,496,822</b>	<b>1,618,822</b>	<b>1,452,137</b>

<b>Source of Funding</b>	<b>FY 2007/08 Actual</b>	<b>FY 2008/09 Adopted</b>	<b>FY 2008/09 Amended</b>	<b>FY 2009/10 Adopted</b>
General Fund	1,192,643	1,496,822	1,618,822	1,452,137
<b>Total Funding</b>	<b>1,192,643</b>	<b>1,496,822</b>	<b>1,618,822</b>	<b>1,452,137</b>

<b>Staffing Summary</b>	<b>FY 2007/08 Actual</b>	<b>FY 2008/09 Adopted</b>	<b>FY 2008/09 Amended</b>	<b>Adopted FY 2009/10</b>
Full-Time	12.00	12.00	12.00	13.00
<b>Total Permanent FTE</b>	<b>12.00</b>	<b>12.00</b>	<b>12.00</b>	<b>13.00</b>
Temporary/Interns	-	1.00	1.00	-
<b>Total Non-Permanent FTE</b>	<b>-</b>	<b>1.00</b>	<b>1.00</b>	<b>-</b>
<b>Total FTE</b>	<b>12.00</b>	<b>13.00</b>	<b>13.00</b>	<b>13.00</b>



## Fiscal Services

### Resource Management

Account Description	FY 2008/09 Adopted	FY 2008/09 Amended	FY 2009/10 Adopted
<b>Personal Services</b>			
510120 Full-time Regular Salaries	778,981	870,981	862,846
510130 Other Personal Services	33,280	33,280	-
510150 Special Pay	1,056	1,056	1,056
510210 Social Security Matching	62,409	62,409	65,683
510220 Retirement Contributions	83,754	83,754	88,655
510230 Health And Life Insurance	88,690	88,690	98,460
510240 Workers Compensation	3,987	3,987	2,328
Total Personal Services	<u>1,052,157</u>	<u>1,144,157</u>	<u>1,119,028</u>
<b>Operating Expenditures</b>			
530340 Contracted Services	376,500	406,500	205,500
530400 Travel And Per Diem	8,500	8,500	7,500
530420 Transportation	-	-	500
530470 Printing And Binding	3,000	3,000	-
530490 Other Charges/Obligations	5,600	5,600	4,000
530510 Office Supplies	10,000	10,000	4,400
530520 Operating Supplies	6,500	6,500	4,500
530540 Books, Dues Publications	13,000	13,000	9,100
Total Operating Expenditures	<u>423,100</u>	<u>453,100</u>	<u>235,500</u>
<b>Internal Charges / Other</b>			
540101 Other Charges / Obligations - Internal	21,565	21,565	97,609
Total Internal Charges / Other	<u>21,565</u>	<u>21,565</u>	<u>97,609</u>
<b>Capital Outlay</b>			
Total Expenditures	<u><u>1,496,822</u></u>	<u><u>1,618,822</u></u>	<u><u>1,452,137</u></u>



## Fiscal Services

### MSBU Program

#### Program Message

#### THE MUNICIPAL SERVICE BENEFIT UNIT PROGRAM

Through the MSBU Program, the owners of property located within the unincorporated boundaries of Seminole County are provided opportunities to acquire essential public health and safety improvements for their communities. The most common community improvements coordinated through the MSBU Program include street lighting, solid waste management, and aquatic weed control. The funding required to provide MSBU improvements is generated through non-ad valorem assessments. The non-ad valorem assessments are levied annually and are billed and collected by the Tax Collector along with property taxes.

The Seminole County MSBU Program uses two main funding formats for non-ad valorem assessment districts [MSBUs] – fixed term and variable rate. Fixed term MSBUs are generally related to construction projects that require extended financing over a period of years to enhance the affordability of the project for repayment by the benefiting property owners. Variable rate MSBUs provide funding for on-going services such as street lighting or solid waste collection and disposal services. For both MSBU funding types, the assessment rates are determined according to the cost of providing the improvement and the most equitable unit of defining benefit. The unit base for benefit varies according to the type of improvement provided. For example, some improvements are assessed on a per parcel basis, while others may be assessed according to units such as per dwelling, per front foot, per acre, etcetera.

The MSBU Program staff specializes in providing assistance with new and/or developing MSBU inquiries, budgeting and monitoring the financial status of established MSBUs, non-ad valorem assessment rate formulation, development of the annual non-ad valorem assessment roll, record management for the solid waste services options, customer service and the administration of all MSBU resources.

#### OBJECTIVES:

- Provide customer oriented services through on-line alternatives, communication brochures, speaking engagements at public meetings, process improvement, and innovation.
- Produce a non-ad valorem assessment roll that is accurate, timely and statutorily sound.
- Honor statutory requirements at all times.
- Work in complimentary and effective manner with other county departments involved in establishing and providing the MSBU improvements.

#### GOALS 2010:

- Continue to identify and implement website enhancements
- Enhance operation efficiency through streamlined data systems
- Pursue, implement and manage new projects as per Board direction



## Fiscal Services

### MSBU Program

<u>Expenditures</u>	<u>FY 2007/08 Actual</u>	<u>FY 2008/09 Adopted</u>	<u>FY 2008/09 Amended</u>	<u>FY 2009/10 Adopted</u>
Personal Services	239,217	287,907	287,907	277,032
Operating Expenditures	13,634,807	16,205,581	16,656,965	16,862,354
Internal Charges / Other	436,965	528,567	528,567	533,165
Transfers	24,230	18,710	18,710	41,160
<b>Total Expenditures</b>	<b>14,335,219</b>	<b>17,040,765</b>	<b>17,492,149</b>	<b>17,713,711</b>

<u>Source of Funding</u>	<u>FY 2007/08 Actual</u>	<u>FY 2008/09 Adopted</u>	<u>FY 2008/09 Amended</u>	<u>FY 2009/10 Adopted</u>
General Fund	285,756	-	-	-
MSBU Street Lighting	1,975,553	2,593,000	2,858,724	2,873,000
MSBU Solid Waste	11,672,956	13,284,000	13,284,000	13,590,000
MSBU Program	285,204	929,800	1,065,218	989,374
MSBU Lake Mills - AWC	8,580	17,025	52,377	60,087
MSBU Lake Pickett - AWC	608	114,130	119,672	64,902
MSBU Lake Amory - AWC	6,025	7,285	7,914	7,904
MSBU Cedar Ridge - OTH	31,900	39,575	41,464	40,989
MSBU Howell Creek - AWC	47	10,050	10,764	6,004
MSBU - Lake of the Woods AWC	-	-	-	18,500
MSBU Lake Mirror - AWC	30,837	17,300	18,941	15,151
MSBU Spring Lake - AWC	37,753	28,600	33,075	34,800
MSBU Springwood Waterway AWC	-	-	-	13,000
<b>Total Funding</b>	<b>14,335,219</b>	<b>17,040,765</b>	<b>17,492,149</b>	<b>17,713,711</b>

<u>Staffing Summary</u>	<u>FY 2007/08 Actual</u>	<u>FY 2008/09 Adopted</u>	<u>FY 2008/09 Amended</u>	<u>Adopted FY 2009/10</u>
Full-Time	4.00	4.00	4.00	4.00
<b>Total Permanent FTE</b>	<b>4.00</b>	<b>4.00</b>	<b>4.00</b>	<b>4.00</b>
<b>Total FTE</b>	<b>4.00</b>	<b>4.00</b>	<b>4.00</b>	<b>4.00</b>



## Fiscal Services

### MSBU Program

Account Description	FY 2008/09 Adopted	FY 2008/09 Amended	FY 2009/10 Adopted
<b>Personal Services</b>			
510120 Full-time Regular Salaries	216,948	216,948	210,184
510210 Social Security Matching	16,597	16,597	16,079
510220 Retirement Contributions	21,369	21,369	20,703
510230 Health And Life Insurance	31,668	31,668	29,344
510240 Workers Compensation	1,325	1,325	722
Total Personal Services	<u>287,907</u>	<u>287,907</u>	<u>277,032</u>
<b>Operating Expenditures</b>			
530340 Contracted Services	8,690,934	8,713,084	8,935,000
530400 Travel And Per Diem	3,000	3,000	1,000
530430 Utilities	2,164,500	2,164,500	2,303,125
530440 Rental And Leases	1,300	1,300	1,200
530470 Printing And Binding	16,825	16,825	28,000
530490 Other Charges/Obligations	4,217,000	4,217,000	3,913,285
530492 Other Chgs/Ob-Constitutionals	70,000	70,000	75,000
530499 Other Chgs/Ob-Contingency	1,026,222	1,455,456	1,600,044
530510 Office Supplies	5,000	5,000	2,000
530520 Operating Supplies	3,000	3,000	1,500
530521 Operating Supplies - Equipment	1,300	1,300	-
530540 Books, Dues Publications	6,500	6,500	2,200
Total Operating Expenditures	<u>16,205,581</u>	<u>16,656,965</u>	<u>16,862,354</u>
<b>Internal Charges / Other</b>			
540101 Other Charges / Obligations - Internal	528,567	528,567	533,165
Total Internal Charges / Other	<u>528,567</u>	<u>528,567</u>	<u>533,165</u>
<b>Debt Service</b>			
<b>Transfers</b>			
590910 Transfer	18,710	18,710	41,160
Total Transfers	<u>18,710</u>	<u>18,710</u>	<u>41,160</u>
<b>Other Uses</b>			
Total Expenditures	<u><u>17,040,765</u></u>	<u><u>17,492,149</u></u>	<u><u>17,713,711</u></u>





## Fiscal Services

### Central Charges

#### Program Message

##### CENTRAL CHARGES

Central charges represents a collection of centralized accounts for expenditures of a County-wide nature, non relational to any one operating department. Expenses include payment for the employee "paid time off" buyback program and certain payments due employees upon termination of employment with the County. Additionally, operating expenditures include county document recording, BCC initiatives, county-wide external accounting and audit contracts, postage for tax notices, property insurance for general government facilities and an operating contingency to cover unknown expenditures at the time of budget development. Central charges also encompasses Community Redevelopment Agency (CRA) payments and Long Term Debt.

##### COMMUNITY REDEVELOPMENT AGENCIES

CRA's are Community Redevelopment Agencies that appropriate community redevelopment and rehabilitation or conservation in blighted areas of the community. These agencies are established in the interest of and furthers the public health, safety, and welfare of the residents of Seminole County in order to eliminate, remedy and prevent conditions of slum and blight. Seminole County Government participates in the 17/92 CRA, Altamonte Springs CRA, Casselberry CRA, and City of Sanford CRA.

##### LONG TERM DEBT

The Long-term Debt Program operates within established parameters and guidelines governing the issuance, management and evaluation of all debt obligations issued by Seminole County Government. Bonds issues and other debt instruments are structured to match the useful life of capital improvements using the most appropriate method of borrowing funds. It is imperative to maintain and improve the County's bond ratings and market acceptance in order to minimize borrowing costs and preserve the County's access to credit markets. Continuing disclosure for all outstanding bonded debt is required annually.



## Fiscal Services

### Central Charges

<b>Expenditures</b>	<b>FY 2007/08 Actual</b>	<b>FY 2008/09 Adopted</b>	<b>FY 2008/09 Amended</b>	<b>FY 2009/10 Adopted</b>
Personal Services	537,674	469,260	469,260	654,224
Operating Expenditures	490,636	2,409,943	2,257,705	2,035,106
Internal Charges / Other	769,799	2,567,000	2,567,000	2,056,620
Debt Service	12,847,556	12,849,944	12,849,944	12,846,752
<b>Total Expenditures</b>	<b>14,645,665</b>	<b>18,296,147</b>	<b>18,143,909</b>	<b>17,592,702</b>

<b>Source of Funding</b>	<b>FY 2007/08 Actual</b>	<b>FY 2008/09 Adopted</b>	<b>FY 2008/09 Amended</b>	<b>FY 2009/10 Adopted</b>
General Fund	1,798,109	4,034,777	3,687,095	3,645,844
Gas Tax Revenue Bonds	1,253,099	1,250,024	1,279,997	1,248,830
Limited General Obligation Bonds	4,423,111	5,835,364	5,994,116	5,525,041
Sales Tax Revenue Bonds	7,171,346	7,175,982	7,182,701	7,172,987
<b>Total Funding</b>	<b>14,645,665</b>	<b>18,296,147</b>	<b>18,143,909</b>	<b>17,592,702</b>

<b>Staffing Summary</b>	<b>FY 2007/08 Actual</b>	<b>FY 2008/09 Adopted</b>	<b>FY 2008/09 Amended</b>	<b>Adopted FY 2009/10</b>
PTO Payout	-	-	-	-
Unemployment Expense	-	-	-	-
<b>Total Non-Permanent FTE</b>	-	-	-	-
<b>Total FTE</b>	-	-	-	-



## Fiscal Services

### Central Charges

Account Description	FY 2008/09 Adopted	FY 2008/09 Amended	FY 2009/10 Adopted
<b>Personal Services</b>			
510120 Full-time Regular Salaries	274,160	274,160	300,000
510210 Social Security Matching	22,950	22,950	21,944
510220 Retirement Contributions	30,000	30,000	32,280
510250 Unemployment Compensation	142,150	142,150	300,000
Total Personal Services	<u>469,260</u>	<u>469,260</u>	<u>654,224</u>
<b>Operating Expenditures</b>			
530310 Professional Services	27,320	27,320	55,000
530320 Accounting And Auditing	225,000	225,000	250,000
530340 Contracted Services	200,000	170,000	150,000
530420 Transportation	105,000	105,000	110,000
530490 Other Charges/Obligations	75,000	75,000	120,000
530499 Other Chgs/Ob-Contingency	1,762,623	1,640,385	1,350,106
530540 Books, Dues Publications	15,000	15,000	-
Total Operating Expenditures	<u>2,409,943</u>	<u>2,257,705</u>	<u>2,035,106</u>
<b>Internal Charges / Other</b>			
540201 Insurance	2,567,000	2,567,000	2,056,620
Total Internal Charges / Other	<u>2,567,000</u>	<u>2,567,000</u>	<u>2,056,620</u>
<b>Cost Allocations (contra expenditure)</b>			
<b>Debt Service</b>			
570710 Principal	7,010,000	7,010,000	7,295,000
570720 Interest	5,829,444	5,829,444	5,545,252
570730 Other Debt Service	10,500	10,500	6,500
Total Debt Service	<u>12,849,944</u>	<u>12,849,944</u>	<u>12,846,752</u>
<b>Grants &amp; Aids</b>			
<b>Other Uses</b>			
Total Expenditures	<u>18,296,147</u>	<u>18,143,909</u>	<u>17,592,702</u>



## Fiscal Services

### Community Redevelopment - Cities

#### Program Message

This is for the funding we give the CRA's in cities



## Fiscal Services

### Community Redevelopment - Cities

<u>Expenditures</u>	FY 2007/08 Actual	FY 2008/09 Adopted	FY 2008/09 Amended	FY 2009/10 Adopted
Grants & Aids	5,034,620	5,800,388	6,026,070	5,585,370
<b>Total Expenditures</b>	<b>5,034,620</b>	<b>5,800,388</b>	<b>6,026,070</b>	<b>5,585,370</b>

<u>Source of Funding</u>	FY 2007/08 Actual	FY 2008/09 Adopted	FY 2008/09 Amended	FY 2009/10 Adopted
General Fund	5,034,620	5,800,388	6,026,070	5,585,370
<b>Total Funding</b>	<b>5,034,620</b>	<b>5,800,388</b>	<b>6,026,070</b>	<b>5,585,370</b>

<u>Staffing Summary</u>	FY 2007/08 Actual	FY 2008/09 Adopted	FY 2008/09 Amended	Adopted FY 2009/10

Total FTE



### Fiscal Services

#### Community Redevelopment - Cities

<u>Account Description</u>	<u>FY 2008/09 Adopted</u>	<u>FY 2008/09 Amended</u>	<u>FY 2009/10 Adopted</u>
<b>Grants &amp; Aids</b>			
580811 Aid To Governmental Agencies	5,800,388	6,026,070	5,585,370
Total Grants & Aids	<u>5,800,388</u>	<u>6,026,070</u>	<u>5,585,370</u>
Total Expenditures	<u>5,800,388</u>	<u>6,026,070</u>	<u>5,585,370</u>



## Human Resources

Employee Relations  
Human Resources Operations

## Human Resources

### Departmental Message

The purpose of the Human Resources Department is to support the organization through the implementation and maintenance of effective staffing, generalist support, employee programs and compensation strategies which reward high levels of performance and enhance customer service.

The Human Resources Department is continually evolving to meet the ever-changing needs of both our employees and our customers. We strive for Seminole County Government to be the employer of choice in the Central Florida area through progressive Human Resources practices, competitive pay and benefits packages and a flexible working environment.

### OBJECTIVES:

- Implement improved performance management system
- Continue focusing on diversity efforts in both recruitment and retention
- Foster an environment of open and honest communication
- Develop Leadership development programs for the at-will employees
- Provide cross-training for all Human Resource functions
- Function as “Change Management” implementers
- Support the strategic plan by implementing appropriate programs





## Human Resources

<b>Expenditures</b>	<b>FY 2007/08 Actual</b>	<b>FY 2008/09 Adopted</b>	<b>FY 2008/09 Amended</b>	<b>FY 2009/10 Adopted</b>
Personal Services	883,503	909,568	909,568	810,221
Operating Expenditures	346,491	458,500	458,500	370,830
Internal Charges / Other	17,273	24,024	24,024	215,391
<b>Total Expenditures</b>	<b>1,247,267</b>	<b>1,392,092</b>	<b>1,392,092</b>	<b>1,396,442</b>

<b>Source of Funding</b>	<b>FY 2007/08 Actual</b>	<b>FY 2008/09 Adopted</b>	<b>FY 2008/09 Amended</b>	<b>FY 2009/10 Adopted</b>
General Fund	1,247,267	1,392,092	1,392,092	1,396,442
<b>Total Funding</b>	<b>1,247,267</b>	<b>1,392,092</b>	<b>1,392,092</b>	<b>1,396,442</b>

<b>Staffing Summary</b>	<b>FY 2007/08 Actual</b>	<b>FY 2008/09 Adopted</b>	<b>FY 2008/09 Amended</b>	<b>Adopted FY 2009/10</b>
Full-Time	13.00	12.00	12.00	10.00
Part-Time	0.50	-	-	0.50
<b>Total Permanent FTE</b>	<b>13.50</b>	<b>12.00</b>	<b>12.00</b>	<b>10.50</b>
<b>Total FTE</b>	<b>13.50</b>	<b>12.00</b>	<b>12.00</b>	<b>10.50</b>



## Human Resources

<u>Account Description</u>	<u>FY 2008/09 Adopted</u>	<u>FY 2008/09 Amended</u>	<u>FY 2009/10 Adopted</u>
<b>Personal Services</b>			
510120 Full-time Regular Salaries	690,452	690,452	592,647
510125 Part-time Regular Wages	-	-	22,000
510140 Overtime	3,500	3,500	-
510150 Special Pay	3,756	3,756	3,756
510210 Social Security Matching	53,375	53,375	47,024
510220 Retirement Contributions	71,919	71,919	64,917
510230 Health And Life Insurance	83,164	83,164	77,092
510240 Workers Compensation	<u>3,402</u>	<u>3,402</u>	<u>2,785</u>
Total Personal Services	<u>909,568</u>	<u>909,568</u>	<u>810,221</u>
<b>Operating Expenditures</b>			
530310 Professional Services	30,500	30,500	45,000
530400 Travel And Per Diem	6,500	6,500	4,500
530460 Repairs And Maintenance	10,000	10,000	12,000
530490 Other Charges/Obligations	155,000	155,000	62,500
530510 Office Supplies	5,000	5,000	2,840
530520 Operating Supplies	17,300	17,300	17,300
530521 Operating Supplies - Equipment	5,000	5,000	-
530540 Books, Dues Publications	<u>229,200</u>	<u>229,200</u>	<u>226,690</u>
Total Operating Expenditures	<u>458,500</u>	<u>458,500</u>	<u>370,830</u>
<b>Internal Charges / Other</b>			
540101 Other Charges / Obligations - Internal	<u>24,024</u>	<u>24,024</u>	<u>215,391</u>
Total Internal Charges / Other	<u>24,024</u>	<u>24,024</u>	<u>215,391</u>
<b>Capital Outlay</b>			
Total Expenditures	<u>1,392,092</u>	<u>1,392,092</u>	<u>1,396,442</u>



## Human Resources

### Employee Relations

#### Program Message

Human Resources Administration participates in union negotiations, oversees the appeal / grievance board, participates in organizational strategic planning and provides management reporting to assist departments in their personnel management.

Employee Relations – Three generalists plus the department director support the 13 county departments by screening job applications and assisting in job interviews, conducting exit interviews, consulting with management and processing reclassifications, restructuring job reassignments, interpreting policy, conducting internal investigations and other activities that support the departments and employees.



## Human Resources

### Employee Relations

<b>Expenditures</b>	<b>FY 2007/08 Actual</b>	<b>FY 2008/09 Adopted</b>	<b>FY 2008/09 Amended</b>	<b>FY 2009/10 Adopted</b>
Personal Services	614,872	616,556	616,556	423,987
Operating Expenditures	79,365	128,610	128,610	13,250
Internal Charges / Other	12,937	18,674	18,674	73,691
<b>Total Expenditures</b>	<b>707,174</b>	<b>763,840</b>	<b>763,840</b>	<b>510,928</b>

<b>Source of Funding</b>	<b>FY 2007/08 Actual</b>	<b>FY 2008/09 Adopted</b>	<b>FY 2008/09 Amended</b>	<b>FY 2009/10 Adopted</b>
General Fund	707,174	763,840	763,840	510,928
<b>Total Funding</b>	<b>707,174</b>	<b>763,840</b>	<b>763,840</b>	<b>510,928</b>

<b>Staffing Summary</b>	<b>FY 2007/08 Actual</b>	<b>FY 2008/09 Adopted</b>	<b>FY 2008/09 Amended</b>	<b>Adopted FY 2009/10</b>
Full-Time	8.00	8.00	8.00	5.00
Part-Time	0.50	-	-	-
<b>Total Permanent FTE</b>	<b>8.50</b>	<b>8.00</b>	<b>8.00</b>	<b>5.00</b>
<b>Total FTE</b>	<b>8.50</b>	<b>8.00</b>	<b>8.00</b>	<b>5.00</b>



## Human Resources

### Employee Relations

<u>Account Description</u>	<u>FY 2008/09 Adopted</u>	<u>FY 2008/09 Amended</u>	<u>FY 2009/10 Adopted</u>
<b>Personal Services</b>			
510120 Full-time Regular Salaries	467,469	467,469	323,482
510140 Overtime	3,500	3,500	-
510150 Special Pay	3,756	3,756	3,756
510210 Social Security Matching	36,316	36,316	24,748
510220 Retirement Contributions	49,955	49,955	35,129
510230 Health And Life Insurance	53,251	53,251	35,998
510240 Workers Compensation	2,309	2,309	874
Total Personal Services	<u>616,556</u>	<u>616,556</u>	<u>423,987</u>
<b>Operating Expenditures</b>			
530310 Professional Services	16,000	16,000	-
530400 Travel And Per Diem	6,500	6,500	3,000
530460 Repairs And Maintenance	7,000	7,000	-
530490 Other Charges/Obligations	68,500	68,500	-
530510 Office Supplies	5,000	5,000	1,250
530520 Operating Supplies	14,000	14,000	2,000
530540 Books, Dues Publications	11,610	11,610	7,000
Total Operating Expenditures	<u>128,610</u>	<u>128,610</u>	<u>13,250</u>
<b>Internal Charges / Other</b>			
540101 Other Charges / Obligations - Internal	18,674	18,674	73,691
Total Internal Charges / Other	<u>18,674</u>	<u>18,674</u>	<u>73,691</u>
<b>Capital Outlay</b>			
Total Expenditures	<u>763,840</u>	<u>763,840</u>	<u>510,928</u>



## Human Resources

### Human Resources Operations

#### Program Message

Compensation / HRIS – In FY 06, Human Resources, with Board support and approval, worked with a consultant to implement a new compensation system for all county employees. This new system developed job descriptions for all positions, addressed market / equity issues, and instituted a new pay band structure. The Compensation – HRIS coordinator maintains the compensation system, provides salary analysis / information and oversees the Human Resource computer system.

Halogen, was used to automate the performance evaluation system. In FY 08/09, Halogen software was used to develop individual performance plans and goals. In addition, this position supports and backs-up employee records management and the director's office on union negotiations and other salary requests.

Employee Records – Human Resources inputs employee information into the computer system and provide data to payroll. Two people are responsible for keeping the system up to date with all the information; new employees, data changes, employee separations, as well as assuring the employee files are maintained and current, including coordination with finance on payroll information.

Training – All employees have the opportunity to attend training courses that enable employees to continuously improve their job performance. Training programs include orientation, as well as required, technical, certification and licensing courses. Also provided through training are developmental activities for management and in support of all County change / implementation strategies.



## Human Resources

### Human Resources Operations

<b>Expenditures</b>	<b>FY 2007/08 Actual</b>	<b>FY 2008/09 Adopted</b>	<b>FY 2008/09 Amended</b>	<b>FY 2009/10 Adopted</b>
Personal Services	268,631	293,012	293,012	386,234
Operating Expenditures	267,126	329,890	329,890	357,580
Internal Charges / Other	4,336	5,350	5,350	141,700
<b>Total Expenditures</b>	<b>540,093</b>	<b>628,252</b>	<b>628,252</b>	<b>885,514</b>

<b>Source of Funding</b>	<b>FY 2007/08 Actual</b>	<b>FY 2008/09 Adopted</b>	<b>FY 2008/09 Amended</b>	<b>FY 2009/10 Adopted</b>
General Fund	540,093	628,252	628,252	885,514
<b>Total Funding</b>	<b>540,093</b>	<b>628,252</b>	<b>628,252</b>	<b>885,514</b>

<b>Staffing Summary</b>	<b>FY 2007/08 Actual</b>	<b>FY 2008/09 Adopted</b>	<b>FY 2008/09 Amended</b>	<b>Adopted FY 2009/10</b>
Full-Time	5.00	4.00	4.00	5.00
Part-Time	-	-	-	0.50
<b>Total Permanent FTE</b>	<b>5.00</b>	<b>4.00</b>	<b>4.00</b>	<b>5.50</b>
<b>Total FTE</b>	<b>5.00</b>	<b>4.00</b>	<b>4.00</b>	<b>5.50</b>



## Human Resources

### Human Resources Operations

Account Description	FY 2008/09 Adopted	FY 2008/09 Amended	FY 2009/10 Adopted
<b>Personal Services</b>			
510120 Full-time Regular Salaries	222,983	222,983	269,165
510125 Part-time Regular Wages	-	-	22,000
510210 Social Security Matching	17,059	17,059	22,276
510220 Retirement Contributions	21,964	21,964	29,788
510230 Health And Life Insurance	29,913	29,913	41,094
510240 Workers Compensation	1,093	1,093	1,911
Total Personal Services	<u>293,012</u>	<u>293,012</u>	<u>386,234</u>
<b>Operating Expenditures</b>			
530310 Professional Services	14,500	14,500	45,000
530400 Travel And Per Diem	-	-	1,500
530460 Repairs And Maintenance	3,000	3,000	12,000
530490 Other Charges/Obligations	86,500	86,500	62,500
530510 Office Supplies	-	-	1,590
530520 Operating Supplies	3,300	3,300	15,300
530521 Operating Supplies - Equipment	5,000	5,000	-
530540 Books, Dues Publications	217,590	217,590	219,690
Total Operating Expenditures	<u>329,890</u>	<u>329,890</u>	<u>357,580</u>
<b>Internal Charges / Other</b>			
540101 Other Charges / Obligations - Internal	5,350	5,350	141,700
Total Internal Charges / Other	<u>5,350</u>	<u>5,350</u>	<u>141,700</u>
Total Expenditures	<u><u>628,252</u></u>	<u><u>628,252</u></u>	<u><u>885,514</u></u>





## Information Technology Services

**Printing Services**  
**IT's Business Office**  
**Protecting County Information Assets**  
**Telecommunications & Network Infrastructure Support**  
**Enabling County Business Initiatives**



## Information Technology Services

### Departmental Message

The ultimate purpose of the Information Technology Services Department is to power Seminole County Government's business initiatives through the effective and efficient implementation of technology and service, "all of the time...every time".

The Information Technology Services Department (ITS) is aligned to the county's strategic objectives via 5 Programs, including:

- Business Office
- Protecting County Information Assets
- Telecommunications and Network Infrastructure Support
- Enabling County Business Initiatives
- Printing Services (Document Management)

These programs attend to Seminole County Government's strategic plan goal #4, "Optimize Use of Technology" and the subtending objectives, "Evaluate new and emerging technologies to meet business needs, implement and re-evaluate technologies [and] "Leverage existing technology to improve customer service". To this end, the ITS department is undergoing a foundational restructure to establish "best in class" operational, software development, project management, and business process management platforms.

Information Technology Services is undergoing a formal process review to develop lean repeatable processes in all programs, including the development of performance metrics that meet key process deliverables. Research is underway to ensure the new metrics are structured to allow for benchmarking with government and private sector standards of performance.

Recent modifications to ITS tactical and strategic plans have been driven by the current business cycle that includes lower revenue projections (2009 – 2011) for the SCG general fund. Specifically, ITS has proposed a more fiscally conservative strategy for future enhanced services, eliminated 6 ITS positions, adopted a zero based budgeting methodology and formally proposed canceling technology projects totaling \$3.1M. In addition, the IT Services Department is aggressively identifying and pursuing new and innovative revenue and collaborative opportunities.

Additional effort is being applied to reduce costs by implementing new, more power efficient technologies (like server/desktop virtualization) and other emerging green technology solutions.



### Information Technology Services

<b>Expenditures</b>	<b>FY 2007/08 Actual</b>	<b>FY 2008/09 Adopted</b>	<b>FY 2008/09 Amended</b>	<b>FY 2009/10 Adopted</b>
Personal Services	5,340,705	5,578,597	5,578,597	5,116,488
Operating Expenditures	7,142,711	8,995,428	8,944,708	6,944,306
Internal Charges / Other	764,402	1,375,899	1,375,899	2,220,417
Cost Allocations (contra expenditure)	-2,044,580	-3,082,523	-3,082,523	-10,895,630
Capital Outlay	388,101	3,244,716	3,308,565	3,413,734
Grants & Aids	-	67,870	67,870	67,870
<b>Total Expenditures</b>	<b>11,591,339</b>	<b>16,179,987</b>	<b>16,193,116</b>	<b>6,867,185</b>

<b>Source of Funding</b>	<b>FY 2007/08 Actual</b>	<b>FY 2008/09 Adopted</b>	<b>FY 2008/09 Amended</b>	<b>FY 2009/10 Adopted</b>
General Fund	11,591,339	16,179,987	16,193,116	6,867,185
<b>Total Funding</b>	<b>11,591,339</b>	<b>16,179,987</b>	<b>16,193,116</b>	<b>6,867,185</b>

<b>Staffing Summary</b>	<b>FY 2007/08 Actual</b>	<b>FY 2008/09 Adopted</b>	<b>FY 2008/09 Amended</b>	<b>Adopted FY 2009/10</b>
Full-Time	80.00	71.50	71.50	66.00
Part-Time	0.75	0.75	0.75	0.75
<b>Total Permanent FTE</b>	<b>80.75</b>	<b>72.25</b>	<b>72.25</b>	<b>66.75</b>
Over-Time	-	-	-	-
Temporary/Interns	-	-	-	-
<b>Total Non-Permanent FTE</b>	<b>-</b>	<b>-</b>	<b>-</b>	<b>-</b>
<b>Total FTE</b>	<b>80.75</b>	<b>72.25</b>	<b>72.25</b>	<b>66.75</b>



## Information Technology Services

### Printing Services

#### Program Message

This program is the centralized printing center for Seminole County Government. Centralizing this function leverages ongoing technology improvements which lower overall printing costs. Printing Services also manages printer equipment maintenance, replacement and acquisition.

This program was transitioned to the Information Technology Services Department from Administrative Services in 2009 to better align with emerging best practices in technology driven document management. To this end, the Network Devices project (underway) has short term goals of identifying and eliminating unnecessary desktop printers, an actionable cost study to leverage new multi-function devices to reduce cost, and formal elicitation of the SCG enterprise to identify and satisfy printing, scanning, faxing, and copying needs of Seminole County Government. Long term goals (2009-2010) include standardization on multifunction devices and documented processes ITS is to leverage existing county application programs that add value and decrease costs for document management.

In 2010, this financial program will be integrated into Network Infrastructure Support.



## Information Technology Services

### Printing Services

<b>Expenditures</b>	<b>FY 2007/08 Actual</b>	<b>FY 2008/09 Adopted</b>	<b>FY 2008/09 Amended</b>	<b>FY 2009/10 Adopted</b>
Personal Services	129,607	127,307	127,307	159,584
Operating Expenditures	292,487	414,990	414,990	344,550
Internal Charges / Other	399	754	754	7,039
Cost Allocations (contra expenditure)	-	-	-	-511,173
Capital Outlay	10,400	10,800	10,800	-
<b>Total Expenditures</b>	<b>432,893</b>	<b>553,851</b>	<b>553,851</b>	<b>-</b>

<b>Source of Funding</b>	<b>FY 2007/08 Actual</b>	<b>FY 2008/09 Adopted</b>	<b>FY 2008/09 Amended</b>	<b>FY 2009/10 Adopted</b>
General Fund	432,893	553,851	553,851	-
<b>Total Funding</b>	<b>432,893</b>	<b>553,851</b>	<b>553,851</b>	<b>-</b>

<b>Staffing Summary</b>	<b>FY 2007/08 Actual</b>	<b>FY 2008/09 Adopted</b>	<b>FY 2008/09 Amended</b>	<b>Adopted FY 2009/10</b>
Full-Time	3.00	2.50	2.50	3.00
<b>Total Permanent FTE</b>	<b>3.00</b>	<b>2.50</b>	<b>2.50</b>	<b>3.00</b>
<b>Total FTE</b>	<b>3.00</b>	<b>2.50</b>	<b>2.50</b>	<b>3.00</b>



## Information Technology Services

### IT's Business Office

#### Program Message

This program provides management oversight, including employee and financial management. The information Technologies Director is tasked with ensuring our computer based systems meet the needs of the citizens, today and in the future. Deliverables include:

- Ensuring individual skill sets and positions are aligned with SCG tactical and strategic goals.
- Delivering and maintaining the communication plan that connects individuals with deliverables and ensures the deliverables are accomplished.
- Oversight of ITS operation while creating a shared understanding among stakeholders (BCC, County Manager's Office and other departments/Directors) of IT alignment with the County strategic and tactical goals.
- IT enabled technology alignment with the Seminole County Government Strategic Plan and the revised budget, ITS Governance Committee, and the guidance of the County Manager. The county's strategic plan via oversight and executive management of proposed and ongoing initiatives that have a significant ITS component.
- Information technology solutions that satisfy technology requirements in the Seminole County Strategic Plan. Specifically, valid and reliable input into the plan and an actionable process to implement and measure adherence to the plan.

Recent accomplishments include a zero based budgeting process, an SCG IT governance process and a project priority matrix that evaluates projects based on business value and probability of success. Next steps include integrated resource allocation, establishing a portfolio control plan to measure individual division and aggregated departmental performance.



## Information Technology Services

### IT's Business Office

<b>Expenditures</b>	<b>FY 2007/08 Actual</b>	<b>FY 2008/09 Adopted</b>	<b>FY 2008/09 Amended</b>	<b>FY 2009/10 Adopted</b>
Personal Services	515,193	438,265	438,265	490,103
Operating Expenditures	47,620	78,044	78,044	-410,366
Internal Charges / Other	4,419	8,771	8,771	487,812
<b>Total Expenditures</b>	<b>567,232</b>	<b>525,080</b>	<b>525,080</b>	<b>567,549</b>

<b>Source of Funding</b>	<b>FY 2007/08 Actual</b>	<b>FY 2008/09 Adopted</b>	<b>FY 2008/09 Amended</b>	<b>FY 2009/10 Adopted</b>
General Fund	567,232	525,080	525,080	567,549
<b>Total Funding</b>	<b>567,232</b>	<b>525,080</b>	<b>525,080</b>	<b>567,549</b>

<b>Staffing Summary</b>	<b>FY 2007/08 Actual</b>	<b>FY 2008/09 Adopted</b>	<b>FY 2008/09 Amended</b>	<b>Adopted FY 2009/10</b>
Full-Time	8.00	5.00	5.00	57.00
Part-Time	-	-	-	0.75
<b>Total Permanent FTE</b>	<b>8.00</b>	<b>5.00</b>	<b>5.00</b>	<b>57.75</b>
Over-Time	-	-	-	-
<b>Total Non-Permanent FTE</b>	<b>-</b>	<b>-</b>	<b>-</b>	<b>-</b>
<b>Total FTE</b>	<b>8.00</b>	<b>5.00</b>	<b>5.00</b>	<b>57.75</b>



## Information Technology Services

### Protecting County Information Assets

#### Program Message

This program ensures Seminole County's computer systems are protected from all threats. The program also includes plans for continuity of operations during disasters and disaster recovery.

A security audit was conducted in 2009 to ensure network reliability, integrity and security. Gaps identified by the security audit have been closed. A draft version of a new IT policies document is out for review. This document sets guidelines regarding the issues of privacy and respect for property, ownership of data, system security, and misuse of the system. Several application and system upgrades were accomplished in 2008-2009 (example: SunGard) to leverage enhanced security and reliability improvements. In addition, the server virtualization project (scheduled complete on 6/26) provides additional reliability via server sharing. Plans for additional redundancy include off-site data center redundancy via Lambda Rail, a cooperative fiber network that, through a shared services process, provides redundant connectivity at a substantially reduced rate.

Additional improvements to protect county information assets include a Software Development Life Cycle (SDLC) standard, software architectural plan and a software development road map. A revised network diagram (due 08/09) will provide a living diagram of the ITS technology network, including physical, logical, IT building schematics, configuration information, database configuration/association, and network administration resources. Maintenance of county information assets will be enhanced via a ticketing and repair process that is based on the widely accepted Information Technology Infrastructure Library (ITIL) framework (due 07/09).

The Information Technology Department maintains the IT component of the Continuity of Operations (COOP) plan and is an active participant in proactive training/simulations to react to county emergencies and disasters.





## Information Technology Services

### Protecting County Information Assets

<u>Expenditures</u>	FY 2007/08 Actual	FY 2008/09 Adopted	FY 2008/09 Amended	FY 2009/10 Adopted
Personal Services	-	-	-	190,652
Operating Expenditures	-	-	-	232,210
Internal Charges / Other	-	-	-	52,365
Cost Allocations (contra expenditure)	-	-	-	-475,227
<b>Total Expenditures</b>	-	-	-	-

<u>Source of Funding</u>	FY 2007/08 Actual	FY 2008/09 Adopted	FY 2008/09 Amended	FY 2009/10 Adopted
<b>Total Funding</b>	-	-	-	-

<u>Staffing Summary</u>	FY 2007/08 Actual	FY 2008/09 Adopted	FY 2008/09 Amended	Adopted FY 2009/10

Total FTE



## Information Technology Services

### Telecommunications & Network Infrastructure Support

#### Program Message

This program supports the provisioning and maintenance of Seminole County's computer, high speed data, telephone and radio systems to ensure day to day and emergency communication networks are reliable and sustainable. The program includes:

- Design and engineer network, voice, wireless, security, server, application, and storage architecture.
- Ensure technology is incorporated to leverage existing architecture, provide redundancies, and converge disparate systems into overall architectural design.
- Top tier support, upkeep, maintenance, and troubleshooting on the Wide Area Network, County Local Area Network, wireless, voice, and various technologies.
- Understand and research emerging technologies and match them to County business needs.
- Technical consultation to internal County and various external agencies to ensure projects and technology solutions fit into overall architecture and support structure.
- Top tier technical support and training for ITS employees.
- Provide cabling infrastructure to Seminole County Government offices and those offices that Seminole County Government deems to be a critical support agency.
- Maintain an appropriate inventory of technology related hardware to minimize downtime and lead-time on equipment and components.
- Security and access control services to manage the access into secured critical infrastructure sites.
- Countywide voice and data services both wired and wireless to governmental agencies.
- Provide 24/7 network support county wide, as well as being part of the emergency operations team. Support the Emergency Operations Center during any catastrophic events.
- Programming, template development, installation, repair, preventive maintenance, modification and integration of two way radio communication for First Responders and County Operations personnel of Seminole County Government, including local governments, hospitals, law enforcement agencies, etc.
- Computer maintenance and support, county wide, for all Seminole County departments. This would include physical computer equipment, network equipment, network and PC trouble shooting, moves and installations.
- Help Desk and switchboard services for level 1/level 2 technical support and as a central point of communication for all users of the County's data and telephone infrastructure.

Next steps for this program include but are not limited to:

- Enhanced network analysis and modification of existing environment to meet client needs
- An intuitive, standardized central repository for all Network documentation
- Quantitative metrics to track and measure key process indicators.
- Foundational planning for the digital transmission mandate due 2018.
- UHF/VHF re-banding in 2013.
- Ongoing reassessment of existing telephony infrastructure, including disaster recovery plans.



## Information Technology Services

### Telecommunications & Network Infrastructure Support

<b>Expenditures</b>	<b>FY 2007/08 Actual</b>	<b>FY 2008/09 Adopted</b>	<b>FY 2008/09 Amended</b>	<b>FY 2009/10 Adopted</b>
Personal Services	4,695,905	4,465,061	4,465,061	3,725,337
Operating Expenditures	6,802,604	8,466,954	8,416,234	6,770,663
Internal Charges / Other	759,584	1,361,600	1,361,600	1,647,660
Cost Allocations (contra expenditure)	-2,044,580	-3,082,523	-3,082,523	-9,909,230
Capital Outlay	377,701	3,233,916	3,297,765	3,413,734
Grants & Aids	-	67,870	67,870	67,870
<b>Total Expenditures</b>	<b>10,591,214</b>	<b>14,512,878</b>	<b>14,526,007</b>	<b>5,716,034</b>

<b>Source of Funding</b>	<b>FY 2007/08 Actual</b>	<b>FY 2008/09 Adopted</b>	<b>FY 2008/09 Amended</b>	<b>FY 2009/10 Adopted</b>
General Fund	10,591,214	14,512,878	14,526,007	5,716,034
<b>Total Funding</b>	<b>10,591,214</b>	<b>14,512,878</b>	<b>14,526,007</b>	<b>5,716,034</b>

<b>Staffing Summary</b>	<b>FY 2007/08 Actual</b>	<b>FY 2008/09 Adopted</b>	<b>FY 2008/09 Amended</b>	<b>Adopted FY 2009/10</b>
Full-Time	69.00	58.00	58.00	-
Part-Time	0.75	0.75	0.75	-
<b>Total Permanent FTE</b>	<b>69.75</b>	<b>58.75</b>	<b>58.75</b>	<b>-</b>
Temporary/Interns	-	-	-	-
<b>Total Non-Permanent FTE</b>	<b>-</b>	<b>-</b>	<b>-</b>	<b>-</b>
<b>Total FTE</b>	<b>69.75</b>	<b>58.75</b>	<b>58.75</b>	<b>-</b>



## Information Technology Services

### Enabling County Business Initiatives

#### Program Message

This program leverages technology and sound business principles to deliver cost effective solutions that address citizen needs. The program also supports technology based services to other government agencies in Seminole County. The program is based on technology based processes and projects that attend to the county's business needs. These efforts include

- Formal project management, including business case management and enterprise governance to manage scope, schedule and budget.
- Evaluation of proposals and efforts already underway based on business value and probability of success with tools to identify, monitor and track deliverables.
- Software and hardware architectural frameworks that leverage existing applications and emerging technologies to meet the needs of the business.
- Software driven tools and repositories that tie individual tasks to business needs and that track end to end processes across teams and departments.

Recent accomplishments in this program include:

- A revised Enterprise Software Development ticketing system that increased throughput on level-2 software tickets by 59%.
- A new enterprise architectural software configuration management program that addresses business needs and ensures efficient and effective software development efforts (roll out 6/09).
- Phase 1 of the Enterprise Architecture Metadata Repository to improve software design and validation performance.
- An ITS Governance Charter to provide enterprise governance on technology related efforts.
- A revised cost allocation structure for external agencies and internal departments that better identifies and allocates costs associated with technology service delivery.
- A formal project management process that includes project prioritization, intuitive project dashboard and SCG branded project artifact templates.
- A formal enterprise level business process management methodology and plan to support end to end process improvement efforts.

The strategic plan for this program (2009-10) includes:

- Formal business process review for ITS Operations, including preventative/reactive maintenance, provisioning, financial, and contractual.
- Implement Seminole County Government tower management processes to leverage collocations (vendor/provider) wireless cellular communication growth within the county.
- Formalize resource allocation and costing to project and process efforts, including planning estimates, actuals, and benchmarking.
- Develop open source policy and formally identify opportunities to leverage "open source" applications that add business value.
- Aligning rates charged to local government organizations to recover costs.
- Continuing to research revenue opportunities and cost avoidance (example: fiber network) that add value to the existing Seminole County technology infrastructure.



## Information Technology Services

### Enabling County Business Initiatives

<b>Expenditures</b>	<b>FY 2007/08 Actual</b>	<b>FY 2008/09 Adopted</b>	<b>FY 2008/09 Amended</b>	<b>FY 2009/10 Adopted</b>
Personal Services	-	547,964	547,964	550,812
Operating Expenditures	-	35,440	35,440	7,249
Internal Charges / Other	-	4,774	4,774	25,541
<b>Total Expenditures</b>	<b>-</b>	<b>588,178</b>	<b>588,178</b>	<b>583,602</b>

<b>Source of Funding</b>	<b>FY 2007/08 Actual</b>	<b>FY 2008/09 Adopted</b>	<b>FY 2008/09 Amended</b>	<b>FY 2009/10 Adopted</b>
General Fund	-	588,178	588,178	583,602
<b>Total Funding</b>	<b>-</b>	<b>588,178</b>	<b>588,178</b>	<b>583,602</b>

<b>Staffing Summary</b>	<b>FY 2007/08 Actual</b>	<b>FY 2008/09 Adopted</b>	<b>FY 2008/09 Amended</b>	<b>Adopted FY 2009/10</b>
Full-Time	-	6.00	6.00	6.00
<b>Total Permanent FTE</b>	<b>-</b>	<b>6.00</b>	<b>6.00</b>	<b>6.00</b>
<b>Total FTE</b>	<b>-</b>	<b>6.00</b>	<b>6.00</b>	<b>6.00</b>





## Leisure Services

Leisure Services Business Office  
Recreational Activities & Programs  
Greenways & Trails  
Natural Lands

## Leisure Services

### Departmental Message

The ultimate purpose of the Leisure Services Department is to enhance the quality of life for citizens and visitors by providing excellent parks, recreation, greenways, trails, and environmental stewardship for present and future generations.

The Leisure Services Department has developed a business approach to offering programs and events by achieving an increase in cost recovery for activities offered to the public that have an operational impact. The Department realized \$1.2 million in user fees (approximately 53% increase in user fees from prior fiscal year) and received over 4 million unique visits last year. These indicators provides support that our citizens turn toward their community amenities for enrichment and health, especially during lean times.

The Department's tagline, It Starts in Parks...conveys the message that key aspects to a community's value is its "green infrastructure". During these challenging budget times, the Department continues to implement ways to operate more efficiently and effectively while anticipating the use and demand of our parks system to increase.





### Leisure Services

<b>Expenditures</b>	<b>FY 2007/08 Actual</b>	<b>FY 2008/09 Adopted</b>	<b>FY 2008/09 Amended</b>	<b>FY 2009/10 Adopted</b>
Personal Services	3,546,258	3,450,349	3,450,349	3,044,992
Operating Expenditures	3,665,629	3,918,674	4,072,904	3,253,372
Internal Charges / Other	565,203	836,745	836,745	1,036,107
Capital Outlay	1,136,952	771,864	2,366,746	860,940
Grants & Aids	13,125	1,299,663	1,299,663	-
<b>Total Expenditures</b>	<b>8,927,167</b>	<b>10,277,295</b>	<b>12,026,407</b>	<b>8,195,411</b>

<b>Source of Funding</b>	<b>FY 2007/08 Actual</b>	<b>FY 2008/09 Adopted</b>	<b>FY 2008/09 Amended</b>	<b>FY 2009/10 Adopted</b>
General Fund	7,660,949	9,291,169	9,291,199	6,974,166
Natural Land Endowment Fund	156,233	104,437	126,337	110,510
Boating Improvement Fund	-	99,663	99,663	-
Tourist Development Fund/ 3% Tax	46,864	80,738	80,738	88,537
Infrastructure Sales Tax Fund - 2001	700,144	75,000	75,000	1,706
FRDAP Grants	-	411,892	411,892	408,296
Leisure Services Grants	-	-	175,000	175,000
Infrastructure Imp/Capital Projects	207,521	188,969	1,437,028	187,155
Natural Lands/Trails Bond Fund	155,456	25,427	325,350	250,041
Bocc Agency Fund	-	-	4,200	-
<b>Total Funding</b>	<b>8,927,167</b>	<b>10,277,295</b>	<b>12,026,407</b>	<b>8,195,411</b>

<b>Staffing Summary</b>	<b>FY 2007/08 Actual</b>	<b>FY 2008/09 Adopted</b>	<b>FY 2008/09 Amended</b>	<b>Adopted FY 2009/10</b>
Full-Time	60.00	51.00	51.00	46.00
Part-Time	8.50	8.62	8.62	6.00
<b>Total Permanent FTE</b>	<b>68.50</b>	<b>59.62</b>	<b>59.62</b>	<b>52.00</b>
Over-Time	-	-	-	-
Temporary/Interns	0.50	-	-	-
<b>Total Non-Permanent FTE</b>	<b>0.50</b>	<b>-</b>	<b>-</b>	<b>-</b>
<b>Total FTE</b>	<b>69.00</b>	<b>59.62</b>	<b>59.62</b>	<b>52.00</b>



### Leisure Services

Account Description	FY 2008/09 Adopted	FY 2008/09 Amended	FY 2009/10 Adopted
<b>Personal Services</b>			
510120 Full-time Regular Salaries	2,195,208	2,220,208	2,008,327
510125 Part-time Regular Wages	233,924	220,924	180,548
510140 Overtime	72,419	72,419	27,378
510150 Special Pay	3,192	3,192	4,788
510210 Social Security Matching	190,840	191,840	171,080
510220 Retirement Contributions	247,745	249,045	219,319
510230 Health And Life Insurance	387,385	373,085	370,128
510240 Workers Compensation	<u>119,636</u>	<u>119,636</u>	<u>63,424</u>
Total Personal Services	<u>3,450,349</u>	<u>3,450,349</u>	<u>3,044,992</u>
<b>Operating Expenditures</b>			
530310 Professional Services	37,992	37,992	44,742
530340 Contracted Services	2,518,421	2,574,700	2,032,232
530400 Travel And Per Diem	20,528	20,528	5,710
530420 Transportation	355	355	200
530430 Utilities	-22,220	-22,220	3,617
530440 Rental And Leases	17,999	17,999	6,642
530460 Repairs And Maintenance	852,799	504,847	283,277
530469 Repairs/Maintenance-Other	-	281,610	297,336
530470 Printing And Binding	12,500	12,500	-
530490 Other Charges/Obligations	33,057	35,777	35,670
530499 Other Chgs/Ob-Contingency	3,429	3,429	-
530510 Office Supplies	15,137	15,137	9,893
530520 Operating Supplies	403,999	523,145	422,262
530521 Operating Supplies - Equipment	9,600	9,600	20,600
530529 Operating Supplies - Other	-	38,227	86,715
530540 Books, Dues Publications	<u>15,078</u>	<u>19,278</u>	<u>4,476</u>
Total Operating Expenditures	<u>3,918,674</u>	<u>4,072,904</u>	<u>3,253,372</u>
<b>Internal Charges / Other</b>			
540101 Other Charges / Obligations - Internal	596,745	596,745	843,836
540201 Insurance	<u>240,000</u>	<u>240,000</u>	<u>192,271</u>
Total Internal Charges / Other	<u>836,745</u>	<u>836,745</u>	<u>1,036,107</u>
<b>Capital Outlay</b>			
560610 Land	-	339,640	25,000
560630 Improvements Other Than Bldg	41,176	63,076	3,342
560642 Equipment >\$4999	45,000	45,000	11,000
560650 Construction In Progress	<u>685,688</u>	<u>1,919,030</u>	<u>821,598</u>
Total Capital Outlay	<u>771,864</u>	<u>2,366,746</u>	<u>860,940</u>
<b>Grants &amp; Aids</b>			
580811 Aid To Governmental Agencies	99,663	99,663	-
580821 Aid To Private Organizations	<u>1,200,000</u>	<u>1,200,000</u>	-
Total Grants & Aids	<u>1,299,663</u>	<u>1,299,663</u>	-
<b>Other Uses</b>			
Total Expenditures	<u>10,277,295</u>	<u>12,026,407</u>	<u>8,195,411</u>



## Leisure Services

### Leisure Services Business Office

#### Program Message

The Business Office Program provides administrative support to citizens, Department employees, County Manager's Office and County Finance.

The Business Office Program is charged with maintaining and enforcing best practices and policy to improve the quality of agency services and delivery systems.

Services provided by the Business Office include department strategy, planning and direction; contract administration; grant administration; fiscal support; purchasing support; personnel support; recreation automation systems support and training; community relations, program promotion and communications; and evaluation of programs and participant feedback.



## Leisure Services

### Leisure Services Business Office

<b>Expenditures</b>	<b>FY 2007/08 Actual</b>	<b>FY 2008/09 Adopted</b>	<b>FY 2008/09 Amended</b>	<b>FY 2009/10 Adopted</b>
Personal Services	515,774	471,402	471,402	446,322
Operating Expenditures	3,158	25,421	29,621	24,388
Internal Charges / Other	10,896	14,041	14,041	57,375
<b>Total Expenditures</b>	<b>529,828</b>	<b>510,864</b>	<b>515,064</b>	<b>528,085</b>

<b>Source of Funding</b>	<b>FY 2007/08 Actual</b>	<b>FY 2008/09 Adopted</b>	<b>FY 2008/09 Amended</b>	<b>FY 2009/10 Adopted</b>
General Fund	529,828	510,864	510,864	528,085
Bocc Agency Fund	-	-	4,200	-
<b>Total Funding</b>	<b>529,828</b>	<b>510,864</b>	<b>515,064</b>	<b>528,085</b>

<b>Staffing Summary</b>	<b>FY 2007/08 Actual</b>	<b>FY 2008/09 Adopted</b>	<b>FY 2008/09 Amended</b>	<b>Adopted FY 2009/10</b>
Full-Time	3.00	5.00	5.00	5.00
Part-Time	1.50	0.50	0.50	-
<b>Total Permanent FTE</b>	<b>4.50</b>	<b>5.50</b>	<b>5.50</b>	<b>5.00</b>
<b>Total FTE</b>	<b>4.50</b>	<b>5.50</b>	<b>5.50</b>	<b>5.00</b>



## Leisure Services

### Leisure Services Business Office

Account Description	FY 2008/09 Adopted	FY 2008/09 Amended	FY 2009/10 Adopted
<b>Personal Services</b>			
510120 Full-time Regular Salaries	330,337	330,337	334,486
510125 Part-time Regular Wages	18,834	18,834	-
510140 Overtime	2,000	2,000	-
510150 Special Pay	1,596	1,596	1,596
510210 Social Security Matching	26,875	26,875	25,568
510220 Retirement Contributions	37,984	37,984	36,449
510230 Health And Life Insurance	45,010	45,010	43,287
510240 Workers Compensation	8,766	8,766	4,936
Total Personal Services	<u>471,402</u>	<u>471,402</u>	<u>446,322</u>
<b>Operating Expenditures</b>			
530400 Travel And Per Diem	6,506	6,506	5,000
530420 Transportation	200	200	200
530470 Printing And Binding	4,000	4,000	-
530510 Office Supplies	10,376	10,376	3,000
530520 Operating Supplies	393	393	14,778
530540 Books, Dues Publications	3,946	8,146	1,410
Total Operating Expenditures	<u>25,421</u>	<u>29,621</u>	<u>24,388</u>
<b>Internal Charges / Other</b>			
540101 Other Charges / Obligations - Internal	14,041	14,041	57,375
Total Internal Charges / Other	<u>14,041</u>	<u>14,041</u>	<u>57,375</u>
<b>Capital Outlay</b>			
Total Expenditures	<u>510,864</u>	<u>515,064</u>	<u>528,085</u>



## Leisure Services

### Recreational Activities & Programs

#### Program Message

The purpose of the Parks and Recreation Division is to meet and exceed the recreational needs of the citizens and visitors of Seminole County by providing a variety of quality recreational facilities and programs. Literally thousands of Seminole County citizens pursue wellness and active lifestyles through tennis and softball programs, soccer and softball leagues. In addition, the Division also provides for positive economic impact by attracting visitors to the County through quality venue opportunities; hosting such prestigious events as the Atlantic Coast Conference Tennis Championships, American Softball Association Regional and National Tournaments and providing a Spring Break destination for colleges to achieve an early start to their sport season.

This year's budget process provides for the "Recreational Activity" portion of the Departments' program level of service. Contained within this program are the activities based parks inclusive of Red Bug Lake, Sylvan Lake, Sanlando Park, the Seminole County Softball Complex, Soldiers Creek and Museum of Seminole County History.

The cost recovery goal for Fiscal Year 2009-10 is a minimum of 100% for all fee based programs and activities and 40% overall for the division. During the 2007-08 fiscal year, the division was able to achieve a 36% cost recovery; and is on target to recover at least 40% in this current fiscal year despite the downturn in the economy. This would result in capturing over 1.2 million dollars on a return in investing in our County's quality of life services.



## Leisure Services

### Recreational Activities & Programs

Expenditures	FY 2007/08 Actual	FY 2008/09 Adopted	FY 2008/09 Amended	FY 2009/10 Adopted
Personal Services	1,883,853	2,075,896	2,023,296	1,679,653
Operating Expenditures	996,120	1,324,639	1,384,409	1,136,026
Internal Charges / Other	520,140	778,556	778,556	843,409
Capital Outlay	322,527	671,437	1,919,496	593,627
Grants & Aids	13,125	1,200,000	1,200,000	-
<b>Total Expenditures</b>	<b>3,735,765</b>	<b>6,050,528</b>	<b>7,305,757</b>	<b>4,252,715</b>

Source of Funding	FY 2007/08 Actual	FY 2008/09 Adopted	FY 2008/09 Amended	FY 2009/10 Adopted
General Fund	3,481,380	5,368,929	5,376,099	3,568,727
Tourist Development Fund/ 3% Tax	46,864	80,738	80,738	88,537
FRDAP Grants	-	411,892	411,892	408,296
Infrastructure Imp/Capital Projects	207,521	188,969	1,437,028	187,155
<b>Total Funding</b>	<b>3,735,765</b>	<b>6,050,528</b>	<b>7,305,757</b>	<b>4,252,715</b>

Staffing Summary	FY 2007/08 Actual	FY 2008/09 Adopted	FY 2008/09 Amended	Adopted FY 2009/10
Full-Time	37.00	32.00	32.00	27.00
Part-Time	7.00	8.12	8.12	6.00
<b>Total Permanent FTE</b>	<b>44.00</b>	<b>40.12</b>	<b>40.12</b>	<b>33.00</b>
Over-Time	-	-	-	-
<b>Total Non-Permanent FTE</b>	<b>-</b>	<b>-</b>	<b>-</b>	<b>-</b>
<b>Total FTE</b>	<b>44.00</b>	<b>40.12</b>	<b>40.12</b>	<b>33.00</b>



## Leisure Services

### Recreational Activities & Programs

<u>Account Description</u>	<u>FY 2008/09 Adopted</u>	<u>FY 2008/09 Amended</u>	<u>FY 2009/10 Adopted</u>
<b>Personal Services</b>			
510120 Full-time Regular Salaries	1,225,248	1,200,248	1,009,010
510125 Part-time Regular Wages	215,090	202,090	180,548
510140 Overtime	60,419	60,419	17,394
510150 Special Pay	1,596	1,596	1,596
510210 Social Security Matching	115,033	115,033	93,887
510220 Retirement Contributions	146,757	146,757	116,309
510230 Health And Life Insurance	234,840	220,240	223,905
510240 Workers Compensation	76,913	76,913	37,004
Total Personal Services	<u>2,075,896</u>	<u>2,023,296</u>	<u>1,679,653</u>
<b>Operating Expenditures</b>			
530340 Contracted Services	785,600	841,879	754,980
530400 Travel And Per Diem	10,090	10,090	200
530420 Transportation	80	80	-
530430 Utilities	-30,720	-30,720	-
530440 Rental And Leases	6,231	6,231	5,152
530460 Repairs And Maintenance	185,939	179,337	124,832
530470 Printing And Binding	8,500	8,500	-
530490 Other Charges/Obligations	31,257	33,977	35,370
530510 Office Supplies	2,761	2,761	5,097
530520 Operating Supplies	308,404	315,777	187,519
530521 Operating Supplies - Equipment	9,600	9,600	20,600
530540 Books, Dues Publications	6,897	6,897	2,276
Total Operating Expenditures	<u>1,324,639</u>	<u>1,384,409</u>	<u>1,136,026</u>
<b>Internal Charges / Other</b>			
540101 Other Charges / Obligations - Internal	538,556	538,556	651,138
540201 Insurance	240,000	240,000	192,271
Total Internal Charges / Other	<u>778,556</u>	<u>778,556</u>	<u>843,409</u>
<b>Capital Outlay</b>			
560610 Land	-	314,640	-
560630 Improvements Other Than Bldg	41,176	41,176	2,776
560642 Equipment >\$4999	45,000	45,000	11,000
560650 Construction In Progress	585,261	1,518,680	579,851
Total Capital Outlay	<u>671,437</u>	<u>1,919,496</u>	<u>593,627</u>
<b>Grants &amp; Aids</b>			
580821 Aid To Private Organizations	1,200,000	1,200,000	-
Total Grants & Aids	<u>1,200,000</u>	<u>1,200,000</u>	<u>-</u>
<b>Other Uses</b>			
Total Expenditures	<u>6,050,528</u>	<u>7,305,757</u>	<u>4,252,715</u>





## Leisure Services

### Greenways & Trails

#### Program Message

The purpose of the Greenways and Trails Program is to provide safe, well-maintained passive parks, boat ramps, trails, and medians for citizens and visitors to Seminole County.

The Greenways and Trails Program served millions of visitors last year – from jogging on our trails and enjoying family parties in our neighborhood parks to driving by our beautifully landscaped roadways and entering the St. Johns River on one of the County's 5 boat ramps.

The Greenways and Trails Program provides contract oversight, grounds maintenance, architectural design and design oversight and grants management. In addition, the Program provides sports turf consultation, heavy-equipment transport and construction project coordination directly to the Parks and Recreation Division.



## Leisure Services

### Greenways & Trails

<b>Expenditures</b>	<b>FY 2007/08 Actual</b>	<b>FY 2008/09 Adopted</b>	<b>FY 2008/09 Amended</b>	<b>FY 2009/10 Adopted</b>
Personal Services	803,522	736,051	788,651	738,079
Operating Expenditures	2,632,285	2,502,027	2,592,287	2,017,360
Internal Charges / Other	11,431	4,771	4,771	79,959
Capital Outlay	741,516	75,000	100,000	26,706
Grants & Aids	-	99,663	99,663	-
<b>Total Expenditures</b>	<b>4,188,754</b>	<b>3,417,512</b>	<b>3,585,372</b>	<b>2,862,104</b>

<b>Source of Funding</b>	<b>FY 2007/08 Actual</b>	<b>FY 2008/09 Adopted</b>	<b>FY 2008/09 Amended</b>	<b>FY 2009/10 Adopted</b>
General Fund	3,488,610	3,242,849	3,235,709	2,685,398
Boating Improvement Fund	-	99,663	99,663	-
Infrastructure Sales Tax Fund - 2001	700,144	75,000	75,000	1,706
Leisure Services Grants	-	-	175,000	175,000
<b>Total Funding</b>	<b>4,188,754</b>	<b>3,417,512</b>	<b>3,585,372</b>	<b>2,862,104</b>

<b>Staffing Summary</b>	<b>FY 2007/08 Actual</b>	<b>FY 2008/09 Adopted</b>	<b>FY 2008/09 Amended</b>	<b>Adopted FY 2009/10</b>
Full-Time	15.00	12.00	12.00	12.00
<b>Total Permanent FTE</b>	<b>15.00</b>	<b>12.00</b>	<b>12.00</b>	<b>12.00</b>
Over-Time	-	-	-	-
<b>Total Non-Permanent FTE</b>	<b>-</b>	<b>-</b>	<b>-</b>	<b>-</b>
<b>Total FTE</b>	<b>15.00</b>	<b>12.00</b>	<b>12.00</b>	<b>12.00</b>



## Leisure Services

### Greenways & Trails

<u>Account Description</u>	<u>FY 2008/09 Adopted</u>	<u>FY 2008/09 Amended</u>	<u>FY 2009/10 Adopted</u>
<b>Personal Services</b>			
510120 Full-time Regular Salaries	520,011	570,011	531,815
510140 Overtime	10,000	10,000	9,984
510150 Special Pay	-	-	1,596
510210 Social Security Matching	39,782	40,782	41,449
510220 Retirement Contributions	51,222	52,522	53,459
510230 Health And Life Insurance	87,957	88,257	82,642
510240 Workers Compensation	27,079	27,079	17,134
Total Personal Services	<u>736,051</u>	<u>788,651</u>	<u>738,079</u>
<b>Operating Expenditures</b>			
530340 Contracted Services	1,722,821	1,722,821	1,261,902
530400 Travel And Per Diem	3,932	3,932	510
530420 Transportation	75	75	-
530430 Utilities	7,500	7,500	3,317
530440 Rental And Leases	10,102	10,102	1,290
530460 Repairs And Maintenance	666,860	325,510	158,195
530469 Repairs/Maintenance-Other	-	281,610	297,336
530490 Other Charges/Obligations	300	300	300
530510 Office Supplies	1,500	1,500	1,366
530520 Operating Supplies	84,702	196,475	205,794
530529 Operating Supplies - Other	-	38,227	86,715
530540 Books, Dues Publications	4,235	4,235	635
Total Operating Expenditures	<u>2,502,027</u>	<u>2,592,287</u>	<u>2,017,360</u>
<b>Internal Charges / Other</b>			
540101 Other Charges / Obligations - Internal	4,771	4,771	79,959
Total Internal Charges / Other	<u>4,771</u>	<u>4,771</u>	<u>79,959</u>
<b>Capital Outlay</b>			
560650 Construction In Progress	75,000	100,000	26,706
Total Capital Outlay	<u>75,000</u>	<u>100,000</u>	<u>26,706</u>
<b>Grants &amp; Aids</b>			
580811 Aid To Governmental Agencies	99,663	99,663	-
Total Grants & Aids	<u>99,663</u>	<u>99,663</u>	<u>-</u>
<b>Other Uses</b>			
Total Expenditures	<u>3,417,512</u>	<u>3,585,372</u>	<u>2,862,104</u>



## Leisure Services

### Natural Lands

#### Program Message

The purpose of the Natural Lands Program is to preserve and manage natural areas within Seminole County to enhance or promote bio-diversity, corridors, water resources, and conservation for existing and future generations.

The Natural Lands Program is charged with managing 6,622 acres of Seminole County Natural Lands by protecting, preserving and monitoring the resources present while providing recreational and educational opportunities to the citizens and visitors of Seminole County. Nine Wilderness areas are open to the public, representing 89% of the program acreage. The program's education component reaches over 6,000 participants per year and volunteers provide over 4,500 man-hours to help the program realize its mission each year.



## Leisure Services

### Natural Lands

<b>Expenditures</b>	<b>FY 2007/08 Actual</b>	<b>FY 2008/09 Adopted</b>	<b>FY 2008/09 Amended</b>	<b>FY 2009/10 Adopted</b>
Personal Services	343,109	167,000	167,000	180,938
Operating Expenditures	34,066	66,587	66,587	75,598
Internal Charges / Other	22,736	39,377	39,377	55,364
Capital Outlay	72,909	25,427	347,250	240,607
<b>Total Expenditures</b>	<b>472,820</b>	<b>298,391</b>	<b>620,214</b>	<b>552,507</b>

<b>Source of Funding</b>	<b>FY 2007/08 Actual</b>	<b>FY 2008/09 Adopted</b>	<b>FY 2008/09 Amended</b>	<b>FY 2009/10 Adopted</b>
General Fund	161,131	168,527	168,527	191,956
Natural Land Endowment Fund	156,233	104,437	126,337	110,510
Natural Lands/Trails Bond Fund	155,456	25,427	325,350	250,041
<b>Total Funding</b>	<b>472,820</b>	<b>298,391</b>	<b>620,214</b>	<b>552,507</b>

<b>Staffing Summary</b>	<b>FY 2007/08 Actual</b>	<b>FY 2008/09 Adopted</b>	<b>FY 2008/09 Amended</b>	<b>Adopted FY 2009/10</b>
Full-Time	5.00	2.00	2.00	2.00
<b>Total Permanent FTE</b>	<b>5.00</b>	<b>2.00</b>	<b>2.00</b>	<b>2.00</b>
Temporary/Interns	0.50	-	-	-
<b>Total Non-Permanent FTE</b>	<b>0.50</b>	<b>-</b>	<b>-</b>	<b>-</b>
<b>Total FTE</b>	<b>5.50</b>	<b>2.00</b>	<b>2.00</b>	<b>2.00</b>



## Leisure Services

### Natural Lands

Account Description	FY 2008/09 Adopted	FY 2008/09 Amended	FY 2009/10 Adopted
<b>Personal Services</b>			
510120 Full-time Regular Salaries	119,612	119,612	133,016
510210 Social Security Matching	9,150	9,150	10,176
510220 Retirement Contributions	11,782	11,782	13,102
510230 Health And Life Insurance	19,578	19,578	20,294
510240 Workers Compensation	6,878	6,878	4,350
Total Personal Services	<u>167,000</u>	<u>167,000</u>	<u>180,938</u>
<b>Operating Expenditures</b>			
530310 Professional Services	37,992	37,992	44,742
530340 Contracted Services	10,000	10,000	15,350
530430 Utilities	1,000	1,000	300
530440 Rental And Leases	1,666	1,666	200
530460 Repairs And Maintenance	-	-	250
530490 Other Charges/Obligations	1,500	1,500	-
530499 Other Chgs/Ob-Contingency	3,429	3,429	-
530510 Office Supplies	500	500	430
530520 Operating Supplies	10,500	10,500	14,171
530540 Books, Dues Publications	-	-	155
Total Operating Expenditures	<u>66,587</u>	<u>66,587</u>	<u>75,598</u>
<b>Internal Charges / Other</b>			
540101 Other Charges / Obligations - Internal	39,377	39,377	55,364
Total Internal Charges / Other	<u>39,377</u>	<u>39,377</u>	<u>55,364</u>
<b>Capital Outlay</b>			
560610 Land	-	25,000	25,000
560630 Improvements Other Than Bldg	-	21,900	566
560650 Construction In Progress	25,427	300,350	215,041
Total Capital Outlay	<u>25,427</u>	<u>347,250</u>	<u>240,607</u>
Total Expenditures	<u><u>298,391</u></u>	<u><u>620,214</u></u>	<u><u>552,507</u></u>



## Leisure Services

<u>Project Number</u>	<u>Project Title</u>	<u>FY 2009/10 Adopted</u>
00231701	Increased Landscaping On Paved Trails	10,000
00232001	Lake Jesup Boardwalk Repair	2,776
00233901	Natural Lands Projects	18,558
00234601	Jetta Point Park	858,377
00252101	Trails Signage Improvements	85,244
00261501	Red Bug Lake Road Median Refurbishment (East of Tuskawilla)	1,706
80000010	FRDAP Wilsons Landing	344,381
80043821	RECREATIONAL TRAILS GRANTS	350,000
<b>Total</b>		<b><u>1,671,042</u></b>







## Library Services

- Library Services Business Office
- Central Branch Library
- East Branch Library
- North Branch Library
- Northwest Branch Library
- West Branch Library
- Youth Services
- Library Department (Prior Years Only)



## Library Services

### Departmental Message

The Library Services Department's focus is to improve Seminole County Citizens' quality of life. Through the provision of neighborhood libraries citizens' lifelong learning needs are met, and gathering places are provided for community meetings and programs. Seminole County's Library Services' goal is to assist with expanding minds, empowering individuals and providing accessibility for all citizens, including those who would otherwise not have access to the World Wide Web.

The Seminole County Library System consists of 5 library facilities that are open 56 hours per week as of June 9, 2009. The following are some interesting statistics in regard to use of our facilities:

- 1,169,000 visits by patrons during FY 07/08
- 2,708,000 library books/materials checked out during FY 07/08
- 1,065,000 requests for information from patrons during FY 07/08
- 225,000 registered library card holders in FY 07/08

A survey conducted by a private company reported that Seminole County's Library Services are rated very highly. Of the 400 people surveyed, 79.5% responded they had used one of the Seminole County libraries, and gave the library a rating of 8 for satisfaction and 9 for importance (out of a scale of 1 to 10).

The Library Services Department provides the following programs and services to its patrons:

- \*\*\* Social assistance with job searches and governmental aid applications
- \*\*\* Computer information literacy
- \*\*\* Homework assistance
- \*\*\* Research materials for continuing education
- \*\*\* Popular reading materials (Best Sellers)
- \*\*\* Meeting space for use by community
- \*\*\* Internet access and electronic databases for use in library and at home
- \*\*\* Instruction in Pre-Reading Skills (see Youth Services page for more detail)
- \*\*\* Provision of books to the homebound
- \*\*\* Location of materials assistance and placing hold if needed

The goals for FY09/10 are as follows:

- > Ensure that every patron has a positive experience with the library
- > Discover and implement new and more efficient library operation models

The Library's Department FY09/10 budget is broken out by the following:

- > Business Office
- > Central Branch Library
- > East Branch Library
- > North Branch Library
- > Northwest Branch Library
- > West Branch Library
- > Youth Services

The FY 09/10 budget for Library Services has been significantly reduced due to the decline in property tax revenues, impact fees associated with decline in building permits, and current economic conditions:

- Personal Services - Reduced \$540K (12%) for elimination of 20 positions (13 FTE)
- Operating Services - Reduced \$134K (24%) in General Fund due to operational efficiencies

Funding Sources to support the cost of the libraries, in addition to property taxes, are as follows:

- > Library fees and fines - approximately \$180K a year
- > State Aid to Libraries - approximately \$217K a year
- > Impact Fees - approximately \$30K a year currently (was \$87K in FY 07/08)
- > Federal funding (E-Rate) - approximately \$32K a year



### Library Services

<b>Expenditures</b>	<b>FY 2007/08 Actual</b>	<b>FY 2008/09 Adopted</b>	<b>FY 2008/09 Amended</b>	<b>FY 2009/10 Adopted</b>
Personal Services	4,832,738	4,428,248	4,428,248	3,962,084
Operating Expenditures	552,229	628,695	746,195	493,771
Internal Charges / Other	270,461	666,407	666,407	1,391,858
Capital Outlay	1,040,480	909,141	919,141	910,076
Grants & Aids	212,822	127,694	127,694	127,924
<b>Total Expenditures</b>	<b>6,908,730</b>	<b>6,760,185</b>	<b>6,887,685</b>	<b>6,885,713</b>

<b>Source of Funding</b>	<b>FY 2007/08 Actual</b>	<b>FY 2008/09 Adopted</b>	<b>FY 2008/09 Amended</b>	<b>FY 2009/10 Adopted</b>
General Fund	6,683,480	6,540,867	6,540,867	6,674,110
Library-Impact Fee	57,522	134,566	134,566	100,000
Libraries - Designated	167,728	84,752	212,252	111,603
<b>Total Funding</b>	<b>6,908,730</b>	<b>6,760,185</b>	<b>6,887,685</b>	<b>6,885,713</b>

<b>Staffing Summary</b>	<b>FY 2007/08 Actual</b>	<b>FY 2008/09 Adopted</b>	<b>FY 2008/09 Amended</b>	<b>Adopted FY 2009/10</b>
Full-Time	69.00	59.00	59.00	53.00
Part-Time	30.60	24.00	24.00	17.00
<b>Total Permanent FTE</b>	<b>99.60</b>	<b>83.00</b>	<b>83.00</b>	<b>70.00</b>
<b>Total FTE</b>	<b>99.60</b>	<b>83.00</b>	<b>83.00</b>	<b>70.00</b>



## Library Services

<u>Account Description</u>	<u>FY 2008/09 Adopted</u>	<u>FY 2008/09 Amended</u>	<u>FY 2009/10 Adopted</u>
<b>Personal Services</b>			
510120 Full-time Regular Salaries	2,790,113	2,790,113	2,536,476
510125 Part-time Regular Wages	589,155	589,155	497,722
510150 Special Pay	3,756	3,756	3,756
510210 Social Security Matching	258,806	258,806	232,120
510220 Retirement Contributions	336,819	336,819	286,066
510230 Health And Life Insurance	433,016	433,016	397,646
510240 Workers Compensation	<u>16,583</u>	<u>16,583</u>	<u>8,298</u>
Total Personal Services	<u>4,428,248</u>	<u>4,428,248</u>	<u>3,962,084</u>
<b>Operating Expenditures</b>			
530310 Professional Services	33,225	48,225	945
530340 Contracted Services	115,665	126,345	97,510
530400 Travel And Per Diem	8,970	8,970	1,000
530440 Rental And Leases	282,714	282,714	267,915
530460 Repairs And Maintenance	7,614	42,614	13,656
530470 Printing And Binding	9,896	12,596	4,850
530490 Other Charges/Obligations	1,615	1,615	-
530499 Other Chgs/Ob-Contingency	61,752	40,271	49,252
530510 Office Supplies	24,753	24,753	8,875
530520 Operating Supplies	80,123	96,743	49,768
530521 Operating Supplies - Equipment	-	58,981	-
530540 Books, Dues Publications	<u>2,368</u>	<u>2,368</u>	<u>-</u>
Total Operating Expenditures	<u>628,695</u>	<u>746,195</u>	<u>493,771</u>
<b>Internal Charges / Other</b>			
540101 Other Charges / Obligations - Internal	447,407	447,407	1,216,408
540201 Insurance	<u>219,000</u>	<u>219,000</u>	<u>175,450</u>
Total Internal Charges / Other	<u>666,407</u>	<u>666,407</u>	<u>1,391,858</u>
<b>Capital Outlay</b>			
560642 Equipment >\$4999	7,000	7,000	-
560660 Library Books & Materials	<u>902,141</u>	<u>912,141</u>	<u>910,076</u>
Total Capital Outlay	<u>909,141</u>	<u>919,141</u>	<u>910,076</u>
<b>Grants &amp; Aids</b>			
580821 Aid To Private Organizations	<u>127,694</u>	<u>127,694</u>	<u>127,924</u>
Total Grants & Aids	<u>127,694</u>	<u>127,694</u>	<u>127,924</u>
<b>Other Uses</b>			
Total Expenditures	<u>6,760,185</u>	<u>6,887,685</u>	<u>6,885,713</u>



## Library Services

### Library Services Business Office

#### Program Message

The Business Office Program's ultimate purpose is to ensure the delivery of high quality library service to the citizens of Seminole County. This program focuses on providing leadership and direction for the Library Services Department by providing the following:

#### \*Management Oversight/Personnel

- > Information and public service assistance for approximately 1M visitors a year
- > Management of 71 Full-time and Part-time Positions at five (5) locations
- > Library renovation projects
- > Research and implementation of more efficient library operation models
- > Liaison with Friends of Library
- > Liaison with various County Administrative Departments
- > Management of National Arts Program and Art in Public Places

#### \*Financial/Fiscal Service

- > Oversight of \$6 million budget
- > Procurement activities
- > New/increased revenue funding pursuit
- > Statistical information on library operations
- > Management of operational supplies needed to conduct library business

#### RECENT ACCOMPLISHMENTS

- > Implemented new library automation program to replace outdated and near end-of-life system
- > Implemented print management system for more efficient collection of revenue for internet and copier printing
- > Implemented computer registration system for more efficient use of Public Access Computers
- > Renovation of North Branch Library to add more space for public usage
- > Streamlining delivery of story programs for youth
- > Streamlining circulation of books and materials
  - Expanding duties of cross training Librarians and Clerks
  - Implementation of a floating library collection
  - Implementation of a One Stop Service Desk in order to efficiently run library services with less staff

#### OBJECTIVES:

- \* Ensure that every patron's interaction with the library is significant and favorable
- \* Research and implement more efficient library operation models
- \* Provide conservative fiscal management of department programs

The following pages reflect the FY 2009/10 Budget Request. The FY 2008/09 Budget and FY 07/08 Actual are reported at the back of the section due to budget changes related to programmatic budgeting.



## Library Services

### Library Services Business Office

<b>Expenditures</b>	<b>FY 2007/08 Actual</b>	<b>FY 2008/09 Adopted</b>	<b>FY 2008/09 Amended</b>	<b>FY 2009/10 Adopted</b>
Personal Services	-	247,229	247,229	463,137
Operating Expenditures	-	8,892	8,892	56,964
Internal Charges / Other	-	78,584	78,584	114,357
Grants & Aids	-	127,694	127,694	127,924
<b>Total Expenditures</b>	<b>-</b>	<b>462,399</b>	<b>462,399</b>	<b>762,382</b>

<b>Source of Funding</b>	<b>FY 2007/08 Actual</b>	<b>FY 2008/09 Adopted</b>	<b>FY 2008/09 Amended</b>	<b>FY 2009/10 Adopted</b>
General Fund	-	462,399	462,399	762,382
<b>Total Funding</b>	<b>-</b>	<b>462,399</b>	<b>462,399</b>	<b>762,382</b>

<b>Staffing Summary</b>	<b>FY 2007/08 Actual</b>	<b>FY 2008/09 Adopted</b>	<b>FY 2008/09 Amended</b>	<b>Adopted FY 2009/10</b>
Full-Time	-	3.00	3.00	6.50
Part-Time	-	-	-	-
<b>Total Permanent FTE</b>	<b>-</b>	<b>3.00</b>	<b>3.00</b>	<b>6.50</b>
<b>Total FTE</b>	<b>-</b>	<b>3.00</b>	<b>3.00</b>	<b>6.50</b>



## Library Services

### Library Services Business Office

Account Description	FY 2008/09 Adopted	FY 2008/09 Amended	FY 2009/10 Adopted
<b>Personal Services</b>			
510120 Full-time Regular Salaries	187,225	187,225	350,959
510150 Special Pay	3,756	3,756	3,756
510210 Social Security Matching	14,610	14,610	26,850
510220 Retirement Contributions	21,893	21,893	38,488
510230 Health And Life Insurance	18,808	18,808	42,137
510240 Workers Compensation	937	937	947
Total Personal Services	<u>247,229</u>	<u>247,229</u>	<u>463,137</u>
<b>Operating Expenditures</b>			
530340 Contracted Services	2,724	2,724	52,653
530400 Travel And Per Diem	333	333	80
530460 Repairs And Maintenance	-	-	300
530510 Office Supplies	1,709	1,709	931
530520 Operating Supplies	1,758	1,758	3,000
530540 Books, Dues Publications	2,368	2,368	-
Total Operating Expenditures	<u>8,892</u>	<u>8,892</u>	<u>56,964</u>
<b>Internal Charges / Other</b>			
540101 Other Charges / Obligations - Internal	78,584	78,584	114,357
Total Internal Charges / Other	<u>78,584</u>	<u>78,584</u>	<u>114,357</u>
<b>Grants &amp; Aids</b>			
580821 Aid To Private Organizations	127,694	127,694	127,924
Total Grants & Aids	<u>127,694</u>	<u>127,694</u>	<u>127,924</u>
Total Expenditures	<u><u>462,399</u></u>	<u><u>462,399</u></u>	<u><u>762,382</u></u>



## Library Services

### Central Branch Library

#### Program Message

The Central Library Branch is the largest of the five (5) libraries operated by Seminole County.

Location: In Casselberry (District 2-McLean) at 215 N. Oxford Road

Hours: Monday through Thursday 9:00am to 8:00pm  
Saturday 9:00am to 5:00pm  
Sunday 1:00pm to 5:00pm  
Closed Friday

The Central Library Branch is heavily used as seen by the following statistics:

- \*\*\* 970,937 library books/materials were checked out of this branch during FY 07/08
- \*\*\* 341,684 requests for information from patrons at this branch during FY 07/08
- \*\*\* 284,734 visits by patrons during FY 07/08
- \*\*\* 82,924 library cards registered at this branch as of 9/30/08

All Seminole County Library Branches provide assistance in obtaining needed informational and recreational material, as well as providing the following for our patrons:

- \*\*\* Social assistance with job searches and government aid applications
- \*\*\* Computer information literacy
- \*\*\* Community Meeting Rooms
- \*\*\* Computers for public use (equipped with Word, Excel, PowerPoint and connection to web)
- \*\*\* Research materials for continuing education
- \*\*\* Reading materials for recreational purposes
- \*\*\* Children's Services (see Youth Services Program section)
- \*\*\* Copiers for public use (at a nominal charge)
- \*\*\* Mail service for those physically unable to travel to a library

The Library Services Department's focus is to improve Seminole County Citizens' quality of life. Through the provision of neighborhood libraries citizens' lifelong learning needs are met, and gathering places are provided for community meetings and programs. Seminole County's Library Services' goal is to assist with expanding minds, empowering individuals and providing accessibility for all citizens, including those who would otherwise not have access to the World Wide Web.

The Seminole County Library Department's goal is to ensure that every patron has a positive experience with the library. Due to budget cutbacks customer service will not be as responsive as in the past.

A survey conducted by a private company reported that Seminole County's Library Services are rated very high. Of the 400 people surveyed, 79.5% responded they had used one of the Seminole County Libraries, and gave the library a rating of 8 for satisfaction and 9 for importance (out of a scale of 1 to 10).

The following pages reflect the FY 2009/10 Budget Request. The majority of FY 2008/09 Budget and FY 07/08 Actual are reported at the back of the section due to budget changes related to programmic budgeting.





## Library Services

### Central Branch Library

<b>Expenditures</b>	<b>FY 2007/08 Actual</b>	<b>FY 2008/09 Adopted</b>	<b>FY 2008/09 Amended</b>	<b>FY 2009/10 Adopted</b>
Personal Services	-	-	-	1,030,208
Operating Expenditures	25,955	62,252	179,752	216,789
Internal Charges / Other	-	6,000	6,000	325,679
Capital Outlay	199,295	151,066	161,066	402,692
<b>Total Expenditures</b>	<b>225,250</b>	<b>219,318</b>	<b>346,818</b>	<b>1,975,368</b>

<b>Source of Funding</b>	<b>FY 2007/08 Actual</b>	<b>FY 2008/09 Adopted</b>	<b>FY 2008/09 Amended</b>	<b>FY 2009/10 Adopted</b>
General Fund	-	-	-	1,763,765
Library-Impact Fee	57,522	134,566	134,566	100,000
Libraries - Designated	167,728	84,752	212,252	111,603
<b>Total Funding</b>	<b>225,250</b>	<b>219,318</b>	<b>346,818</b>	<b>1,975,368</b>

<b>Staffing Summary</b>	<b>FY 2007/08 Actual</b>	<b>FY 2008/09 Adopted</b>	<b>FY 2008/09 Amended</b>	<b>Adopted FY 2009/10</b>
Full-Time	-	-	-	15.00
Part-Time	-	-	-	3.50
<b>Total Permanent FTE</b>	<b>-</b>	<b>-</b>	<b>-</b>	<b>18.50</b>
<b>Total FTE</b>	<b>-</b>	<b>-</b>	<b>-</b>	<b>18.50</b>



## Library Services

### Central Branch Library

Account Description	FY 2008/09 Adopted	FY 2008/09 Amended	FY 2009/10 Adopted
<b>Personal Services</b>			
510120 Full-time Regular Salaries	-	-	683,695
510125 Part-time Regular Wages	-	-	95,170
510210 Social Security Matching	-	-	59,583
510220 Retirement Contributions	-	-	72,945
510230 Health And Life Insurance	-	-	116,709
510240 Workers Compensation	-	-	2,106
Total Personal Services	-	-	1,030,208
<b>Operating Expenditures</b>			
530310 Professional Services	-	15,000	945
530340 Contracted Services	-	10,680	8,602
530400 Travel And Per Diem	-	-	200
530440 Rental And Leases	-	-	132,188
530460 Repairs And Maintenance	-	35,000	12,006
530470 Printing And Binding	-	2,700	1,746
530490 Other Charges/Obligations	500	500	-
530499 Other Chgs/Ob-Contingency	61,752	40,271	49,252
530510 Office Supplies	-	-	2,375
530520 Operating Supplies	-	16,620	9,475
530521 Operating Supplies - Equipment	-	58,981	-
Total Operating Expenditures	62,252	179,752	216,789
<b>Internal Charges / Other</b>			
540101 Other Charges / Obligations - Internal	6,000	6,000	290,589
540201 Insurance	-	-	35,090
Total Internal Charges / Other	6,000	6,000	325,679
<b>Capital Outlay</b>			
560642 Equipment >\$4999	7,000	7,000	-
560660 Library Books & Materials	144,066	154,066	402,692
Total Capital Outlay	151,066	161,066	402,692
<b>Other Uses</b>			
Total Expenditures	219,318	346,818	1,975,368



## Library Services East Branch Library

### Program Message

The East Library Branch is one of the five (5) libraries operated by Seminole County.

Location: In Oviedo (District 1-Dallari) at 310 Division Street

Hours: Monday through Thursday 9:00am to 8:00pm  
Saturday 9:00am to 5:00pm  
Sunday 1:00pm to 5:00pm  
Closed Friday

The East Library Branch is heavily used as seen by the following statistics:

- \*\*\* 565,451 library books/materials were checked out of this branch during FY 07/08
- \*\*\* 124,495 requests for information from patrons at this branch during FY 07/08
- \*\*\* 222,005 visits by patrons during FY 07/08
- \*\*\* 47,634 library cards registered at this branch as of 9/30/08

All Seminole County Library Branches provide assistance in obtaining needed informational and recreational material, as well as providing the following for our patrons:

- \*\*\* Social assistance with job searches and government aid applications
- \*\*\* Computer information literacy
- \*\*\* Community Meeting Rooms
- \*\*\* Computers for public use (equipped with Word, Excel, PowerPoint and connection to web)
- \*\*\* Research materials for continuing education
- \*\*\* Reading materials for recreational purposes
- \*\*\* Children's Services (see Youth Services Program section)
- \*\*\* Copiers for public use (at a nominal charge)
- \*\*\* Mail service for those physically unable to travel to a library

The Library Services Department's focus is to improve Seminole County Citizens' quality of life. Through the provision of neighborhood libraries citizens' lifelong learning needs are met, and gathering places are provided for community meetings and programs. Seminole County's Library Services' goal is to assist with expanding minds, empowering individuals and providing accessibility for all citizens, including those who would otherwise not have access to the World Wide Web.

The Seminole County Library Department's goal is to ensure that every patron has a positive experience with the library. Due to budget cutbacks customer service will not be as responsive as in the past.

A survey conducted by a private company reported that Seminole County's Library Services are rated very high. Of the 400 people surveyed, 79.5% responded they had used one of the Seminole County Libraries, and gave the library a rating of 8 for satisfaction and 9 for importance (out of a scale of 1 to 10).

The following pages reflect the FY 2009/10 Budget Request. The FY 2008/09 Budget and FY 07/08 Actual are reported at the back of the section due to budget changes related to programmatic budgeting.



## Library Services

### East Branch Library

<b>Expenditures</b>	<b>FY 2007/08 Actual</b>	<b>FY 2008/09 Adopted</b>	<b>FY 2008/09 Amended</b>	<b>FY 2009/10 Adopted</b>
Personal Services	-	-	-	590,972
Operating Expenditures	-	-	-	47,969
Internal Charges / Other	-	-	-	207,280
Capital Outlay	-	-	-	126,346
<b>Total Expenditures</b>	<b>-</b>	<b>-</b>	<b>-</b>	<b>972,567</b>

<b>Source of Funding</b>	<b>FY 2007/08 Actual</b>	<b>FY 2008/09 Adopted</b>	<b>FY 2008/09 Amended</b>	<b>FY 2009/10 Adopted</b>
General Fund	-	-	-	972,567
<b>Total Funding</b>	<b>-</b>	<b>-</b>	<b>-</b>	<b>972,567</b>

<b>Staffing Summary</b>	<b>FY 2007/08 Actual</b>	<b>FY 2008/09 Adopted</b>	<b>FY 2008/09 Amended</b>	<b>Adopted FY 2009/10</b>
Full-Time	-	-	-	7.00
Part-Time	-	-	-	4.50
<b>Total Permanent FTE</b>	<b>-</b>	<b>-</b>	<b>-</b>	<b>11.50</b>
<b>Total FTE</b>	<b>-</b>	<b>-</b>	<b>-</b>	<b>11.50</b>



## Library Services

### East Branch Library

Account Description	FY 2008/09 Adopted	FY 2008/09 Amended	FY 2009/10 Adopted
<b>Personal Services</b>			
510120 Full-time Regular Salaries	-	-	339,093
510125 Part-time Regular Wages	-	-	116,022
510210 Social Security Matching	-	-	34,818
510220 Retirement Contributions	-	-	40,030
510230 Health And Life Insurance	-	-	59,780
510240 Workers Compensation	-	-	1,229
Total Personal Services	-	-	590,972
<b>Operating Expenditures</b>			
530340 Contracted Services	-	-	4,301
530400 Travel And Per Diem	-	-	160
530440 Rental And Leases	-	-	33,932
530460 Repairs And Maintenance	-	-	300
530470 Printing And Binding	-	-	776
530510 Office Supplies	-	-	1,500
530520 Operating Supplies	-	-	7,000
Total Operating Expenditures	-	-	47,969
<b>Internal Charges / Other</b>			
540101 Other Charges / Obligations - Internal	-	-	172,190
540201 Insurance	-	-	35,090
Total Internal Charges / Other	-	-	207,280
<b>Capital Outlay</b>			
560660 Library Books & Materials	-	-	126,346
Total Capital Outlay	-	-	126,346
Total Expenditures	-	-	972,567



## Library Services North Branch Library

### Program Message

The North Library Branch is the one of the five (5) libraries operated by Seminole County.

Location: In Sanford (District 5-Carey) at 150 N. Palmetto Avenue

Hours: Monday through Thursday 9:00am to 8:00pm  
Saturday 9:00am to 5:00pm  
Sunday 1:00pm to 5:00pm  
Closed Friday

The North Library Branch is heavily used as seen by the following statistics:

- \*\*\* 234,528 library books/materials were checked out of this branch during FY 07/08
- \*\*\* 119,323 requests for information from patrons at this branch during FY 07/08
- \*\*\* 193,341 visits by patrons during FY 07/08
- \*\*\* 31,145 library cards registered at this branch as of 9/30/08

All Seminole County Library Branches provide assistance in obtaining needed informational and recreational material, as well as providing the following for our patrons:

- \*\*\* Social assistance with job searches and government aid applications
- \*\*\* Computer information literacy
- \*\*\* Community Meeting Rooms
- \*\*\* Computers for public use (equipped with Word, Excel, PowerPoint and connection to web)
- \*\*\* Research materials for continuing education
- \*\*\* Reading materials for recreational purposes
- \*\*\* Children's Services (see Youth Services Program section)
- \*\*\* Copiers for public use (at a nominal charge)
- \*\*\* Mail service for those physically unable to travel to a library

The Library Services Department's focus is to improve Seminole County Citizens' quality of life. Through the provision of neighborhood libraries citizens' lifelong learning needs are met, and gathering places are provided for community meetings and programs. Seminole County's Library Services' goal is to assist with expanding minds, empowering individuals and providing accessibility for all citizens, including those who would otherwise not have access to the World Wide Web.

The Seminole County Library Department's goal is to ensure that every patron has a positive experience with the library. Due to budget cutbacks customer service will not be as responsive as in the past.

A survey conducted by a private company reported that Seminole County's Library Services are rated very high. Of the 400 people surveyed, 79.5% responded they had used one of the Seminole County Libraries, and gave the library a rating of 8 for satisfaction and 9 for importance (out of a scale of 1 to 10).

The following pages reflect the FY 2009/10 Budget Request. The FY 2008/09 Budget and FY 07/08 Actual are reported at the back of the section due to budget changes related to programmatic budgeting.



## Library Services

### North Branch Library

<b>Expenditures</b>	<b>FY 2007/08 Actual</b>	<b>FY 2008/09 Adopted</b>	<b>FY 2008/09 Amended</b>	<b>FY 2009/10 Adopted</b>
Personal Services	-	-	-	536,852
Operating Expenditures	-	-	-	38,569
Internal Charges / Other	-	-	-	181,804
Capital Outlay	-	-	-	128,346
<b>Total Expenditures</b>	<b>-</b>	<b>-</b>	<b>-</b>	<b>885,571</b>

<b>Source of Funding</b>	<b>FY 2007/08 Actual</b>	<b>FY 2008/09 Adopted</b>	<b>FY 2008/09 Amended</b>	<b>FY 2009/10 Adopted</b>
General Fund	-	-	-	885,571
<b>Total Funding</b>	<b>-</b>	<b>-</b>	<b>-</b>	<b>885,571</b>

<b>Staffing Summary</b>	<b>FY 2007/08 Actual</b>	<b>FY 2008/09 Adopted</b>	<b>FY 2008/09 Amended</b>	<b>Adopted FY 2009/10</b>
Full-Time	-	-	-	7.00
Part-Time	-	-	-	3.00
<b>Total Permanent FTE</b>	<b>-</b>	<b>-</b>	<b>-</b>	<b>10.00</b>
<b>Total FTE</b>	<b>-</b>	<b>-</b>	<b>-</b>	<b>10.00</b>



## Library Services

### North Branch Library

Account Description	FY 2008/09 Adopted	FY 2008/09 Amended	FY 2009/10 Adopted
<b>Personal Services</b>			
510120 Full-time Regular Salaries	-	-	325,499
510125 Part-time Regular Wages	-	-	97,936
510210 Social Security Matching	-	-	32,393
510220 Retirement Contributions	-	-	35,550
510230 Health And Life Insurance	-	-	44,332
510240 Workers Compensation	-	-	1,142
Total Personal Services	-	-	536,852
<b>Operating Expenditures</b>			
530340 Contracted Services	-	-	4,301
530400 Travel And Per Diem	-	-	160
530440 Rental And Leases	-	-	24,665
530460 Repairs And Maintenance	-	-	300
530470 Printing And Binding	-	-	776
530510 Office Supplies	-	-	1,131
530520 Operating Supplies	-	-	7,236
Total Operating Expenditures	-	-	38,569
<b>Internal Charges / Other</b>			
540101 Other Charges / Obligations - Internal	-	-	146,714
540201 Insurance	-	-	35,090
Total Internal Charges / Other	-	-	181,804
<b>Capital Outlay</b>			
560660 Library Books & Materials	-	-	128,346
Total Capital Outlay	-	-	128,346
Total Expenditures	-	-	885,571





## Library Services Northwest Branch Library

### Program Message

The Northwest Library Branch is one of the five (5) libraries operated by Seminole County.

Location: In Lake Mary (District 4-Henley) at 580 Greenway Blvd

Hours: Monday through Thursday 9:00am to 8:00pm  
Saturday 9:00am to 5:00pm  
Sunday 1:00pm to 5:00pm  
Closed Friday

The Northwest Library Branch is heavily used as seen by the following statistics:

- \*\*\* 543,557 library books/materials were checked out of this branch during FY 07/08
- \*\*\* 290,908 requests for information from patrons at this branch during FY 07/08
- \*\*\* 253,507 visits by patrons during FY 07/08
- \*\*\* 47,440 library cards registered at this branch as of 9/30/08

All Seminole County Library Branches provide assistance in obtaining needed informational and recreational material, as well as providing the following for our patrons:

- \*\*\* Social assistance with job searches and government aid applications
- \*\*\* Computer information literacy
- \*\*\* Community Meeting Rooms
- \*\*\* Computers for public use (equipped with Word, Excel, PowerPoint and connection to web)
- \*\*\* Research materials for continuing education
- \*\*\* Reading materials for recreational purposes
- \*\*\* Children's Services (see Youth Services Program section)
- \*\*\* Copiers for public use (at a nominal charge)
- \*\*\* Mail service for those physically unable to travel to a library

The Library Services Department's focus is to improve Seminole County Citizens' quality of life. Through the provision of neighborhood libraries citizens' lifelong learning needs are met, and gathering places are provided for community meetings and programs. Seminole County's Library Services' goal is to assist with expanding minds, empowering individuals and providing accessibility for all citizens, including those who would otherwise not have access to the World Wide Web.

The Seminole County Library Department's goal is to ensure that every patron has a positive experience with the library. Due to budget cutbacks customer service will not be as responsive as in the past.

A survey conducted by a private company reported that Seminole County's Library Services are rated very high. Of the 400 people surveyed, 79.5% responded they had used one of the Seminole County Libraries, and gave the library a rating of 8 for satisfaction and 9 for importance (out of a scale of 1 to 10).

The following pages reflect the FY 2009/10 Budget Request. The FY 2008/09 Budget and FY 07/08 Actual are reported at the back of the section due to budget changes related to programmatic budgeting.



## Library Services

### Northwest Branch Library

<b>Expenditures</b>	<b>FY 2007/08</b>	<b>FY 2008/09</b>	<b>FY 2008/09</b>	<b>FY 2009/10</b>
	<b>Actual</b>	<b>Adopted</b>	<b>Amended</b>	<b>Adopted</b>
Personal Services	-	-	-	528,711
Operating Expenditures	-	-	-	62,580
Internal Charges / Other	-	-	-	220,753
Capital Outlay	-	-	-	126,346
<b>Total Expenditures</b>	-	-	-	<b>938,390</b>

<b>Source of Funding</b>	<b>FY 2007/08</b>	<b>FY 2008/09</b>	<b>FY 2008/09</b>	<b>FY 2009/10</b>
	<b>Actual</b>	<b>Adopted</b>	<b>Amended</b>	<b>Adopted</b>
General Fund	-	-	-	938,390
<b>Total Funding</b>	-	-	-	<b>938,390</b>

<b>Staffing Summary</b>	<b>FY 2007/08</b>	<b>FY 2008/09</b>	<b>FY 2008/09</b>	<b>Adopted</b>
	<b>Actual</b>	<b>Adopted</b>	<b>Amended</b>	<b>FY 2009/10</b>
Full-Time	-	-	-	7.00
Part-Time	-	-	-	2.50
<b>Total Permanent FTE</b>	-	-	-	<b>9.50</b>
<b>Total FTE</b>	-	-	-	<b>9.50</b>



## Library Services

### Northwest Branch Library

Account Description	FY 2008/09 Adopted	FY 2008/09 Amended	FY 2009/10 Adopted
<b>Personal Services</b>			
510120 Full-time Regular Salaries	-	-	324,979
510125 Part-time Regular Wages	-	-	80,954
510210 Social Security Matching	-	-	31,052
510220 Retirement Contributions	-	-	41,636
510230 Health And Life Insurance	-	-	48,942
510240 Workers Compensation	-	-	1,148
Total Personal Services	-	-	528,711
<b>Operating Expenditures</b>			
530340 Contracted Services	-	-	19,051
530400 Travel And Per Diem	-	-	160
530440 Rental And Leases	-	-	33,932
530460 Repairs And Maintenance	-	-	300
530470 Printing And Binding	-	-	776
530510 Office Supplies	-	-	1,125
530520 Operating Supplies	-	-	7,236
Total Operating Expenditures	-	-	62,580
<b>Internal Charges / Other</b>			
540101 Other Charges / Obligations - Internal	-	-	185,663
540201 Insurance	-	-	35,090
Total Internal Charges / Other	-	-	220,753
<b>Capital Outlay</b>			
560660 Library Books & Materials	-	-	126,346
Total Capital Outlay	-	-	126,346
Total Expenditures	-	-	938,390



## Library Services West Branch Library

### Program Message

The West Library Branch is one of the five (5) libraries operated by Seminole County.

Location: In Longwood (District 3-Van Der Weide) at 245 N. Hunt Club Blvd.

Hours: Monday through Thursday 9:00am to 8:00pm  
Saturday 9:00am to 5:00pm  
Sunday 1:00pm to 5:00pm  
Closed Friday

The West Library Branch is heavily used as seen by the following statistics:

- \*\*\* 393,729 library books/materials were checked out of this branch during FY 07/08
- \*\*\* 188,465 requests for information from patrons at this branch during FY 07/08
- \*\*\* 214,384 visits by patrons during FY 07/08
- \*\*\* 36,233 library cards registered at this branch as of 9/30/08

All Seminole County Library Branches provide assistance in obtaining needed informational and recreational material, as well as providing the following for our patrons:

- \*\*\* Social assistance with job searches and government aid applications
- \*\*\* Computer information literacy
- \*\*\* Community Meeting Rooms
- \*\*\* Computers for public use (equipped with Word, Excel, PowerPoint and connection to web)
- \*\*\* Research materials for continuing education
- \*\*\* Reading materials for recreational purposes
- \*\*\* Children's Services (see Youth Services Program section)
- \*\*\* Copiers for public use (at a nominal charge)
- \*\*\* Mail service for those physically unable to travel to a library

The Library Services Department's focus is to improve Seminole County Citizens' quality of life. Through the provision of neighborhood libraries citizens' lifelong learning needs are met, and gathering places are provided for community meetings and programs. Seminole County's Library Services' goal is to assist with expanding minds, empowering individuals and providing accessibility for all citizens, including those who would otherwise not have access to the World Wide Web.

The Seminole County Library Department's goal is to ensure that every patron has a positive experience with the library. Due to budget cutbacks customer service will not be as responsive as in the past.

A survey conducted by a private company reported that Seminole County's Library Services are rated very high. Of the 400 people surveyed, 79.5% responded they had used one of the Seminole County Libraries, and gave the library a rating of 8 for satisfaction and 9 for importance (out of a scale of 1 to 10).

The following pages reflect the FY 2009/10 Budget Request. The FY 2008/09 Budget and FY 07/08 Actual are reported at the back of the section due to budget changes related to programmatic budgeting.



## Library Services

### West Branch Library

<b>Expenditures</b>	<b>FY 2007/08</b>	<b>FY 2008/09</b>	<b>FY 2008/09</b>	<b>FY 2009/10</b>
	<b>Actual</b>	<b>Adopted</b>	<b>Amended</b>	<b>Adopted</b>
Personal Services	-	-	-	526,065
Operating Expenditures	-	-	-	57,213
Internal Charges / Other	-	-	-	220,594
Capital Outlay	-	-	-	126,346
<b>Total Expenditures</b>	-	-	-	<b>930,218</b>

<b>Source of Funding</b>	<b>FY 2007/08</b>	<b>FY 2008/09</b>	<b>FY 2008/09</b>	<b>FY 2009/10</b>
	<b>Actual</b>	<b>Adopted</b>	<b>Amended</b>	<b>Adopted</b>
General Fund	-	-	-	930,218
<b>Total Funding</b>	-	-	-	<b>930,218</b>

<b>Staffing Summary</b>	<b>FY 2007/08</b>	<b>FY 2008/09</b>	<b>FY 2008/09</b>	<b>Adopted</b>
	<b>Actual</b>	<b>Adopted</b>	<b>Amended</b>	<b>FY 2009/10</b>
Full-Time	-	-	-	6.50
Part-Time	-	-	-	3.25
<b>Total Permanent FTE</b>	-	-	-	<b>9.75</b>
<b>Total FTE</b>	-	-	-	<b>9.75</b>



## Library Services

### West Branch Library

Account Description	FY 2008/09 Adopted	FY 2008/09 Amended	FY 2009/10 Adopted
<b>Personal Services</b>			
510120 Full-time Regular Salaries	-	-	308,931
510125 Part-time Regular Wages	-	-	94,401
510210 Social Security Matching	-	-	30,856
510220 Retirement Contributions	-	-	36,086
510230 Health And Life Insurance	-	-	54,702
510240 Workers Compensation	-	-	1,089
Total Personal Services	-	-	526,065
<b>Operating Expenditures</b>			
530340 Contracted Services	-	-	4,301
530400 Travel And Per Diem	-	-	160
530440 Rental And Leases	-	-	43,198
530460 Repairs And Maintenance	-	-	300
530470 Printing And Binding	-	-	776
530510 Office Supplies	-	-	1,157
530520 Operating Supplies	-	-	7,321
Total Operating Expenditures	-	-	57,213
<b>Internal Charges / Other</b>			
540101 Other Charges / Obligations - Internal	-	-	185,504
540201 Insurance	-	-	35,090
Total Internal Charges / Other	-	-	220,594
<b>Capital Outlay</b>			
560660 Library Books & Materials	-	-	126,346
Total Capital Outlay	-	-	126,346
Total Expenditures	-	-	930,218



## Library Services

### Youth Services

#### Program Message

The Seminole County Youth Services Program has excels at enabling the youth of Seminole County to grow intellectually, in a fun and safe environment. The library was ranked first in the State for attendance at our youth programs, up until funding shortages resulted in the elimination of two (2) positions dedicated to youth programs.

#### ACCOMPLISHMENTS

- \*\*\* National Award for our Kid's Webpage and Teen Webpage on our website
- \*\*\* Seminole County Public Schools Award for Summer Reading Program
- \*\*\* 105,612 children attended one of the 3,050 sessions provided in FY 07/08
- \*\*\* 250,438 hits to our KidsPage and 7,672 to TeenPage on our website in FY 07/08
- \*\*\* 2,426 of kindergartens that applied for a library card this year

#### SERVICES

##### \*\*\* Instruction in Pre Reading Skills

Trained library professionals provide a fun and interactive environment, whereby children learn the 6 pre literacy skills in a way that stimulates the child's brain, increases attention span, and promotes self-esteem. Librarians reinforce concepts children must know before entering kindergarten and teach pre-reading narrative skills. Children develop a love of books and become life-long library users.

##### \*\*\* Development of parent's skills in literacy/reading training

Parents learn how to incorporate literacy skills by what we model . We assist them in selecting age and developmentally appropriate books that their children will enjoy.

##### \*\*\* Literacy training through outreach into community

Programs are offered in 4C daycares and in HeadStart classes, providing instruction in pre-literacy skills and motivating children who are the most at risk.

##### \*\*\* Professionally reviewed Websites for children

The Library's National Award winning Web pages for children have information that children use to get answers and do school projects.

##### \*\*\* Library Cards for Kindergarteners

Youth Services Librarians contact every kindergartener in order to give every parent a chance to know what we offer.

##### \*\*\* Reading assistance during the summer

The provision of literacy skills during the summer to keeps children's reading skills intact and to assist those that have fallen behind. Other group's summer reading program are not literacy based.

##### \*\*\* Homework assistance

Librarians assist by advising which resources would be best (out of the multitudes of information available).



## Library Services

### Youth Services

<b>Expenditures</b>	<b>FY 2007/08 Actual</b>	<b>FY 2008/09 Adopted</b>	<b>FY 2008/09 Amended</b>	<b>FY 2009/10 Adopted</b>
Personal Services	-	411,870	363,798	286,139
Operating Expenditures	-	30,704	30,704	13,687
Internal Charges / Other	-	144,899	144,899	22,290
<b>Total Expenditures</b>	-	<b>587,473</b>	<b>539,401</b>	<b>322,116</b>

<b>Source of Funding</b>	<b>FY 2007/08 Actual</b>	<b>FY 2008/09 Adopted</b>	<b>FY 2008/09 Amended</b>	<b>FY 2009/10 Adopted</b>
General Fund	-	587,473	539,401	322,116
<b>Total Funding</b>	-	<b>587,473</b>	<b>539,401</b>	<b>322,116</b>

<b>Staffing Summary</b>	<b>FY 2007/08 Actual</b>	<b>FY 2008/09 Adopted</b>	<b>FY 2008/09 Amended</b>	<b>Adopted FY 2009/10</b>
Full-Time	-	5.50	5.50	4.00
Part-Time	-	0.25	0.25	0.25
<b>Total Permanent FTE</b>	-	<b>5.75</b>	<b>5.75</b>	<b>4.25</b>
<b>Total FTE</b>	-	<b>5.75</b>	<b>5.75</b>	<b>4.25</b>





## Library Services

### Youth Services

<u>Account Description</u>	<u>FY 2008/09 Adopted</u>	<u>FY 2008/09 Amended</u>	<u>FY 2009/10 Adopted</u>
<b>Personal Services</b>			
510120 Full-time Regular Salaries	297,791	261,103	203,320
510125 Part-time Regular Wages	12,491	12,491	13,239
510210 Social Security Matching	23,739	20,932	16,568
510220 Retirement Contributions	30,565	26,951	21,331
510230 Health And Life Insurance	45,761	40,978	31,044
510240 Workers Compensation	1,523	1,343	637
Total Personal Services	<u>411,870</u>	<u>363,798</u>	<u>286,139</u>
<b>Operating Expenditures</b>			
530340 Contracted Services	12,002	12,002	4,301
530400 Travel And Per Diem	1,322	1,322	80
530440 Rental And Leases	6,614	6,614	-
530460 Repairs And Maintenance	-	-	150
530470 Printing And Binding	965	965	-
530510 Office Supplies	937	937	656
530520 Operating Supplies	8,864	8,864	8,500
Total Operating Expenditures	<u>30,704</u>	<u>30,704</u>	<u>13,687</u>
<b>Internal Charges / Other</b>			
540101 Other Charges / Obligations - Internal	71,899	71,899	22,290
540201 Insurance	73,000	73,000	-
Total Internal Charges / Other	<u>144,899</u>	<u>144,899</u>	<u>22,290</u>
Total Expenditures	<u>587,473</u>	<u>539,401</u>	<u>322,116</u>



## Library Services

### Library Department (Prior Years Only)

#### Program Message

The reporting format was changed for the preparation of the FY 09/10 Budget, in which the budget is split out between various programs . Consequently, the FY 08/09 Budget and prior year actual expenditures are reported separately in the following pages.



## Library Services

### Library Department (Prior Years Only)

<b>Expenditures</b>	<b>FY 2007/08 Actual</b>	<b>FY 2008/09 Adopted</b>	<b>FY 2008/09 Amended</b>	<b>FY 2009/10 Adopted</b>
Personal Services	4,832,738	3,769,149	3,817,221	-
Operating Expenditures	526,274	526,847	526,847	-
Internal Charges / Other	270,461	436,924	436,924	99,101
Capital Outlay	841,185	758,075	758,075	-
Grants & Aids	212,822	-	-	-
<b>Total Expenditures</b>	<b>6,683,480</b>	<b>5,490,995</b>	<b>5,539,067</b>	<b>99,101</b>

<b>Source of Funding</b>	<b>FY 2007/08 Actual</b>	<b>FY 2008/09 Adopted</b>	<b>FY 2008/09 Amended</b>	<b>FY 2009/10 Adopted</b>
General Fund	6,683,480	5,490,995	5,539,067	99,101
<b>Total Funding</b>	<b>6,683,480</b>	<b>5,490,995</b>	<b>5,539,067</b>	<b>99,101</b>

<b>Staffing Summary</b>	<b>FY 2007/08 Actual</b>	<b>FY 2008/09 Adopted</b>	<b>FY 2008/09 Amended</b>	<b>Adopted FY 2009/10</b>
Full-Time	69.00	50.50	50.50	-
Part-Time	30.60	23.75	23.75	-
<b>Total Permanent FTE</b>	<b>99.60</b>	<b>74.25</b>	<b>74.25</b>	<b>-</b>
<b>Total FTE</b>	<b>99.60</b>	<b>74.25</b>	<b>74.25</b>	<b>-</b>



## Library Services

### Library Department (Prior Years Only)

<u>Account Description</u>	<u>FY 2008/09 Adopted</u>	<u>FY 2008/09 Amended</u>	<u>FY 2009/10 Adopted</u>
<b>Personal Services</b>			
510120 Full-time Regular Salaries	2,305,097	2,341,785	-
510125 Part-time Regular Wages	576,664	576,664	-
510210 Social Security Matching	220,457	223,264	-
510220 Retirement Contributions	284,361	287,975	-
510230 Health And Life Insurance	368,447	373,230	-
510240 Workers Compensation	14,123	14,303	-
Total Personal Services	<u>3,769,149</u>	<u>3,817,221</u>	-
<b>Operating Expenditures</b>			
530310 Professional Services	33,225	33,225	-
530340 Contracted Services	100,939	100,939	-
530400 Travel And Per Diem	7,315	7,315	-
530440 Rental And Leases	276,100	276,100	-
530460 Repairs And Maintenance	7,614	7,614	-
530470 Printing And Binding	8,931	8,931	-
530490 Other Charges/Obligations	1,115	1,115	-
530510 Office Supplies	22,107	22,107	-
530520 Operating Supplies	69,501	69,501	-
Total Operating Expenditures	<u>526,847</u>	<u>526,847</u>	-
<b>Internal Charges / Other</b>			
540101 Other Charges / Obligations - Internal	290,924	290,924	99,101
540201 Insurance	146,000	146,000	-
Total Internal Charges / Other	<u>436,924</u>	<u>436,924</u>	<u>99,101</u>
<b>Capital Outlay</b>			
560660 Library Books & Materials	758,075	758,075	-
Total Capital Outlay	<u>758,075</u>	<u>758,075</u>	-
<b>Grants &amp; Aids</b>			
Total Expenditures	<u>5,490,995</u>	<u>5,539,067</u>	<u>99,101</u>



## Planning and Development

**Planning & Development Business Office**

**Tree Replacement Program**

**17-92 Community Redevelopment Agency**

**Comprehensive Planning Program**

**Current Planning Program**

**Mass Transit Program (LYNX)**

**Development Review Program**

**Building Program**



## Planning and Development

### Departmental Message

Seminole County Planning and Development Department continues to focus on promoting the quality of life within Seminole County by providing value added customer service. The Department's emphasis on providing quality customer service in an effective manner that mirrors the Department's mission and vision, offers opportunities for each of the Department's 65 employees, to meet the challenges faced by an active department whose functions are closely linked to the fluctuations of the economy and development trend.

The Business Office provides leadership and direction, management and financial oversight to the entire Department. This includes the County Concurrency and Impact Fee Program Management System. The School Concurrency Program implemented in 2007/08 will continue to be a focus in 2009/10. This Division continues to ensure the coordination with Seminole County Public Schools and that statutory requirements are being followed. The Business Office has completed the Cost of Service Study to determine whether County fees are in alignment with costs, as well as fees being charged in the local region. It is anticipated that this report will be presented to the Board of County Commissioners in 2009/10. The Departmental Strategic Plan is underway and will be completed this year under the leadership of the Director. In addition the Business Office staff is focusing on process improvements to provide more efficient service to our customers. One such improvement in 2009/10 will be the Customer Resource Center where the focus will be to add value to our customer service both internally and externally.

The focus of the Planning Division includes both Board of County Commissioners (BCC) directed initiatives and State requirements. The BCC directives include updates to the Land Development Code; planning and implementing the US 17-92 Community Redevelopment Authority (CRA) goals and supporting the implementation of the Central Florida Growth Vision ("How Shall We Grow?"). The Division initiated a study to determine how to foster job creation along SeminoleWay. In addition, the Division has overseen the efforts of the County to initiate Commuter Rail through meetings with the municipalities to plan jointly for commuter rail stations and surrounding land use patterns. The Planning staff worked jointly with LYNX to pursue a Service Development Grant for transit service along State Road 434 to occur in Fiscal Year 2008/09 providing matching funds, contingent upon available revenues. Also, staff has initiated work on another joint Service Development Grant with LYNX to increase the headway of public transit service within the 17-92 corridor in order to support the redevelopment efforts anticipated by the change in Future Land Use designation. Staff also completed the update of the County's Comprehensive Plan based on the findings of the 2006 Evaluation and Appraisal Report (EAR) as required by State Law. This required citizen input along with findings of the Seminole County Workforce Housing Task Force and special studies addressing new and modified land use designations. The Planning Division will focus on ensuring that the updated Land Development Code reflects the latest edition of the County Comprehensive Plan.

The Building Division continues to adjust to the change in the County's development patterns. In Fiscal Year 2007/08, the volume of permits issued and inspections performed decreased from the prior year. The volume of permits issued and inspections performed has continued to decrease in 2008/09, but appears to be leveling off. Effective March 1, 2009, the new Florida Building Code came into effect which has increased the number of inspections, types of inspections, and technical difficulty of inspections. Staff continues to manage increased plan review and inspection times due to new changes in the technical codes within the Florida Building Code. Renovations, re-roofs, and building system replacement permits, have continued to keep staff busy through the second quarter. Current economic indicators are predicting the economy to turn around late in the third quarter. In addition to this normal workload, staff steadily investigates an increasing number of un-permitted construction work complaints. Although the rate of these complaints has decreased somewhat, at the current rate the total complaints investigated through the end of this fiscal year should exceed 650 complaints that require specific allocation of staff resources.

The Development Review Division has been challenged to maintain the operational efficiency established in the previous year as a result of a transition in staffing and duties. In addition, the fluctuating economic climate has had an affect on development trends, specifically the type and number of projects and decisions being made relative to the development of these projects. A Central Intake process was implemented to improve the delivery of information to staff, allowing customers to come to one location for both Development Review and Planning rather than both. Development Review is actively participating in revising the County Engineering Manual and applicable sections of the Seminole County Land Development Code. The Division will also facilitate the ultimate approval of these documents by the Board of County Commissioners. The goal of these actions is to provide for anyone developing within Seminole County with a clearer understanding of the County's development requirements



## Planning and Development

<b>Expenditures</b>	<b>FY 2007/08 Actual</b>	<b>FY 2008/09 Adopted</b>	<b>FY 2008/09 Amended</b>	<b>FY 2009/10 Adopted</b>
Personal Services	6,995,548	6,413,943	6,413,943	4,975,323
Operating Expenditures	5,147,387	7,523,580	8,254,261	7,382,981
Internal Charges / Other	478,090	550,049	550,049	1,152,615
Capital Outlay	855,677	67,102	587,554	1,269,514
Grants & Aids	141,313	269,146	1,575,478	4,308,303
Transfers	-	-	13,132	-
<b>Total Expenditures</b>	<b>13,618,015</b>	<b>14,823,820</b>	<b>17,394,417</b>	<b>19,088,736</b>

<b>Source of Funding</b>	<b>FY 2007/08 Actual</b>	<b>FY 2008/09 Adopted</b>	<b>FY 2008/09 Amended</b>	<b>FY 2009/10 Adopted</b>
General Fund	4,402,151	5,559,388	5,697,851	4,694,665
Ninth-cent Fuel Tax Fund	4,389,805	5,438,750	5,132,791	4,344,351
Building Program Fund	3,760,498	3,270,774	3,270,774	2,859,991
Planning and Development Grants	-	-	13,022	-
ARRA - Planning & Dev Stimulus	-	-	250,000	247,250
17/92 Redevelopment Fund	1,065,561	554,908	3,029,979	6,942,479
<b>Total Funding</b>	<b>13,618,015</b>	<b>14,823,820</b>	<b>17,394,417</b>	<b>19,088,736</b>

<b>Staffing Summary</b>	<b>FY 2007/08 Actual</b>	<b>FY 2008/09 Adopted</b>	<b>FY 2008/09 Amended</b>	<b>Adopted FY 2009/10</b>
Full-Time	105.00	84.75	84.75	65.00
<b>Total Permanent FTE</b>	<b>105.00</b>	<b>84.75</b>	<b>84.75</b>	<b>65.00</b>
Over-Time	-	-	-	-
Temporary/Interns	0.50	-	-	-
<b>Total Non-Permanent FTE</b>	<b>0.50</b>	<b>-</b>	<b>-</b>	<b>-</b>
<b>Total FTE</b>	<b>105.50</b>	<b>84.75</b>	<b>84.75</b>	<b>65.00</b>



## Planning and Development

### Planning & Development Business Office

#### Program Message

The Business Office Program ultimate purpose is the management facilitation of programs and financial activities that support strategic decision making and systematic performance reporting for the Planning and Development Department.

This program focuses on providing leadership and direction for program development and administration, as well as contracts with the East Central Florida Regional Planning Council and the Metropolitan Planning Organization, represents the County at community association meetings and acts as liaison with the School Board.

The Business Office Program contains the following services:

- \*Management Oversight/Personnel/Financial/Fiscal Service
- \*Concurrency & Impact Fee Service

#### OBJECTIVES:

- \*Increase overall productivity
- \*Continue to implement the Department Strategic Plan
- \*Provide conservative fiscal management of department programs





## Planning and Development

### Planning & Development Business Office

<b>Expenditures</b>	<b>FY 2007/08 Actual</b>	<b>FY 2008/09 Adopted</b>	<b>FY 2008/09 Amended</b>	<b>FY 2009/10 Adopted</b>
Personal Services	577,999	575,683	575,683	454,811
Operating Expenditures	329,212	447,478	447,478	364,491
Internal Charges / Other	16,627	20,274	20,274	71,066
<b>Total Expenditures</b>	<b>923,838</b>	<b>1,043,435</b>	<b>1,043,435</b>	<b>890,368</b>

<b>Source of Funding</b>	<b>FY 2007/08 Actual</b>	<b>FY 2008/09 Adopted</b>	<b>FY 2008/09 Amended</b>	<b>FY 2009/10 Adopted</b>
General Fund	923,838	1,043,435	1,043,435	890,368
<b>Total Funding</b>	<b>923,838</b>	<b>1,043,435</b>	<b>1,043,435</b>	<b>890,368</b>

<b>Staffing Summary</b>	<b>FY 2007/08 Actual</b>	<b>FY 2008/09 Adopted</b>	<b>FY 2008/09 Amended</b>	<b>Adopted FY 2009/10</b>
Full-Time	8.00	7.00	7.00	5.85
<b>Total Permanent FTE</b>	<b>8.00</b>	<b>7.00</b>	<b>7.00</b>	<b>5.85</b>
<b>Total FTE</b>	<b>8.00</b>	<b>7.00</b>	<b>7.00</b>	<b>5.85</b>



## Planning and Development

### Tree Replacement Program

#### Program Message

The Tree Replacement Program ultimate purpose is to ensure that the Land Development code is adhered to by replacement of trees removed during construction in other areas of the County. The funds associated with this program are utilized for projects associated with County owned parks, County owned or managed natural land properties, Seminole County trail corridors as well as properties and rights of way corridors.



## Planning and Development

### Tree Replacement Program

<u>Expenditures</u>	FY 2007/08 Actual	FY 2008/09 Adopted	FY 2008/09 Amended	FY 2009/10 Adopted
Operating Expenditures	-	260,063	260,063	260,063
<b>Total Expenditures</b>	<b>-</b>	<b>260,063</b>	<b>260,063</b>	<b>260,063</b>

<u>Source of Funding</u>	FY 2007/08 Actual	FY 2008/09 Adopted	FY 2008/09 Amended	FY 2009/10 Adopted
General Fund	-	260,063	260,063	260,063
<b>Total Funding</b>	<b>-</b>	<b>260,063</b>	<b>260,063</b>	<b>260,063</b>

<u>Staffing Summary</u>	FY 2007/08 Actual	FY 2008/09 Adopted	FY 2008/09 Amended	Adopted FY 2009/10

Total FTE



## Planning and Development

### 17-92 Community Redevelopment Agency

#### Program Message

US 17/92 Community Redevelopment Agency Program ultimate purpose is the reversing of blighted trends by facilitating a means to improve the physical, economic, social and cultural character of the US 17/92 Corridor.

This program continues to pursue the full economic and functional potential of the US 17/92 corridor through strategic and timely public investment that enhance the competitiveness and desirability of the corridor for the business community and general public by seeking opportunities to improve the functional and aesthetic value of the corridor. Redevelopment continues with the authorization of a 10 year extension of the CRA and an update to the 17/92 CRA Corridor Redevelopment Plan. The update contains a "Strategic Action Plan" to guide the future focus of the program and an implementation plan for the Fern Park Redevelopment Framework.

The 17-92 Community Redevelopment Agency Program is comprised of the following services

- \*Administrative and Technical Service
- \*Marketing Redevelopment Services

#### OBJECTIVES

- \*Continue the implementation of infrastructure improvements and enhance public areas, encouraging business to locate or expand along the corridor.



## Planning and Development

### 17-92 Community Redevelopment Agency

<b>Expenditures</b>	<b>FY 2007/08 Actual</b>	<b>FY 2008/09 Adopted</b>	<b>FY 2008/09 Amended</b>	<b>FY 2009/10 Adopted</b>
Personal Services	110,299	166,660	166,660	182,010
Operating Expenditures	15,992	52,000	700,177	1,180,924
Internal Charges / Other	-	-	-	1,728
Capital Outlay	797,957	67,102	587,554	1,269,514
Grants & Aids	141,313	269,146	1,575,478	4,092,303
Transfers	-	-	13,132	-
<b>Total Expenditures</b>	<b>1,065,561</b>	<b>554,908</b>	<b>3,043,001</b>	<b>6,726,479</b>

<b>Source of Funding</b>	<b>FY 2007/08 Actual</b>	<b>FY 2008/09 Adopted</b>	<b>FY 2008/09 Amended</b>	<b>FY 2009/10 Adopted</b>
Planning and Development Grants	-	-	13,022	-
17/92 Redevelopment Fund	1,065,561	554,908	3,029,979	6,726,479
<b>Total Funding</b>	<b>1,065,561</b>	<b>554,908</b>	<b>3,043,001</b>	<b>6,726,479</b>

<b>Staffing Summary</b>	<b>FY 2007/08 Actual</b>	<b>FY 2008/09 Adopted</b>	<b>FY 2008/09 Amended</b>	<b>Adopted FY 2009/10</b>
Full-Time	1.00	1.75	1.75	1.95
<b>Total Permanent FTE</b>	<b>1.00</b>	<b>1.75</b>	<b>1.75</b>	<b>1.95</b>
<b>Total FTE</b>	<b>1.00</b>	<b>1.75</b>	<b>1.75</b>	<b>1.95</b>



## Planning and Development

### Comprehensive Planning Program

#### Program Message

The Comprehensive Planning Program ultimate purpose is bringing about physical development in accordance with future needs of the County such as conserving natural resources, insuring efficient expenditures of public funds and promoting the health, safety, convenience, and general welfare of the public under the framework outlines in Florida Statutes and the Florida Administrative Code.

This program guides and promotes the quality of life within Seminole County by planning for development and redevelopment of communities. It plays a major role in planning for appropriate land uses, reviewing development proposals and assuring that adequate facilities and services are programmed to support new development. The program continues to focus on customer service through neighborhood planning, transportation planning, growth projections and special studies as directed by the Board of County Commissioners.

The Comprehensive Planning Program contains the following services:

\*Long Range Planning Service

#### OBJECTIVES:

\*Update the Land Development Code

\*Prepare the Evaluation and Appraisal Report on Comprehensive Plan

\*Implement the land use component of the commuter rail system

\*Coordinate County services with LYNX



## Planning and Development

### Comprehensive Planning Program

<b>Expenditures</b>	<b>FY 2007/08 Actual</b>	<b>FY 2008/09 Adopted</b>	<b>FY 2008/09 Amended</b>	<b>FY 2009/10 Adopted</b>
Personal Services	815,600	867,857	867,857	693,074
Operating Expenditures	277,910	1,033,342	1,421,805	998,971
Internal Charges / Other	22,953	36,521	36,521	131,418
<b>Total Expenditures</b>	<b>1,116,463</b>	<b>1,937,720</b>	<b>2,326,183</b>	<b>1,823,463</b>

<b>Source of Funding</b>	<b>FY 2007/08 Actual</b>	<b>FY 2008/09 Adopted</b>	<b>FY 2008/09 Amended</b>	<b>FY 2009/10 Adopted</b>
General Fund	1,116,463	1,937,720	2,076,183	1,576,213
ARRA - Planning & Dev Stimulus	-	-	250,000	247,250
<b>Total Funding</b>	<b>1,116,463</b>	<b>1,937,720</b>	<b>2,326,183</b>	<b>1,823,463</b>

<b>Staffing Summary</b>	<b>FY 2007/08 Actual</b>	<b>FY 2008/09 Adopted</b>	<b>FY 2008/09 Amended</b>	<b>Adopted FY 2009/10</b>
Full-Time	11.00	11.00	11.00	8.20
<b>Total Permanent FTE</b>	<b>11.00</b>	<b>11.00</b>	<b>11.00</b>	<b>8.20</b>
Temporary/Interns	0.50	-	-	-
<b>Total Non-Permanent FTE</b>	<b>0.50</b>	<b>-</b>	<b>-</b>	<b>-</b>
<b>Total FTE</b>	<b>11.50</b>	<b>11.00</b>	<b>11.00</b>	<b>8.20</b>



## Planning and Development

### Current Planning Program

#### Program Message

The Current Planning Program ultimate purpose is implementing land use and zoning policies that guide physical site development, as well as facilitating the rezoning and future land use amendment process.

This program preserves and enhances the quality of life within Seminole County through responsive service and assistance pertaining to growth and development. Staff assists customers in complying with the County's Land Development Code, the Comprehensive Plan (Vision 2020) and other land use related regulations. The staff also serves as a facilitator for the general public, elected and appointed officials and other county employees, as well s coordinates and assists with the development of and the revisions to the Land Development Code and the Comprehensive Plan. Applications are processed for re-zonings, land use amendments, special exceptions, variances, and other miscellaneous permits.

Technical data is provided and recommendations for land development proposals are made to the Board of County Commissioners, Planning and Zoning Commission and the Board of Adjustment.

The Current Planning Program is compised of the following services:

- \*Current Planning & Zoning Service
- \*Code Enforcement Board Service
- \*Board of Adjustment Service

#### OBJECTIVES:

- \*Improve accessibility of information and efficiency of operations
- \*Guide development through the implementation of Vision 2020





## Planning and Development

### Current Planning Program

<b>Expenditures</b>	<b>FY 2007/08 Actual</b>	<b>FY 2008/09 Adopted</b>	<b>FY 2008/09 Amended</b>	<b>FY 2009/10 Adopted</b>
Personal Services	410,115	340,861	340,861	336,495
Operating Expenditures	18,258	55,531	55,531	62,125
Internal Charges / Other	1,441	3,060	3,060	31,754
<b>Total Expenditures</b>	<b>429,814</b>	<b>399,452</b>	<b>399,452</b>	<b>430,374</b>

<b>Source of Funding</b>	<b>FY 2007/08 Actual</b>	<b>FY 2008/09 Adopted</b>	<b>FY 2008/09 Amended</b>	<b>FY 2009/10 Adopted</b>
General Fund	429,814	399,452	399,452	430,374
<b>Total Funding</b>	<b>429,814</b>	<b>399,452</b>	<b>399,452</b>	<b>430,374</b>

<b>Staffing Summary</b>	<b>FY 2007/08 Actual</b>	<b>FY 2008/09 Adopted</b>	<b>FY 2008/09 Amended</b>	<b>Adopted FY 2009/10</b>
Full-Time	9.00	5.00	5.00	5.00
<b>Total Permanent FTE</b>	<b>9.00</b>	<b>5.00</b>	<b>5.00</b>	<b>5.00</b>
<b>Total FTE</b>	<b>9.00</b>	<b>5.00</b>	<b>5.00</b>	<b>5.00</b>



## Planning and Development

### Mass Transit Program (LYNX)

**Program Message**

The Mass Transit Program (LYNX) ultimate purpose is providing transportation for those who lack personal transportation, as well as, paratransit service to those with certified disabilities/handicaps.

This program is administered by the Planning & Development Department and is designed to plan and pay for transit services county-wide. These services are provided through a contract between Seminole County and the Central Florida Regional Transportation Authority, aka LYNX. LYNX provides public transportation services to both the municipalities and unincorporated area of Seminole County via a fixed-route system and an on demand Americans with Disabilities Act (ADA) Paratransit system to service the disabled.

The cost of LYNX services to the County as a whole is reduced by the contributions of several municipalities within Seminole County. Altamonte Springs and Sanford pay directly to LYNX through individual service agreements a portion of the fixed route services within their municipalities that are associated with prior Development of Regional Impacts (DRIs). Oviedo has been reimbursing Seminole County annually for a portion of both fixed & ADA services received.

The total budget of \$4.3M is inclusive of the following:

- New route - Link 103 - 1/2 of the 1st year grant match of \$171,000
- Route SR434 Crosstown - 2nd half of the 1st year grant match of \$221,000
- Route SR434 Crosstown - 1st half of the 2nd year grant match of \$230,000
- Total funding for grant match is \$622,000.

	FY'2008/09 Adopted	FY'2008/09 Final BCC Approved 1/27/09	FY'2009/10 BCC Worksession
<b>Funding Source</b>			
9th Cent Gas Tax	\$2,200,000	\$2,200,000	\$2,200,000
Developer Contributions	169,009	169,009	-0-
Interest & BFB	-0-	-0-	-0-
General Fund Transfer	3,069,741	2,253,476	1,975,342
CRA Funding	-0	-0-	216,000
<b>Total Funding Available</b>	<b>\$5,438,750</b>	<b>\$4,622,485</b>	<b>\$4,391,342</b>
<b>Funding Uses</b>			
LYNX County Wide Service Cost	\$5,499,741	\$4,683,476	\$4,621,342
Less-Altamonte Fixed Route cont.	(130,000)	(130,000)	(130,000)
Less-Sanford Fixed Route cont.	(100,000)	(100,000)	(100,000)
<b>*Total LYNX Funding Req to County</b>	<b>\$5,265,741</b>	<b>\$4,453,476</b>	<b>\$4,391,342</b>
Developer contributions to Park & Ride Shelter	\$169,009	\$169,009	-0-
<b>Total Uses</b>	<b>\$5,438,750</b>	<b>\$4,622,485</b>	<b>\$4,391,342</b>
<b>Total County Funding Requested</b>			
County Total Fixed Route cont.	\$4,417,755	\$3,450,115	\$3,323,923
Countywide ADA	\$944,674	\$1,096,139	\$991,098
Oviedo Fixed Route cont. to County	\$76,321	\$76,321	\$76,321
<b>Total LYNX Funding Req to County</b>	<b>\$5,438,750</b>	<b>\$4,622,485</b>	<b>\$4,391,342</b>



## Planning and Development

### Mass Transit Program (LYNX)

<u>Expenditures</u>	<u>FY 2007/08 Actual</u>	<u>FY 2008/09 Adopted</u>	<u>FY 2008/09 Amended</u>	<u>FY 2009/10 Adopted</u>
Operating Expenditures	4,389,805	5,438,750	5,132,791	4,344,351
Grants & Aids	-	-	-	216,000
<b>Total Expenditures</b>	<b>4,389,805</b>	<b>5,438,750</b>	<b>5,132,791</b>	<b>4,560,351</b>

<u>Source of Funding</u>	<u>FY 2007/08 Actual</u>	<u>FY 2008/09 Adopted</u>	<u>FY 2008/09 Amended</u>	<u>FY 2009/10 Adopted</u>
Ninth-cent Fuel Tax Fund	4,389,805	5,438,750	5,132,791	4,344,351
17/92 Redevelopment Fund	-	-	-	216,000
<b>Total Funding</b>	<b>4,389,805</b>	<b>5,438,750</b>	<b>5,132,791</b>	<b>4,560,351</b>

<u>Staffing Summary</u>	<u>FY 2007/08 Actual</u>	<u>FY 2008/09 Adopted</u>	<u>FY 2008/09 Amended</u>	<u>Adopted FY 2009/10</u>

Total FTE



## Planning and Development

### Development Review Program

#### Program Message

The Development Review Program ultimate purpose is to ensure development within the unincorporated county complies with the County's Land Development Code and related ordinances through a managed permitting process that assures projects are constructed in compliance with all associated approvals.

Services provided by Development Review staff include Plan Review Services for Commercial, Subdivisions, Maintenance of Traffic Review, Right of Way Use, Natural Resources and Engineering Inspection Services. Staff assist customers in complying with all County Codes and ordinances through the review process. Information is presented to the Planning & Zoning Commission and the Board of County Commissioners for review and approval. The Construction Inspection Team assures that projects are constructed in compliance with all approvals including rezoning commitment agreements, development orders and construction engineering plans.

The Development Review Program includes the following services:

- \*Plans Review Service
  - >Natural Resource Plans Review
  - >Maintenance of Traffic Review
  - >Commercial Site Plan Review
  - >Subdivision Site Plan Review
  - >Right of Way Use and Driveway Plans Review
- \*Engineering Development Review Inspection Service

#### OBJECTIVES

- \*Oversee compliance with the land Development code and Engineering Manual
- \*Administers and oversees the engineering inspections program and approves construction of permitted development
- \*Oversee and monitor land development projects to ensure compliance with the County's Land Development Code
- \*Oversee daily operations of the Maintenance of Traffic (MOT) and driveway permit activities
- \*Coordinate land management reviews with State and Federal agencies
- \*Streamline application and agenda review process
- \*Oversee and improve the implementation of Central Intake process
- \*Perform engineering inspections and approve construction of permitted development
- \*Insure proper construction of roads, drainage systems, maintenance of traffic, erosion cotnrol, Landscaping and irrigation and restoration of right of way after water and sewer lines are installed



## Planning and Development

### Development Review Program

<b>Expenditures</b>	<b>FY 2007/08 Actual</b>	<b>FY 2008/09 Adopted</b>	<b>FY 2008/09 Amended</b>	<b>FY 2009/10 Adopted</b>
Personal Services	1,520,894	1,438,308	1,438,308	1,000,091
Operating Expenditures	21,068	38,195	38,195	25,732
Internal Charges / Other	52,296	73,754	73,754	159,593
Capital Outlay	32,252	-	-	-
<b>Total Expenditures</b>	<b>1,626,510</b>	<b>1,550,257</b>	<b>1,550,257</b>	<b>1,185,416</b>

<b>Source of Funding</b>	<b>FY 2007/08 Actual</b>	<b>FY 2008/09 Adopted</b>	<b>FY 2008/09 Amended</b>	<b>FY 2009/10 Adopted</b>
General Fund	1,626,510	1,550,257	1,550,257	1,185,416
<b>Total Funding</b>	<b>1,626,510</b>	<b>1,550,257</b>	<b>1,550,257</b>	<b>1,185,416</b>

<b>Staffing Summary</b>	<b>FY 2007/08 Actual</b>	<b>FY 2008/09 Adopted</b>	<b>FY 2008/09 Amended</b>	<b>Adopted FY 2009/10</b>
Full-Time	21.00	18.00	18.00	12.00
<b>Total Permanent FTE</b>	<b>21.00</b>	<b>18.00</b>	<b>18.00</b>	<b>12.00</b>
<b>Total FTE</b>	<b>21.00</b>	<b>18.00</b>	<b>18.00</b>	<b>12.00</b>



## Planning and Development

### Building Program

#### Program Message

The Building Program ultimate purpose is ensuring the construction of building and structures in the unincorporated County comply with applicable state and local regulations.

This program consists of the Building Inspection Service, Permitting Services and Plan Review Services. These services are provided for new and existing structures, renovations, alterations and demolitions of residential and commercial structures. The program is provided to ensure built or altered structures comply with the minimum mandated state codes and construction related County codes. Florida Statute Chapter 533 requires the adoption of the Florida Building Code and further charges the local government to enforce it.

This program also includes Addressing Service and Zoning Service. The Addressing Service staff maintains the addressing database for the County and three municipalities. The Zoning Service is provided to ensure that residential and accessory structures within the unincorporated areas of Seminole County comply with the Land Development Code.

The Building Program includes the following services:

- \*Building Plan Review Service
- \*Building Zoning Review Service
- \*Building Permitting Service
- \*Building Inspection Service
- \*Addressing Services Service

#### OBJECTIVES:

- \*Manage process permit applications and plan review for residential structures
- \*Provide oversight to field inspections ensuring flexibility with inspection schedules
- \*Oversee and coordinate Process lot research requests
- \*Ensure accurate Flood Prone Review
- \*Maintain the addressing database for the County and three municipalities
- \*Perform review of new residential structures, additions to existing residential structures and accessory structures

#### REVENUE ASSUMPTIONS - THE BUILDING PROGRAM FUND

Development related revenue streams are expected to remain in-line with expected construction activity which has decreased with a continued retraction in the housing market. The revenue for permitting is based on historical receipts and economic workload indicators. The revenue projections for Fiscal Year 2008/09 were reduced by 37% over the 2007/08 actuals due to the decrease in permitting for new residential and commercial permits. It is anticipated that revenue for 2008/09 will decrease an additional 13% compared to the budgeted projections. Revenue projections for 2009/10 are budgeted at the same level as 2008/09 and are expected to cover expenses with only a minimal amount budgeted in reserves.



## Planning and Development

### Building Program

<b>Expenditures</b>	<b>FY 2007/08 Actual</b>	<b>FY 2008/09 Adopted</b>	<b>FY 2008/09 Amended</b>	<b>FY 2009/10 Adopted</b>
Personal Services	3,560,641	3,024,574	3,024,574	2,308,842
Operating Expenditures	95,142	198,221	198,221	146,324
Internal Charges / Other	384,773	416,440	416,440	757,056
Capital Outlay	25,468	-	-	-
<b>Total Expenditures</b>	<b>4,066,024</b>	<b>3,639,235</b>	<b>3,639,235</b>	<b>3,212,222</b>

<b>Source of Funding</b>	<b>FY 2007/08 Actual</b>	<b>FY 2008/09 Adopted</b>	<b>FY 2008/09 Amended</b>	<b>FY 2009/10 Adopted</b>
General Fund	305,526	368,461	368,461	352,231
Building Program Fund	3,760,498	3,270,774	3,270,774	2,859,991
<b>Total Funding</b>	<b>4,066,024</b>	<b>3,639,235</b>	<b>3,639,235</b>	<b>3,212,222</b>

<b>Staffing Summary</b>	<b>FY 2007/08 Actual</b>	<b>FY 2008/09 Adopted</b>	<b>FY 2008/09 Amended</b>	<b>Adopted FY 2009/10</b>
Full-Time	55.00	42.00	42.00	32.00
<b>Total Permanent FTE</b>	<b>55.00</b>	<b>42.00</b>	<b>42.00</b>	<b>32.00</b>
Over-Time	-	-	-	-
<b>Total Non-Permanent FTE</b>	<b>-</b>	<b>-</b>	<b>-</b>	<b>-</b>
<b>Total FTE</b>	<b>55.00</b>	<b>42.00</b>	<b>42.00</b>	<b>32.00</b>







## Public Safety

Public Safety Director's Office  
EMS Performance Management  
System-Wide Training  
Emergency Communications  
E-911  
Petroleum Storage Tanks Bureau  
Emergency Management  
EMS/Fire/Rescue  
Fire Prevention Bureau  
Animal Services



## Public Safety

### Departmental Message

The Department of Public Safety for Seminole County continues to meet the changing needs of our diverse community through a well trained work force that pro-actively meets the challenges of providing excellent customer service and public protection. The cornerstones of quality service delivery, community education, and promptly meeting the needs of the citizens in an efficient manner establish the foundation of this organization.

### Highlights

- > During FY 2008/2009, the City of Winter Springs Fire Department joined the Seminole County EMS/Fire/Rescue Division adding 3 additional stations and 50 personnel; the Fire Inspections section was moved from the Planning and Development Department into the EMS/Fire/Rescue Division.
- > Tropical Storm Fay impacted Seminole County causing wide spread flooding and infrastructure damage throughout the area.
- > Fire Station 13 was opened and several fire stations were remodeled and upgraded.
- > The E-911 system received a grant for 1.7 million for a complete upgrade of all PSAP's within the County.



### Public Safety

<b>Expenditures</b>	<b>FY 2007/08 Actual</b>	<b>FY 2008/09 Adopted</b>	<b>FY 2008/09 Amended</b>	<b>FY 2009/10 Adopted</b>
Personal Services	36,023,425	42,237,131	42,245,926	42,083,769
Operating Expenditures	5,183,022	7,152,000	7,494,553	6,521,617
Internal Charges / Other	4,437,528	7,947,118	7,819,842	6,738,501
Capital Outlay	4,545,472	19,734,505	15,485,893	13,713,854
Grants & Aids	299,548	411,665	538,941	729,579
Transfers	-	-	61,674	-
<b>Total Expenditures</b>	<b>50,488,995</b>	<b>77,482,419</b>	<b>73,646,829</b>	<b>69,787,320</b>

<b>Source of Funding</b>	<b>FY 2007/08 Actual</b>	<b>FY 2008/09 Adopted</b>	<b>FY 2008/09 Amended</b>	<b>FY 2009/10 Adopted</b>
General Fund	5,061,334	5,228,870	5,228,870	5,998,418
Tank Inspection Fund	126,129	280,914	247,460	155,143
Petroleum Clean Up Fund	435,525	405,017	442,445	337,584
Fire Protection Fund	41,545,988	62,303,638	57,927,910	56,090,569
EMS Trust Fund	31,639	535,028	539,784	666,284
Disaster Preparedness	132,111	77,219	203,894	183,876
EMS Matching Grant	-	185,022	246,696	-
Public Safety Grants (State)	1,501	11,638	11,700	5,640
Public Safety Grants (Other)	-	1,716,670	1,733,880	82,860
Public Safety Grants (Federal)	683,478	68,535	157,910	91,309
Enhanced 911 Fund	1,863,238	3,540,362	3,537,091	3,364,292
Fire/Rescue-Impact Fee	542,540	3,067,506	3,104,929	2,749,345
Public Safety - System-wide Training	54,485	42,000	166,925	42,000
Animal Services - Donations	11,027	20,000	97,335	20,000
<b>Total Funding</b>	<b>50,488,995</b>	<b>77,482,419</b>	<b>73,646,829</b>	<b>69,787,320</b>

<b>Staffing Summary</b>	<b>FY 2007/08 Actual</b>	<b>FY 2008/09 Adopted</b>	<b>FY 2008/09 Amended</b>	<b>Adopted FY 2009/10</b>
Full-Time	412.00	485.00	485.00	479.00
<b>Total Permanent FTE</b>	<b>412.00</b>	<b>485.00</b>	<b>485.00</b>	<b>479.00</b>
Over-Time	-	-	-	-
Temporary/Interns	-	-	-	0.33
<b>Total Non-Permanent FTE</b>	<b>-</b>	<b>-</b>	<b>-</b>	<b>0.33</b>
<b>Total FTE</b>	<b>412.00</b>	<b>485.00</b>	<b>485.00</b>	<b>479.33</b>



## Public Safety

### Public Safety Director's Office

#### Program Message

This office is primary support for the Public Safety Administration Division and all Programs within the Public Safety Department; this includes services that are monitored by the Director.

Public Safety Administration currently includes the managing of fiscal matters, Emergency Communications, E-911 Management, Emergency Management, EMS Quality Assurance and the Petroleum Storage Tanks Bureau Program.

#### Highlights:

As a result of service level reductions and significant restructuring, the Administration Division continues to be more involved in direct support of all operations. Management levels have been eliminated and direct report approach has been adopted.



## Public Safety

### Public Safety Director's Office

<b>Expenditures</b>	<b>FY 2007/08 Actual</b>	<b>FY 2008/09 Adopted</b>	<b>FY 2008/09 Amended</b>	<b>FY 2009/10 Adopted</b>
Personal Services	522,955	594,046	602,620	301,837
Operating Expenditures	7,971	18,669	18,669	14,825
Internal Charges / Other	3,652	5,581	5,581	77,656
<b>Total Expenditures</b>	<b>534,578</b>	<b>618,296</b>	<b>626,870</b>	<b>394,318</b>

<b>Source of Funding</b>	<b>FY 2007/08 Actual</b>	<b>FY 2008/09 Adopted</b>	<b>FY 2008/09 Amended</b>	<b>FY 2009/10 Adopted</b>
General Fund	534,578	618,296	626,870	394,318
<b>Total Funding</b>	<b>534,578</b>	<b>618,296</b>	<b>626,870</b>	<b>394,318</b>

<b>Staffing Summary</b>	<b>FY 2007/08 Actual</b>	<b>FY 2008/09 Adopted</b>	<b>FY 2008/09 Amended</b>	<b>Adopted FY 2009/10</b>
Full-Time	5.00	7.00	7.00	3.00
<b>Total Permanent FTE</b>	<b>5.00</b>	<b>7.00</b>	<b>7.00</b>	<b>3.00</b>
Over-Time	-	-	-	-
<b>Total Non-Permanent FTE</b>	<b>-</b>	<b>-</b>	<b>-</b>	<b>-</b>
<b>Total FTE</b>	<b>5.00</b>	<b>7.00</b>	<b>7.00</b>	<b>3.00</b>



## Public Safety

### EMS Performance Management

#### Program Message

The EMS Performance Management Program continues to coordinate the system-wide quality improvement program, improve the “standard of care” based on evidence-based medicine and supported by clinical outcome data, and partner with local hospitals to decrease mortality and morbidity to the citizens of Seminole County. This is accomplished through a continuous quality improvement (CQI) program that utilizes critical performance indicators established by the EMS Medical Director.

#### STATE/FEDERAL/INDUSTRY MANDATES

This Program adheres to state and federal requirements found in Chapters 396 and 401 of the Florida Statutes, Florida Administrative Code 64E and the Health Insurance Portability and Accountability Act (HIPAA).

#### OBJECTIVES:

- Reduce mortality and morbidity through a multidisciplinary quality improvement committee composed of all EMS agencies and local hospital clinicians. The Seminole County EMS Quality Council is working together to improve the EMS System through sharing outcome data for trauma, stroke, cardiac and return of spontaneous resuscitation from sudden cardiac arrest.
- Administer the Seminole County Community AED Responder Enhancement (CARE) Program.
- Monitor the county certification process for all new hires and existing EMTs completing paramedic training, which includes:
  - written evaluation
  - skills evaluation
  - attendance at medical director meetings
  - agency-mentored on-the-job training



## Public Safety

### EMS Performance Management

<b>Expenditures</b>	<b>FY 2007/08 Actual</b>	<b>FY 2008/09 Adopted</b>	<b>FY 2008/09 Amended</b>	<b>FY 2009/10 Adopted</b>
Personal Services	156,420	8,922	348	-
Operating Expenditures	261,793	791,140	795,896	838,113
Internal Charges / Other	4,523	6,624	6,624	24,793
Capital Outlay	27,792	-	-	30,000
<b>Total Expenditures</b>	<b>450,528</b>	<b>806,686</b>	<b>802,868</b>	<b>892,906</b>

<b>Source of Funding</b>	<b>FY 2007/08 Actual</b>	<b>FY 2008/09 Adopted</b>	<b>FY 2008/09 Amended</b>	<b>FY 2009/10 Adopted</b>
General Fund	418,889	271,658	263,084	226,622
EMS Trust Fund	31,639	535,028	539,784	666,284
<b>Total Funding</b>	<b>450,528</b>	<b>806,686</b>	<b>802,868</b>	<b>892,906</b>

<b>Staffing Summary</b>	<b>FY 2007/08 Actual</b>	<b>FY 2008/09 Adopted</b>	<b>FY 2008/09 Amended</b>	<b>Adopted FY 2009/10</b>
Full-Time	3.00	-	-	-
<b>Total Permanent FTE</b>	<b>3.00</b>	<b>-</b>	<b>-</b>	<b>-</b>
<b>Total FTE</b>	<b>3.00</b>	<b>-</b>	<b>-</b>	<b>-</b>



## Public Safety

### System-Wide Training

#### Program Message

To provide funding to meet the training and educational needs of all EMS, fire, and rescue personnel working within the Seminole County First Response System.

The System-wide Training Group facilitates the development and training of the fire/rescue services in Seminole County. Specialized programs are developed or selected by the Training Group and submitted for approval to the Seminole County Fire Chiefs' Executive Group. The program may be selected to address training issues identified through the quality improvement process or to introduce new advances in the fields of fire fighting or emergency medicine. This process allows smaller fire departments to participate in programs that may be cost prohibitive and for all agencies to continuously improve the quality of fire/rescue services provided to the citizens of Seminole County.

#### OBJECTIVES/ACCOMPLISHMENTS:

- Provide specialized education programs designed to enhance the skills and knowledge of fire/rescue personnel, with a focus on integrating cutting edge technology and emerging advances in emergency medicine.
- Research and develop multi-media education programs in-house.





## Public Safety

### System-Wide Training

#### Expenditures

Operating Expenditures
<b>Total Expenditures</b>

FY 2007/08 Actual	FY 2008/09 Adopted	FY 2008/09 Amended	FY 2009/10 Adopted
51,932	38,258	163,183	42,000
<b>51,932</b>	<b>38,258</b>	<b>163,183</b>	<b>42,000</b>

#### Source of Funding

Public Safety - System-wide Training
<b>Total Funding</b>

FY 2007/08 Actual	FY 2008/09 Adopted	FY 2008/09 Amended	FY 2009/10 Adopted
51,932	38,258	163,183	42,000
<b>51,932</b>	<b>38,258</b>	<b>163,183</b>	<b>42,000</b>

#### Staffing Summary

FY 2007/08 Actual	FY 2008/09 Adopted	FY 2008/09 Amended	Adopted FY 2009/10

Total FTE



## Public Safety

### Emergency Communications

#### Program Message

The Emergency Communications Division receives and processes calls for assistance for emergency medical, fire/rescue, hazardous materials, and other services for the municipalities of Altamonte Springs, Casselberry, Lake Mary, Longwood, Oviedo, Sanford, Winter Springs, the Orlando-Sanford International Airport and unincorporated Seminole County. This section is also responsible for the receipt and processing of after hours service requests for Animal Services, Roads, Stormwater, Traffic Engineering, Fleet and Facilities.

Total calls for 2008 total 60,496



## Public Safety

### Emergency Communications

<b>Expenditures</b>	<b>FY 2007/08 Actual</b>	<b>FY 2008/09 Adopted</b>	<b>FY 2008/09 Amended</b>	<b>FY 2009/10 Adopted</b>
Personal Services	1,703,771	1,759,336	1,759,336	1,867,612
Operating Expenditures	42,893	61,470	61,470	33,913
Internal Charges / Other	32,737	71,944	71,944	350,003
Capital Outlay	-	-	-	375,000
<b>Total Expenditures</b>	<b>1,779,401</b>	<b>1,892,750</b>	<b>1,892,750</b>	<b>2,626,528</b>

<b>Source of Funding</b>	<b>FY 2007/08 Actual</b>	<b>FY 2008/09 Adopted</b>	<b>FY 2008/09 Amended</b>	<b>FY 2009/10 Adopted</b>
General Fund	1,779,401	1,892,750	1,892,750	2,626,528
<b>Total Funding</b>	<b>1,779,401</b>	<b>1,892,750</b>	<b>1,892,750</b>	<b>2,626,528</b>

<b>Staffing Summary</b>	<b>FY 2007/08 Actual</b>	<b>FY 2008/09 Adopted</b>	<b>FY 2008/09 Amended</b>	<b>Adopted FY 2009/10</b>
Full-Time	30.00	28.50	28.50	28.00
<b>Total Permanent FTE</b>	<b>30.00</b>	<b>28.50</b>	<b>28.50</b>	<b>28.00</b>
Over-Time	-	-	-	-
Temporary/Interns	-	-	-	-
<b>Total Non-Permanent FTE</b>	<b>-</b>	<b>-</b>	<b>-</b>	<b>-</b>
<b>Total FTE</b>	<b>30.00</b>	<b>28.50</b>	<b>28.50</b>	<b>28.00</b>



## Public Safety

### E-911

#### Program Message

The E-911 Office is responsible for maintaining the infrastructure that transmits all 911 calls to five Public Safety Answering Points (PSAPs) in Seminole County and is responsible for the maintenance of the Master Street Addressing Guide that supplies telephone and address information to the 911 call taker.

#### OBJECTIVES/ACCOMPLISHMENTS:

- New 911 Phone System is in the process of being installed and should be operational by the end of September 2009.
- A new 911 recording system was purchased and installed in all primary and secondary Public Safety Answering Points (PSAPs).
- The Seminole County 911 Office continues to host the regional Addressing workshop for municipal and county addressing personnel, with Postal Service personnel and numerous agencies attending. With new and continuing challenges to the addressing schemes, it is imperative that there is consistency in the neighboring jurisdictions.
- Online 911 Operator training website was developed and currently offers nine courses accessible to all 911 Operators within Seminole County.



## Public Safety

### E-911

<b>Expenditures</b>	<b>FY 2007/08 Actual</b>	<b>FY 2008/09 Adopted</b>	<b>FY 2008/09 Amended</b>	<b>FY 2009/10 Adopted</b>
Personal Services	248,720	190,659	190,659	245,454
Operating Expenditures	1,213,543	1,564,487	1,564,487	1,147,153
Internal Charges / Other	6,030	12,255	12,255	26,695
Capital Outlay	194,984	3,272,031	3,285,678	1,516,425
Grants & Aids	199,961	207,600	207,600	501,880
<b>Total Expenditures</b>	<b>1,863,238</b>	<b>5,247,032</b>	<b>5,260,679</b>	<b>3,437,607</b>

<b>Source of Funding</b>	<b>FY 2007/08 Actual</b>	<b>FY 2008/09 Adopted</b>	<b>FY 2008/09 Amended</b>	<b>FY 2009/10 Adopted</b>
Public Safety Grants (Other)	-	1,706,670	1,723,588	73,315
Enhanced 911 Fund	1,863,238	3,540,362	3,537,091	3,364,292
<b>Total Funding</b>	<b>1,863,238</b>	<b>5,247,032</b>	<b>5,260,679</b>	<b>3,437,607</b>

<b>Staffing Summary</b>	<b>FY 2007/08 Actual</b>	<b>FY 2008/09 Adopted</b>	<b>FY 2008/09 Amended</b>	<b>Adopted FY 2009/10</b>
Full-Time	3.00	2.50	2.50	3.50
<b>Total Permanent FTE</b>	<b>3.00</b>	<b>2.50</b>	<b>2.50</b>	<b>3.50</b>
<b>Total FTE</b>	<b>3.00</b>	<b>2.50</b>	<b>2.50</b>	<b>3.50</b>



## Public Safety

### Petroleum Storage Tanks Bureau

#### Program Message

The Petroleum Storage Tanks Bureau is completely funded by the Florida Department of Environmental Protection, Inland Protection Trust Fund. The State of Florida entered into a contract with Seminole County during 1990 to provide compliance inspections. In FY 1999/2000, the State of Florida entered into an additional contract with Seminole County to provide petroleum clean-up services.

#### Tanks Compliance/Inspection Section:

- The Petroleum Storage Tanks Bureau is charged with providing efficient storage tank compliance inspections in accordance with Rules 62-761 and 62-762, Florida Administrative Code (FAC), and regulate pollutant storage facilities within the jurisdictional boundaries of Seminole County.
- As a contractor for an environmentally sensitive program, the Petroleum Storage Tanks Bureau is responsible, within Seminole County, for routine, compliance, installation, upgrade, and closure inspections of underground and aboveground storage facilities, as well as re-inspections, as required.
- Additional responsibilities include maintaining records of inspections, as well as copies of applicable rules, inspection forms, and other program/public assistance information that may be provided to the public. The program is fully funded by the Florida Department of Environmental Protection Inland Protection Trust Fund.

#### Petroleum Cleanup Section:

- The mission of the Petroleum Cleanup section is to perform all necessary activities to bring a petroleum cleanup site to either No Further Action (NFA) with condition, or Site Rehabilitation Completion Order (SRCO), within the most timely and cost efficient manner possible, in accordance with Rule 62-770 Florida Administrative Code and sections 376.3071 through 376.3073, Florida Statutes, within the jurisdictional boundaries of Seminole County.
- As a contractor for an environmentally sensitive program, the Petroleum Storage Tanks Bureau, Petroleum Cleanup Section is responsible to the Florida Department of Environmental Protection (FDEP) to perform the management of the pre-approval/non-program/voluntary cleanup portion of the Petroleum Contamination Cleanup Program and State Cleanup Project Management.



## Public Safety

### Petroleum Storage Tanks Bureau

<b>Expenditures</b>	<b>FY 2007/08 Actual</b>	<b>FY 2008/09 Adopted</b>	<b>FY 2008/09 Amended</b>	<b>FY 2009/10 Adopted</b>
Personal Services	495,607	489,100	489,100	357,446
Operating Expenditures	49,050	170,847	174,821	107,361
Internal Charges / Other	16,997	25,984	25,984	27,920
<b>Total Expenditures</b>	<b>561,654</b>	<b>685,931</b>	<b>689,905</b>	<b>492,727</b>

<b>Source of Funding</b>	<b>FY 2007/08 Actual</b>	<b>FY 2008/09 Adopted</b>	<b>FY 2008/09 Amended</b>	<b>FY 2009/10 Adopted</b>
Tank Inspection Fund	126,129	280,914	247,460	155,143
Petroleum Clean Up Fund	435,525	405,017	442,445	337,584
<b>Total Funding</b>	<b>561,654</b>	<b>685,931</b>	<b>689,905</b>	<b>492,727</b>

<b>Staffing Summary</b>	<b>FY 2007/08 Actual</b>	<b>FY 2008/09 Adopted</b>	<b>FY 2008/09 Amended</b>	<b>Adopted FY 2009/10</b>
Full-Time	8.00	7.00	7.00	5.00
<b>Total Permanent FTE</b>	<b>8.00</b>	<b>7.00</b>	<b>7.00</b>	<b>5.00</b>
Over-Time	-	-	-	-
<b>Total Non-Permanent FTE</b>	<b>-</b>	<b>-</b>	<b>-</b>	<b>-</b>
<b>Total FTE</b>	<b>8.00</b>	<b>7.00</b>	<b>7.00</b>	<b>5.00</b>



## Public Safety

### Emergency Management

#### Program Message

The Emergency Management Program is charged with maintaining a comprehensive countywide program for disaster preparedness, response, recovery, and mitigation. Staff are responsible for the coordination of state and federal assets with departments and agencies of Seminole County government, including municipal governments the school board, sheriff's office, and other constitutional offices that have a role in emergency management. The Emergency Management Program is responsible for performing all emergency operations and planning during times of disaster. Pursuant to Florida Statute 252, the Program provides technical expertise in the areas of disaster management due to natural, technological and man-made events.

#### HIGHLIGHTS:

- In accordance with Homeland Security Presidential Directive 8, the Division of Emergency Management has ensured all plans and procedures incorporate the tenants of the National Incident Management System, Incident Command System, and National Response Framework.
- New technology provided for additional redundant communications with the State of Florida and Federal government during times of disaster.
- New software was acquired to assist with tracking and ordering of resources during times of disaster. Training was conducted with key logistics personnel.
- Grants were secured and utilized to fund disaster planning, specialized training, and administration of tabletop and full-scale exercises.
- Local Mitigation Strategy was enhanced to provide additional guidance on protecting our most vulnerable infrastructure.
- Pursuant to Florida Statute 381, additional special needs equipment was acquired using grants and other funding sources to provide a safe environment for our most vulnerable population during times of disaster.





## Public Safety

### Emergency Management

<b>Expenditures</b>	<b>FY 2007/08 Actual</b>	<b>FY 2008/09 Adopted</b>	<b>FY 2008/09 Amended</b>	<b>FY 2009/10 Adopted</b>
Personal Services	286,553	244,558	253,353	208,106
Operating Expenditures	271,647	139,893	245,845	215,760
Internal Charges / Other	57,904	88,360	88,360	359,326
Capital Outlay	481,711	-	48,892	-
<b>Total Expenditures</b>	<b>1,097,815</b>	<b>472,811</b>	<b>636,450</b>	<b>783,192</b>

<b>Source of Funding</b>	<b>FY 2007/08 Actual</b>	<b>FY 2008/09 Adopted</b>	<b>FY 2008/09 Amended</b>	<b>FY 2009/10 Adopted</b>
General Fund	332,306	315,419	315,419	554,840
Disaster Preparedness	132,111	77,219	203,894	183,876
Public Safety Grants (State)	1,501	11,638	11,700	5,640
Public Safety Grants (Federal)	631,897	68,535	105,437	38,836
<b>Total Funding</b>	<b>1,097,815</b>	<b>472,811</b>	<b>636,450</b>	<b>783,192</b>

<b>Staffing Summary</b>	<b>FY 2007/08 Actual</b>	<b>FY 2008/09 Adopted</b>	<b>FY 2008/09 Amended</b>	<b>Adopted FY 2009/10</b>
Full-Time	5.00	3.00	3.00	2.50
<b>Total Permanent FTE</b>	<b>5.00</b>	<b>3.00</b>	<b>3.00</b>	<b>2.50</b>
Temporary/Interns	-	-	-	0.33
<b>Total Non-Permanent FTE</b>	<b>-</b>	<b>-</b>	<b>-</b>	<b>0.33</b>
<b>Total FTE</b>	<b>5.00</b>	<b>3.00</b>	<b>3.00</b>	<b>2.83</b>



## Public Safety

### EMS/Fire/Rescue

#### Program Message

The EMS/Fire/Rescue Division serves unincorporated Seminole County, The City of Altamonte Springs, and The City of Winter Springs. The mission is to provide an average five minute response time, trained personnel, adequate resources, go home safe, and constant prevention. During the past year, the EMS/Fire/Rescue Division responded to approximately 27,195 calls for assistance, transported over 11,778 patients, and delivered fire and injury prevention education to 22,300 citizens. The First Response System continues to be effective with all cities in Seminole County and the Orlando-Sanford International Airport. This automatic aid insures that the closest appropriate emergency response unit is dispatched to the scene of an emergency.

#### GOALS:

- Continually identify additional sources of revenue, to offset the impact on Ems/Fire MSTU.
- The upcoming budget year will see the continued planning of renovated/new fire station facilities and continued enhancements of the EMS Fire Rescue Training Center.
- One new facility, Fire Station 29, is planned to open in FY 2009/2010, and will provide service to the Jamestown Community and the SR 426/SR 417 area.
- Priorities for the coming year's budget include continued focus on training/safety, improving customer service, developing new performance measurement standards, enhancement of technology applications, improving working environments, and establishment of career path objectives.



## Public Safety

### EMS/Fire/Rescue

<b>Expenditures</b>	<b>FY 2007/08 Actual</b>	<b>FY 2008/09 Adopted</b>	<b>FY 2008/09 Amended</b>	<b>FY 2009/10 Adopted</b>
Personal Services	31,110,291	36,804,668	36,804,668	36,982,058
Operating Expenditures	2,993,811	3,978,419	4,004,030	3,727,748
Internal Charges / Other	4,224,388	7,581,696	7,454,420	5,602,746
Capital Outlay	3,714,585	16,462,474	12,151,323	11,752,429
Grants & Aids	99,587	204,065	331,341	227,699
Transfers	-	-	61,674	-
<b>Total Expenditures</b>	<b>42,142,662</b>	<b>65,031,322</b>	<b>60,807,456</b>	<b>58,292,680</b>

<b>Source of Funding</b>	<b>FY 2007/08 Actual</b>	<b>FY 2008/09 Adopted</b>	<b>FY 2008/09 Amended</b>	<b>FY 2009/10 Adopted</b>
Fire Protection Fund	41,545,988	61,765,052	57,389,324	55,481,317
EMS Matching Grant	-	185,022	246,696	-
Public Safety Grants (Other)	-	10,000	10,292	9,545
Public Safety Grants (Federal)	51,581	-	52,473	52,473
Fire/Rescue-Impact Fee	542,540	3,067,506	3,104,929	2,749,345
Public Safety - System-wide Training	2,553	3,742	3,742	-
<b>Total Funding</b>	<b>42,142,662</b>	<b>65,031,322</b>	<b>60,807,456</b>	<b>58,292,680</b>

<b>Staffing Summary</b>	<b>FY 2007/08 Actual</b>	<b>FY 2008/09 Adopted</b>	<b>FY 2008/09 Amended</b>	<b>Adopted FY 2009/10</b>
Full-Time	327.00	399.00	399.00	400.00
<b>Total Permanent FTE</b>	<b>327.00</b>	<b>399.00</b>	<b>399.00</b>	<b>400.00</b>
Over-Time	-	-	-	-
<b>Total Non-Permanent FTE</b>	<b>-</b>	<b>-</b>	<b>-</b>	<b>-</b>
<b>Total FTE</b>	<b>327.00</b>	<b>399.00</b>	<b>399.00</b>	<b>400.00</b>



## Public Safety

### Fire Prevention Bureau

#### Program Message

The Seminole County Fire Prevention Bureau is responsible for the enforcement of the Florida Fire Prevention Code, as well as local laws and ordinances as adopted by both the State of Florida and Seminole County. The aim of the Fire Prevention Bureau is to provide the services necessary to establish a reasonable level of fire and life safety and property protection from the hazards created by fire, explosion, and other dangerous conditions. This is currently accomplished by providing services to unincorporated Seminole County and the City of Winter Springs.

- Pre-Application/Development Review - Complete the reviews within the time frames established by Planning and Development.
- Plans Review for New Construction and Fire Protections Systems – Complete the reviews in 10 business days.
- Fire Inspections for Acceptance of New Construction and Fire Protections Systems – Complete the inspections within 48 hours of the request.
- Existing Inspections – Complete the required annual fire inspections, as per the State of Florida, for existing adult and child care facilities as well as public schools.



## Public Safety

### Fire Prevention Bureau

<b>Expenditures</b>	<b>FY 2007/08 Actual</b>	<b>FY 2008/09 Adopted</b>	<b>FY 2008/09 Amended</b>	<b>FY 2009/10 Adopted</b>
Personal Services	-	517,699	517,699	566,125
Operating Expenditures	-	11,910	11,910	16,406
Internal Charges / Other	-	8,977	8,977	26,721
<b>Total Expenditures</b>	-	<b>538,586</b>	<b>538,586</b>	<b>609,252</b>

<b>Source of Funding</b>	<b>FY 2007/08 Actual</b>	<b>FY 2008/09 Adopted</b>	<b>FY 2008/09 Amended</b>	<b>FY 2009/10 Adopted</b>
Fire Protection Fund	-	538,586	538,586	609,252
<b>Total Funding</b>	-	<b>538,586</b>	<b>538,586</b>	<b>609,252</b>

<b>Staffing Summary</b>	<b>FY 2007/08 Actual</b>	<b>FY 2008/09 Adopted</b>	<b>FY 2008/09 Amended</b>	<b>Adopted FY 2009/10</b>
Full-Time	-	7.00	7.00	7.00
<b>Total Permanent FTE</b>	-	<b>7.00</b>	<b>7.00</b>	<b>7.00</b>
<b>Total FTE</b>	-	<b>7.00</b>	<b>7.00</b>	<b>7.00</b>



## Public Safety

### Animal Services

#### Program Message

Animal Services' mission is to protect the health and safety of the public while providing humane services to the animal population through enforcement of applicable laws. Activities are divided into three areas of operation. Field operations are responsible for the enforcement of animal laws. Shelter operations staff feed and care for the animals in our custody. The front desk operation interacts with customers who visit the shelter for any number of services.

#### HIGHLIGHTS

Rebuilding the burned out (February 8, 2007 fire) shelter areas was completed in May 2009. The Division once again has cat and small dog shelter facilities in a building rather than an intermodal unit, an animal treatment room, a laundry room, storage areas and a secured sally port to offload animals.

The Chameleon brand software for animal shelter management and animal control activities came online in October 2008. This acquisition supports computers in kennel trucks, and to date three trucks are online.

The volunteer program continues to grow with approximately 200 registered volunteers whose work hours are equivalent to four plus full time positions. Volunteer activities include fostering puppies and kittens until they are old enough to be made available for adoption. The foster program helps meet the Division's challenge to decrease euthanasia and increase adoptions.

The administrative and management staff continues to work on revisions to the Seminole County Animal Code and the fee schedule.



## Public Safety

### Animal Services

<b>Expenditures</b>	<b>FY 2007/08 Actual</b>	<b>FY 2008/09 Adopted</b>	<b>FY 2008/09 Amended</b>	<b>FY 2009/10 Adopted</b>
Personal Services	1,499,108	1,628,143	1,628,143	1,555,131
Operating Expenditures	290,382	376,907	454,242	378,338
Internal Charges / Other	91,297	145,697	145,697	242,641
Capital Outlay	126,400	-	-	40,000
<b>Total Expenditures</b>	<b>2,007,187</b>	<b>2,150,747</b>	<b>2,228,082</b>	<b>2,216,110</b>

<b>Source of Funding</b>	<b>FY 2007/08 Actual</b>	<b>FY 2008/09 Adopted</b>	<b>FY 2008/09 Amended</b>	<b>FY 2009/10 Adopted</b>
General Fund	1,996,160	2,130,747	2,130,747	2,196,110
Animal Services - Donations	11,027	20,000	97,335	20,000
<b>Total Funding</b>	<b>2,007,187</b>	<b>2,150,747</b>	<b>2,228,082</b>	<b>2,216,110</b>

<b>Staffing Summary</b>	<b>FY 2007/08 Actual</b>	<b>FY 2008/09 Adopted</b>	<b>FY 2008/09 Amended</b>	<b>Adopted FY 2009/10</b>
Full-Time	31.00	31.00	31.00	30.00
<b>Total Permanent FTE</b>	<b>31.00</b>	<b>31.00</b>	<b>31.00</b>	<b>30.00</b>
Over-Time	-	-	-	-
<b>Total Non-Permanent FTE</b>	<b>-</b>	<b>-</b>	<b>-</b>	<b>-</b>
<b>Total FTE</b>	<b>31.00</b>	<b>31.00</b>	<b>31.00</b>	<b>30.00</b>







## Public Works

- Director's Office / Business Office
- Stormwater Mitigation
- Road/Right-of-Way Repair and Maintenance
- Bridge Maintenance
- Water Quality
- Mosquito Control
- Engineering Professional Support
- Capital Projects Delivery
- Traffic Operations



## Public Works

### Departmental Message

The Public Works Department provides a comprehensive program of services to manage and maintain the transportation and stormwater infrastructure of Seminole County. The department delivers these services through four divisions: Business Office, Engineering, Roads-Stormwater and Traffic Engineering.

Core missions include:

- To improve our community through excellence in Public Works.
- To manage the infrastructure for a diverse and rapidly growing area while continuing to enhance safety, mobility, and quality of the community.
- To provide engineering and operating services with emphasis upon planning, design and construction of an efficient and effective Countywide transportation system that enhances the current and future mobility of the users in a safe and reliable manner.
- To provide innovative solutions for planning, construction and maintenance of stormwater infrastructure for flood prevention; and to assess and enhance the water quality of natural lakes and streams to ensure regulatory compliance and improve the quality of life for the residents and businesses of Seminole County.
- To plan, design, construct, and maintain all traffic control devices (signs, signals, school flashers, roadway markings), and to provide cost effective solutions to enhance traffic safety and maximize operational efficiency for the protection and benefit of transportation system users.

Accomplishments - FY 2008/09:

- Continued delivery of infrastructure sales tax transportation improvement projects, including Martin Luther King Boulevard, CR-15, and an award winning trail overcrossing structure at General Hutchinson Parkway/ US 17-92.
- Increased productivity in providing road maintenance services utilizing community service workers and inmate labor to augment County staff.
- Establishment of a County-wide mosquito control program in partnership with the seven cities at an overall cost savings to the taxpayer.
- Successful acquisition of federal stimulus funds for pavement rehabilitation on County arterial roadways and repair of an aging trail bridge structure.

Objectives-FY 09/10:

- Complete implementation of the County-wide mosquito control program.
- Implement Stormwater Utility/Non-ad valorem assessment and develop regulatory driven water quality capital improvement program.
- Continue delivery of sales tax funded capital improvement projects and begin closeout activities for the 2001 Sales tax program.
- Support development of next generation sales tax funding program.

Challenges:

Future budgetary issues include long term maintenance of existing transportation and stormwater assets. As the existing infrastructure is expanded and continues to age, regular maintenance such as pipe lining and road resurfacing, for example, are low cost alternatives to pipe replacement and road reconstruction. Proactive regular maintenance of existing assets using non invasive maintenance methods will significantly reduce the cost of long term maintenance when compared to reconstruction alternatives. Future maintenance resources must be allocated to adequately preserve significant capital investments in County infrastructure.

The Public Works Department is responsible for the following Programs:

•



### Public Works

Expenditures	FY 2007/08 Actual	FY 2008/09 Adopted	FY 2008/09 Amended	FY 2009/10 Adopted
Personal Services	14,045,626	13,050,481	13,069,071	10,983,584
Operating Expenditures	6,985,360	8,670,199	9,384,913	5,846,001
Internal Charges / Other	2,169,422	3,083,115	3,083,115	4,659,176
Cost Allocations (contra expenditure)	-	-	-	-440,000
Capital Outlay	57,446,467	146,857,254	166,211,440	104,916,858
Grants & Aids	39,974,178	33,990,488	74,601,206	6,641,433
Transfers	-	-	464,418	-
<b>Total Expenditures</b>	<b>120,621,053</b>	<b>205,651,537</b>	<b>266,814,163</b>	<b>132,607,052</b>

Source of Funding	FY 2007/08 Actual	FY 2008/09 Adopted	FY 2008/09 Amended	FY 2009/10 Adopted
General Fund	448,173	756,150	756,150	709,613
Transportation Trust Fund	23,589,908	24,144,597	24,823,740	19,862,207
Infrastructure Sales Tax Fund - 1991	19,242,449	37,185,379	75,174,016	24,758,588
Infrastructure Sales Tax Fund - 2001	54,049,573	106,677,773	115,352,643	59,941,003
Public Works Grants	1,358,574	10,348,261	18,328,098	4,305,004
ARRA - Public Works Stimulus Grants	-	-	4,296,000	4,296,000
Arterial Transportation Impact Fee	5,980,618	959,553	1,063,629	773,187
North Collector Transportation Impact	185,060	3,566,072	4,188,174	3,865,112
West Collector Transportation Impact	62,190	6,722,936	6,458,159	1,967,046
East Collector Transportation Impact	53,334	2,431,517	2,551,131	2,404,913
South Central Collector Transportation	1,626,219	109,571	190,841	164,005
Stormwater Fund	5,906,697	8,482,702	9,601,985	6,909,451
Natural Lands/Trails Bond Fund	8,118,258	4,267,026	3,989,393	2,610,779
Seminole Expressway Authority	-	-	40,204	40,144
<b>Total Funding</b>	<b>120,621,053</b>	<b>205,651,537</b>	<b>266,814,163</b>	<b>132,607,052</b>

Staffing Summary	FY 2007/08 Actual	FY 2008/09 Adopted	FY 2008/09 Amended	Adopted FY 2009/10
Full-Time	264.00	218.00	218.00	193.50
Part-Time	-	-	-	-
<b>Total Permanent FTE</b>	<b>264.00</b>	<b>218.00</b>	<b>218.00</b>	<b>193.50</b>
Over-Time	-	-	-	-
Temporary/Interns	-	2.00	2.00	-
<b>Total Non-Permanent FTE</b>	<b>-</b>	<b>2.00</b>	<b>2.00</b>	<b>-</b>
<b>Total FTE</b>	<b>264.00</b>	<b>220.00</b>	<b>220.00</b>	<b>193.50</b>



## Public Works

### Director's Office / Business Office

#### Program Message

This program contains the following services which have the ultimate purpose of providing day-to-day management and technical support for the Department's capital and maintenance programs that insure long-term sustainability and effective, efficient infrastructure systems for Seminole County citizens:

- Management Oversight, Personnel, Financial, Fiscal Support
- Customer Service/ Issues Management
- Seminole County Expressway Authority

The Director's Office/Business Office provides leadership and direction, management and financial oversight to the entire Department, including technical support of department-wide management systems related to maintenance and capital programs, asset management, and GIS. Detailed descriptions of the services provided are as follows:

- Management Oversight, Personnel, Financial, Fiscal Support
  - o Capital Project Management – Providing overall project coordination and tracking of project funding.
  - o Revenue Management – Monitoring revenues received from grants, interlocal agreements with other governmental agencies, impact fees, and sales taxes.
  - o Invoice Processing/Procurement – Processing invoices and procurement requests in a timely manner, while verifying authorization.
  - o Program Budgeting and Monitoring – Coordinating annual budget process with all Divisions.
  - o Resource Management – Tracking all employment positions in the Department for budgetary purposes.
  - o Asset Management- GIS (Geographic Information Systems) manages and updates County infrastructure information, which is essential for asset management and financial reporting. This information is part of the overall management process, in which all future maintenance and planning activities of the Department, including budgeting operations and future capital outlays can be defined. .
- Customer Service/ Issues Management
  - o Resolution of customer issues and coordination with County Manager and BCC offices.
- Seminole County Expressway Authority
  - o Administrative support to the Expressway Authority.

#### Accomplishments - FY 08/09:

- Continued to provide essential services to entire Department with a smaller workforce.
- Initiated invoicing Business Process improvement review in collaboration with Information Technology Services and Environmental Services departments.
- Significantly reduced department workers' compensation charges (\$350K) by evaluating and correctly assigning risk categories by position.
- Implementation of Project reporting database, which provides project information essential to effective decision making.
- Implemented "Conflict Detection" process/application that includes coordination between Public Works, Environmental Services and Development Review Applications. Used GIS tools to share data and spatially map work to maximize resources, and avoid overlap or conflicts between departments.
- Continued to optimize proactive asset inspection program to identify maintenance repairs prior before they become a real problem, as well as identifying long term capital needs.

#### Objectives- FY 09/10:

- Implementation of revisions to the invoice processing and procurement processes based upon results of the Business Process improvement review with Information Technology Services.
- Monitor compliance with requirements related to stimulus funds received under the American Recovery and Reinvestment Act of 2009.
- Continue to utilize technology to improve communication within and outside of the Department. Expand the use of existing technology tools across the Department to maximize the Department's infrastructure at a minimum acceptable life-cycle cost.
- Continue to streamline processes in order to improve project reporting and grant utilization

#### Challenges:

- To accomplish necessary daily tasks, meet the future needs for the department, improve business processes, and provide long-term sustainability, all with fewer resources.



## Public Works

### Director's Office / Business Office

<u>Expenditures</u>	FY 2007/08 Actual	FY 2008/09 Adopted	FY 2008/09 Amended	FY 2009/10 Adopted
Personal Services	1,404,489	1,291,443	1,251,443	946,232
Operating Expenditures	55,370	61,896	141,348	94,508
Internal Charges / Other	208,940	742,436	742,436	1,252,791
Cost Allocations (contra expenditure)	-	-	-	-440,000
Grants & Aids	2,404	10,714	11,466	10,819
<b>Total Expenditures</b>	<b>1,671,203</b>	<b>2,106,489</b>	<b>2,146,693</b>	<b>1,864,350</b>

<u>Source of Funding</u>	FY 2007/08 Actual	FY 2008/09 Adopted	FY 2008/09 Amended	FY 2009/10 Adopted
Transportation Trust Fund	1,671,203	2,106,489	2,106,489	1,384,206
Stormwater Fund	-	-	-	440,000
Seminole Expressway Authority	-	-	40,204	40,144
<b>Total Funding</b>	<b>1,671,203</b>	<b>2,106,489</b>	<b>2,146,693</b>	<b>1,864,350</b>

<u>Staffing Summary</u>	FY 2007/08 Actual	FY 2008/09 Adopted	FY 2008/09 Amended	Adopted FY 2009/10
Full-Time	22.00	15.00	15.00	12.00
<b>Total Permanent FTE</b>	<b>22.00</b>	<b>15.00</b>	<b>15.00</b>	<b>12.00</b>
Temporary/Interns	-	-	-	-
<b>Total Non-Permanent FTE</b>	<b>-</b>	<b>-</b>	<b>-</b>	<b>-</b>
<b>Total FTE</b>	<b>22.00</b>	<b>15.00</b>	<b>15.00</b>	<b>12.00</b>



## Public Works Stormwater Mitigation

### Program Message

This program contains the following services which have the ultimate purpose of keeping drainage systems operational and improving stormwater quality:

- Maintenance and repair of stormwater infrastructure (pipe, drain, etc.)
- Maintenance of ditches and canals
- Maintenance of retention ponds

The primary function of the Stormwater Mitigation Program is the maintenance of major stormwater facilities, such as canals and retention ponds, throughout the unincorporated area of Seminole County. The Stormwater Field Operations Section of the Roads-Stormwater Division has maintenance responsibility for approximately 540 retention ponds and 47 miles of canals and major ditches. This involves inspection, repairs, functional and sometimes aesthetic maintenance of these drainage facilities and all appurtenant pipes and structures.

Functional maintenance involves dredging of vegetation and sediments, repairs to slopes and berms, repair or replacement of pipes and structures, erosion control measures, and the cleaning of pipes and inlets. Aesthetic maintenance refers to mowing of ponds and canals, along with weed-eating, tree-trimming, and establishing new ground cover in disturbed areas.

These functions are currently performed by a staff of 17 field personnel and supervisors who, due to the large number of facilities maintained, are supplemented by certain contracted services. The four crews use three excavators, two vacuum trucks and a variety of smaller equipment to perform these maintenance tasks. The mowing of canals and some ponds is performed once a month by contract and some of the dredging and aquatic weed removal is also done by contract. Contracted services for pipelining associated with the 484 centerline miles of the roadway system served by enclosed drainage are also budgeted under this section.

As new facilities are built or accepted by Seminole County, and stormwater regulation increases, the workload of this section will continue to expand. The budget for contracted services increases to maintain the mowing level of service for additional facilities. In light of the relationship to regulatory compliance, an important objective for this program is to refine level of service measures and reporting for retention ponds and canal maintenance activities.

### Accomplishments - FY 2008/09:

Fiscal Year	07/08	08/09	Estimated 09/10
Retention ponds maintained	539	545	550
Maintained canal miles	47	58	60
Pond mowing cycles	09	09	09

### Objectives - FY 09/10:

- Complete an annual schedule of canal and outfall ditch maintenance in County easements. This will provide residents and internal customers with a realistic time frame for future maintenance.
- Coordinate pond inspections with maintenance scheduling and herbicide treatment. By coordinating pond activities, we may eliminate overlap in inspections and enhance the effectiveness of treatments.

### Challenges:

- Age of infrastructure. As drainage facilities begin to age, the amount of effort and cost of maintenance and replacement begins to increase dramatically. Many of the subdivisions in Seminole County have exceeded the routine maintenance stage and are in need of major rehabilitation or reconstruction.
- The number of maintained facilities has continued to increase each year while the staffing and funding has decreased substantially over the last three years.



## Public Works

### Stormwater Mitigation

<b>Expenditures</b>	<b>FY 2007/08 Actual</b>	<b>FY 2008/09 Adopted</b>	<b>FY 2008/09 Amended</b>	<b>FY 2009/10 Adopted</b>
Personal Services	1,036,994	1,008,546	1,008,546	962,409
Operating Expenditures	650,360	821,980	821,980	771,544
Internal Charges / Other	4,537	5,726	5,726	324,685
<b>Total Expenditures</b>	<b>1,691,891</b>	<b>1,836,252</b>	<b>1,836,252</b>	<b>2,058,638</b>

<b>Source of Funding</b>	<b>FY 2007/08 Actual</b>	<b>FY 2008/09 Adopted</b>	<b>FY 2008/09 Amended</b>	<b>FY 2009/10 Adopted</b>
Stormwater Fund	1,691,891	1,836,252	1,836,252	2,058,638
<b>Total Funding</b>	<b>1,691,891</b>	<b>1,836,252</b>	<b>1,836,252</b>	<b>2,058,638</b>

<b>Staffing Summary</b>	<b>FY 2007/08 Actual</b>	<b>FY 2008/09 Adopted</b>	<b>FY 2008/09 Amended</b>	<b>Adopted FY 2009/10</b>
Full-Time	20.00	18.00	18.00	17.00
<b>Total Permanent FTE</b>	<b>20.00</b>	<b>18.00</b>	<b>18.00</b>	<b>17.00</b>
Over-Time	-	-	-	-
<b>Total Non-Permanent FTE</b>	<b>-</b>	<b>-</b>	<b>-</b>	<b>-</b>
<b>Total FTE</b>	<b>20.00</b>	<b>18.00</b>	<b>18.00</b>	<b>17.00</b>



## Public Works

### Road/Right-of-Way Repair and Maintenance

#### Program Message

This program contains the following services which have the ultimate purpose of keeping existing roads safe and maximizing their useful life.

- Routine maintenance of existing roads
- Pavement resurfacing and reconstruction
- Maintenance of sidewalk areas (tree trimming, mowing, guardrails, etc.)
- Removal of large debris from roadsides

The primary function of the Road/Right-of-Way Repair and Maintenance Program, executed through the Section of the Roads-Stormwater Division, is the maintenance of the accepted County roads and drainage systems and stormwater facilities. Roads-Stormwater crews activities include, but are not limited to; the repair, maintenance, and replacement of drainage systems, asphalt surface and shoulder rehabilitation and replacement, ditch cleaning, and unpaved road maintenance. This is a County-wide priority that provides safe passage for the traveling public and protects the integrity of the drainage systems and facilities, while maintaining required levels of aesthetics. Implementation of the asset inspection program has identified deficiencies that have generated a high number of internally created work orders, especially in the area of sidewalk maintenance.

#### Accomplishments - FY 08/09:

- Asset Management Program consists of evaluating and maintaining existing County assets to meet acceptable standards and input into the Division's Maintenance Management System. In FY 08/09, inspections have been completed on 3,818 pipes, 810,000 LF of sidewalks, and 2,945 structures.

- Asphalt surface maintenance includes filling potholes and roadway patching. In FY 08/09, 1,739 potholes have been filled to protect the roadway infrastructure and the traveling public.

- Roadside ditch cleaning clears the ditches of debris and overgrowth to prevent stormwater backup and reduce potential flooding of homes and private property. In FY 08/09, 312,650 LF of ditches have been cleaned.

- Pipe repairs/cleaning ensures stormwater pipes are free of debris and are open to allow unrestricted stormwater flow. In FY 08/09, 208 pipes have been replaced and 10,464 LF of pipe has been video inspected.

- Contract tree trimming, mowing, guardrail and handrail are provided to supplement the Division's workload. In FY 08/09, 116 lane miles have been trimmed, 4,262 acres have been mowed (1121 acres was mowed in house), 302 LF of guardrail and 483 LF of handrail have been replaced.

#### Objectives - FY 09/10:

- Develop a standard operating procedure for all Team Leaders and Crew Chiefs for planning/scheduling/tracking projects taking longer than 3 days to complete. This will provide continuity between the teams and increase our effectiveness.

- Reduce unit cost by 12 to 20% for the top 5 most utilized activities (ditch cleaning, pothole repair, inlet manhole repair, final dressing and sidewalk replacement). With the reduction in staff, it's critical to work as efficiently as possible while maintaining safety and quality of work.

#### Challenges:

- Increase in response time for routine/emergency repair services like pothole and sidewalk, ditch cleaning and the length of time to open roads/clear debris after emergencies (hurricanes, tornados, flooding, etc...).

- Pipe failures in older subdivisions are on the rise and repairs/replacements are taking longer due to staffing levels.





## Public Works

### Road/Right-of-Way Repair and Maintenance

<b>Expenditures</b>	<b>FY 2007/08 Actual</b>	<b>FY 2008/09 Adopted</b>	<b>FY 2008/09 Amended</b>	<b>FY 2009/10 Adopted</b>
Personal Services	6,530,393	5,941,821	5,941,821	4,885,487
Operating Expenditures	2,795,828	3,165,028	3,165,028	2,029,823
Internal Charges / Other	1,633,276	1,955,592	1,955,592	1,894,973
Capital Outlay	769,533	502,775	693,021	48,802
<b>Total Expenditures</b>	<b>11,729,030</b>	<b>11,565,216</b>	<b>11,755,462</b>	<b>8,859,085</b>

<b>Source of Funding</b>	<b>FY 2007/08 Actual</b>	<b>FY 2008/09 Adopted</b>	<b>FY 2008/09 Amended</b>	<b>FY 2009/10 Adopted</b>
Transportation Trust Fund	10,996,565	11,075,316	11,275,562	7,304,208
Infrastructure Sales Tax Fund - 2001	732,465	489,900	479,900	48,802
Stormwater Fund	-	-	-	1,506,075
<b>Total Funding</b>	<b>11,729,030</b>	<b>11,565,216</b>	<b>11,755,462</b>	<b>8,859,085</b>

<b>Staffing Summary</b>	<b>FY 2007/08 Actual</b>	<b>FY 2008/09 Adopted</b>	<b>FY 2008/09 Amended</b>	<b>Adopted FY 2009/10</b>
Full-Time	122.00	102.00	102.00	85.00
<b>Total Permanent FTE</b>	<b>122.00</b>	<b>102.00</b>	<b>102.00</b>	<b>85.00</b>
Over-Time	-	-	-	-
<b>Total Non-Permanent FTE</b>	<b>-</b>	<b>-</b>	<b>-</b>	<b>-</b>
<b>Total FTE</b>	<b>122.00</b>	<b>102.00</b>	<b>102.00</b>	<b>85.00</b>



## Public Works

### Bridge Maintenance

#### Program Message

This program contains the following service which has the ultimate purpose of assuring that public pedestrian and vehicular bridges are safe and structurally adequate:

- Pedestrian/vehicular bridge inspections and repair

Accomplishments - FY 08/09:

- Every two years the State of Florida mandates that all highway/pedestrian bridges and storm water culverts are to be inspected to identify deficiencies. These deficiencies then have to be corrected and repair logs need to be submitted to the State to bring the bridge report to closure. The State performs the inspection for the vehicular bridges and the County is responsible for all repairs. As for pedestrian bridges and culverts, the County performs the inspections and repairs and submits data to the State.
- There are a total of 14 pedestrian bridges and a total of 22 vehicular bridges that require bi-annual inspection reports to be submitted along with identification of deficiencies and an update to the reports when repairs are completed.

Objectives - FY 09/10:

Identify a funding source for the establishment of permanent bridge maintenance and repair program for the expanded system.

Challenges:

Increasing number of required inspections and associated repairs due to additional bridge, tunnel, and culvert crossings added to the system as roadway and storm water capital improvements are completed.



**Public Works**

**Bridge Maintenance**

**Expenditures**

Operating Expenditures
Capital Outlay
<b>Total Expenditures</b>

FY 2007/08 Actual	FY 2008/09 Adopted	FY 2008/09 Amended	FY 2009/10 Adopted
-	-	-	150,500
-	-	-	250,000
-	-	-	<b>400,500</b>

**Source of Funding**

Transportation Trust Fund
<b>Total Funding</b>

FY 2007/08 Actual	FY 2008/09 Adopted	FY 2008/09 Amended	FY 2009/10 Adopted
-	-	-	400,500
-	-	-	<b>400,500</b>

**Staffing Summary**

FY 2007/08 Actual	FY 2008/09 Adopted	FY 2008/09 Amended	Adopted FY 2009/10

Total FTE



## Public Works

### Water Quality

#### Program Message

This program contains the following federally mandated services which have the ultimate purpose of keeping the County's natural water bodies clean:

- Pollution prevention and reduction
- Pollution detection, tracking, forecasting and assessment
- Environmental impact and restoration assessments
- Watershed awareness, education, training, volunteer opportunities and projects
- Environmental regulatory compliance, intergovernmental and interdepartmental coordination and assistance
- Water body restoration, enhancement, and maintenance
- Maintaining water quality, meteorologic and hydrologic systems

The mission of the Water Quality Program (WQP) is to monitor, protect, and restore the quality of surface waters in Seminole County. The program was initiated more than ten years ago to meet federal and state National Pollution Discharge Elimination System (NPDES) and Total Maximum Daily Load (TMDL) stormwater permit requirements. Permit compliance is achieved through coordinated water chemistry and biological monitoring programs, providing formal water resource assessments, public education and volunteer programs, and by providing technical assistance to residents, other agencies and local governments. The science-based Lake Management Program (LMP) was initiated in FY 2006/07 primarily to address the regulatory requirements of the state and federal Total Maximum Daily Load program of the Clean Water Act. The LMP is focusing on in-lake assessments and restorations, as well as targeted watershed education and source reduction through the contracted Florida Yards and Neighborhoods (FYN) Program for these priority waterbodies. LMP provides technical assistance and oversight to the County's Municipal Service Benefit Unit (MSBU) Program for the numerous individual aquatic weed control and/or lake restoration MSBU's.

#### Accomplishments - FY 08/09:

- The WQP regularly monitors 77 waterbodies for water chemistry and biology; 145 waterbodies for hydrologic data;
- 15 weather stations, located in each of the major watersheds, collect meteorological data used not only for watershed assessments but for emergency management purposes.
- Activities conducted to further delineate the actual pollutant sources for the Lake Jesup TMDL Basin Management Action Plan (BMAP):
  - Additional storm event auto-samplers were installed within the Howell Creek Basin, with cost shares obtained from St. Johns River Water Management District (SJRWMD);
  - Detailed Lake Jesup Seepage Study was initiated with anticipated cost share from SJRWMD
  - Completed detailed nutrient assessments for Lake Howell and Bear Gully Lakes, both TMDL waterbodies and both within the Jesup Basin, including a variety of recommendations for restoration
- Public Service Announcements (PSA's) promoting stormwater education and proper fertilizer usage were produced and broadcast on local NBC affiliate WESH 2; cost shares were obtained from 10 other local governments as well as from the Environmental Services Department.
- A full 5% gross pollutant load educational credit was granted by FDEP for the WQP/LMP's extensive education and outreach programs. This is the maximum allowable by FDEP and for the Jesup Basin alone, provided a pollutant load reduction credit equivalent to the construction of two major regional stormwater treatment facilities (STF).
- Continued the monitoring of the five major STF, to determine actual pollutant load removals and to identify ways to maximize the efficiency of each. 80% of the cost of this project was paid by FDEP TMDL grants.
- Monthly lake monitoring on 8 MSBU lakes providing each community with updates and educational information.
- Staff certified in new FDEP Lake Vegetation Indices (LVI) and implemented this assessment tool on lakes Countywide.

#### Objectives - FY09/10:

- Develop and Implement a Shoreline Protection Ordinance to assist in meeting TMDL allocation goals/requirements.
- Conduct detailed nutrient assessments for Bear Lake Chain and East Crystal Chain, with cost share from other partners.
- Continue to expand the educational outreach efforts and PSA with cost shares from other partners.
- Continue to assist FDEP with the development/implementation of TMDLs and continue to participate in BMAPs to ensure scientifically- based fair and equitable allocations are assigned to the County.
- Maintain NPDES permit compliance through continued inspection and training programs County wide.

#### Challenges:

- Identifying funding sources to continue to meet regulatory compliance requirements in a pro-active, cost effective manner;



## Public Works

### Water Quality

<b>Expenditures</b>	<b>FY 2007/08 Actual</b>	<b>FY 2008/09 Adopted</b>	<b>FY 2008/09 Amended</b>	<b>FY 2009/10 Adopted</b>
Personal Services	497,531	463,436	463,436	460,702
Operating Expenditures	1,175,037	2,027,176	2,325,361	880,209
Internal Charges / Other	11,876	14,972	14,972	87,827
Capital Outlay	52,676	195,000	195,000	170,000
<b>Total Expenditures</b>	<b>1,737,120</b>	<b>2,700,584</b>	<b>2,998,769</b>	<b>1,598,738</b>

<b>Source of Funding</b>	<b>FY 2007/08 Actual</b>	<b>FY 2008/09 Adopted</b>	<b>FY 2008/09 Amended</b>	<b>FY 2009/10 Adopted</b>
Infrastructure Sales Tax Fund - 1991	-	44,200	44,200	44,200
Public Works Grants	82,310	-	173,391	24,000
Arterial Transportation Impact Fee	-	125,800	125,800	125,800
Stormwater Fund	1,654,810	2,530,584	2,655,378	1,404,738
<b>Total Funding</b>	<b>1,737,120</b>	<b>2,700,584</b>	<b>2,998,769</b>	<b>1,598,738</b>

<b>Staffing Summary</b>	<b>FY 2007/08 Actual</b>	<b>FY 2008/09 Adopted</b>	<b>FY 2008/09 Amended</b>	<b>Adopted FY 2009/10</b>
Full-Time	6.00	5.00	5.00	5.00
<b>Total Permanent FTE</b>	<b>6.00</b>	<b>5.00</b>	<b>5.00</b>	<b>5.00</b>
Over-Time	-	-	-	-
<b>Total Non-Permanent FTE</b>	<b>-</b>	<b>-</b>	<b>-</b>	<b>-</b>
<b>Total FTE</b>	<b>6.00</b>	<b>5.00</b>	<b>5.00</b>	<b>5.00</b>



## Public Works

### Mosquito Control

#### Program Message

This program contains the following services which have the ultimate purpose of preventing the transmission of mosquito-borne diseases, protecting the health and well-being of humans, domestic animals, and wildlife:

- Mosquito Abatement
- Public Outreach/Education

The primary function of the Mosquito Control Program is to reduce the risk of mosquito-borne disease for the residents of Seminole County. Prior to 2001, Seminole County did not provide mosquito control, but with the onset of West Nile Virus, contracted mosquito spraying was done that year on an emergency basis. In 2002, comprehensive mosquito control services were bid and contracted for a five year period. These services include, but are not limited to; year-round monitoring of a trap network to track populations and identify species, inspection and larviciding of County retention ponds, truck spraying, and aerial spraying, if necessary.

The Joint City/County Advisory Committee recommended, with the endorsement of the BCC and the municipalities, implementing a Countywide mosquito control program that would include the cities. This program would provide the existing County level of service with additional scientific, public education, and customer service emphasis. This budget includes a number of temporary seasonal positions, which are part of the proposed in-house program. Existing contracted services will continue into the second year while the program is being implemented and will likely play some part of the program when fully implemented.

Accomplishments - FY 08/09:

- Program is recognized by the state and receives some state funding. Annual report has been sent for state compliance.
- Inspection sites have been established throughout the County and cities and divided into zones. Each zone is inspected weekly and treatments are done accordingly. We currently inspect and larvicide both County and city sites.
- Educational outreach has been established through media, public service announcements, school programs and presentations to cities.

Objectives - FY 09/10:

- To complete staffing of full-time and temporary positions.
- Expand adulticiding (fogging) to the cities.

Challenges:

- Working with cities to promote science-based program of education, source reduction, and treatment verses complaint-driven spraying.
- Utilizing staff to get maximum effect during changing climatic conditions.



## Public Works

### Mosquito Control

<b>Expenditures</b>	<b>FY 2007/08 Actual</b>	<b>FY 2008/09 Adopted</b>	<b>FY 2008/09 Amended</b>	<b>FY 2009/10 Adopted</b>
Personal Services	213,502	351,895	351,895	397,698
Operating Expenditures	190,521	414,003	412,824	243,697
Internal Charges / Other	1,766	2,252	2,252	42,218
Capital Outlay	42,384	23,000	23,000	26,000
<b>Total Expenditures</b>	<b>448,173</b>	<b>791,150</b>	<b>789,971</b>	<b>709,613</b>

<b>Source of Funding</b>	<b>FY 2007/08 Actual</b>	<b>FY 2008/09 Adopted</b>	<b>FY 2008/09 Amended</b>	<b>FY 2009/10 Adopted</b>
General Fund	448,173	756,150	756,150	709,613
Public Works Grants	-	35,000	33,821	-
<b>Total Funding</b>	<b>448,173</b>	<b>791,150</b>	<b>789,971</b>	<b>709,613</b>

<b>Staffing Summary</b>	<b>FY 2007/08 Actual</b>	<b>FY 2008/09 Adopted</b>	<b>FY 2008/09 Amended</b>	<b>Adopted FY 2009/10</b>
Full-Time	4.00	4.00	4.00	7.50
<b>Total Permanent FTE</b>	<b>4.00</b>	<b>4.00</b>	<b>4.00</b>	<b>7.50</b>
Temporary/Interns	-	2.00	2.00	-
<b>Total Non-Permanent FTE</b>	<b>-</b>	<b>2.00</b>	<b>2.00</b>	<b>-</b>
<b>Total FTE</b>	<b>4.00</b>	<b>6.00</b>	<b>6.00</b>	<b>7.50</b>



## Public Works

### Engineering Professional Support

#### Program Message

This program contains the following services which have the ultimate purpose of providing technical support to the general public as well as with other County departments:

- Right of Way Research and Support
- Utility permitting
- Vertical and horizontal surveying controls
- Plat review/approval

The primary activities of this program are to provide support in the form of right-of-way information, surveying, and utility permitting within the County's rights-of-way. In addition, transportation activities on a regional scale such as SunRail commuter rail project and MetroPlan Orlando functions are managed within this program.

The right-of-way section performs title searches and acquisition of property/easement through donations in support of the Public Works Department's maintenance activities and improvement projects. In addition, this section serves as the primary reference resource for public right-of-way information both for internal and external customers.

The survey section provides field survey support for the Public Works Department's maintenance activities and other County operations. The section is also responsible from maintaining vertical and horizontal survey controls, which constitute the reference points for every survey completed on properties within Seminole County. The survey section additionally reviews and approves new subdivision plats and confirms the locations of all new property corners that are platted within the County.

In addition to the above activities, permits for utility activities that occur within the County's rights-of-way are issued by the Engineering Division.

Regional transportation activities such as participating in MetroPlan Orlando Committees are part of this section. Management and coordination of the SunRail commuter rail project for the County and development of State and Federal legislative items are all key activities within this section.

#### Accomplishments – FY 08/09:

- Working with representatives from the Florida Department of Transportation (FDOT) and local governments, completed coordination for the final design of the commuter rail system in Seminole County. Also, the majority of the right-of-way for the four (4) stations in Seminole County has been acquired. Received approximately \$1.5 million dollars in grants for station upgrading.
- Working through MetroPlan Orlando, established a priority list of projects for the Federal Stimulus Program. Received funding for four (4) projects totaling over \$4 million dollars.
- Worked with the Planning and Development Department to shift the duties of right-of-way permitting from the Engineering Division.

#### Objectives – FY 09/10:

- Work with representatives from local governments to develop strategies to fund commuter rail in Central Florida.
- Evaluate options to provide additional support for utility permit coordination.

#### Challenges:

- Assist in developing data for a potential 3rd generation sales tax program.
- Evaluate impacts on programs with or without the development of a 3rd generation sales tax program.





## Public Works

### Engineering Professional Support

<b>Expenditures</b>	<b>FY 2007/08 Actual</b>	<b>FY 2008/09 Adopted</b>	<b>FY 2008/09 Amended</b>	<b>FY 2009/10 Adopted</b>
Personal Services	1,453,603	1,352,079	1,352,079	844,722
Operating Expenditures	19,545	42,943	42,943	24,964
Internal Charges / Other	18,717	24,905	24,905	117,037
Capital Outlay	21,796	-	-	-
<b>Total Expenditures</b>	<b>1,513,661</b>	<b>1,419,927</b>	<b>1,419,927</b>	<b>986,723</b>

<b>Source of Funding</b>	<b>FY 2007/08 Actual</b>	<b>FY 2008/09 Adopted</b>	<b>FY 2008/09 Amended</b>	<b>FY 2009/10 Adopted</b>
Transportation Trust Fund	1,513,661	1,419,927	1,419,927	986,723
<b>Total Funding</b>	<b>1,513,661</b>	<b>1,419,927</b>	<b>1,419,927</b>	<b>986,723</b>

<b>Staffing Summary</b>	<b>FY 2007/08 Actual</b>	<b>FY 2008/09 Adopted</b>	<b>FY 2008/09 Amended</b>	<b>Adopted FY 2009/10</b>
Full-Time	23.00	19.00	19.00	13.00
<b>Total Permanent FTE</b>	<b>23.00</b>	<b>19.00</b>	<b>19.00</b>	<b>13.00</b>
<b>Total FTE</b>	<b>23.00</b>	<b>19.00</b>	<b>19.00</b>	<b>13.00</b>



## Public Works

### Capital Projects Delivery

#### Program Message

This program contains the following services which have the ultimate purpose of delivering capital projects (roadway, stormwater, subdivision rehabilitation, sidewalks, and trails) that eliminate congestion, increase personal mobility, update aging infrastructure, minimize flooding, and meet federally mandated water quality improvement requirements:

- Project Management
- Engineering Services
- Transportation concurrency and transportation impact fee reviews
- Construction Engineering Inspections

The primary mission of this program is to deliver the following capital programs to our residents:

- Transportation (roads and sidewalks)
- Regional stormwater facilities and localized drainage projects
- Asphalt resurfacing
- Trail improvements
- Bridge rehabilitation

The Transportation Capital Program facilitates the safe and effective movement of goods/services by improving the safety and capacity of roadways within the County. Major road projects consist mainly of adding additional lane capacity to arterial and collector roadways. Minor road projects are designed and constructed for various purposes such as: intersection improvements, additional lanes, and minor drainage improvements.

The Stormwater Capital Program develops projects to reduce pollutant loadings within Seminole County water bodies by creating regional ponds that improve the water quality in major water bodies and constructing localized projects to correct and eliminate flooding conditions. Other examples of stormwater projects include, but are not limited to, basin evaluations, outfall improvements, and constructing regional stormwater facilities.

The Trail Program plans and constructs multi-use recreational facilities for non- motorized users. Trails, sidewalks, and pedestrian overpass projects are designed and constructed to improve pedestrian safety and enhance multi-modal connections to neighborhoods and schools.

#### Accomplishments - FY 08/09:

- County Road 46A from Upsala Road to Old Lake Mary Road
- Martin Luther King Boulevard (Airport Blvd) from US Highway 17-92 to State Road 46
- Bear Lake Road from County Line to State Road 436 –Safety and Drainage Improvements
- Wekiva Springs Road from Wekiva Springs Lane to Fox Valley - Safety and Drainage Improvements
- Wekiva Springs Road from Sweetwater Boulevard to County Line – Minor Widening and Turn Lane Improvements
- Pedestrian Tunnel at State Road 434 and Markham Woods Road -
- US Highway 17-92 Pedestrian Bridge at General Hutchinson Road
- US Highway 17-92 from the County Line to Lake of The Woods Boulevard
- A total of 5 miles of sidewalk will be constructed by the end of Fiscal Year 08/09
- The completion of 6.5 miles of multi-purpose trails

#### Objectives – FY 09/10:

- The completion of the capital projects along with the four (4) stimulus projects that were awarded to Seminole County under the American Recovery and Reinvestment Act of 2009.
- Position Seminole County for any future funding under the same act.

#### Challenges:

- Keep costs down to ensure that the reduction in revenues does not impact the schedules of current and future Capital Improvement Projects.
- Manage reassignments of resources and revenues as Capital Program shifts from major roadway widening projects to more focused improvements for intersection safety, and minor widening projects to improve capacity.



## Public Works

### Capital Projects Delivery

<b>Expenditures</b>	<b>FY 2007/08 Actual</b>	<b>FY 2008/09 Adopted</b>	<b>FY 2008/09 Amended</b>	<b>FY 2009/10 Adopted</b>
Operating Expenditures	458,748	338,318	675,224	-211,762
Internal Charges / Other	101,148	97,965	97,965	501,816
Capital Outlay	55,149,123	143,559,113	161,869,242	101,921,763
Grants & Aids	39,971,774	33,979,774	74,589,740	6,630,614
Transfers	-	-	464,418	-
<b>Total Expenditures</b>	<b>95,680,793</b>	<b>177,975,170</b>	<b>237,696,589</b>	<b>108,842,431</b>

<b>Source of Funding</b>	<b>FY 2007/08 Actual</b>	<b>FY 2008/09 Adopted</b>	<b>FY 2008/09 Amended</b>	<b>FY 2009/10 Adopted</b>
Transportation Trust Fund	4,483,800	4,856,132	5,275,089	4,926,284
Infrastructure Sales Tax Fund - 1991	19,242,449	37,141,179	75,129,816	24,714,388
Infrastructure Sales Tax Fund - 2001	52,092,605	103,617,857	111,448,916	57,465,513
Public Works Grants	1,276,264	10,313,261	18,120,886	4,281,004
ARRA - Public Works Stimulus Grants	-	-	4,296,000	4,296,000
Arterial Transportation Impact Fee	5,980,618	833,753	937,829	647,387
North Collector Transportation Impact	185,060	3,566,072	4,188,174	3,865,112
West Collector Transportation Impact	62,190	6,722,936	6,458,159	1,967,046
East Collector Transportation Impact	53,334	2,431,517	2,551,131	2,404,913
South Central Collector Transportation	1,626,219	109,571	190,841	164,005
Stormwater Fund	2,559,996	4,115,866	5,110,355	1,500,000
Natural Lands/Trails Bond Fund	8,118,258	4,267,026	3,989,393	2,610,779
<b>Total Funding</b>	<b>95,680,793</b>	<b>177,975,170</b>	<b>237,696,589</b>	<b>108,842,431</b>

<b>Staffing Summary</b>	<b>FY 2007/08 Actual</b>	<b>FY 2008/09 Adopted</b>	<b>FY 2008/09 Amended</b>	<b>Adopted FY 2009/10</b>
Full-Time	26.00	21.00	21.00	21.00
Part-Time	-	-	-	-
<b>Total Permanent FTE</b>	<b>26.00</b>	<b>21.00</b>	<b>21.00</b>	<b>21.00</b>
Over-Time	-	-	-	-
<b>Total Non-Permanent FTE</b>	<b>-</b>	<b>-</b>	<b>-</b>	<b>-</b>
<b>Total FTE</b>	<b>26.00</b>	<b>21.00</b>	<b>21.00</b>	<b>21.00</b>



## Public Works

### Traffic Operations

#### Program Message

This program maintains the following services which have the ultimate purpose of managing traffic to ensure safety and efficiency of the transportation system:

- Traffic signal installation, repair and timing
- Traffic sign installation, repair, maintenance and replacement
- Roadway striping and other markings
- Fiber and Advanced Traffic Management System (ATMS) installation, repair, maintenance and overall management
- Transportation studies and data processing
- Transportation safety education

The Traffic Operations Program provides all essential engineering and operations functions related to traffic safety and efficiency elements as provided by Florida Law, the Board of County Commissioners, and in accordance with all Federal, State, and Local standards. This includes the planning, design, construction and maintenance of multiple related systems. The major systems include signals, fiber-optic network, signing, striping, and Advanced Traffic Management System. The overall infrastructure includes 374 traffic signals, 40 warning flashers, 152 school flashers, 250 corridor miles of fiber, an estimated 86,000 signs and 29 variable message signs. The essential functions related to these systems include traffic safety and operational studies, roadway signing, traffic emergency management, signal and signal system operations, and maintenance, roadway and intersection striping program, administration of construction and professional service contracts.

In carrying out the Traffic Operations Program, the Traffic Engineering Division continues to look for new ways of being more efficient while continuing to preserve safety and protect the quality of life.

#### Accomplishments – FY 08/09:

In FY 08/09 staff continued to work with FDOT and MetroPlan to retime State Highway corridors within the County. 6 corridors were retimed with almost 50 signals utilizing State funds. This was the second year of this retiming program, which is estimated to have saved hundreds of dollars in lost time and wasted fuel.

#### Objectives – FY 09/10:

- Signal Preventative Measures- The goal is to be more proactive in replacing aging signal equipment. Several specific replacement programs are included in the FY 09/10 signal maintenance operating line to replace equipment before the end of its service life rather than after it fails. This increases safety, reduces our exposure to liability, allows more time for planning and reduces trouble calls and overtime expenses. The replacement programs include cabinets; cabinet electronics (controllers, monitors, power supplies, etc.) mast arm recabling and span wire re-builds.
- Sign rehabilitation- The goal is to establish new requirements for replacement of existing signs. This would include a recycling program that would include the reuse of material normally considered waste and using it to making new signs. All procedures and standards will be reviewed periodically for cost saving measures.
- Increase fiber revenues- The Fiber Section continues to work with outside agencies to increase the number of connections to the Fiber Wide Area Network (FWAN), balancing the need to increase revenues and not overwhelm limited existing resources (manpower, equipment, etc.). The section is completing a large project for the School Board where 20 schools were added to the network, increasing annual fiber maintenance revenue by almost \$100,000. Traffic Engineering will be evaluating the feasibility of an installation fee, in addition to the maintenance fee, to more fully recover costs associated with new connections.

#### Challenges:

- Continuing safe and efficient operations of an expanding system with limited resources



## Public Works

### Traffic Operations

<b>Expenditures</b>	<b>FY 2007/08 Actual</b>	<b>FY 2008/09 Adopted</b>	<b>FY 2008/09 Amended</b>	<b>FY 2009/10 Adopted</b>
Personal Services	2,909,114	2,641,261	2,699,851	2,486,334
Operating Expenditures	1,639,951	1,798,855	1,800,205	1,862,518
Internal Charges / Other	189,162	239,267	239,267	437,829
Capital Outlay	1,410,955	2,577,366	3,431,177	2,500,293
<b>Total Expenditures</b>	<b>6,149,182</b>	<b>7,256,749</b>	<b>8,170,500</b>	<b>7,286,974</b>

<b>Source of Funding</b>	<b>FY 2007/08 Actual</b>	<b>FY 2008/09 Adopted</b>	<b>FY 2008/09 Amended</b>	<b>FY 2009/10 Adopted</b>
Transportation Trust Fund	4,924,679	4,686,733	4,746,673	4,860,286
Infrastructure Sales Tax Fund - 2001	1,224,503	2,570,016	3,423,827	2,426,688
<b>Total Funding</b>	<b>6,149,182</b>	<b>7,256,749</b>	<b>8,170,500</b>	<b>7,286,974</b>

<b>Staffing Summary</b>	<b>FY 2007/08 Actual</b>	<b>FY 2008/09 Adopted</b>	<b>FY 2008/09 Amended</b>	<b>Adopted FY 2009/10</b>
Full-Time	41.00	34.00	34.00	33.00
<b>Total Permanent FTE</b>	<b>41.00</b>	<b>34.00</b>	<b>34.00</b>	<b>33.00</b>
Over-Time	-	-	-	-
Temporary/Interns	-	-	-	-
<b>Total Non-Permanent FTE</b>	<b>-</b>	<b>-</b>	<b>-</b>	<b>-</b>
<b>Total FTE</b>	<b>41.00</b>	<b>34.00</b>	<b>34.00</b>	<b>33.00</b>





## Central Accounts

Central Accounts



## Central Accounts

### Departmental Message

#### CENTRAL ACCOUNTS:

General Fund represents a collection of centralized accounts for expenses which are of a county-wide nature and do not relate to any one operating department. Accounts include Reserves and Inter-fund Transfers. Central Charges are presented as a program on the Fiscal Services Department pages.





### Central Accounts

Expenditures	FY 2007/08 Actual	FY 2008/09 Adopted	FY 2008/09 Amended	FY 2009/10 Adopted
Transfers	30,993,450	23,485,210	33,186,142	18,667,627
Other Uses	-	211,157,086	229,653,631	258,606,241
<b>Total Expenditures</b>	<b>30,993,450</b>	<b>234,642,296</b>	<b>262,839,773</b>	<b>277,273,868</b>

Source of Funding	FY 2007/08 Actual	FY 2008/09 Adopted	FY 2008/09 Amended	FY 2009/10 Adopted
General Fund	29,678,477	59,749,982	64,938,908	71,310,049
Natural Land Endowment Fund	-	724,000	914,099	857,147
Boating Improvement Fund	-	566,929	567,698	643,698
Facilities Maintenance Fund	-	-	518,266	518,266
Transportation Trust Fund	1,253,299	5,015,922	6,250,448	4,015,993
Building Program Fund	-	1,834,735	924,123	239,532
Tourist Development Fund/ 3% Tax	-	3,413,290	2,462,173	3,958,636
Tourist Dev - Prof Sports Franchise/	-	-	-	564,883
Fire Protection Fund	61,674	20,097,808	28,719,303	28,292,475
Court Support Technology Fee Fund	-	668,164	535,175	300,000
Infrastructure Sales Tax Fund - 1991	-	86,578,813	93,360,905	90,134,148
Infrastructure Sales Tax Fund - 2001	-	12,281,166	11,643,205	40,245,748
Enhanced 911 Fund	-	1,650,999	2,253,561	2,743,949
Arterial Transportation Impact Fee	-	-51,874,373	-54,569,900	-52,569,900
North Collector Transportation Impact	-	552,598	-	606,805
West Collector Transportation Impact	-	-7,903,936	-6,356,942	-7,925,864
East Collector Transportation Impact	-	1,660,922	1,530,226	1,793,752
South Central Collector Transportation	-	-13,723,325	-14,041,699	-13,991,699
Fire/Rescue-Impact Fee	-	61,333	24,743	91,500
Library-Impact Fee	-	-	192,331	122,331
Drainage-Impact Fee	-	-	20,010	-
Stormwater Fund	-	916,076	1,848,336	1,000,000
Economic Development	-	1,331,386	1,717,228	753,100
17/92 Redevelopment Fund	-	8,096,951	6,033,588	3,579,993
MSBU Solid Waste	-	4,211,000	5,455,020	3,785,020
Infrastructure Imp/Capital Projects	-	-	9,111,221	83,121
Natural Lands/Trails Bond Fund	-	3,673,027	6,365,921	4,789,780
Courthouse Projects Fund	-	-	312,658	312,658
Water And Sewer Operating Fund	-	10,252,298	10,643,723	15,807,129
Water Connection Fees	-	2,423,888	2,896,779	2,636,779
Sewer Connection Fees	-	12,010,305	8,955,513	7,770,513
Water and Sewer Bonds, Series 2006	-	15,000,347	6,943,283	-
Water & Sewer Bond Reserve	-	14,721,180	14,721,180	15,246,180
Solid Waste Fund	-	17,782,418	21,469,204	21,686,342
Landfill Management Escrow	-	13,355,224	12,947,153	13,355,224
Self Insurance Fund	-	9,513,169	13,532,333	6,854,799
Workers' Compensation Fund	-	-	-	7,661,781
<b>Total Funding</b>	<b>30,993,450</b>	<b>234,642,296</b>	<b>262,839,773</b>	<b>277,273,868</b>

Staffing Summary	FY 2007/08 Actual	FY 2008/09 Adopted	FY 2008/09 Amended	Adopted FY 2009/10
------------------	----------------------	-----------------------	-----------------------	-----------------------

Total FTE



### Central Accounts

Account Description	FY 2008/09 Adopted	FY 2008/09 Amended	FY 2009/10 Adopted
<b>Personal Services</b>			
<b>Operating Expenditures</b>			
<b>Transfers</b>			
590910 Transfer	<u>23,485,210</u>	<u>33,186,142</u>	<u>18,667,627</u>
Total Transfers	<u>23,485,210</u>	<u>33,186,142</u>	<u>18,667,627</u>
<b>Other Uses</b>			
599391 Reserve-Sheriff (Contingency)	160,000	160,000	-
599993 Reserve-Bonds	14,721,180	14,721,180	15,246,180
599994 Reserve-Capital Improvements/Land	58,945,684	70,713,742	74,146,943
599995 Reserves-Risk Mgmt (Actuarial Requirement)	-	-	5,250,000
599998 Reserve-Contingencies	<u>137,330,222</u>	<u>144,058,709</u>	<u>163,963,118</u>
Total Other Uses	<u>211,157,086</u>	<u>229,653,631</u>	<u>258,606,241</u>
Total Expenditures	<u><u>234,642,296</u></u>	<u><u>262,839,773</u></u>	<u><u>277,273,868</u></u>



## Constitutional Officers

<b>Expenditures</b>	<b>FY 2007/08 Actual</b>	<b>FY 2008/09 Adopted</b>	<b>FY 2009/10 Adopted</b>
Operating Expenditures	1,782,476	2,051,083	1,794,528
Internal Charges	128,502	183,676	920,500
Capital Outlay	240,562	0	0
Transfers	113,723,336	112,959,868	110,811,315
<b>Total Expenditures</b>	<b>115,874,876</b>	<b>115,194,627</b>	<b>113,526,343</b>

<b>Source of Funding</b>	<b>FY 2007/08 Actual</b>	<b>FY 2008/09 Adopted</b>	<b>FY 2009/10 Adopted</b>
General Fund	114,981,318	114,259,856	112,578,403
Police Education Fund	214,136	244,528	244,528
Transportation Trust Fund	25,079	25,657	24,944
Fire Protection Fund	654,343	664,586	678,468
<b>Total Funding</b>	<b>115,874,876</b>	<b>115,194,627</b>	<b>113,526,343</b>

<b>Staffing Summary (FTE)</b>	<b>FY 2008/09 Adopted</b>	<b>FY 2009/10 Adopted</b>
Sheriff	1,106.75	1,153.25
Clerk of Court-Finance	24.00	24.00
Property Appraiser	53.00	53.00
Tax Collector	80.50	79.50
Supervisor of Elections	16.00	16.00
<b>Total Permanent FTE</b>	<b>1,280.25</b>	<b>1,325.75</b>



**Seminole County Government  
FY 2009/10 Adopted Budget  
Constitutional Officers**

*The following are Transfers to Constitutional Officers :*

	<b>FY 2007/08 Actual</b>	<b>FY 2008/09 Adopted</b>	<b>FY 2009/10 Adopted</b>
<b>Sheriff</b>			
Law Enforcement	68,691,837	62,417,959	59,600,861
Corrections	24,005,806	29,123,414	30,207,495
Judicial Security	3,522,100	4,565,033	4,516,335
Reserves *	-	160,000	160,000
	<u>96,219,743</u>	<u>96,266,406</u>	<u>94,484,691</u>
Clerk of Court	1,791,106	1,912,788	2,209,355
Property Appraiser	4,524,290	4,602,711	4,606,910
Tax Collector (Note A)	7,689,456	8,051,884	7,651,884
Supervisor of Elections	3,498,741	2,286,079	2,018,475
Subtotal	<u>113,723,336</u>	<u>113,119,868</u>	<u>110,971,315</u>
* Less Reserves		-160,000	-160,000
<b>Total Transfers</b>	<b><u>113,723,336</u></b>	<b><u>112,959,868</u></b>	<b><u>110,811,315</u></b>

*The following are BCC Operating Expenditures :*

	<b>FY 2007/08 Actual</b>	<b>FY 2008/09 Adopted</b>	<b>FY 2009/10 Adopted</b>
<b>Sheriff</b>			
Jail Maintenance/Utilities	1,568,340	1,771,555	1,515,000
Prior Year Invoices	-	35,000	35,000
Police Education	214,136	244,528	244,528
<b>Total Operating</b>	<b><u>1,782,476</u></b>	<b><u>2,051,083</u></b>	<b><u>1,794,528</u></b>

Note A - Budget for Tax Collector is based on County and School Board Ad Valorem revenues.



# SEMINOLE COUNTY GOVERNMENT

## GLOSSARY

**ACCRUAL** – A revenue or expense which gets recognized in the accounting period where it is earned or incurred, even if it gets received or paid in a subsequent period.

**ACCRUAL ACCOUNTING** – A system that recognizes revenues and expenses as they occur, regardless of when the final payment is made. This system is used by businesses and by certain government funds that operate like businesses.

**AD VALOREM TAX** – A tax levied on the assessed value (net of any exemptions) of real personal property. This is a commonly referred to as “property tax”.

**ADJUSTED FINAL MILLAGE** – Under Florida law, the actual tax rate levied by a local government when tax bills are issued. The rate is adjusted for corrected errors in property assessments for tax purposes and for changes in assessments made by property appraisal adjustment boards in each county. Usually, such changes are very slight and the adjusted millage sometimes does not change from the levy set by the taxing authority.

**ADOPTED BUDGET** – The financial plan of revenues and expenditures for a fiscal year as approved by the Board of County Commissioners.

**AGGREGATE MILLAGE RATE** – The sum of all property tax levies imposed by the governing body of a County excluding debt service and other voted millages, divided by the total taxable value.

**AMENDMENT** – A change to an adopted budget, which may increase or decrease a fund total. The Board of County Commissioners must approve the change.

**APPROPRIATION** – A specific amount of funds authorized by the Board of County Commissioners to which financial obligations and expenditures may be made.

**APPROVED BUDGET** – Board of County Commissioners Budget, to be legally adopted in the following fiscal year in accordance with state statutes.

**ASSESSED VALUE** – A value established by the County Property Appraiser for all real or personal property for use as a basis for levying property taxes.

**BOARD OF COUNTY COMMISSIONERS** – The governing body of Seminole County is composed of five persons elected from single member districts and one Chairman.

**BOND** – A written promise to pay a sum of money on a specific date at a specific interest rate as detailed in a bond ordinance.

**BUDGET** – A financial plan for a specified period of time (fiscal year) that matches anticipated revenues with proposed expenditures.

**BUDGET ADJUSTMENT** – A revision to the adopted budget occurring during the affected fiscal year as approved by the Board of County Commissioners via an amendment or a transfer.

**BUDGET CALENDAR** – The schedule of key dates involved in the process of adopting and executing an adopted budget.

**BUDGET MESSAGE** – A brief written statement presented by the County Manager to explain principal budget issues.



# SEMINOLE COUNTY GOVERNMENT

## GLOSSARY (CONTINUED)

**CAPITAL IMPROVEMENTS** – Physical assets constructed or purchased, that have minimum cost of twenty-five thousand dollars (\$25,000). These may include buildings, recreational facilities, road and drainage structures, water and wastewater structures, and equipment.

**CAPITAL OUTLAY** – Appropriation for the acquisition or construction of physical assets.

**CAPITAL PROJECT** – Detailed information for a capital improvement to include the time frame for completion, the location, description, the estimated total expenditure, and the proposed method of financing.

**CERTIFICATES FOR PARTICIPATION (COPS)** – Certificates issued by the Trustee pursuant to a Trust Agreement, the proceeds from the sale of which shall be used to finance the acquisition, construction, and installation of a project.

**CONTINGENCY** – A budgetary reserve to provide for emergency or unanticipated expenditures during the fiscal year.

**DEBT SERVICE** – The expense of retiring such debts as loans and bond issues. It includes principal and interest payments, and payments for paying agents, registrars and escrow agents.

**DEFICIT** – The excess of expenditures over revenues during a fiscal year.

**DEPARTMENT** – An organizational unit of the County responsible for carrying out a major governmental function, such as Public Works.

**DEPRECIATION** – The periodic expiration of an asset's useful life. Depreciation is a requirement in proprietary type funds.

**DIVISION** – A basic organizational unit of the County which is functionally unique in its service delivery.

**ENCUMBRANCE** – The commitment of appropriated funds to purchase an item or service.

**ENTERPRISE FUND** – A governmental accounting fund in which the services provided are financed and operated similarly to those of a private business enterprise, i.e., through user charges.

**EXEMPT, EXEMPTION, NON-EXEMPT** – Amounts determined by State law to be deducted from the assessed value of property for tax purposes. Tax rates are applied to the balance, which is called the non-exempt portion of the assessment. A 1980 amendment to the Florida Constitution sets the exemptions for homesteads at \$25,000. That means that a homeowner with property assessed at \$50,000, would have to pay taxes on \$25,000, of the assessment. Eligible homeowners must apply for the exemptions by March 1 each year. Other exemptions apply to agricultural land and property owned by widows, the blind, and permanently and totally disabled people who meet certain income criteria.

**EXPENDITURE** – Decrease in fund financial resources for the procurement of assets or the cost of goods and/or services received.

**FINAL MILLAGE** – The tax rate adopted in the final public budget hearing of a taxing authority.

**FISCAL YEAR** – The annual budget year for the county which runs from October 1 through September 30. The abbreviation used to designate this accounting period is FY.



# SEMINOLE COUNTY GOVERNMENT

## GLOSSARY (CONTINUED)

**FUNCTION** – A major class or grouping of tasks directed toward a common goal, such as improvements to the public safety, improvement of the physical environment, etc. For the purposes utilized in budgetary analysis, the categories of functions have been established by the State of Florida and financial reports must be grouped according to those established functions.

**FUND** – A fiscal and accounting entity with a self-balancing set of accounts recording cash and other financial resources, together with all related liabilities and residual equities or balances, and change therein, which are segregated for the purpose of carrying on specific activities or attaining certain objectives in accordance with special regulations, restrictions, or limitations.

**FUND BALANCE** – The excess of fund assets over liabilities. These unspent funds can be included as revenue in the following year's budget. A negative fund balance is sometimes referred to as a deficit.

**GENERAL FUND** – Governmental accounting fund supported by ad valorem (property) taxes, licenses and permits, service charges, and other general revenues to provide countywide operating services. This may be referred to as the Operating Fund.

**GRANT** – A contribution of assets (usually cash) by one governmental unit or other organization to another made for a specified purpose.

**HOMESTEAD EXEMPTION** – Refer to definition for exempt, exemption, and non-exempt.

**INDIRECT COSTS** – Costs associated with, but not directly attributable to, the providing of a product or service. These are usually costs incurred by other departments in the support of operating departments.

**INTERFUND TRANSFERS** – Budgeted amounts transferred from one governmental accounting fund to another for services provided or for operational purposes. These represent a “double counting” of expenditures. Therefore, these amounts are deducted from the total County operating budget to calculate the “net” budget.

**INTERGOVERNMENTAL REVENUE** – Revenue received from another government unit for a specific purpose.

**LEVY** – To impose taxes, special assessments, or service charges. Or, another term used for millage rate.

**LINE-ITEM BUDGET** – A budget that lists each account category separately along with the dollar amount budgeted for each account, such as office supplies, overtime, or rolling stock purchases.

**LONG-TERM DEBT** – Debt with a maturity of more than one year after the date of issuance.

**MANDATE** – Any responsibility, action, or procedure that is imposed by one sphere of government or another through constitutional, legislative, administrative, executive, or judicial action as a direct order, or that is required as a condition of aid.

**MILL, MILLAGE** – 1/1000 of one dollar; used in computing taxes by multiplying the rate times taxable value divided by 1,000.

**MODIFIED ACCRUAL BASIS OF ACCOUNTING** – Revenues should be recognized in the accounting period in which they become available and measurable. Expenditures should be recognized in the accounting period in which the fund liability is incurred, if measurable, except for immature interest on general long-term debt, which should be recognized when due.



# SEMINOLE COUNTY GOVERNMENT

## GLOSSARY (CONTINUED)

**MULTI-YEAR BUDGETING** – A process involving forecasting revenues and expenditures for a period of two fiscal years at one time. This process gives the county the opportunity to foresee its financial status in a “future” mode.

**MUNICIPAL SERVICES TAXING UNIT** – A specific taxing unit established by the Board of County Commissioners via an adopted ordinance, which derives a specific benefit for which a levy or special assessment is imposed to defray part or all of the cost of providing that benefit. This unit may be referred to as an MSTU.

**OBJECT CODE** – An account to which an expense or expenditure is recorded in order to accumulate and categorize the various types of payments that are made by governments. These are normally grouped into Personal Services, Operating Expenses, Capital Outlay, and Other categories for budgetary analysis and financial reporting purposes. The State of Florida Uniform Accounting System mandates certain object codes.

**OBJECTIVE** – A defined method to accomplish an established goal.

**OPERATING EXPENSES** – Also known as Operating and Maintenance costs, these are expenses or day-to-day operations which exclude capital costs, such as office supplies, maintenance of equipment, and travel.

**OTHER EXPENDITURES** – These include items of a non-expense or expenditure nature such as depreciation expense and transfers to other funds.

**OTHER REVENUES** – These include revenues unearned in the current fiscal year, such a fund balance or prior year reimbursements.

**PERSONAL PROPERTY** – Livestock, commercial equipment and furnishings, attachments to mobile homes, railroad cars, and similar possessions that are taxable under state law.

**PERSONAL SERVICES** – Costs related to compensating employees, including salaries and wages and fringe benefit costs.

**PROPERTY APPRAISER** – The elected county official responsible for setting property valuations for tax purposes and for preparing the annual tax roll.

**PROPERTY TAX** – Refer to definition for ad valorem tax.

**PROPOSED MILLAGE** – The tax rate certified to a property appraiser by each taxing authority within a county. The proposed millage is to be sent to the County Property Appraiser within 35 days after a county’s tax roll is certified.

**REAL PROPERTY** – Land and the buildings and other structures attached to it that is taxable under state law.

**RESERVE** – An account used to indicate that a portion of a fund’s balance is legally restricted for a specific purpose and is, therefore, not available for general appropriation.

**REVENUE** – Funds that a government receives as income. These receipts may include tax payments, interest earnings, service charges, grants, and intergovernmental payments.



# SEMINOLE COUNTY GOVERNMENT

## GLOSSARY (CONTINUED)

**REVENUE BONDS** – Bonds usually sold for constructing a capital project that will produce revenue for the governmental unit issuing the bonds. The revenue is used to pay for the principal and interest of the bonds.

**REVENUE ESTIMATE** – A formal estimate of how much revenue will be earned from a specific revenue source for some future period, such as the next fiscal year.

**ROLLED BACK/ROLL BACK RATE** – That millage rate which, when multiplied times the tax roll, exclusive of new construction added to that tax roll, would yield the same amount of revenue for the taxing authority as was yielded by the millage rate levied in the previous year. In normal circumstances, as the tax roll rises by virtue of reassessment, the rolled back rate will be slightly lower than the previous year's millage levy. This reduced rate multiplied by the value of the new construction/annexations added to the roll during the year provides the only source of additional tax revenue if the rolled back rate is levied.

**SPECIAL ASSESSMENT** – A compulsory levy imposed on certain properties to defray part or all of the cost of a specific improvement or service deemed to primarily benefit those properties.

**SPECIAL REVENUE FUND** – A governmental accounting fund used to account for the proceeds of specific revenue sources that are legally restricted to expenditures for specified purposes.

**TAX BASE** – The total property valuations on which each taxing authority levies its tax rates.

**TAX ROLL** – The certification of assessed/taxable values prepared by the Property Appraiser and presented to the taxing authority by July 1 (or later if an extension is granted by the State of Florida) each year.

**TAX YEAR** – The calendar year in which ad valorem property taxes are levied to finance the ensuing fiscal year budget. For example, the tax roll for the 2005 calendar year would be used to compute the ad valorem taxes levied for the FY 05-06 budget.

**TENTATIVE MILLAGE** – The tax rate adopted in the first public budget hearing of a taxing agency. Under state law, the agency may reduce, but not increase, the tentative millage during the final budget hearing.

**TRUTH IN MILLAGE LAW** – Also called the TRIM bill. A 1980 law enacted by the Florida legislature, which changed the budget process for local taxing agencies; it was designed to keep the public informed about the taxing intentions of the various taxing authorities.

**UNIFORM ACCOUNTING SYSTEM** – The chart of accounts prescribed by the Office of the State Comptroller designed to standardize financial information to facilitate comparison and evaluation of reports.

**USER FEES** – The fees charged for direct receipt of public services.

**UNENCUMBERED BALANCE** – The amount of an appropriation that is neither expended nor encumbered. It is essentially the amount of funds still available for future needs.

**VOTED MILLAGE** – Property tax levies authorized by voters within a taxing authority. Bond issues that are backed by property taxes are a common form of voted millage in the State of Florida. Such issues are called general obligation bonds.

