




Second Public Hearing FY 2015/16



September 22, 2015

Budget Development FY 2015/16

- **First Public Hearing: September 9, 2015**
 - *Tentative Millage Rates & Budget*
- **Second Public Hearing: September 22, 2015**
 - *Final Millage Rates & Budget*

Millage Rate Summary

County Millage Rates	Adopted 2014/15 Budget	Tentative 2015/16 Budget	Rolled-Back Rate	% Increase
Countywide	4.8751	4.8751	4.6683	4.43%
Fire Services District	2.3299	2.3299	2.2272	4.61%
Roads District	0.1107	0.1107	0.1059	4.53%
Total	7.3157	7.3157		

*The tentatively approved "aggregate" millage rate of 6.6171 mills represents a 5.26% increase from the current year "aggregate" rolled-back millage rate of 6.2862 mills.

2015 Change in Taxable Property Values

	Existing Property	New Construction	Net Valuation
Countywide	4.62%	1.32%	5.94%
Fire MSTU -Casselberry Fire	4.65%	.96%	5.61%
Roads MSTU	4.54%	1.04%	5.58%

Property Tax Revenue

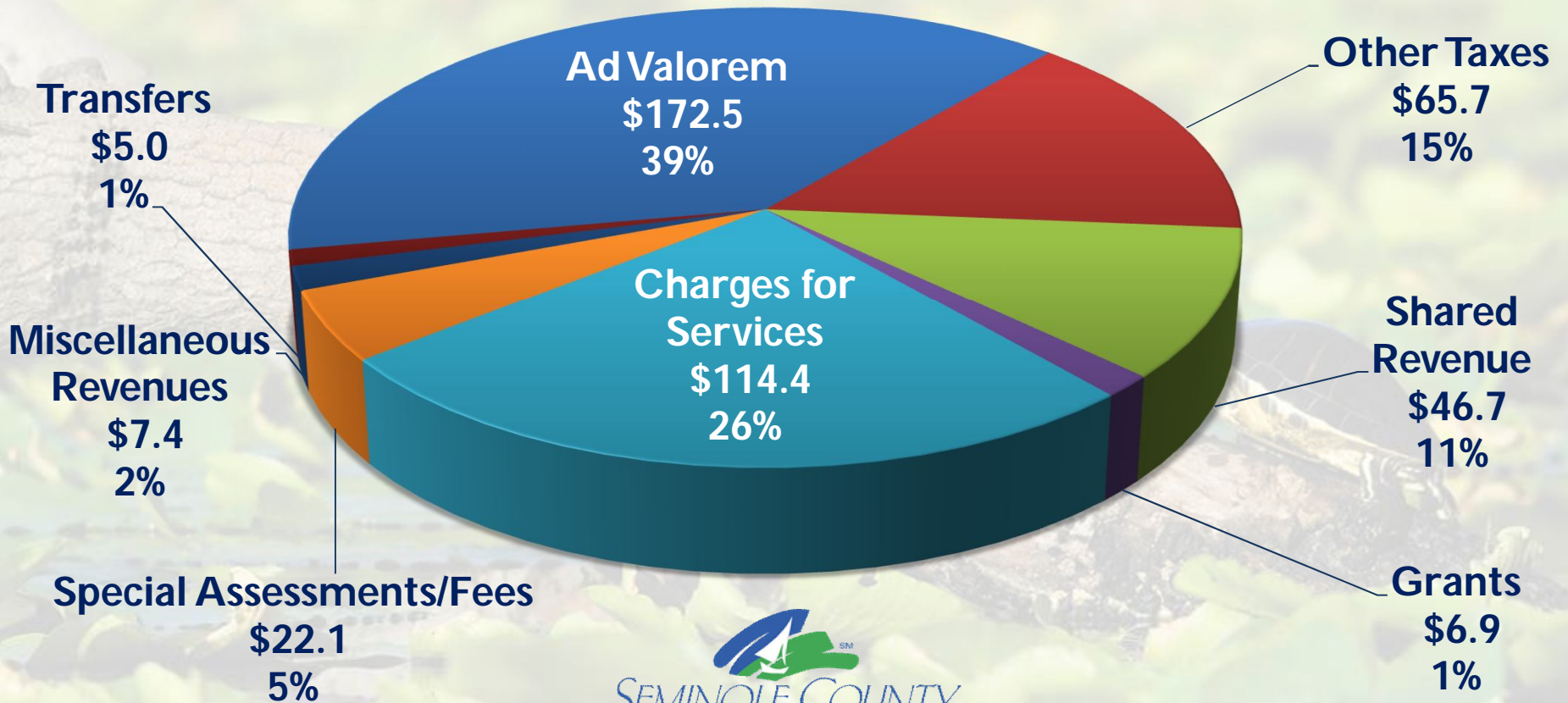
Tax District	Fiscal Year 2014/15	Fiscal Year 2015/16	Change
Countywide – General Fund	\$120M	\$126.9M	\$6.9M
Fire Services District	\$39.2M	\$41.3M	\$2.1M
Fire Services Casselberry	-	\$2.6M	\$2.6M
Road District	\$1.41M	\$1.49M	\$76K

Tentative Budget Summary

Fund Type	Budget
General Fund/Sub Funds	\$ 246,921,167
Restricted Funds	241,211,980
Enterprise Funds	181,446,840
Internal Service Funds	38,771,063
Total Countywide	\$ 708,351,050

Current Revenue by Type

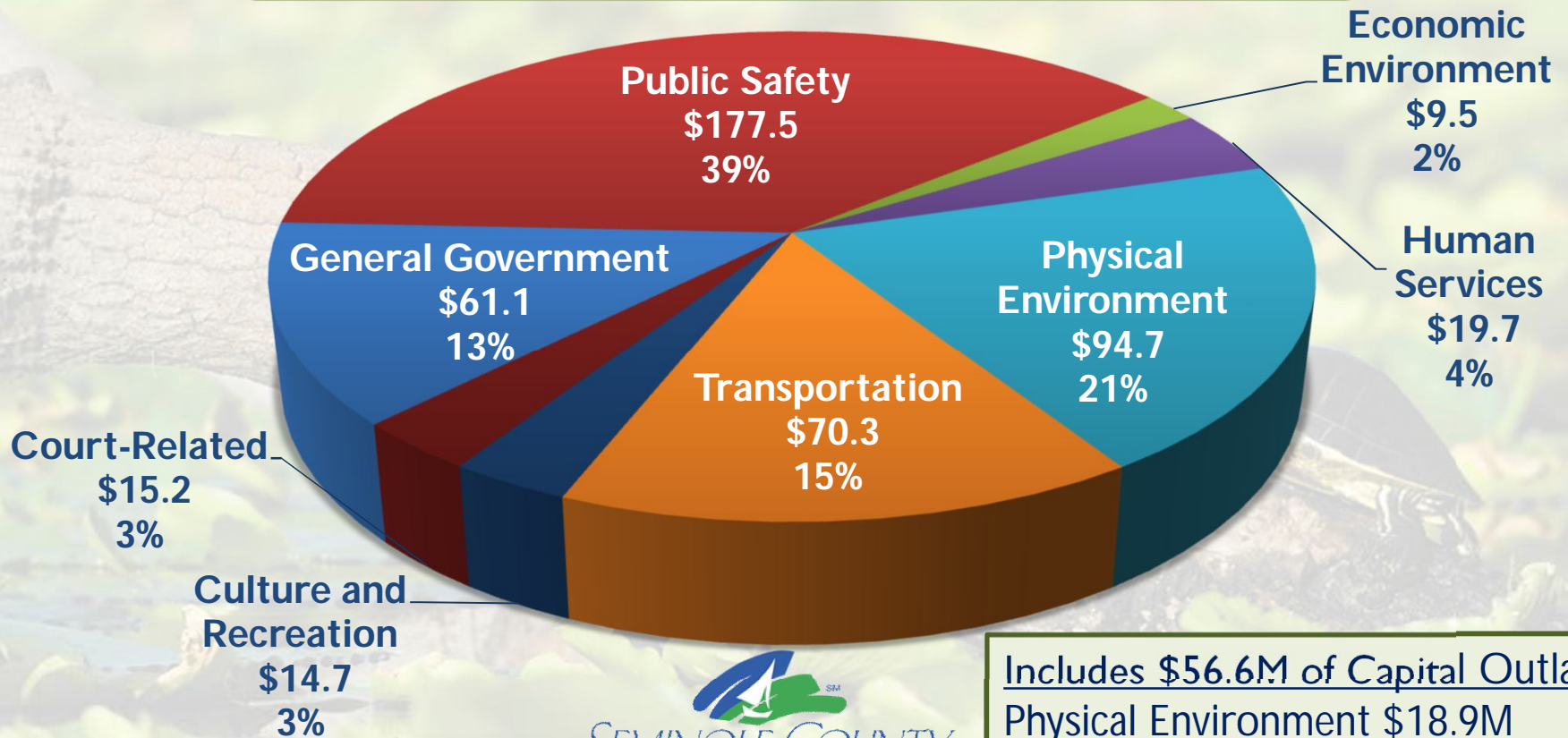
Fiscal Year 2015/16 • \$440.7 Million
Excludes Transfers and Fund Balance



Expenditures by Service Area

Fiscal Year 2015/16 • \$462.7 Million

Excludes Reserves and Transfers



Includes \$56.6M of Capital Outlay:
Physical Environment \$18.9M
Transportation \$29.7M

First Public Hearing FY 2015/16 Tentative Budget

Public Participation

First Public Hearing FY 2015/16 Tentative Budget


Board Discussion

Adopted Millage Rates

	CURRENT FY2014/15 MILLAGE	ROLLED- BACK FY2015/16 MILLAGE	ADOPTED FY2015/16 MILLAGE	% INCREASE OVER ROLLED- BACK
<u>COUNTYWIDE</u>				
General County Millage	4.8751	4.6683	4.8751	4.43%
<u>SPECIAL DISTRICTS</u>				
Fire/Rescue MSTU	2.3299	2.2272	2.3299	4.61%
Unincorporated Road MSTU	0.1107	0.1059	0.1107	4.53%
TOTAL BCC Millage	7.3157	N/A	7.3157	N/A
<p>The adopted "aggregate" millage rate for all BCC taxing districts is 6.6171 mills, which represents a 5.26% increase over the current year "aggregate" rolled-back millage rate of 6.2862 mills.</p>				



Second Public Hearing FY 2015/16



September 22, 2015