



5 YEAR CAPITAL IMPROVEMENT PROGRAM

Fiscal Year 2021/2022



SEMINOLE COUNTY
FLORIDA'S NATURAL CHOICE

TABLE OF CONTENTS

TABLE OF CONTENTS	3
-------------------------	---

INTRODUCTION

PURPOSE OF THE CAPITAL IMPROVEMENT PROGRAM	5
CAPITAL IMPROVEMENT IMPACTS	7
TYPES OF NON-BASE PROJECTS.....	8

SUMMARY FINANCIAL REPORTS

SUMMARY BY TYPE.....	9
PROJECTS BY TYPE.....	10
SUMMARY BY FUND	34
PROJECTS BY FUND.....	35
SUMMARY BY DEPARTMENT	62
PROJECTS BY DEPARTMENT	63

FIVE-YEAR CAPITAL IMPROVEMENT PROGRAM

PURPOSE OF THE CAPITAL IMPROVEMENTS ELEMENT	85
CAPITAL IMPROVEMENT PROGRAM – SUMMARY BY ELEMENT	87
CAPITAL IMPROVEMENT PROGRAM – PROJECTS BY ELEMENT	88

CIP DETAIL PAGES

TRANSPORTATION	98
DRAINAGE	228
MASS TRANSIT	264
POTABLE WATER.....	265
SANITARY SEWER	329
SOLID WASTE.....	350
PUBLIC SAFETY.....	368
RECREATION / OPEN SPACE	381
GENERAL GOVERNMENT	467

INFRASTRUCTURE SALES TAX REFERENDUM

2014 SALES TAX REFERENDUM SUMMARY	487
2014 SALES TAX REFERENDUM PROJECTS	488
SALES TAX REFERENDUM DETAIL PAGES	497

APPENDIX

FREQUENTLY ASKED QUESTIONS	595
PROJECT TYPE DEFINITIONS.....	596
CAPITAL IMPROVEMENT ELEMENT DEFINITIONS	597



SEMINOLE COUNTY
FLORIDA'S NATURAL CHOICE

PURPOSE OF THE CAPITAL IMPROVEMENT PROGRAM

This document provides the residents of Seminole County with the Seminole County Board of County Commissioners' (BCC) Capital Improvement Program (CIP) for a five-year period through the fiscal year ending September 30, 2026. This document provides explanatory material on all capital projects contained within the FY22 adopted budget as well as active capital projects budgeted within FY21 which had available balances carried forward into FY22.

The Capital Improvements Program (CIP) provides a planned and programmed approach to utilizing the County's financial resources in the most responsive and efficient manner to meet its service and facility needs. The CIP serves as a "blueprint" for the future of the community. It is a dynamic tool, not a static accounting document. Development of the CIP requires integration of financial, engineering and planning functions. The CIP focuses on anticipated infrastructure requirements for six facility types required by the State of Florida, Parks, Solid Waste, Stormwater, Transportation, Water, and Wastewater. The CIP focuses on service level standards and the land use plan adopted by the Board of County Commissioners in order to preclude deficiencies in adopted level of services. The CIP is developed to achieve the following results:

- Establishing a system of procedures and priorities by which each proposal can be evaluated in terms of public need, adherence to the land use plan, the inter-relationships of projects, and cost requirements;
- Assuring that the five-year schedule of capital improvements is financially feasible.
- Scheduling capital projects over an extended period so the most efficient financial and management planning for the CIP can be achieved;
- Consolidating and coordinating departmental requests to facilitate consistent and transparent updates to the BCC for optimal decision-making;



PURPOSE OF THE CAPITAL IMPROVEMENT PROGRAM

The Capital Improvement Program provides for the acquisition, construction, reconstruction, initial fixtures and equipment, renovation, rehabilitation, or replacement of facilities and any related costs for land acquisition, land improvements, design, feasibility studies, engineering studies and engineering. It includes projects which are, or will become, the property of Seminole County, as well as projects that although not owned by the County, will be part of a joint project agreement with other governmental entities. Generally, a capital project is planned and executed in phases as follows:

Project Development: These are costs incurred by the County to identify project requirements, and to define a project's work scope including preliminary design studies, permitting requirements, data collection, public involvement, legal and technical documentation, cost estimates, environmental impacts, and assessment of alternatives.

Design: These are costs incurred by the County to design a project in accordance with the scope of work set forth in the development phase. This includes professional consultant fees, legal and technical documentation, constructability review, data collection, advertising, assessment of alternatives related to project design, construction management services and bid reviews.

Land: Costs incurred by the County for the purchase of land, easements and right-of-way. This also includes purchase price, surveys, appraisals, environmental audit, permitting, legal costs, maps, charts, aerial photography, and other associated costs.

Construction: This includes costs incurred by the County for all construction related tasks required to place a project in service. This includes project construction contracts, professional and technical assistance, county engineering costs, legal and technical documentation costs, inspection, testing and permitting.

Professional Services: Non-recurring, non-capitalizable costs incurred by the County for services related to a capital project, such as required environmental monitoring costs and other such costs. These costs are generally incurred after the constructed asset is capitalized.

CAPITAL IMPROVEMENT IMPACTS

The capital improvements program includes expenditures for projects that add to the capital assets or infrastructure of Seminole County. The planning, permitting, design and construction of these projects often carry over from one fiscal year to the next. The capital improvements budget usually shows large fluctuations from year to year due to the timing of the completion of numerous individual projects. Revenues for capital projects come from diverse sources, including long-term bonds, impact fees, taxes and grants.

Operating and Capital Budgets How Are They Related?

The operating and capital budgets of Seminole County are intimately related to each other. Many capital projects, especially those involving new infrastructure, result in increased operating costs. The costs of operating and maintaining new infrastructure are always considered in the operating budget. It is Seminole County's philosophy that new projects are only undertaken if current and future operating revenues are sufficient to fund the operating costs associated with new capital projects.

As a general rule, capital projects are budgeted separately from the operating budgets in various projects or funds. Exceptions to this are enterprise funds, such as those that fund the Environmental Services Department. These departments budget capital projects within their funds in accordance with generally accepted accounting principles for enterprise funds. Other capital projects are funded through the sales tax referendum, long-term debt, specially designated ad-valorem taxes, and interfund transfers to capital projects funds.



NON-BASE PROJECTS

Non-base budgets are non-recurring, one-time funding allocations (often called Projects) that are established in order to complete a specific scope of work or procurement. These can be Capital Improvement Projects, Fleet, Facilities, Technology, and Other One-Time equipment, studies, or operating projects. While these budgets are adopted on an annual basis, the expectation is that they will not expire until the scope is completed. Non-base “projects” are generally fully funded up front and available balances are eligible for “Carryforward” to be budgeted in the new fiscal year. Non-Base Budgets are segregated in individual Business Units, which are organized into the following types:

Capital Improvement Project – These are one-time budgets, greater than \$50K that result in new infrastructure or significant improvements. Include all land, design, construction, and operating costs required to complete the project. They are 8 digits in length. EX: 00015002 NEW OXFORD RD WIDENING. CIP projects are eligible for carryforward and are managed by the departments.

Equipment, Studies, Other – These budgets are allocated for all other one-time needs. They primarily include equipment, studies, and other one-time operating projects. Typically, over \$5K. They are 8 digits in length. EX: 00008094 FITNESS EQUIPMENT REPLACEMENT. Equipment, Studies, Other projects are eligible for carryforward and are managed by the departments.

Facilities Projects – These are one-time budgets allocated for improvements to County owned facilities, typically, over \$5K. They are 8 digits in length. EX: 00234820 LAKE MARY LIBRARY PARKING LOT. Facilities projects are eligible for carryforward and are managed by the Facilities Program.

Technology – These are one-time budgets allocated for new software or hardware that will be plugged into the County Network, typically, over \$5K. They are 8 digits in length. EX: 02005023 JDE TELESTAFF INTERFACE. Technology projects are eligible for carryforward and are managed by the Information Services Department,

Fleet – These are one-time budgets allocated for rolling stock and generators. Include all costs associated with putting a vehicle into service. BU Name identifies asset number of the vehicle being replaced. They are 8 digits in length. EX: 01905008 FORD F550 WOODS TRUCK-01374. Fleet projects are eligible for carryforward and are managed by the Fleet Program.

Grants – These are one-time budgets associated with Federal, State, and Local Grant agreements. Must include revenues and expenditures. Also includes grants associated with Capital Projects. They are 8 digits in length. EX: 00276945 DCF REINVESTMENT GRANT 2017-20. Grant projects are eligible for carryforward and are managed by the departments.

**The amendment authority identified are general guidelines that are not intended to conflict with the BCC Administrative Code.*

SUMMARY BY TYPE

PROJECT TYPE	LTD ACTUALS	FY22 BUDGET	FY23 FORECAST	FY24 FORECAST	FY25 FORECAST	FY26 FORECAST	TOTAL PROJECT COST
CAPITAL IMPROVEMENT PROGRAM (CIP)	208,423,421	383,019,582	100,091,638	84,765,662	59,537,370	50,609,884	935,985,209
EQUIPMENT, STUDIES, OTHER	58,163,488	57,119,531	887,778	938,600	961,100	1,185,278	126,855,775
FACILITIES PROJECTS	9,758,507	14,414,564	785,000	785,000	785,000	785,000	30,438,071
TECHNOLOGY	14,884,805	13,151,330	125,000	125,000	275,000	25,000	28,711,135
FLEET	6,305,269	26,701,735	10,162,000	10,225,240	10,289,745	8,555,540	108,089,925
GRANTS	40,692,177	140,948,921	-	-	-	-	181,641,097
Grand Total	338,227,667	635,355,663	112,051,416	96,839,502	71,848,215	61,160,701	1,411,721,213

PROJECTS BY TYPE

TYPE - PROGRAM - PROJECT	LTD ACTUALS	FY22 BUDGET	FY23 FORECAST	FY24 FORECAST	FY25 FORECAST	FY26 FORECAST	TOTAL PROJECT COST
--------------------------	----------------	----------------	------------------	------------------	------------------	------------------	-----------------------

CAPITAL IMPROVEMENT PROGRAM (CIP)

01 COUNTY MANAGER

01901020 ROSENWALD PROPERTY DEVELOPME	1,846,806	5,977	-	-	-	-	1,852,783
---------------------------------------	-----------	-------	---	---	---	---	-----------

01 TOURIST DEVELOPMENT

00234720 SPORTS COMPLEX	3,468,592	123,451	-	-	-	-	3,592,042
-------------------------	-----------	---------	---	---	---	---	-----------

04 EXTENSION SERVICE

CONFERENCE ROOM RENOVATION			15,000	-	-	-	15,000
EXTENSION SVCS KITCHEN EXHAUSTION			-	25,000	-	-	25,000

04 GREENWAYS & NATURAL LANDS

00182340 SPRING HAMMOCK PK ENHANCEMEI	210,997	534,810	-	-	-	-	745,807
00234605 BLACK BEAR WILDERNESS AREA ERO	606,117	14,143	-	-	-	-	620,260
00234793 WAYSIDE PARK-BOATER IMPROVEM	119,570	267,930	-	-	-	-	387,500
00282602 SUNLAND PARK	44,616	460,083	-	-	-	-	504,699
01904006 ROLLING HILLS ACQUISITION	4,416,234	6,624	-	-	-	-	4,422,858
02104041 LAKE JESUP WILDERNESS IMPROVEM	-	28,280	-	-	-	-	28,280
02104043 AMENITIES FOR TRAIL HEADS	-	75,000	-	-	-	-	75,000
02104044 SIGNS FOR TRAILS	-	70,000	-	-	-	-	70,000
02104045 CENTRL TRAIL/WHEELHOUSE PARK	-	200,000	-	-	-	-	200,000
02104046 CROSS SEMINOLE TRAIL SPUR-ADA	-	111,094	-	-	-	-	111,094
02104051 DEER RUN PROPERTY ACQUISITION	99,148	6,695,251	-	-	-	-	6,794,399
02104053 DEER RUN STABILIZATION	-	150,000	-	-	-	-	150,000
02204037 MIDWAY AREA TRAILS MASTER PLAN	-	200,000	-	-	-	-	200,000
02204038 TRAILS MARKING & SIGNAGE SAFET	-	150,000	-	-	-	-	150,000
02204039 KEWANEE TRAIL LOOP	-	200,000	-	-	-	-	200,000
02204040 SYLVAN LAKE TRAIL LOOP	-	200,000	-	-	-	-	200,000
BLACK BEAR WILDERNESS BOARDWALK RENOVATIONS			-	-	250,000	-	250,000
BLACK HAMMOCK WILDER AREA PARKING EXPANSION			45,000	-	-	-	45,000
BOOKERTOWN PARK SOFTBALL FIELDS			-	93,750	-	-	93,750
BOOKERTOWN PARK SPORTS LIGHTING			-	166,250	-	-	166,250
BUCKINGHAM LOT			-	35,000	-	-	35,000
CAMERON WRIGHT FISHING PIER			50,000	-	-	-	50,000
ECON WILDERNESS AREA RESTROOM			-	343,750	-	-	343,750
GREENWOOD LAKE PARK SPORTS LIGHTING			166,250	-	-	-	166,250
KEWANNE TRAIL LOOP FISHING PIER			58,800	-	-	-	58,800
LAKE DOT IMPROVEMENTS			20,601	-	-	-	20,601
LAKE HARNEY WILDERNESS AREA			933,725	-	-	-	933,725
LAKE HARNEY WILDERNESS AREA PH 2			773,725	-	-	-	773,725
LAKE JESUP PARK OBSERVATION TOWER			500,000	-	-	-	500,000
LAKE JESUP PARK PARKING LOT			77,006	-	-	-	77,006
LAKE JESUP PARK RAMP IMPROVEMENTS			100,000	-	-	-	100,000
LAKE JESUP PARK SEAWALL			100,000	-	-	-	100,000
LAKE MILLS PARK LIGHTING/SITE PARKING			31,219	-	-	-	31,219
LAKE MONROE WAYSIDE PARK RESTROOM BUILDING			187,500	-	-	-	187,500
MIDWAY POTABLE WATER FOUNTAINS			12,000	-	-	-	12,000
MIDWAY SITE/PARKING LIGHTING			15,637	-	-	-	15,637
MULLET LAKE PARK LIGHTING/SITE PARKING			34,688	-	-	-	34,688
OVERLOOK PARK BOARDWALK RENOVATIONS			80,000	-	-	-	80,000
ROSELAND PARK SITE/PARKING LIGHTING			9,366	-	-	-	9,366
SAN SEBASTIAN TRAIL LANDSCAPE			50,000	-	-	-	50,000
SPRING HAMMOCK LIFT/RAMP			520,000	-	-	-	520,000
SPRING HAMMOCK OBSERVATION TOWER			520,000	-	-	-	520,000

PROJECTS BY TYPE

TYPE - PROGRAM - PROJECT	LTD ACTUALS	FY22 BUDGET	FY23 FORECAST	FY24 FORECAST	FY25 FORECAST	FY26 FORECAST	TOTAL PROJECT COST
WINWOODPARK SITE/PARKING LIGHTING			-	13,736	-	-	13,736
WINWOODPARK SPORTS LIGHTING			-	16,469	-	-	16,469

04 LEISURE BUSINESS OFFICE

01785403 RIVERBEND PLACEMAKING PROJECT	173,518	83,323	-	-	-	-	256,841
--	---------	--------	---	---	---	---	---------

04 LIBRARY SERVICES

02104037 LIBRARY FACILITY MASTER PLAN	-	120,000	-	-	-	-	120,000
CENTRAL BRANCH LIBRARY RENOVATIONS			205,000	700,000	-	-	905,000
EAST BRANCH LIBRARY RENOVATIONS			306,250	78,625	-	-	384,875
NORTH BRANCH LIBRARY RENOVATIONS			140,250	70,999	-	-	211,249
NORTHWEST BRANCH CIRCULATION DESK			62,500	-	-	-	62,500
NORTHWEST BRANCH LIBRARY RENOVATION			30,625	76,500	-	-	107,125
WEST BRANCH LIBRARY RENOVATIONS			135,250	76,500	-	-	211,750

04 PARKS & RECREATION

00234695 JETTA POINT/ROLLING HILLS	265,228	234,772	-	-	-	-	500,000
02004009 SOLDIERS CREEK OVERFLOW LOT	64,992	247,383	-	-	-	-	312,375
02204041 WEKIVA PROPERTY ACQUISITION	-	8,478,069	-	-	-	-	8,478,069
MIDWAY COMMUNITY CENTER - INTERIOIR PAINTING			8,125	-	-	-	8,125
MOORE STATION FIELD - CONCESSION FACILITIES			-	-	-	312,500	312,500
MOORE STATION FIELD - SHADE COVER			-	-	-	30,000	30,000
MOORE STATION FIELD- ADA PARKING			-	-	-	18,950	18,950
MOORE STATION FIELD- DRINKING FOUNTAINS			22,500	-	-	-	22,500
MOORE STATION FIELD- LIGHTING/SITE PARKING			158,175	-	-	-	158,175
MOORE STATION FIELD- NEW PAVILLION			81,250	-	-	-	81,250
MOORE STATION FIELD- PARKING LOT PAVING			-	-	-	153,151	153,151
MOORE STATION FIELD- PICNIC TABLES			12,000	-	-	-	12,000
MOORE STATION FIELD- SIDEWALKS			-	21,375	-	-	21,375
MOORE STATION FIELD- SOCCER FIELD RENOVATION			-	-	562,500	-	562,500
MOORE STATION FIELD- SPORTS LIGHTING			-	665,000	-	-	665,000
MUSEUM - BUILDING 302 PROJECT			78,000	-	-	-	78,000
MUSEUM - COLLECTIONS ANEX			-	3,225,000	-	-	3,225,000
MUSEUM - ENTRANCE SIGN			-	-	-	62,500	62,500
MUSEUM - EXHIBITS GALLERY			-	-	-	1,687,500	1,687,500
MUSEUM - FRONT ENTRANCE ENHANCEMENTS			-	-	7,500	-	7,500
MUSEUM - IRRIGATION			17,625	-	-	-	17,625
MUSEUM - PAVILION			-	-	93,750	-	93,750
MUSEUM - POLE BARN			25,000	-	-	-	25,000
MUSEUM - PREHISTORY GALLERY			-	-	-	4,300,000	4,300,000
MUSEUM - STORAGE SHED			-	-	25,000	-	25,000
RED BUG LAKE PARK - SOFTBALL FIELDS			93,750	93,750	93,750	-	281,250
RED BUG LAKE PARK - AMERICA NINJA COURSE			-	-	50,000	-	50,000
RED BUG LAKE PARK - BOARDWALK			-	-	-	312,500	312,500
RED BUG LAKE PARK - PAVERS/TENNIS COURT			19,000	-	-	-	19,000
RED BUG LAKE PARK - PICKLEBALL COURTS			-	-	-	125,000	125,000
RED BUG LAKE PARK - SHADE COVER			-	100,000	50,000	-	150,000
RED BUG LAKE PARK - SPORTS LIGHTING			1,330,000	-	-	-	1,330,000
RED BUG LAKE PARK -HIKING/TRAILS			-	-	82,500	-	82,500
RED BUG LAKE PARK RENOVATION - ACQUIRE ADJACENT PROP			700,000	-	-	-	700,000
RED BUG LAKE PARK -VOLLEYBALL SHADE/SHOWER			-	31,250	-	-	31,250
SANLANDO PARK - BLEACHER STAND COVER			-	-	-	45,000	45,000
SANLANDO PARK - FENCING/GATES			23,250	-	-	-	23,250
SANLANDO PARK - LIGHTING/SITE PARKING			-	-	-	173,438	173,438
SANLANDO PARK - SITE DRAINAGE AND SHELL TRAIL			-	-	62,500	-	62,500

PROJECTS BY TYPE

TYPE - PROGRAM - PROJECT	LTD ACTUALS	FY22 BUDGET	FY23 FORECAST	FY24 FORECAST	FY25 FORECAST	FY26 FORECAST	TOTAL PROJECT COST
SANLANDO PARK - SPORTS LIGHTING			-	-	748,125	-	748,125
SANLANDO PARK - STAFF BUILDING			-	-	-	1,875,000	1,875,000
SOFTBALL COMPLEX - FIRST AID STATION			-	-	-	31,250	31,250
SOFTBALL COMPLEX - RENOVATE CONCESSION			-	-	-	31,250	31,250
SOFTBALL COMPLEX - FENCING/GATES			-	-	84,000	84,000	168,000
SOFTBALL COMPLEX - PUBLIC RESTROOMS			-	-	156,250	-	156,250
SOFTBALL COMPLEX - SEATING			-	-	31,250	31,250	62,500
SOFTBALL COMPLEX - SOFTBALL FIELDS			-	93,750	187,500	187,500	468,750
SOFTBALL COMPLEX - SPORTS LIGHTING			831,250	-	-	-	831,250
SOFTBALL COMPLEX - TECHNOLOGY UPGRADE			-	62,500	-	-	62,500
SOFTBALL COMPLEX -LIGHTING/SITE PARKING			-	312,188	-	-	312,188
SOLDIERS CREEK PARK - ADDITIONAL PARKING LIGHTING			25,000	-	-	-	25,000
SOLDIERS CREEK PARK - ADDITIONAL SIDEWALK			25,000	-	-	-	25,000
SOLDIERS CREEK PARK - ASPHALT OVERFLOW PARKING			-	-	50,000	-	50,000
SOLDIERS CREEK PARK - BLEACHERS/SCOREBOARD			-	45,000	-	-	45,000
SPORT COMPLEX - NEW TURF			3,750,000	-	-	-	3,750,000
SPORT COMPLEX - PAVE OVERFLOW LOT			575,000	-	-	-	575,000
SPORT COMPLEX - TURF REPLACEMENT			-	4,250,000	5,312,500	-	9,562,500
SPORTS COMPLEX - DIGITAL VIDEO BOARDS			-	937,500	-	-	937,500
SPORTS COMPLEX - FENCE EQUIPMENT			343,310	-	-	-	343,310
SPORTS COMPLEX - FISHING PIER/PLATFORM			-	-	20,000	-	20,000
SPORTS COMPLEX - STORAGE UNITS			25,000	-	-	-	25,000
SPORTS COMPLEX - TOURNAMENT EQUIPMENT			-	-	-	10,000	10,000
SYLVAN LAKE - BOARDWALKS			-	-	312,500	-	312,500
SYLVAN LAKE - PUBLIC RESTROOMS			-	-	50,000	-	50,000
SYLVAN LAKE - RAIN SHELTER			-	-	31,250	-	31,250
SYLVAN LAKE - SOCCER FIELDS			93,750	93,750	93,750	93,750	375,000
SYLVAN LAKE - SPORTS LIGHTING			-	249,375	-	-	249,375
SYLVAN LAKE- BLEACHER COVER			-	-	-	45,000	45,000
SYLVAN LAKE- CONCESSION FACILITIES			-	-	-	312,500	312,500
SYLVAN LAKE- LIGHTING/SITE PARKING			-	-	124,875	-	124,875
SYLVAN LAKE- PICKLEBALL COURT			-	-	-	110,000	110,000
SYLVAN LAKE- VEHICULAR PARKING			-	220,500	-	-	220,500

05 EMS/FIRE/RESCUE

01785404 WINTER SPRG FIRE IMP FEE FS28	-	2,667,009	-	-	-	-	2,667,009
02005012 FIRE STATION 39 SANFORD-LK MRY	589,145	6,901,368	-	-	-	-	7,490,513
02005021 FIRE STATION 39 SANFORD-LK MRY	258,249	-	2,437,616	2,559,496	2,687,471	2,821,845	23,535,305
02005049 FIRE STATION 11 ALTAMONTE	4,641,516	889,460	-	-	-	-	5,530,976
02105063 FIRE STATION 25 CASSELBERRY	-	4,921,645	-	-	-	-	4,921,645
02105064 FIRE STATION 25 CASSELBERRY	-	1,493,368	-	-	-	-	1,493,368
02205003 FIRE STATION 23 LAND	-	750,000	-	-	-	-	750,000
FIRE STATION 19 LAKE MARY/LONGWOOD			-	-	-	-	9,932,424
FIRE STATION 23 WINTER PARK RELOCATE			6,063,750	-	-	-	6,063,750
FIRE STATION 28 WINTER SPRINGS			-	7,426,179	3,575,299	-	11,001,479
FIRE STATION 35 SANFORD RELOCATE			-	-	-	-	9,552,101

07 CAPITAL PROJECTS DELIVERY

00008703 CUMBERLAND FARMS REMEDIATION	625,580	139,460	-	-	-	-	765,040
00014602 WYMORE RD IMPROVEMENTS	1,444,936	4,747,633	-	-	-	-	6,192,569
00015002 NEW OXFORD RD WIDENING	3,151,404	22,362,826	-	-	-	-	25,514,230
00187766 CROSS SEM TRL MISSING LINK 419	997,799	73,747	-	-	-	-	1,071,546
00191684 ORANOLE RD DRAINAGE IMPROVEM	149,756	671,124	-	-	-	-	820,880
00191685 ORANOLE RD DRAINAGE IMPROVEM	42,900	57,100	-	-	-	-	100,000
00192948 ORANOLE RD SIDEWALKS	190,685	51,919	-	-	-	-	242,605
00192957 EASTBROOK ELEMENTARY SIDEWALK	17,597	-	-	-	-	-	317,597

PROJECTS BY TYPE

TYPE - PROGRAM - PROJECT	LTD ACTUALS	FY22 BUDGET	FY23 FORECAST	FY24 FORECAST	FY25 FORECAST	FY26 FORECAST	TOTAL PROJECT COST
00198112 CR 46A CAPACITY IMPV (ORANGE)	-	29,400	-	-	-	-	29,400
00205206 SR426/CR419 WIDEN PHASE 2	11,695,973	361,845	-	-	-	-	12,057,818
00205207 ALTAMONTE CITY COUNTY SHARED F	-	2,000,000	-	-	-	-	2,000,000
00205749 MAST ARM CONVERSION ON 17-92	1,941,961	1,058,128	-	-	-	-	3,000,089
00205750 US17-92 PED OP STAIRWELLS	165,386	640,330	-	-	-	-	805,716
00251403 RAIL RELATED TRANSIT	1,370,097	6,510	-	-	-	-	1,376,606
00265503 US17-92/5 POINTS ROADWAY	8,135,682	2,864,856	-	-	-	-	11,000,538
00285002 LAKE HODGE OUTFALL	-	90,000	-	-	-	-	90,000
01785134 LK MARY BLVD INT 4 LOCATIONS	563,752	1,051,257	-	-	-	-	1,615,008
01785136 SR 434 at Mitchell Hammock Rd	406,239	1,541,663	-	-	-	-	1,947,901
01785139 SR 436 Multimodal Imp-Altamont	1,466,000	200,000	-	-	-	-	1,666,000
01785140 SR436 MULTIMODAL IMP - CASS	244,345	1,500,000	1,500,000	1,772,500	-	-	5,016,845
01785142 RINEHART RD INTER IMP	187,540	1,137,460	662,500	662,500	-	-	2,650,000
01785145 SR434 WIDENING	265,196	1,778,386	3,000,000	-	-	-	5,043,582
01785146 SLAVIA RD CAPACITY IMP	774,711	3,205,856	5,000,000	-	-	-	8,980,567
01785147 SR434/SAND LK RD INT IMP	1,159,099	866,174	-	-	-	-	2,025,274
01785149 ALTAMONTE SUNRAIL BIKE/PED IMP	393,754	4,565,198	-	-	-	-	4,958,951
01785150 SR434 AT CR427 INTER IMP	75,935	171,734	-	-	-	-	247,670
01785169 NEW TRAFFIC SIGNAL CABINETS	1,968,039	721,150	500,000	500,000	500,000	500,000	4,689,189
01785176 PARENT-ARTERIAL RESURFACING	385,329	-	3,400,000	3,400,000	3,400,000	3,400,000	13,985,329
01785204 W Airport Blvd Pavement	3,118	556,883	-	-	-	-	560,000
01785216 RESURFACING-LOCAL ROADS	16,116,114	5,155,040	4,280,000	4,280,000	4,280,000	3,400,000	37,511,154
01785222 PAVEMENT MGMT TESTING & INSP	834,573	474,742	225,000	225,000	225,000	225,000	2,209,315
01785224 ASSET MGMT INSP & INV	458,096	533,213	225,000	225,000	225,000	225,000	1,891,309
01785240 PIPE LINING AND INSPECTIONS	9,409,639	2,294,913	700,000	700,000	700,000	700,000	14,504,552
01785244 W AIRPORT BLVD SIDEWALKS	1,110,634	769,524	-	-	-	-	1,880,157
01785248 OLD LK MARY RD SIDEWALKS	79,063	196,150	-	-	-	-	275,213
01785254 LK HAYES RD SIDEWALKS	72,893	233,337	-	-	-	-	306,230
01785255 CARRIGAN AVE SIDEWALK	11,769	687,815	-	-	-	-	699,585
01785257 VIRGINIA AVE SIDEWALKS	91,316	160,077	-	-	-	-	251,393
01785258 HILLVIEW DR SIDEWALK-DRAINAGE	117	799,900	-	-	-	-	800,017
01785259 SANLANDO ESTATES SIDEWALKS	25,732	401,972	-	-	-	-	427,704
01785260 GOLDIE MANOR AREA SIDEWALKS	156,327	869,307	-	-	-	-	1,025,635
01785264 E HILLCREST ST SIDEWALKS	47,250	79,657	-	-	-	-	126,906
01785265 E ORANGE ST SIDEWALK	48,449	127,289	-	-	-	-	175,738
01785268 LONGWOOD HILLS RD SIDEWALKS	2,309	12,691	378,000	-	-	-	393,000
01785272 RIVERVIEW AVE SIDEWALK	233,324	832,914	-	-	-	-	1,066,238
01785278 CARLTON ST SIDEWALKS	255,673	42,071	-	-	-	-	297,744
01785283 NORTHWESTERN/LITTLE WEK BRIDGI	290,952	2,822,346	-	-	-	-	3,113,298
01785286 LK HOWELL/HOWELL CRK BRIDGE	682,721	2,250,957	-	-	-	-	2,933,679
01785297 MINOR ROADWAY PROJECTS>\$50,00	929,292	23,007	-	-	-	-	952,298
01785300 RED BUG LAKE RD TURN EXTENSION	29,494	1,617,497	-	-	-	-	1,646,992
01785303 ORANGE BLVD (CR431) SAFETY	6,878,816	13,762,242	7,603,856	-	-	-	28,244,914
01785315 VARIOUS COUNTY TRAILS PROJECTS	-	102,000	-	-	-	-	102,000
01785316 EE WILLIAMSON RD TRAIL CONNECT	1,101,803	9,256,050	-	-	-	-	10,357,853
01785318 E SEMINOLE UNPAVED TRAILS	629,345	318,280	-	-	-	-	947,625
01785335 ECON BASIN DRAINAGE EVAL	73,313	1,350,307	-	-	-	-	1,423,620
01785340 ECON BSN L CRESCENT DRAIN EVAL	92,943	368,205	-	-	-	-	461,148
01785350 CELERY/MELLONVILLE TRAIL LOOP	601,753	4,333,417	-	-	-	-	4,935,170
01785374 SIDEWALK REHAB PARENT	838,947	83,165	-	-	-	-	922,111
01785376 WEKIVA BASIN TMDL	221,493	832,718	-	-	-	-	1,054,210
01785407 MAIN STREET SIDEWALK	-	575,000	-	-	-	-	575,000
01785408 SR426/CR419 WIDEN-PHASE 3	-	-	-	1,000,000	-	-	1,000,000
01785431 HIBISCUS LN STORMWATER PUMP	99,165	246,025	-	-	-	-	345,191
01785433 CECILIA DR BAFFLE BOXES	-	450,000	-	-	-	-	450,000
01785434 ALTON DR STORMWATER POND MOI	140,603	325,140	-	-	-	-	465,742

PROJECTS BY TYPE

TYPE - PROGRAM - PROJECT	LTD ACTUALS	FY22 BUDGET	FY23 FORECAST	FY24 FORECAST	FY25 FORECAST	FY26 FORECAST	TOTAL PROJECT COST
01785443 TANGLEWOOD DRAINAGE IMPROVEI	240,601	593,314	-	-	-	-	833,915
01785444 ADA REPLACEMENT PAVMT MGMT	1,973,325	816,377	400,000	400,000	400,000	400,000	4,389,702
01785446 I-4 TRAIL OVERPASS REPAIR	82,433	434,628	-	-	-	-	517,060
01785447 ANNUAL BRIDGE/TUNNEL REP/REPL/	3,525,991	1,456,956	500,000	500,000	500,000	500,000	6,982,946
01785450 AIRPORT BLVD INT IMP	1,067	200,000	-	-	-	-	201,067
01785468 SR436@HOWELL BRANCH INTERSECT	13,057	150,000	-	-	-	-	163,057
01785470 SR 436 @ BALMY BEACH MAST ARM	45,003	481,442	-	-	-	-	526,446
01785479 SIDEWALK REPAIRS-STORMWATER	4,184,488	1,629,195	1,000,000	1,000,000	1,000,000	1,000,000	9,813,683
01785486 PROJECT MANAGEMENT (GEC)	1,411,940	2,530,342	1,000,000	1,000,000	1,000,000	1,000,000	7,942,283
01785487 TRANS MASTER PLAN-EAST SIDE	-	250,000	-	-	-	-	250,000
01785488 CRANE STRAND CANAL CULVERT REP	65,527	292,413	-	-	-	-	357,941
01785489 ENGINEERING CAPITALIZATION	-	5,083,305	-	-	-	-	5,083,305
01785562 BRIDGE INSPECTIONS	275,236	180,204	80,000	80,000	80,000	80,000	775,440
01785572 MINOR ROADWAY PROJECTS	1,504,484	695,483	500,000	500,000	-	-	3,199,966
01785962 JUVENILE ASSESSMENT CENTER	-	3,010,000	-	-	-	-	3,010,000
01785964 JUVENILE ASMNT CENTER	299,102	1,695,323	-	-	-	-	1,994,425
01901019 5 POINTS DEVELOPMENT PROJECT	1,171,808	3,958,807	-	-	-	-	5,130,615
01907040 W SR 46 FIBER UPGRADE (PHASE 1	-	200,000	-	-	-	-	200,000
01907048 TRAFFIC VIDEO WALL UPGRADE	-	100,000	-	-	-	-	100,000
01907056 SR436@PEARL CAUSEWAY MAST ARI	45,133	361,332	-	-	-	-	406,464
01907060 MAGNOLIA ST SIDEWALKS	14,131	57,000	-	-	-	-	71,131
01907062 CITRUS & HIGHLAND ST SIDEWALKS	33,342	1,458,809	-	-	-	-	1,492,152
01907066 SPRING VALLEY FARMS OUTFALLS	151,738	717,020	-	-	-	-	868,758
01907068 MULLET LK PK RD DRAINAGE HMGP	607,061	1,840,711	-	-	-	-	2,447,772
01907077 MIDWAY DRAINAGE IMPROVEMENT:	23,951	2,979,479	3,000,000	3,000,000	3,000,000	2,000,000	14,003,431
01907084 NORTH ST CORRIDOR IMP	319,956	10,667,304	2,615,000	7,100,020	-	-	20,702,280
02001728 SAND LK TO E BRANTLY TURN LANE	101,117	68,883	-	-	-	-	170,000
02007013 PWR CORR TRL SR434-SHEPARD RD	75,814	1,394,051	-	-	-	-	1,469,865
02007015 PED AND BIKE OVERPASSES	203,542	1,327,697	-	-	-	-	1,531,239
02007020 ROLLING HILLS MULTIPURPOSE TRL	144,478	3,867,120	-	-	-	-	4,011,598
02007021 SOLDIERS CRK OFF-ROAD BIKE TRL	-	10,000	-	-	-	-	10,000
02007022 MARKHAM TRAILHEAD-BIKE AREA	-	130,000	-	-	-	-	130,000
02007027 WEKIVA SPRINGS RD - INT IMPS	194,314	1,943,841	-	-	-	-	2,138,155
02007092 HILLVIEW DR DRAINAGE RSF	1,027,316	2,512,166	-	-	-	-	3,539,482
02007094 DIRT ROAD PAVING PROGRAM	24,034	979,405	1,000,000	1,000,000	1,000,000	1,000,000	5,003,440
02007096 GRACE LK OUTFALL	29,567	729,576	-	-	-	-	759,143
02007098 JESUP BASIN-BAFFLE BOX-LOTW	91,640	243,560	-	-	-	-	335,200
02007099 LK EMMA/LONGWOOD HILLS STUDY	40,687	281,765	-	-	-	-	322,452
02007101 MILLER RD CULVT DRAINAGE HMGP	143,267	873,941	-	-	-	-	1,017,207
02007102 NEBRASKA AVE BRIDGE DRAIN HMGI	134,379	833,163	-	-	-	-	967,543
02007104 NOLAN RD CHANNEL DRAINAGE HMI	190,342	1,060,082	-	-	-	-	1,250,424
02007106 OREGON/MICHIGAN ST DRAINAGE	154,617	617,953	-	-	-	-	772,570
02007107 PEDESTRIAN/TRAIL BRIDGES REHAB	-	100,000	-	-	-	-	100,000
02007111 SMITH CANAL/MONROE BASIN STUD	225,302	551,021	-	-	-	-	776,323
02007124 WILLOW AVE-ALHAMBRA DRAIN HM	132,741	1,000,790	-	-	-	-	1,133,531
02007160 CROSS SEM TRL MISSING LINK 419	346,204	40,169	-	-	-	-	386,373
02107059 RED CLEVELAND BLVD RESURFACING	-	540,000	-	-	-	-	540,000
02107062 HARMONY HOMES SUBDIV SIDEWAL	17,174	422,286	-	-	-	-	439,460
02107063 FOREST LAKE DR SIDEWALK	15,640	221,600	-	-	-	-	237,240
02107066 LK MRY BL-SUN DR INTERSECTION	117	469,650	-	-	-	-	469,767
02107073 SPRING VALLEY FARMS DRAINS	13,034	371,966	-	-	-	-	385,000
02107075 HOWARD BLVD SIDEWALK	11,701	373,475	-	-	-	-	385,176
02107077 NARCISSUS AVE ROADWAY IMPROV	62,382	2,499,688	-	-	-	-	2,562,069
02107078 S. SANFORD AVE INTERMODAL	34,686	1,965,314	-	-	-	-	2,000,000
02107079 CR 419 AT SNOWHILL INTERSCETIO	24,958	568,616	-	-	-	-	593,575
02107081 CR427@ E LAKE MARY RD SIGNAL	-	400,000	-	-	-	-	400,000

PROJECTS BY TYPE

TYPE - PROGRAM - PROJECT	LTD ACTUALS	FY22 BUDGET	FY23 FORECAST	FY24 FORECAST	FY25 FORECAST	FY26 FORECAST	TOTAL PROJECT COST
02107082 SR 434 @ SAND LAKE RD SIGNAL	-	400,000	-	-	-	-	400,000
02107085 5 POINTS DEV - COURT ANNEX	5,043,302	36,825,698	-	-	-	-	41,869,000
02107086 5 POINTS DEV - CJC RENOVATION	-	93,674	-	-	-	-	93,674
02107087 5 POINTS DEV - PARKING GARAGE	1,538,635	11,525,044	-	-	-	-	13,063,679
02107088 5 POINTS DEV - ENERGY PLANT	1,979,865	14,693,782	-	-	-	-	16,673,647
02107093 PINE LAKE BAFFLE BOXES	169	114,848	-	-	-	-	115,017
02107094 OXFORD RD SIDEWALK	68,237	509,021	-	-	-	-	577,259
02107099 WHITCOMB DRAINAGE IMPROVEME	-	1,300,000	865,413	-	-	-	2,165,413
02107101 LAKE MARY BLVD INTER IMPROVE	808,619	1,759,425	-	-	-	-	2,568,044
02107102 RED BUG LK RD TURN LANE EXT	51,008	304,992	-	-	-	-	356,000
02107103 RED BUG LAKE AT MIKLER RD	-	292,500	-	-	-	-	292,500
02207078 TRANS MAST PLAN 5YR UPDATE	-	750,000	-	-	-	-	750,000
02207079 4TH GEN REF PREPARATION PLAN	-	500,000	-	-	-	-	500,000
02207081 ORANOLE/LINNEAL BEACH SIDEWALI	-	245,000	-	-	-	-	245,000
02207083 ACCESS ROAD/FS #39	-	1,817,000	-	-	-	-	1,817,000
02207084 SLAVIA RD EXTENSION/SR 426-SR4	-	600,000	-	-	-	-	600,000
02207085 LK MARY BLVD 2022 RESURFACING	-	1,500,000	-	-	-	-	1,500,000
02207086 N RONALD REAGAN/CR427 2022 PAV	-	1,400,000	-	-	-	-	1,400,000
02207087 LAKE DR/SEMINOLA-E LAKE PAVING	-	500,000	-	-	-	-	500,000
02207090 RESERVOIR LK OUTFALL CANAL	-	267,980	268,000	-	-	-	535,980
02207091 NUTRIENT STUDY/LK MILLS & SURR	-	300,000	-	-	-	-	300,000
02207092 BEAR GULLY MODEL UPDATE STUDY	-	25,000	-	-	-	-	25,000
02207093 HOWELL CREEK EROSION ASSESS	-	70,000	-	-	-	-	70,000
02207094 BASIN STUDIES/E COUNTY BASINS	-	2,291,250	-	-	-	-	2,291,250
02207095 USGS MONITORING PROG -3RD GEN	-	83,500	-	-	-	-	83,500
02207096 DEER RUN SUB - E CULVERT REP	-	280,000	-	-	-	-	280,000
02207097 WOODLAND II SUB/OUTFALL REP	-	360,000	-	-	-	-	360,000
02207099 LITTLE WEKIVA RIVER REST PROJ	54,857	104,000	-	-	-	-	158,857
02207100 EAST LAKE MARY AT OHIO MAST AR	-	400,000	-	-	-	-	400,000
02207101 OLIVER RD RESURFACING PROJECT	-	240,000	-	-	-	-	240,000
02207103 NORTHWSTRN/BRIDGE-ALTAMONTE	-	175,144	-	-	-	-	175,144
99999906 PROGRAM MANAGEMENT (GEC)	7,817,429	4,457,968	3,200,000	3,200,000	3,200,000	3,200,000	25,075,397

07 FACILITIES

00045205 COURTHOUSE RENOVATIONS	212,083	259,853	-	-	-	-	471,936
---------------------------------	---------	---------	---	---	---	---	---------

07 TRAFFIC OPERATIONS

01785165 MAST ARMS REFURBISHMENTS	1,203,045	355,339	200,000	200,000	200,000	200,000	2,358,384
01785167 ATMS / ITMS Program (PARENT)	4,253,089	1,095,137	-	-	300,000	300,000	5,948,226
01785171 VARIABLE MESSAGE SYSTEM UPGRAI	579,804	-	-	100,000	-	-	679,804
01785310 TRAFFIC STUDIES	534,669	73,999	-	-	-	-	608,668
01785313 LED STREET SIGN UPGRADE	1,083,723	193,825	150,000	150,000	150,000	150,000	1,877,548
01785344 MAST ARM REBUILDS	1,725,246	885,147	450,000	450,000	450,000	450,000	4,410,393
01785346 LANE STRIPING	452,629	266,155	100,000	100,000	100,000	100,000	1,118,783
01785348 SR426 @ RED BUG MAST ARM	423,560	56,588	-	-	-	-	480,148
01785458 EE WILLIAM@WOODLANDS MAST AF	-	225,000	-	-	-	-	225,000
01785467 SR 436 @ CASSELTON MAST ARM	123,494	193,884	-	-	-	-	317,378
01785471 SR426@HOWELL BRANCH-MAST ARM	-	400,000	-	-	-	-	400,000
01785525 SR 419 @ OSPREY TRAIL SIGNAL	430,093	41,072	-	-	-	-	471,165
01785571 SCHOOL FLASHER SIGNAL UPGRADES	106,928	282,699	100,000	100,000	100,000	100,000	789,627
01907041 E LAKE MARY BLVD FIBER UPGRADE	62,745	196,242	-	-	-	-	258,987
01907046 FIBER NETWORK CORE ROUTERS	259,746	64,277	-	100,000	-	-	424,023
01907047 CONNECTED VEHICLE/ICM EQUIP	133,405	360,553	100,000	100,000	100,000	100,000	893,958
01907049 VIDEO DECODING EQUIP-TRAF MGM	319,701	56,251	100,000	-	-	-	475,952
01907051 RED BUG @ SR417 WS MAST ARM	38,033	440,800	-	-	-	-	478,833
01907052 RED BUG @ SR 417E MAST ARM	319,306	50,000	-	-	-	-	369,306

PROJECTS BY TYPE

TYPE - PROGRAM - PROJECT	LTD ACTUALS	FY22 BUDGET	FY23 FORECAST	FY24 FORECAST	FY25 FORECAST	FY26 FORECAST	TOTAL PROJECT COST
01907086 FIBER OPTIC PULL BOX	255,092	378,149	200,000	100,000	200,000	200,000	1,333,240
02007009 SR436 @ ORANGE AVE MAST ARM	339,658	105,926	-	-	-	-	445,584
02007159 E.LAKE MARY BVD @ SKY MAST ARM	83,882	326,222	-	-	-	-	410,103
02107067 SR46 FIBER-SANFORD AVE-MELLONV	-	200,000	-	-	-	-	200,000
02207070 SR 436 @BEAR LAKE RD MAST	-	400,000	-	-	-	-	400,000
02207072 SR436@PRAIRIE LAKE-MAST ARM	-	400,000	-	-	-	-	400,000
02207073 SR434@E LAKE BRANTLEY-MAST ARM	-	400,000	-	-	-	-	400,000
02207074 SR 415@CELERY AVE - NEW SIGNAL	-	450,000	-	-	-	-	450,000
02207075 SR 46A SIGNAL ADAPTIVE PROJ	-	200,000	-	-	-	-	200,000
02207076 NETWORK SWITCH UPGRADE/CTY CA	-	100,000	-	-	-	-	100,000

07 WATER QUALITY

00276982 LK JESUP TMDL-HOWELL CREEK	-	19,862	-	-	-	-	19,862
00284203 LK JESUP GROUNDWATER SEEPAGE	-	61,390	-	-	-	-	61,390
01785440 LAKE BRANTLEY NUTRIENT STUDY	45,325	104,675	-	-	-	-	150,000
01785441 LAKE SEMINARY NUTRIENT STUDY	26,303	73,697	-	-	-	-	100,000
01785442 LAKE SYLVAN NUTRIENT STUDY	135,402	70,751	-	-	-	-	206,153
02007024 WEKIVA BMAP/PFA GRDWTR ANALY:	45,525	89,205	-	-	-	-	134,730
02007123 VEGETATION/SEDIMENT REMOVAL	54,922	45,078	-	-	-	-	100,000
02107069 HOWELL CREEK BIO-MONITORING	30,515	29,881	-	-	-	-	60,396

08 UTILITIES ENGINEERING

00021716 OVERSIZING & EXTENSION-SANITAR	33,479	50,000	50,000	50,000	50,000	50,000	333,479
00021717 OVERSIZING & EXTENSIONS-POTABL	7,761	50,000	50,000	50,000	50,000	50,000	307,761
00021726 OREGON ST/FM WM RELOCATES	90,676	1,171,602	-	-	-	-	1,262,278
00022903 SMALL METER REPLACEMENT PROGF	8,041,294	1,373,482	-	-	-	-	9,414,776
00040302 CAPITALIZED LABOR PROJECT	-	700,000	700,000	700,000	700,000	700,000	4,200,000
00040306 CAPITALIZED LABOR PROJECT	-	75,000	-	-	-	-	75,000
00056606 LAKE MONROE WATER TREATMENT I	-	300,000	-	-	-	-	300,000
00064565 DRUID HILLS DISTRIBUTION UPGRA	465,530	2,760,833	-	-	-	-	3,226,363
00064579 LAKE HARRIET DISTRIBUTION IMPR	84,788	315,480	-	-	-	-	400,268
00064580 MEREDITH MANOR DISTRIBUTION PI	104,272	134,530	3,750,000	3,750,000	-	-	7,738,802
00064582 APPLE VALLEY DISTRIBUTION IMPR	24,994	1,745,006	-	-	4,400,000	4,400,000	10,570,000
00064590 WATER DISTRIBUT SYSTEM REHAB	237,326	700,000	700,000	700,000	700,000	700,000	5,037,326
00064592 WATER SERVICE LINE REPLACEMENT	598,246	250,000	-	-	-	-	848,246
00065234 WEKIVA PARKWAY UTILITY RELOCAT	13,164,755	3,438,390	-	-	-	-	16,603,145
00065236 MINOR ROADS UTILITY UPGRADES-P	259,478	150,000	150,000	150,000	150,000	150,000	1,159,478
00065237 MINOR ROADS UTILITY UPGRADES-S	8,163	150,000	150,000	150,000	150,000	150,000	908,163
00065239 OXFORD ROAD GRAVITY MAIN	449,224	4,006,715	3,842,000	-	-	-	8,297,939
00065251 17-92 Utility Relocations	1,930,543	388,225	-	-	-	-	2,318,768
00065284 ORANGE BLVD FORCE MAIN EXT	700,654	3,814,725	2,200,000	-	-	-	6,715,379
00065285 COUNTRY CLUB HEIGHT GRAV MAIN	327,627	3,836,707	3,115,000	-	-	-	7,279,334
00082924 PUMP STATION UPGRADES	4,889,973	3,918,232	1,750,000	1,750,000	1,750,000	2,700,000	19,458,205
00083116 FORCE MAIN & AIR RELEASE VALVE	608,130	588,263	765,000	765,000	590,000	890,000	5,096,393
00083120 CR 427 FORCE MAIN REHAB	35,016	3,272,337	-	-	-	-	3,307,353
00178312 GWL WTP DECOMMISSIONING	250	499,750	-	-	-	-	500,000
00178313 COUNTRY CLUB WATER TREATMENT	21,869	478,131	-	-	-	-	2,788,500
00181605 YANKEE LAKE SWTF REHAB/REPLACE	295,107	833,821	4,000,000	250,000	250,000	250,000	6,128,928
00195209 YLK WRF REHAB/REPLACEMENT	1,757,586	4,082,899	-	-	-	-	5,840,485
00195718 SER WTP OZONE SIDESTREAM	54,038	445,962	-	-	-	-	500,000
00195785 SER R & R	79,327	250,000	-	-	-	-	329,327
00201103 CONSUMPTIVE USE PERMIT CONSOLI	525,376	826,638	-	-	-	-	1,352,015
00203206 APPLE VALLEY TRANSMISSION MAIN	38,729	371,823	-	-	-	-	410,553
00203213 LAKE HAYES WTP PARTIAL DECOM	7,839	292,161	-	-	-	-	300,000
00203311 LAKE HARRIET WATER TREATMENT P	-	150,000	-	-	-	-	150,000
00203313 LAKE BRANTLEY WATER TREATMENT	-	150,000	-	-	-	-	150,000

PROJECTS BY TYPE

TYPE - PROGRAM - PROJECT	LTD ACTUALS	FY22 BUDGET	FY23 FORECAST	FY24 FORECAST	FY25 FORECAST	FY26 FORECAST	TOTAL PROJECT COST
00203315 DRUID HILLS WATER TREATMENT PL	63,638	316,362	-	-	-	-	380,000
00203317 APPLE VALLEY WATER TREATMENT P	39,855	210,145	-	-	-	-	250,000
00216426 IRON BRIDGE AGREEMENT	7,484,108	6,180,588	2,171,626	1,029,449	-	1,500,000	19,865,771
00216704 HEATHROW WATER TREATMENT PLA	-	880,000	-	-	-	-	880,000
00216732 MARKHAM WTP REHAB AND REP	612,452	745,094	-	-	-	-	5,161,546
00227413 GREENWOOD LAKES RAPID INFILTRA	133	100,000	-	-	-	-	100,133
00227416 GREENWOOD LAKES WATER RECLAIM	1,433,961	3,139,130	-	-	-	-	4,573,091
00227420 PUMP STATION GENERATORS (19)	3,040,606	1,800,680	1,500,000	1,500,000	-	-	7,841,286
00227458 GWL CAPACITY EXPANSION	-	100,000	-	3,778,500	3,778,500	-	7,657,000
00243505 INDIAN HILL WATER TREATMENT PL	288,603	233,140	200,000	200,000	200,000	200,000	1,521,743
00243506 LYNWOOD WTF REHAB/REPLACE	-	200,000	-	-	-	1,722,000	2,122,000
00255203 UTILITIES MASTER PLAN	1,203,364	499,359	-	-	-	-	3,202,723
00283004 SSNOCWTA INFILTRATION & INFLO	947,198	1,282,561	-	-	-	-	2,229,759
00283005 NW-RW-2 SYSTEM WIDE OPER EFFIC	-	858,000	858,000	-	-	-	1,716,000
00283009 WATER SYSTEM AUDIT AND LEAK DE	-	160,000	-	-	-	-	310,000
02108043 ASR CONVERSION (POTABLE TO REC	16,906	83,094	-	4,100,000	-	-	4,200,000
02108055 HIGHLAND PINES UTILITIES UPGRA	131,721	2,245,543	-	-	-	-	2,377,264
02108059 SLAVIA RD RELOCATION	-	250,000	-	-	-	1,500,000	1,750,000
02208022 REGIONAL WATER SUPPLY PLANNING	-	50,000	50,000	50,000	50,000	50,000	300,000
02208024 WELL DEEPEN FEASIBILITY SER 3	-	590,000	-	-	-	-	590,000
02208025 OXFORD WATER MAIN IMPROVEMENT	-	2,128,000	-	-	-	-	2,128,000
02208026 RINEHART RD VALVES AND FLOW	-	500,000	-	-	-	-	500,000
02208027 REPLACEMENT OF PS 291	-	2,150,000	-	-	-	-	2,150,000
02208028 FORCE MAIN CONNECT PS291/SER	-	698,000	-	-	-	-	698,000
02208029 17-92/PRAIRIE LAKE WATER MAIN	-	250,000	-	-	-	-	250,000
02208030 RECLAIMED WATER MAINS R&R-1	-	100,000	100,000	100,000	100,000	200,000	800,000
02208034 SER WTP - LOX TANK	-	535,000	-	-	-	-	535,000
02208035 INDIAN HILLS GST	-	1,300,000	-	-	-	-	1,300,000
02208037 WTP STORAGE TANK R&R	-	369,000	-	-	-	-	369,000
02208039 HOLISTIC WATER POLICY	-	330,000	-	-	-	-	330,000
ALOMA AVE. WATER MAIN	-	-	-	-	23,000	-	23,000
BEAR LAKE RD. AND SR 436 WATER MAIN	-	-	-	-	-	150,000	150,000
HAMPTON PARK PS UPGRADE	-	-	-	-	200,000	-	200,000
HIGHLAND PINES UTILITIES UPGRADES - WATER	-	-	-	3,140,000	-	-	3,140,000
HYDRAULIC MODEL UPDATE	-	-	250,000	-	-	-	250,000
INDIAN HILLS HSP	-	-	150,000	-	-	-	150,000
INDIAN HILLS WTP WATER MAIN	-	-	-	-	57,000	-	57,000
JESSICA DRIVE WATER MAIN	-	-	-	-	-	414,000	414,000
LAKES HAYES BOOSTER PS	-	-	-	-	4,911,600	-	4,911,600
MARKHAM REGIONAL WTP -SECOND 9,000-GALLON LOX TANK	-	-	267,500	267,500	-	-	535,000
NORTHEAST AND NORTHWEST WATER MAIN CONNECTION	-	-	-	-	-	750,000	750,000
NWSA DBP FORMATION MANAGEMENT AND 4-LOG EVALUATION	-	-	75,000	75,000	-	-	150,000
RECHARGE/ASR/UNDERGROUND INJECTION EXPLORATORY WELL	-	-	3,500,000	-	-	-	3,500,000
REGULATORY COMPLIANCE SUPPORT	-	-	25,000	25,000	-	-	50,000
SSNOCWTA - PS 344 UPGRADES	-	-	-	1,500,000	-	-	1,500,000
SSNOCWTA - SCADA SYSTEM UPGRADES	-	-	-	46,000	-	-	46,000
SSNOCWTA - UPGRADE CENTRAL FIVE PS PUMPS	-	-	-	70,000	-	-	70,000
US17-92 WEST NEIGHBORHOOD WATER MAIN UPGRADES (FERN PARK)	-	-	-	-	3,375,000	-	3,375,000
WELL DEEPENING - SER 1	-	-	-	-	-	-	850,000
YANKEE LAKE WRF R&R - 1	-	-	3,941,000	3,941,000	-	-	7,882,000
FLOW METER ON I4 FORCE MAIN	-	-	-	-	200,000	-	200,000
SSNOCWTA-FSSNOCWTA-FORCE MAIN 5 PTS TO MAITLAND	-	-	-	2,600,000	-	-	2,600,000

08 WASTEWATER OPERATIONS

00243509 FACILITIES ADMIN ADD/EXPANSION	24,032	475,968	-	-	2,000,000	2,000,000	4,500,000
---	--------	---------	---	---	-----------	-----------	-----------

PROJECTS BY TYPE

TYPE - PROGRAM - PROJECT	LTD ACTUALS	FY22 BUDGET	FY23 FORECAST	FY24 FORECAST	FY25 FORECAST	FY26 FORECAST	TOTAL PROJECT COST
08 WATER OPERATIONS							
00006607 UNIDIRECTIONAL FLUSHING PROGRA	838,967	510,108	-	-	-	-	1,349,075
09 LANDFILL OPERATIONS PROGRAM							
00281204 GENERAL LANDFILL REFURBISHMENT	159,967	190,821	300,000	-	-	-	650,788
00281205 LANDFILL RD & CITIZEN UPGRADE	52,128	1,247,872	-	-	-	-	1,300,000
02109027 LANDFILL STORMWATER SYSTEM	-	125,000	-	-	-	-	125,000
02209016 A1-JON 600 COMPACTOR 1	-	918,000	-	-	-	-	918,000
02209017 A1-JON 600 COMPACTOR 2	-	918,000	-	-	-	-	918,000
09 SW-COMPLIANCE & PROGRAM MAN							
00160803 LANDFILL ACCESS PAVING	82,296	517,704	-	-	-	-	600,000
00201902 TIPPING FLOOR RESURFACING	1,064,779	1,475,803	-	-	-	-	2,540,582
00244511 LANDFILL SCALEHOUSE	2,428,392	183,054	-	-	-	-	2,611,446
00244516 OSCEOLA ROAD LANDFILL TELEMETR	455,261	748,442	-	-	-	-	1,203,703
00244517 TRANSFER STATION REFURBISHMEN	968,907	489,745	-	-	-	-	1,458,652
00244520 LANDFILL LEACHATE TANKS	103,676	146,324	-	-	-	-	250,000
00244522 LANDFILL PUMP STATION REPLACEM	22,635	753,078	60,000	-	-	-	835,713
00244604 LANDFILL GAS SYSTEM EXPANSION	2,892,164	514,319	200,000	-	-	-	3,606,483
01785396 URBAN BEAR MANAGEMENT PLAN	754,633	33,860	-	-	-	-	788,493
01909102 OSCEOLA ROAD BORROW PIT	63,755	59,011	-	-	-	-	122,766
02109034 TRANSFER STATION SCALEHOUSE	-	900,000	-	-	-	-	900,000
09 TRANSFER STATION							
00216108 SOLID WASTE MGMT MASTER PLAN	274,184	175,816	-	-	-	-	450,000
00244515 CTS SCALE AUTOMATION UPGRADE	399	50,000	-	-	-	-	50,399
18 MSBU PROGRAM							
01918002 ROLLING HILLS REMEDIATION	1,454,911	47,201	-	-	-	-	1,502,112
01918005 MSBU SYLVAN LAKE (AWC)	96,155	24,845	-	-	-	-	121,000
02118003 LITTLE LK HOWELL/TUSKAWILLA	40,334	19,166	-	-	-	-	59,500
02118004 E CRYSTAL CHAIN OF LAKES	281,319	56,181	-	-	-	-	337,500
02218005 LAKE LINDEN - PH I MSBU	-	93,500	-	-	-	-	93,500
CAPITAL IMPROVEMENT PROGRAM (CIP) Total	208,423,421	383,019,582	100,091,638	84,765,662	59,537,370	50,609,884	935,985,209

EQUIPMENT, STUDIES, OTHER

01 17-92 CRA

00015008 REAGAN CENTER	148,000	592,000	-	-	-	-	740,000
------------------------	---------	---------	---	---	---	---	---------

01 COUNTY ATTORNEY

02101019 OUTSIDE COUNCIL FEES	9,528	35,473	-	-	-	-	45,000
-------------------------------	-------	--------	---	---	---	---	--------

01 COUNTY MANAGER

00243113 LAND ACQUISITION (ONGOING)	62,793	214,389	-	-	-	-	277,182
02001002 EMPLOYEE PROGRAMS	106,134	100,000	-	-	-	-	206,134

01 E-911

02101022 E911 - INTEREST REVENUE	-	109,013	-	-	-	-	109,013
02101024 E911 - COVID INTEREST REVENUE	-	48,000	-	-	-	-	48,000

PROJECTS BY TYPE

TYPE - PROGRAM - PROJECT	LTD ACTUALS	FY22 BUDGET	FY23 FORECAST	FY24 FORECAST	FY25 FORECAST	FY26 FORECAST	TOTAL PROJECT COST
01 EMERGENCY MANAGEMENT							
01901018 FEMA-HMGP-IRMA-MATCHING	152,198	4,836	-	-	-	-	157,033
01 EMPLOYEE BENEFITS							
00006600 WELLNESS CENTER EQUIPMENT	59,116	8,384	-	-	-	-	67,500
00006659 WELLNESS PROGRAM & EQUIPMENT	207,183	36,201	-	-	-	-	243,384
01 HUMAN RESOURCES							
01901010 MARKET SALARY COMPENSATN STUI	192,500	200,000	-	-	-	-	392,500
01 TELECOMMUNICATIONS							
02201005 UPS REPLACEMENTS	-	150,000	-	-	-	-	150,000
02201006 COUNTYWIDE FIBER TV INSTALLATI	-	10,000	-	-	-	-	10,000
02 CLERK OF THE COURT							
00230000 CLERK COURT REPORTING SERVICES	121,330	30,000	-	-	-	-	151,330
02 SHERIFF'S OFFICE							
00006929 SHERIFF CAPITAL ASSETS - JAIL	2,020,268	600,000	-	-	-	-	2,620,268
04 EXTENSION SERVICE							
DROP CEILING INSTALLATION			-	-	43,750	-	43,750
EXT SVCS ROOF REPLACEMENT			-	-	-	35,000	35,000
LIGHTING INSTALLATION			-	-	43,750	-	43,750
04 GREENWAYS & NATURAL LANDS							
LAKE MONROE WAYSIDE PARK HISTORIC BRIDGE			-	75,000	-	-	75,000
04 LIBRARY SERVICES							
00006912 LIBRARY BOOKS	5,388,874	859,404	-	-	-	-	6,248,279
00006913 LIBRARY BOOKS	972,781	206,761	-	-	-	-	1,179,542
00044210 LIBRARY DONATIONS	68,884	18,323	-	-	-	-	87,207
02204024 RED BUG PARK BALL MACHINE	-	7,395	-	-	-	-	7,395
04 PARKS & RECREATION							
02104033 SOFTBALL COMP EXERCISE EQUIP	-	40,000	-	-	-	-	40,000
02104034 ADA SITE ASSESSMENT LEISURE	18,440	81,560	-	-	-	-	100,000
20180562 SPORTS COMP LANDSCP PLAN	-	25,000	-	-	-	-	25,000
MUSEUM - BUGGY COLLECTION			35,000	35,000	35,000	35,000	140,000
MUSEUM - EVENTS AND MEETINGS ANNEX			-	-	-	187,500	187,500
SANLANDO PARK - EXERCISE EQUIPMENT			39,178	-	-	-	39,178
SOFTBALL COMPLEX - SOFTBALL FIELD FENCES			18,600	18,600	18,600	18,600	74,400
SOLDIERS CREEK PARK - EXERCISE EQUIPMENT			-	-	-	39,178	39,178
SPORTS COMPLEX - EXERCISE EQUIPMENT			-	-	-	40,000	40,000
05 EMS/FIRE/RESCUE							
00006671 SPECIAL OPS TRAINING EQUIPMENT	237,317	78,161	75,000	75,000	75,000	75,000	990,478
00006890 THERMAL IMAGERS	99,650	25,000	25,000	25,000	25,000	25,000	349,650
00006947 STRETCHERS	407,928	95,000	95,000	100,000	100,000	100,000	1,397,928
00006948 LIFEPAK 15 EKG MONITOR/DEFIB	769,311	185,000	185,000	185,000	185,000	185,000	2,619,311
00007091 DEPT-WIDE HOSE REPLACEMENT PRC	339,814	115,185	75,000	75,000	75,000	75,000	1,130,000
00007092 PERSONAL PROTECT EQUIPMENT PPI	835,441	-	200,000	210,000	220,000	230,000	2,995,441

PROJECTS BY TYPE

TYPE - PROGRAM - PROJECT	LTD ACTUALS	FY22 BUDGET	FY23 FORECAST	FY24 FORECAST	FY25 FORECAST	FY26 FORECAST	TOTAL PROJECT COST
00007093 SAVE EQUIPMENT	93,988	30,000	15,000	15,000	15,000	15,000	258,988
00007166 EMS/MEDICATION VENDING MACHII	-	56,620	-	-	-	-	56,620
00008094 FITNESS EQUIPMENT REPLACEMENT	49,838	35,000	25,000	25,000	25,000	25,000	309,838
01907137 FIREFIGHTING WATER SUPPLY	2,384	11,235	-	-	-	-	13,619
02005006 MOBILE TRAINING SIM LAB	7,077	27,923	-	-	-	-	35,000
02005019 EXTRICATION TOOL REPLACEMENT	59,592	65,408	50,000	50,000	50,000	50,000	575,000
02105040 EMS EQUIPMENT ALLOCATION	-	100,000	50,000	50,000	50,000	50,000	550,000
02105045 SCBA REPLACEMENT	2,153,235	346,765	-	-	-	-	5,800,000
02105046 FIRE DEPT STRATEGIC PLAN	-	100,000	-	-	-	-	100,000
02105062 CARES PROVIDER RELIEF #3	17,302	18,451	-	-	-	-	35,753
02105067 FEMA 2020 AFG GRANT - MATCH	-	78,273	-	-	-	-	78,273
02205044 PPE REPLACEMENT PROGRAM	-	515,447	-	-	-	-	515,447
02205045 RAPID DIVER/SWIMMER EQUIPMENT	-	45,000	-	-	-	-	45,000
06 COUNTY ASSISTANCE PROGRAMS							
02106004 ATTAINABLE HOUSING	-	1,000,000	-	-	-	-	1,000,000
06811617 HOMELESSNESS INITIATIVES	411,255	14,347	-	-	-	-	425,602
07 CAPITAL PROJECTS DELIVERY							
00207304 FALLEN HEROES MEMORIAL	263,311	30	-	-	-	-	263,341
01785383 RIVERBEND PLACEMAKING PROJECT	6,621	23,379	-	-	-	-	30,000
02107095 SUNRAIL TRANSITION STUDY 10103	446,536	654,782	-	-	-	-	1,101,318
02107096 ENERGY EFFICIENT PLAN DEVELOPM	16,341	183,659	-	-	-	-	200,000
07 PUBLIC WORKS BUSINESS OFFIC							
02207098 TCEA TRAN CONCURY EXCEPN STUDY	-	100,000	-	-	-	-	100,000
07 TRAFFIC OPERATIONS							
02007001 ATSI MMU TESTER	-	15,490	-	-	-	-	15,490
07 WATER QUALITY							
01909554 FLMS GRANT FOR LYL ROLLINGS HI	-	5,000	-	-	-	-	5,000
02218004 SJRWMD - LITTLE WEKIVA RIVER	-	437,500	-	-	-	-	437,500
08 WASTEWATER OPERATIONS							
02108050 CONFINED SPACE SAFETY EQUIPMEN	-	22,000	-	-	-	-	22,000
02208040 AMS TREX DEVICE COMM BCC	-	14,400	-	-	-	-	14,400
08 WATER OPERATIONS							
00007202 ELECTRIC VALVE OPERATORS	-	11,000	-	-	-	-	11,000
01900002 BULLET MISSILE (SVC LINE REP)	12,500	67,500	-	-	-	-	80,000
02108051 GPR EQUIPMENT	14,051	3,949	-	-	-	-	18,000
02108052 GPR EQUIPMENT	29,043	3,949	-	-	-	-	32,993
02108053 TALON VALVE/HYDRANT TOOLS	-	11,800	-	-	-	-	11,800
02108056 YANKEE LAKE CANOPY	-	25,000	-	-	-	-	25,000
02208021 OFFICE TRAILER - WS OPS	-	253,544	-	-	-	-	253,544
02208041 WAREHOUSE FAN	-	20,000	-	-	-	-	20,000
09 LANDFILL OPERATIONS PROGRAM							
02209025 IRWIN LEAK DETECTOR I	-	11,100	-	-	-	-	11,100
11 MASS TRANSIT FUNDING							
00006625 DEVELOPER DONATION MASS TRANS	-	169,009	-	-	-	-	169,009
SEMINOLE COUNTY FLORIDA		20					CAPITAL IMPROVEMENT PLAN

PROJECTS BY TYPE

TYPE - PROGRAM - PROJECT	LTD ACTUALS	FY22 BUDGET	FY23 FORECAST	FY24 FORECAST	FY25 FORECAST	FY26 FORECAST	TOTAL PROJECT COST
11 PLANNING AND DEVELOPMENT							
02011005 LAND DEVELOPMENT CODE REWRITE	190,739	21,247	-	-	-	-	211,986
02111011 PLANNING - LAND USE ANALYSIS	24,081	100,919	-	-	-	-	125,000
02111012 SMALL AREA STUDIES	-	50,000	-	-	-	-	50,000
02211001 LAND USE POLICY VISION PLAN	-	300,000	-	-	-	-	300,000
18 OFFICE MANAGEMENT & BUDGET							
02118017 ARPA-REVENUE REPLACEMENT	-	43,803,399	-	-	-	-	43,803,399
20180541 COVID VACCINE ADMINISTRATION	2,054,926	500,000	-	-	-	-	2,554,926
20180543 COVID EM DIRECT RESPONSE	3,362,267	500,000	-	-	-	-	3,862,267
18 RECIPIENT AGENCY GRANTS							
01918004 GRANT MGMT ADMINISTRATION	-	457,758	-	-	-	-	457,758
20180540 SEMINOLE COVID RESPONSE	36,144,162	862,497	-	-	-	-	37,006,659
20180544 SMALL BUSINESS AST 00112	-	2,000,000	-	-	-	-	2,000,000
18 RESOURCE MGT - BUSINESS OFF							
00285810 FEMA CONSULTING SVC (00100)	586,750	171,066	-	-	-	-	757,816
EQUIPMENT, STUDIES, OTHER Total	58,163,488	57,119,531	887,778	938,600	961,100	1,185,278	126,855,775

FACILITIES PROJECTS

01 ANIMAL SERVICES

00007120 KENNEL DOOR REPLACEMENT-PH2	54,690	85,950	-	-	-	-	140,640
--------------------------------------	--------	--------	---	---	---	---	---------

01 E-911

00286002 FIRE SUPPRESS SYS PSB - 12500	-	76,000	-	-	-	-	76,000
--	---	--------	---	---	---	---	--------

02 SHERIFF'S OFFICE

00006939 JAIL - DOOR ACCESS CONTROL SYS	48,795	851,205	-	-	-	-	900,000
00006941 JAIL-DOOR ACCESS CONTROL 11560	-	753,000	-	-	-	-	753,000
00006959 JAIL - PLUMBING SYS GATE VALVE	236,828	138,172	-	-	-	-	375,000
00007085 JAIL PLANNED WORK 00100	968,904	650,131	100,000	100,000	100,000	100,000	2,519,035
01902007 JAIL-KITCHEN RENOVATION 11560	639,428	24,584	-	-	-	-	664,013
01902008 JAIL-FACILITY BREAKER REP 11560	17,000	133,000	-	-	-	-	150,000
01902009 JAIL-SECURITY IMPROVEMNT 11560	164,690	10,310	-	-	-	-	175,000
01902010 SCSO COMM CTR EXPANSION	105,223	2,245,650	-	-	-	-	2,350,873
02202001 SCSO JAIL HOT WATER UPG A-H	-	315,000	-	-	-	-	315,000
02202002 SCSO JAIL ELECTRICAL IMPROV	-	215,000	-	-	-	-	215,000
02202003 SCSO JAIL COURTROOM RENOVATIOI	-	160,000	-	-	-	-	160,000
02202004 SCSO JAIL SEC FENCE IMPROV	-	160,000	-	-	-	-	160,000
02202005 SCSO CONTROL1 ATTORNEY VIS CON	-	125,000	-	-	-	-	125,000
02202006 JAIL-KITCHEN RENOVATION 00100	274,399	275,000	-	-	-	-	549,399

03 JUDICIAL

01903004 CIRCUIT COURT FURNISHINGS	-	5,000	-	-	-	-	5,000
------------------------------------	---	-------	---	---	---	---	-------

04 GREENWAYS & NATURAL LANDS

02004002 SIGN REPLACEMENT TRAILS	2,030	11,470	-	-	-	-	13,500
02004003 SIGN REPLACEMENT PASSIVE PARK	23,632	1,368	-	-	-	-	25,000
02004012 WINWOOD PARK RESTROOM BUILDI	-	189,750	-	-	-	-	189,750

SEMINOLE COUNTY FLORIDA

21

CAPITAL IMPROVEMENT PLAN

PROJECTS BY TYPE

TYPE - PROGRAM - PROJECT	LTD ACTUALS	FY22 BUDGET	FY23 FORECAST	FY24 FORECAST	FY25 FORECAST	FY26 FORECAST	TOTAL PROJECT COST
20180551 RESTROOM-SANLANDO ADMIN	-	125,000	-	-	-	-	125,000
20180552 RESTROOM SANLANDO TENNIS	-	75,000	-	-	-	-	75,000
20180556 BOOKERTOWN PARK LIGHTING	-	15,276	-	-	-	-	15,276
20180571 HEALTH DEPT FITNESS PATH	-	130,000	-	-	-	-	130,000
20180572 MIDWAY TRAIL PROJECT	-	600,000	-	-	-	-	600,000
20180573 ROLLING HILLS PLAYGROUND	-	1,000,000	-	-	-	-	1,000,000
04 LEISURE BUSINESS OFFICE							
02204032 WEST LIBRARY BOOK DROP	-	12,748	-	-	-	-	12,748
04 LIBRARY SERVICES							
20180550 SYLVAN PERIMETER FENCE	-	108,500	-	-	-	-	108,500
20180553 SYLVAN NATURAL SOCCER FD	-	93,750	-	-	-	-	93,750
20180554 SOLDIER CREEK PEDTR GATE	-	81,250	-	-	-	-	81,250
20180555 RED BUG BLEACHER REPLACE	-	35,438	-	-	-	-	35,438
20180557 RED BUG PERIMETER FENCE	-	54,250	-	-	-	-	54,250
20180558 MOORES STATN PERIM FENCE	-	43,750	-	-	-	-	43,750
20180559 SOFTBALL COMP FLD FENCES	-	18,600	-	-	-	-	18,600
04 PARKS & RECREATION							
20180561 SPORTS COMPLEX HUB SIGN	-	31,250	-	-	-	-	31,250
20180563 MOORES STATION SIGNAGE	-	6,250	-	-	-	-	6,250
20180566 SPORTS COMP PARKING LOT	-	26,250	-	-	-	-	26,250
05 EMS/FIRE/RESCUE							
00007115 FIRE FACILITIES SUSTAINMENT	970,506	529,494	-	-	-	-	1,500,000
01907136 FIRE VENTILATION FANS	55,010	23,500	10,000	10,000	10,000	10,000	168,510
02005016 FIRE STATION DRIVEWAY REPAIRS	237,929	62,071	-	-	-	-	300,000
02005017 FUEL TANK AT STATION 27	-	9,500	-	-	-	-	9,500
02205006 FS INDIVIDUAL RESTROOMS 12	-	200,000	200,000	200,000	200,000	200,000	1,200,000
02205008 FIRE STATION 24 REDESIGN/REMOD	-	500,000	-	-	-	-	500,000
02205009 FIRE STATION 42 BAY EXTENSION	-	750,000	-	-	-	-	750,000
02205011 FS APRON/APPARATRUS BAY REPAIR	-	150,000	-	-	-	-	150,000
07 FACILITIES							
00007083 LEISURE PLANNED WORK 00100	1,433,124	775,290	100,000	100,000	100,000	100,000	3,108,414
00007084 GENERAL GOVT PLANNED WRK 0010	2,567,449	376,861	100,000	100,000	100,000	100,000	3,844,310
00007086 WATER SEWER PLANNED WORK 4010	277,858	59,690	100,000	100,000	100,000	100,000	1,237,548
00007087 FIRE DEPT PLANNED WORK 11200	396,805	302,956	75,000	75,000	75,000	75,000	1,374,761
00007088 SOLID WASTE PLANNED WORK 4020	224,877	410,868	100,000	100,000	100,000	100,000	1,535,745
00243114 SANFORD HEALTH DEPT RENOVATIO	168,229	106,771	-	-	-	-	275,000
01902004 CONSTITUTIONAL PLAN WORK 0010	663,396	319,424	-	-	-	-	982,820
01907116 TRAN TRUST PLANNED WORK 10101	109,441	204,070	-	-	-	-	313,511
02207001 JAIL- BOILER REPLACEMENT	-	247,327	-	-	-	-	247,327
20180564 ROOF-MENTAL HEALTH-SANFD	-	158,760	-	-	-	-	158,760
20180565 HEALTH DEPT PARKING REPV	-	126,236	-	-	-	-	126,236
20180567 HEALTH DEPT HVAC-AIRPORT	-	22,807	-	-	-	-	22,807
08 WATER OPERATIONS							
01900001 EQUIPMENT CANOPIES	-	70,000	-	-	-	-	70,000
11 BUILDING							
02111006 BUILDING WORKSPACE IMPROVEME	118,265	50,035	-	-	-	-	168,300

PROJECTS BY TYPE

TYPE - PROGRAM - PROJECT	LTD ACTUALS	FY22 BUDGET	FY23 FORECAST	FY24 FORECAST	FY25 FORECAST	FY26 FORECAST	TOTAL PROJECT COST
14 NETWORK & COMM SERVICES							
00286001 FIRE SUPPRESS SYS PSB - 00112	-	76,000	-	-	-	-	76,000
FACILITIES PROJECTS Total	9,758,507	14,414,564	785,000	785,000	785,000	785,000	30,438,071

TECHNOLOGY

01 COMMUNITY INFORMATION

00006940 SGTV TECHNOLOGY REPLACEMENT	177,368	9,721	-	-	-	-	187,089
--------------------------------------	---------	-------	---	---	---	---	---------

01 COUNTY ATTORNEY

02201004 LAW OFFICE AUTOMATION SYSTEM	-	225,000	-	-	-	-	225,000
---------------------------------------	---	---------	---	---	---	---	---------

01 E-911

00310002 911 SYSTEM REPLACEMENT	5,776,911	1,234,321	-	-	-	-	7,011,232
---------------------------------	-----------	-----------	---	---	---	---	-----------

01 TELECOMMUNICATIONS

00132902 Critical Infrastructure	199,182	153,968	-	-	-	-	353,150
02001006 RADIO REDUNDANCY & UPS REPLAC	74,341	55,659	-	-	-	-	130,000

02 SHERIFF'S OFFICE

02102010 SCSO CAD MODERNIZATION	295,672	1,304,328	-	-	-	-	1,600,000
---------------------------------	---------	-----------	---	---	---	---	-----------

03 ARTICLE V COURT TECHNOLOGY

01903001 CRIMINAL COURT A/V UPDATE	150,000	232,511	-	-	-	-	382,511
02103001 PUBLIC DEFENDER LAPTOPS	-	35,235	-	-	-	-	35,235

04 LEISURE BUSINESS OFFICE

02204034 SECURITY CAMERAS ALL LIBRARIES	-	9,375	-	-	-	-	9,375
---	---	-------	---	---	---	---	-------

05 EMERGENCY COMMUNICATIONS

00007132 CAD PROJECT - 12500	9,520	190,480	-	-	-	-	200,000
00007133 CAD PROJECT - 00112	872,417	36,928	-	-	-	-	909,345
02105001 PROQA LICENSES - CAD	-	30,000	-	-	-	-	30,000

05 EMS/FIRE/RESCUE

02005010 CAD GPS TRACKING DEPLOYMENT	-	30,000	-	-	-	-	30,000
02005023 JDE TELESTAFF INTERFACE	-	46,000	-	-	-	-	46,000
02105043 PS TRAX MODULES	32,400	17,600	-	-	-	-	50,000
02205048 DRONE PROGRAM ENHANCEMENT	-	30,000	25,000	25,000	25,000	25,000	255,000
02205049 EVERBRIDGE PAGING SYSTEM	-	10,000	-	-	-	-	10,000
02205050 PREDICTIVE ANALYTIC SOFTWARE	-	137,500	-	-	-	-	137,500
02205054 VIRTUAL REALITY TRAINING SYSTM	-	25,000	-	-	-	-	25,000
02205055 FIRE INVENTORY MGT SOFTWARE	-	11,000	-	-	-	-	11,000
02205057 MUTALINK AP & LICENSES (25) FD	-	22,400	-	-	-	-	22,400

06 COUNTY ASSISTANCE PROGRAMS

02206001 NEIGHBORLY GRANT APP SOFTWARE	-	9,350	-	-	-	-	9,350
--	---	-------	---	---	---	---	-------

06 GRANT ASSISTANCE PROGRAMS

02106003 NEXTGEN CASE MGMT SOFTWARE	-	10,000	-	-	-	-	10,000
02206002 FASTRACK GRANT ARCHIVE STORAGE SEMINOLE COUNTY FLORIDA	-	55,500 23	-	-	-	-	55,500 CAPITAL IMPROVEMENT PLAN

PROJECTS BY TYPE

TYPE - PROGRAM - PROJECT	LTD ACTUALS	FY22 BUDGET	FY23 FORECAST	FY24 FORECAST	FY25 FORECAST	FY26 FORECAST	TOTAL PROJECT COST
07 CAPITAL PROJECTS DELIVERY							
02207068 MAINTSTAR SOFTWARE UPDATE	-	412,500	-	-	-	-	412,500
02207069 CONCURRENCY APPLICATION REPLAC	-	17,500	-	-	-	-	17,500
07 FLEET MANAGEMENT							
02007004 FLEET MANAGEMENT SOFTWARE	-	160,000	-	-	-	-	160,000
07 TRAFFIC OPERATIONS							
00007186 IPAD AIR 2	13,654	6,920	-	-	-	-	20,574
08 ES BUSINESS OFFICE							
00007099 UPGRADE EDE SUNGARD PLATFORM	-	25,000	-	-	-	-	25,000
08 UTILITIES ENGINEERING							
00024814 SYSTEM WIDE DATA COLLECTION/MC	767	200,000	100,000	100,000	-	-	400,767
00203211 SECURITY IMPRMT VULNERABILITY	339,515	13,356	-	-	250,000	-	602,871
00283006 SCADA AND SECURITY SYSTEMS IMP	1,610,889	683,718	-	-	-	-	2,294,608
02108002 PROJECT MANAGEMENT SOFTWARE	-	10,000	-	-	-	-	10,000
02208001 ES NETWORK SWITCH REFRESH PH 4	-	62,500	-	-	-	-	62,500
08 WASTEWATER OPERATIONS							
02008001 JDE ENHANCEMENTS 40100	-	125,000	-	-	-	-	125,000
02008036 ONBASE - AUTOMATED PROCESS	-	20,000	-	-	-	-	20,000
02008037 GPS LINE LOCATORS	-	22,000	-	-	-	-	22,000
02208006 ELECTRONIC LOG BOOK-FDEP COMPL	-	40,000	-	-	-	-	40,000
02208008 TRIMBLE & IPAD-ENV SV GPS DATA	-	8,000	-	-	-	-	8,000
08 WATER OPERATIONS							
00006629 CRITICAL RADIO UPGRADES/REPLAC	-	250,000	-	-	-	-	250,000
09 LANDFILL OPERATIONS PROGRAM							
02109024 NETWORK ENHANCEMENTS-LANDFIL	-	30,000	-	-	-	-	30,000
09 SW-COMPLIANCE & PROGRAM MAN							
00006630 CRITICAL RADIO UPGRADES/REPLAC	-	120,175	-	-	-	-	120,175
09 TRANSFER STATION							
02009001 GPS FLEET TRACKING SOFTWARE	-	10,000	-	-	-	-	10,000
11 BUILDING							
01911011 EASY PERMITS / ONLINE APP-BLDG	-	127,400	-	-	-	-	127,400
01911012 PROJECT FLOW (EPLAN) UPGRD-BLD	117,675	51,825	-	-	-	-	169,500
02011001 CLICK TO GOV UPGRADE	-	15,000	-	-	-	-	15,000
02011002 NAVILINE HTML 5 UPGRADE	-	36,830	-	-	-	-	36,830
02111003 BUILDING TECHNOLOGY CONSULTAN	-	175,000	-	-	-	-	175,000
02111004 INSPECTOR RUGGEDIZED TABLETS	-	125,000	-	-	-	-	125,000
02111005 BUILDING TECHNOLOGY UPGRADES	-	1,374,920	-	-	-	-	1,374,920
14 ENTERPRISE ADMINISTRATION							
02014001 BACKUP TO CLOUD SOLUTION	-	150,000	-	-	-	-	150,000
02214007 DATACENTER REDUNDANT UPS	-	125,000	-	-	-	-	125,000

PROJECTS BY TYPE

TYPE - PROGRAM - PROJECT	LTD ACTUALS	FY22 BUDGET	FY23 FORECAST	FY24 FORECAST	FY25 FORECAST	FY26 FORECAST	TOTAL PROJECT COST
14 ENTERPRISE SOFTWARE DEVELOP							
00286004 JD EDWARDS UPGRADES	113,569	114,431	-	-	-	-	228,000
02014003 SHAREPOINT UPGRADE 2016	43,013	16,987	-	-	-	-	60,000
02014005 WORKFLOW MGMT SFTWR PLATFOR	-	100,000	-	-	-	-	100,000
02014008 DEVELOPMENT ENHANCEMENTS	88,605	121,396	-	-	-	-	210,000
02214001 AS-400 DISASTER RECOVERY	-	80,000	-	-	-	-	80,000
02214002 ONBASE UPGRADE TO CURRENT EP4	-	70,000	-	-	-	-	70,000
14 IS BUSINESS OFFICE							
02214006 SECURE DOCUMT EXCHANGE SERVIC	-	10,000	-	-	-	-	10,000
14 NETWORK & COMM SERVICES							
00007109 TELEPHONE REFRESH GENERAL GOV	1,045,204	808,135	-	-	-	-	1,853,339
02114003 CYBERSECURITY IMPROVEMENTS	-	75,000	-	-	-	-	75,000
14 PORTFOLIO MANAGEMENT							
02114008 CW PERFORMANCE MGMT DASHBO/	26,794	196,206	-	-	-	-	223,000
02214008 TECHNICAL DEBT IMPROVEMENTS	-	100,000	-	-	-	-	100,000
14 WORKSTATION SUPPORT & MAINT							
00006651 TECHNOLOGY REPLACEMENT	1,380,790	590,616	-	-	-	-	1,971,405
00006839 NETWORK EQUIPMENT REFRESH	2,218,405	1,223,133	-	-	-	-	3,441,538
02014007 FIRE DEPT MOBILE REFRESH PLAN	298,114	1,000,908	-	-	-	-	1,299,022
02114001 CUSTOMER RELATIONSHIP (CRM) SYS	-	250,000	-	-	-	-	250,000
18 MSBU PROGRAM							
02218002 MSBU MGMT SOFTWARE	-	25,000	-	-	-	-	25,000
18 PURCHASING AND CONTRACTS							
02218001 CONTRACTS MANAGEMENT SOLUTIC	-	50,000	-	-	-	-	50,000
TECHNOLOGY Total	14,884,805	13,151,330	125,000	125,000	275,000	25,000	28,711,135

FLEET

01 EMERGENCY MANAGEMENT

02101004 FORD F150 CREW CAB 4X4 07408	-	35,936	-	-	-	-	35,936
---------------------------------------	---	--------	---	---	---	---	--------

01 TELECOMMUNICATIONS

02201002 TRANSIT T150 CREW VAN 06070226	-	35,210	-	-	-	-	35,210
02201003 TRANSIT T150 CARGO VAN 06415	-	35,447	-	-	-	-	35,447

04 GREENWAYS & NATURAL LANDS

02104009 FORD F150 REG CAB 4X2 07185	-	27,181	-	-	-	-	27,181
02204005 KUBOTA RTVX900 05308	-	12,793	-	-	-	-	12,793
02204006 JEEP RUBICON 4X4 06070070	-	55,000	-	-	-	-	55,000
02204007 F750 REG CAB DUMP TRUCK 04544	-	99,381	-	-	-	-	99,381
02204008 F250 REG CAB 4x2 UTILITY 05233	-	36,360	-	-	-	-	36,360
02204042 F150 REGULAR CAB 4X2 NEW GNL	-	30,000	-	-	-	-	30,000

04 PARKS & RECREATION

PROJECTS BY TYPE

TYPE - PROGRAM - PROJECT	LTD ACTUALS	FY22 BUDGET	FY23 FORECAST	FY24 FORECAST	FY25 FORECAST	FY26 FORECAST	TOTAL PROJECT COST
02104018 FORD F150 REG CAB 4X2 05241	-	27,181	-	-	-	-	27,181
02104023 FORD F150 REG CAB 4X2 06413	-	27,181	-	-	-	-	27,181
02104025 FORD F150 REG CAB 4X2 02144	-	27,181	-	-	-	-	27,181
02204029 F150 REG CAB 4X2 780117	-	27,672	-	-	-	-	27,672
20180568 SISIS TURF SWEEP NEW19	-	40,714	-	-	-	-	40,714
20180569 SANDPRO 3040 NEW17	-	24,516	-	-	-	-	24,516
20180570 TORO SP EDGER ATTC NEW18	-	6,049	-	-	-	-	6,049

05 EMS/FIRE/RESCUE

00008060 04551 FORD INTERCEPTOR	38,297	13,703	-	-	-	-	52,000
01905008 FORD F550 WOODS TRUCK-01374	157,455	6,545	-	-	-	-	164,000
01905011 FORD EXPLORER AWD-04126	43,296	6,775	-	-	-	-	50,071
01905018 PIERCE WATER TANKER-NEW	397,067	2,933	-	-	-	-	400,000
02005027 FORD F550 REG 4X2 - 03958	295,188	4,812	-	-	-	-	300,000
02005028 FORD F550 REG 4X2 - 03959	295,188	4,812	-	-	-	-	350,000
02005029 FORD F150 EXT 4X2 - 05211	36,664	1,510	-	-	-	-	38,174
02005031 FORD F150 EXT 4X2 - 04551	36,578	1,596	-	-	-	-	38,174
02005032 PIERCE FIRE ENGINE - 780655	624,647	65,353	-	-	-	-	690,000
02005033 FORD F550 REG 4X2 - 04865	295,188	4,812	-	-	-	-	300,000
02005034 PIERCE FIRE ENGINE - 05208	615,818	74,182	-	-	-	-	690,000
02005035 PIERCE FIRE TANKER - 05316	4,120	425,880	-	-	-	-	430,000
02005039 SUTPHEN TOWER TRUCK - 100641	1,115,635	34,365	-	-	-	-	1,150,000
02005050 STNRY GEN 1000KW - GEN057	369,582	8,353	-	-	-	-	377,935
02105002 PIERCE SHOT ENGINE 06070580	35,839	744,161	-	-	-	-	780,000
02105003 PIERCE ENGINE 04557	901,834	23,054	-	-	-	-	924,888
02105006 PIERCE TANKER 06070099	3,834	426,166	-	-	-	-	430,000
02105007 PIERCE TANKER 13 NEW6	3,977	426,023	-	-	-	-	430,000
02105008 FORD F550 RESCUE 03959	5,507	304,493	-	-	-	-	310,000
02105009 FORD F550 RESCUE 04865	5,507	304,493	-	-	-	-	310,000
02105010 FORD F550 RESCUE 05352	5,507	304,493	-	-	-	-	310,000
02105012 FORD F350 CREW CAB 4X4 50481	48,321	56,679	-	-	-	-	105,000
02105013 GENERATOR GEN023	-	48,059	-	-	-	-	48,059
02105014 GENERATOR GEN024	-	52,910	-	-	-	-	52,910
02105015 GENERATOR GEN025	-	52,910	-	-	-	-	52,910
02105016 GENERATOR GEN026	-	48,059	-	-	-	-	48,059
02105017 GENERATOR GEN075	-	49,500	-	-	-	-	49,500
02105018 GENERATOR GEN084	-	49,500	-	-	-	-	49,500
02105019 FORD F150 EXT CAB 4X4 780270	30,305	11,695	-	-	-	-	42,000
02105020 FORD F150 EXT CAB 4X4 07362	30,305	11,695	-	-	-	-	42,000
02105021 FORD F150 EXT CB 4X4 06070129	30,305	11,695	-	-	-	-	42,000
02105022 FORD F150 EXT CB 4X2 06070131	28,399	10,601	-	-	-	-	39,000
02105023 FORD F150 EXT CB 4X2 06070119	28,399	10,601	-	-	-	-	39,000
02105024 FORD F150 EXT CAB 4X2 780330	28,399	10,601	-	-	-	-	39,000
02105025 FORD F150 EXT CAB 4X2 780546	28,399	10,601	-	-	-	-	39,000
02105026 FORD F150 EXT CAB 4X2 780549	28,322	10,678	-	-	-	-	39,000
02105027 FORD F150 EXT CAB 4X2 780552	28,399	10,601	-	-	-	-	39,000
02105028 FORD F150 EXT CAB 4X2 02951	28,399	10,601	-	-	-	-	39,000
02105029 FORD F150 EXT CAB 4X2 05284	28,399	10,601	-	-	-	-	39,000
02105036 CARGO TRAILER 00894	-	30,000	-	-	-	-	30,000
02105037 CARGO TRAILER 00895	-	30,000	-	-	-	-	30,000
02105038 CARGO TRAILER 04363	-	30,000	-	-	-	-	30,000
02105049 GENERATOR GEN034	-	48,059	-	-	-	-	48,059
02105050 FORD F150 EXT CAB 4X4 100644	-	42,000	-	-	-	-	42,000
02105051 FORD F150 EXT CAB 4X2 100645	28,399	10,601	-	-	-	-	39,000
02105052 CARGO TRAILER 100667	-	10,000	-	-	-	-	10,000
02105053 RESCUE F.S. 39 - NEW	11,802	328,198	-	-	-	-	340,000

PROJECTS BY TYPE

TYPE - PROGRAM - PROJECT	LTD ACTUALS	FY22 BUDGET	FY23 FORECAST	FY24 FORECAST	FY25 FORECAST	FY26 FORECAST	TOTAL PROJECT COST
02105054 ENGINE F.S. 39 - NEW	36,418	703,582	-	-	-	-	740,000
02105055 TOWER F.S. 39 - NEW	20,673	1,659,327	-	-	-	-	1,680,000
02205021 F150 CREW CAB 4X4 XLT 100646	-	55,000	-	-	-	-	55,000
02205022 BT21 BOAT REFURBISH 100651	-	16,000	-	-	-	-	16,000
02205023 ENCLOSED TRAILER 04137	-	30,000	-	-	-	-	30,000
02205024 F150 CREW CAB 4X4 XLT 06070121	-	55,000	-	-	-	-	55,000
02205025 TRANSIT T350 PASS VAN 06070130	-	45,000	-	-	-	-	45,000
02205027 PIERCE ENGINE 06944	-	710,000	-	-	-	-	710,000
02205029 F550 REG CAB 4X4 FLATBED 07171	-	83,520	-	-	-	-	83,520
02205030 F250 CREW CAB 4X4 07363	-	62,000	-	-	-	-	62,000
02205031 F150 EXT CAB 4X4 07407	-	42,000	-	-	-	-	42,000
02205032 PIERCE REHAB 1 07478 REHAB	-	950,000	-	-	-	-	950,000
02205033 F550 RESCUE 47102	-	315,000	-	-	-	-	315,000
02205034 F550 RESCUE 48546	-	315,000	-	-	-	-	315,000
02205035 F350 CREW CAB 4X4 50482	-	115,000	-	-	-	-	115,000
02205037 F550 WOODS TRUCK 780429	-	195,000	-	-	-	-	195,000
02205038 PIERCE QUINT 780672	-	1,010,000	-	-	-	-	1,010,000
02205039 GENERATOR REPLACEMENT 11200	-	154,530	-	-	-	-	154,530
02205062 PIERCE FIRE ENGINE - 54639	-	652,625	-	-	-	-	652,625
FLEET REP FIRE			3,500,000	3,500,000	3,500,000	3,500,000	28,000,000

05 FIRE PREVENTION BUREAU

02005040 FORD F150 EXT 4X2 - 100642	36,325	1,849	-	-	-	-	38,174
02205015 F150 EXT CAB 4X4 NEW12	-	42,000	-	-	-	-	42,000

07 FACILITIES

02101001 FORD TRAN T250 CR VAN 6070502	-	31,977	-	-	-	-	31,977
02107004 GENERAC GENERATOR KW500 GEN0	-	178,985	-	-	-	-	178,985
02107005 FORD TRAN T250 CARGO VAN 05207	-	31,977	-	-	-	-	31,977
02107006 FORD TRAN T250 CARGO VAN 06456	-	31,977	-	-	-	-	31,977
02107007 FORD TRAN T250 CARG VAN 780237	-	31,977	-	-	-	-	31,977
02207002 TRANSIT T250 CARGO VAN 05148	-	33,985	-	-	-	-	33,985
02207004 TRANSIT T250 CARGO VAN 07460	-	33,985	-	-	-	-	33,985
02207006 F350 REG CAB STAKE-DUMP 23114	-	55,185	-	-	-	-	55,185
02207007 GENERATOR REPLACEMENT 00100	-	408,114	-	-	-	-	408,114

07 FLEET MANAGEMENT

02007150 FLEET REPLACEMENT & CONT 00109	-	100,000	-	-	-	-	100,000
02107002 FORD F450 GENERATR TRUCK 17220	-	63,638	-	-	-	-	63,638
02107056 GENERATOR LOAD BANK 780331	-	86,679	-	-	-	-	86,679
02207009 F450 EXT CAB GENERAT TRK 00406	-	67,193	-	-	-	-	67,193
02207010 F350 EXT CAB 4X4 UTILITY 01352	-	73,518	-	-	-	-	73,518
02207011 F350 EXT CAB 4X4 UTILITY 01356	-	60,765	-	-	-	-	60,765
02207012 ARI HETRA 4 COL MOB LIFT 05215	-	40,097	-	-	-	-	40,097
02207013 ASCO PORTABLE LOAD BANK 780331	-	9,689	-	-	-	-	9,689
FLEET REP GENERAL FUND			1,100,000	1,100,000	1,100,000	500,000	6,062,816

07 MOSQUITO CONTROL

02207014 F350 REG CAB 4X4 FLATBED NEW21	-	49,707	-	-	-	-	49,707
02207017 F150 EXT CAB 4X4 780140	-	39,718	-	-	-	-	39,718

07 ROADS & STORMWATER

02107010 JD EXCAVATOR 75G 01119	-	383,001	-	-	-	-	383,001
02107012 CAT GRADER 120 02004	258,898	24,483	-	-	-	-	283,381

PROJECTS BY TYPE

TYPE - PROGRAM - PROJECT	LTD ACTUALS	FY22 BUDGET	FY23 FORECAST	FY24 FORECAST	FY25 FORECAST	FY26 FORECAST	TOTAL PROJECT COST
02107015 FORD F750 CREW DUMP 04521	-	124,094	-	-	-	-	124,094
02107016 FORD F750 CREW DUMP 04522	-	124,094	-	-	-	-	124,094
02107045 THOMPSON 6" MOBIL PUMP 23529	57,093	1,900	-	-	-	-	58,993
02207023 F550 EXT CAB HERBICD TRK 02885	-	70,000	-	-	-	-	70,000
02207024 F250 CREW CAB 4X4 04848	-	42,581	-	-	-	-	42,581
02207025 F250 CREW CAB 4X4 04849	-	42,581	-	-	-	-	42,581
02207026 F150 EXT CAB 4X4 06070324	-	33,565	-	-	-	-	33,565
02207027 THOMP 6" MOBILE PUMP 06070345	-	59,948	-	-	-	-	59,948
02207029 F150 EXT CAB 4x4 01104	-	32,621	-	-	-	-	32,621
02207030 JOHN DEERE LOADER 644L 01122	-	281,057	-	-	-	-	281,057
02207031 CAT MINI EXCAVATOR 304E2 02883	-	68,978	-	-	-	-	68,978
02207032 INTERNATIONAL DUMP TRUCK 04494	-	125,742	-	-	-	-	125,742
02207034 F250 CREW CAB 4X4 06070287	-	37,624	-	-	-	-	37,624
02207035 CAT MINI EXCAV 305 E2 06070532	-	82,934	-	-	-	-	82,934
02207036 F250 CREW CAB 4X4 06536	-	37,624	-	-	-	-	37,624
02207037 F250 CREW CAB 4X4 06541	-	37,624	-	-	-	-	37,624
02207038 CAT MINI EXCAVATOR 304E2 06831	-	58,417	-	-	-	-	58,417
02207039 F250 CREW CAB 4X4 07195	-	38,354	-	-	-	-	38,354
02207040 CAT LOAD SKIDSTEER 289D 07364	-	89,835	-	-	-	-	89,835
02207041 CAT LOAD SKIDSTEER 289D 07365	-	96,834	-	-	-	-	96,834
02207042 CAT LOAD SKIDSTEER 289D 07366	-	100,483	-	-	-	-	100,483
02207043 TRAILKING TRAILER 07447	-	19,397	-	-	-	-	19,397
02207044 CATERPILLAR GRADER 120 23084	-	269,327	-	-	-	-	269,327
02207045 BROCE SWEEPER 23509	-	42,210	-	-	-	-	42,210
02207046 JOHN DEERE TRACTOR 4X4 23580	-	57,586	-	-	-	-	57,586
02207047 FINN SHREDDER 14460	-	36,558	-	-	-	-	36,558
02207048 INTERNL ROAD TRACTOR 01326	-	125,386	-	-	-	-	125,386
02207049 F750 CREW DUMP 02073	-	124,546	-	-	-	-	124,546
02207050 FORD DUMP TRUCK 02902	-	125,742	-	-	-	-	125,742
02207051 JOHN DEERE LOADER 644L 04494	-	281,057	-	-	-	-	281,057
02207052 F750 CREW DUMP 04642	-	124,546	-	-	-	-	124,546
02207053 TRAILER 05222	-	96,596	-	-	-	-	96,596
02207054 F750 CREW DUMP 05273	-	124,546	-	-	-	-	124,546
02207055 TRAILER 07437	-	37,020	-	-	-	-	37,020
02207056 JOHN DEERE TRACTOR 4x4 18930	-	57,586	-	-	-	-	57,586
02207057 KUBOTA RTVX900 4X4 04411	-	12,385	-	-	-	-	12,385
02207058 F250 CREW CAB 4X4 06537	-	37,624	-	-	-	-	37,624
02207059 SMITH SURFACER 48486	-	7,541	-	-	-	-	7,541
FLEET REP TRANSPORTATION			2,400,000	2,400,000	2,400,000	1,200,000	13,830,758

07 TRAFFIC OPERATIONS

02107051 FORD F450 SIGN TRK 06070175	-	91,515	-	-	-	-	91,515
02107052 FORD F150 EXT CAB 4X4 06070325	34,348	825	-	-	-	-	35,173
02107053 FORD F150 EXT CAB 4X4 780142	33,406	1,370	-	-	-	-	34,776
02207060 F150 EXT CAB 4X4 NEW23	-	35,076	-	-	-	-	35,076
02207061 ALLMAND ARROW BOARD 780008	-	6,750	-	-	-	-	6,750
02207062 ATLAS AIR COMPSR XATS250 02181	-	26,538	-	-	-	-	26,538
02207063 F550 EXT CB BUCKET TK 06070095	-	126,204	-	-	-	-	126,204
02207064 GENERAC LIGHT TOWER 780014	-	10,343	-	-	-	-	10,343
02207065 ALLMAND ARROW BOARD 780980	-	6,750	-	-	-	-	6,750
02207067 AM SIGNAL MESSAGE BOARD 781261	-	15,393	-	-	-	-	15,393

07 WATER QUALITY

02207020 F250 CREW CAB 4x4 06581	-	36,781	-	-	-	-	36,781
02207021 TRANSIT T150 CREW VAN 07360	-	40,365	-	-	-	-	40,365

PROJECTS BY TYPE

TYPE - PROGRAM - PROJECT	LTD ACTUALS	FY22 BUDGET	FY23 FORECAST	FY24 FORECAST	FY25 FORECAST	FY26 FORECAST	TOTAL PROJECT COST
--------------------------	----------------	----------------	------------------	------------------	------------------	------------------	-----------------------

08 UTILITIES ENGINEERING

FLEET REP WATER & SEWER	-	-	1,530,000	1,560,600	1,591,812	1,623,648	13,131,943
-------------------------	---	---	-----------	-----------	-----------	-----------	------------

08 WASTEWATER OPERATIONS

02008008 CAT STNRY GEN 160KW - GEN001	-	54,157	-	-	-	-	54,157
02108027 GENERATOR KW750 (GEN094)	-	414,425	-	-	-	-	414,425
02108030 FORD F550 4X4 CRNE TK (780376)	-	135,865	-	-	-	-	135,865
02108031 GENERAC GENERATOR KW60 (05810)	-	96,548	-	-	-	-	96,548
02108032 GENERAC GENERATOR KW60 (05812)	-	96,548	-	-	-	-	96,548
02108033 FORD F550 4X2 CRANE TK (20899)	-	97,125	-	-	-	-	97,125
02108034 FORD F450 UTILITY TRK (780377)	-	69,809	-	-	-	-	69,809
02108037 GENERATOR KW50 (GEN089)	-	50,050	-	-	-	-	50,050
02108038 DUMP TRAILER (06070302)	-	36,015	-	-	-	-	36,015
02108040 FORD TRAN T150 CRG VN (780234)	-	29,027	-	-	-	-	29,027
02108042 KAWASAKI MULE (48952)	-	13,316	-	-	-	-	13,316
02208002 VALVE ACTUTR SD800 HURCO NEW0	-	14,438	-	-	-	-	14,438
02208003 KAWASAKI MULE 4X4 48953	-	16,738	-	-	-	-	16,738
02208004 VACTOR 49065	-	416,595	-	-	-	-	416,595
02208005 VACTOR 51991	-	421,996	-	-	-	-	421,996

08 WATER OPERATIONS

02108003 GENERATOR KW1000 GEN090	-	416,900	-	-	-	-	416,900
02108007 MOBILE GENERATOR KW150 58062	-	96,548	-	-	-	-	96,548
02108009 FORD F450 4X4 UTILITY TRUK NEW2	-	72,652	-	-	-	-	72,652
02108010 FORD F450 UTILITY TRUK 6070297	-	72,652	-	-	-	-	72,652
02108011 FORD F550 UTILITY TRUCK 781129	-	73,754	-	-	-	-	73,754
02108013 FORD F550 DUMP TRUCK 780149	-	63,951	-	-	-	-	63,951
02108014 UTILITY TRAILER 05815	-	33,432	-	-	-	-	33,432
02108015 FORD TRAN CONCT CARGO VAN NEW	-	30,585	-	-	-	-	30,585
02108016 FORD F150 EXT CAB 4X2 07726	-	29,879	-	-	-	-	29,879
02108020 DUMP TRAILER 05355	-	36,015	-	-	-	-	36,015
02108021 KAWASAKI MULE 05224	-	13,900	-	-	-	-	13,900
02108022 GENERAC LIGHT TOWER 20835	-	10,605	-	-	-	-	10,605
02108023 UTILITY TRAILER 21430	-	8,611	-	-	-	-	8,611
02208009 VALVE ACTUTR SD800 HURCO NEW0	-	14,438	-	-	-	-	14,438
02208010 MASTERCRAFT FORKLIFT NEW10	-	62,127	-	-	-	-	62,127
02208011 ESCAPE S FWD NEW11	-	23,470	-	-	-	-	23,470
02208012 TRANSIT CNNECT CARGO VAN 51493	-	31,307	-	-	-	-	31,307
02208013 F250 CREW CAB 4X4 51494	-	35,397	-	-	-	-	35,397
02208014 TRANSIT CNNECT CARGO VAN 51495	-	31,307	-	-	-	-	31,307
02208015 TRANSIT CNNECT CARGO VAN 51536	-	31,307	-	-	-	-	31,307
02208016 VANAIR AIR COMPRESSOR 52133	-	8,820	-	-	-	-	8,820
02208017 VANAIR AIR COMPRESSOR 52134	-	8,820	-	-	-	-	8,820
02208018 TRANSIT CNNECT CARGO VAN 52651	-	31,307	-	-	-	-	31,307
02208020 F250 CREW CAB 4X4 - NEW POSITI	-	37,000	-	-	-	-	37,000

09 LANDFILL OPERATIONS PROGRAM

02009007 KENWORTH SHUTTLE TRACTR-78001	-	232,895	-	-	-	-	232,895
02109001 SHUTTLE 6X6 51993	-	244,210	-	-	-	-	244,210
02109003 TANKER TRAILER 780274	-	70,910	-	-	-	-	70,910
02109004 MILITARY SURPLUS TRACTOR 51893	-	65,000	-	-	-	-	65,000
02109007 MC REFUSE TRAIL 48220	-	86,172	-	-	-	-	86,172
02109008 MC REFUSE TRAIL 48221	-	86,172	-	-	-	-	86,172
02109026 LANDFILL FUEL ISLAND CANOPY	-	7,500	-	-	-	-	7,500
02209001 THOMPSON WATER PUMP NEW07	-	41,249	-	-	-	-	41,249

PROJECTS BY TYPE

TYPE - PROGRAM - PROJECT	LTD ACTUALS	FY22 BUDGET	FY23 FORECAST	FY24 FORECAST	FY25 FORECAST	FY26 FORECAST	TOTAL PROJECT COST
02209002 JOHN DEERE BATWING MOWER 5147	-	33,968	-	-	-	-	33,968
02209003 KENWORTH SHUTTLE 6X6 52118	-	254,760	-	-	-	-	254,760
02209004 JOHN DEERE GATOR 4X4 55945	-	14,700	-	-	-	-	14,700
02209005 JOHN DEERE LOADER 644L 56575	-	333,557	-	-	-	-	333,557
02209018 DT460-OFF ROAD DUMP TRUCK - NE	-	512,500	-	-	-	-	512,500
02209019 DT460-OFF ROAD DUMP TRUCK - NE	-	512,500	-	-	-	-	512,500
02209020 950 DOZER - NEW	-	676,500	-	-	-	-	676,500
02209021 950 DOZER - NEW	-	676,500	-	-	-	-	676,500
02209022 WHEEL LOADER 972 - NEW	-	455,000	-	-	-	-	455,000
02209023 EXCAVATOR 350 - NEW	-	320,000	-	-	-	-	320,000
02209024 D6T DOZER - NEW	-	131,880	-	-	-	-	131,880
FLEET REP SOLID WASTE			1,530,000	1,560,600	1,591,812	1,623,648	13,131,943
09 SW-COMPLIANCE & PROGRAM MAN							
02109019 FORD F150 EXT CAB 4X4 06580	-	32,016	-	-	-	-	32,016
02109020 FORD F150 EXT CAB 4X4 02681	-	32,016	-	-	-	-	32,016
02109021 FORD F150 EXT CAB 4X4 04524	-	32,016	-	-	-	-	32,016
02109022 FORD TRAN CONCT PASS VAN 07446	-	26,130	-	-	-	-	26,130
02109023 JD GATOR 07646	17,375	750	-	-	-	-	18,125
02209006 F150 CREW CAB 4X4 780118	-	33,416	-	-	-	-	33,416
09 TRANSFER STATION							
02109013 ROAD TRACTOR 50344	117,455	11,821	-	-	-	-	129,276
02109016 GENERATOR KW400 GEN088	-	186,120	-	-	-	-	186,120
02109032 GIANT OVERHEAD FAN	-	25,000	-	-	-	-	25,000
02109033 PUMP MAINTENANCE	-	10,000	-	-	-	-	10,000
02209007 MAC WALKING FLOOR TRAILR 48219	-	94,838	-	-	-	-	94,838
02209008 MAC WALKING FLOOR TRAILR 48221	-	94,838	-	-	-	-	94,838
02209011 ROAD TRACTOR NEW05	-	160,948	-	-	-	-	160,948
02209013 ROAD TRACTOR 52534	-	160,948	-	-	-	-	160,948
02209014 ROAD TRACTOR 52575	-	160,948	-	-	-	-	160,948
11 BUILDING							
02111008 FORD F-150 INSPECTORS (NEW)	-	27,000	-	-	-	-	27,000
02111009 FORD F-150 INSPECTORS (NEW)	-	27,000	-	-	-	-	27,000
02111013 NEW FORD F150 PICKUP TRUCK	-	27,100	-	-	-	-	27,100
FLEET REP BUILDING			102,000	104,040	106,121	108,243	875,463
14 NETWORK & COMM SERVICES							
02214003 CUMMINS 100KW GENERATOR NEW	-	122,546	-	-	-	-	122,546
02214004 TRANSIT CNNECT CARGO VAN 07116	-	29,878	-	-	-	-	29,878
02214005 TRANSIT T250 CARGO VAN 07358	-	33,985	-	-	-	-	33,985
18 RISK MANAGEMENT							
02118002 FORD ESCAPE S 4X2WD 05232	-	22,712	-	-	-	-	22,712
FLEET Total	6,305,269	26,701,735	10,162,000	10,225,240	10,289,745	8,555,540	108,089,925

GRANTS

01 ECON DEV-COMMUNITY RELATION

02201012 DUKE ENERGY COVID GRANT - ED	-	10,000	-	-	-	-	10,000
---------------------------------------	---	--------	---	---	---	---	--------

01 EMERGENCY MANAGEMENT

PROJECTS BY TYPE

TYPE - PROGRAM - PROJECT	LTD ACTUALS	FY22 BUDGET	FY23 FORECAST	FY24 FORECAST	FY25 FORECAST	FY26 FORECAST	TOTAL PROJECT COST
01901009 2018 SCHOOL SHELTER RETROFIT	717,181	1,412,819	-	-	-	-	2,130,000
01901011 HAZARD ANALYSIS GRANT 18/19	-	6,560	-	-	-	-	6,560
01901017 FEMA-HMGP-IRMA-GENERATORS	466,454	10,467	-	-	-	-	476,922
02001023 HAZARD ANALYSIS GRANT 19/20	-	6,229	-	-	-	-	6,229
02001024 2019 SHSGP-EMERGENCY MGMT	62,209	6,716	-	-	-	-	68,925
02001027 HMPG 115 WISTERIA DR DEMO	132,023	4,049	-	-	-	-	136,072
02101016 HAZARD ANALYSIS GRANT 20/21	-	6,216	-	-	-	-	6,216
02101018 2020 SHSGP-EMERGENCY MGMT	-	23,000	-	-	-	-	23,000
02201007 EMPA FY 21-22	24,429	81,913	-	-	-	-	106,342
02201008 EMPG FY 21-22	15,654	103,690	-	-	-	-	119,344
02201009 EMPG ARPA FY 21-22	8,086	5,840	-	-	-	-	13,926
02201010 HAZARD ANALYSIS GRANT 21/22	-	2,229	-	-	-	-	2,229
02201011 2021 SHSGP-EMERGENCY MGMT	-	24,960	-	-	-	-	24,960
02201013 DUKE ENERGY GRANT - OEM	-	30,000	-	-	-	-	30,000

04 GREENWAYS & NATURAL LANDS

01904016 USFWS GOPHER TORTOISE GRANT	47,700	7,301	-	-	-	-	55,000
02004044 SPG HAMMOCK WATER CONSER GR/	-	325,011	-	-	-	-	325,011
02104052 MIDWAY/RIVERBEND LANDSCAPING	-	833,405	-	-	-	-	833,405
02204043 ARPA - LIBRARY GRANT	-	100,000	-	-	-	-	100,000

04 PARKS & RECREATION

01904020 WAYSIDE PARK-BOAT FBIP GRANT	-	200,000	-	-	-	-	200,000
---------------------------------------	---	---------	---	---	---	---	---------

05 EMS/FIRE/RESCUE

00276955 EMS TRUST FUND GRANT #C9057	-	85,854	-	-	-	-	85,854
00276956 EMS TRUST FUND GRANT #C0097	-	58,188	-	-	-	-	58,188
02105065 2020 SHSGP-FIRE-HAZMAT	-	14,870	-	-	-	-	14,870
02105066 FEMA 2020 AFG GRANT - EQUIP	-	782,727	-	-	-	-	782,727
02205060 SAFER PUBLIC SAFETY GRANT	-	7,321,470	-	-	-	-	7,321,470

06 COUNTY ASSISTANCE PROGRAMS

06670320 CARES - CRF - SHIP	2,686,345	109,000	-	-	-	-	2,795,345
-----------------------------	-----------	---------	---	---	---	---	-----------

06 GRANT ASSISTANCE PROGRAMS

00276961 SHELTER PLUS CARE	3,113,315	624,371	-	-	-	-	3,737,686
00276971 NEIGHBOR STAB PROG GRANT ADMIN	687,591	494,453	-	-	-	-	1,182,043
00276973 NEIGHBOR STAB PROG-NSP3 ADMIN	987,306	777,608	-	-	-	-	1,764,914
00277009 BLOCK GRANT PROJECTS-FY16	1,079,141	89,533	-	-	-	-	1,168,674
00277015 PERMANENT SUPP HOUSING-GAP	45,145	15,760	-	-	-	-	60,905
00277016 HSN HOUSING STABILITY - HUD	6,243	29,214	-	-	-	-	35,457
00277017 HSN HOUSING STABILITY - DCF	-	21,922	-	-	-	-	21,922
01785378 HOME PROGRAM 15/16	423,717	86,081	-	-	-	-	509,798
02118006 FY2021 HOME-ARP	-	3,046,438	-	-	-	-	3,046,438
06620320 CSBG COVID-19 GRANT	209,654	238,403	-	-	-	-	448,057
06622021 CSBG GRANT 20-21	15,827	262,089	-	-	-	-	277,916
06650320 CDBG-COVID-19	791,751	2,352,902	-	-	-	-	3,144,653
06651617 CDBG-BLOCK GRANT PROJECT 16/17	1,497,451	61,761	-	-	-	-	1,559,212
06651718 CDBG-BLOCK GRANT PROJECT 17/18	1,569,862	93,715	-	-	-	-	1,663,577
06651819 CDBG-BLOCK GRANT PROJECT 18/19	1,586,698	319,929	-	-	-	-	1,906,627
06651920 CDBG GRANT 19-20	1,620,907	309,332	-	-	-	-	1,930,238
06652021 CDBG GRANT 20-21	582,874	1,499,988	-	-	-	-	2,082,862
06652122 CDBG GRANT 21-22	-	2,197,718	-	-	-	-	2,197,718
06661617 HOME PROGRAM 16/17	385,067	116,613	-	-	-	-	501,680

PROJECTS BY TYPE

TYPE - PROGRAM - PROJECT	LTD ACTUALS	FY22 BUDGET	FY23 FORECAST	FY24 FORECAST	FY25 FORECAST	FY26 FORECAST	TOTAL PROJECT COST
06661718 HOME PROGRAM 17/18	265,297	231,457	-	-	-	-	496,754
06661819 HOME PROGRAM 18/19	400,481	337,807	-	-	-	-	738,287
06661920 HOME PROGRAM 19/20	210,897	530,195	-	-	-	-	741,092
06662021 HOME PROGRAM 20/21	87,353	713,005	-	-	-	-	800,358
06662122 HOME PROGRAM 21-22	-	840,533	-	-	-	-	840,533
06671920 SHIP AFFORDABLE HOUSING 19/20	961,278	202,806	-	-	-	-	1,164,084
06672021 SHIP AFFORDABLE HOUSING 20/21	512	755,938	-	-	-	-	756,450
06672122 SHIP AFFORDABLE HOUSING 21/22	52,339	3,382,786	-	-	-	-	3,435,125
06680320 ESG-COVID-19	739,618	1,000,103	-	-	-	-	1,739,721
06682021 EMERGENCY SHELTER GRANT 20/21	22,385	157,134	-	-	-	-	179,519
06682122 EMERGENCY SHELTER GRANT 21-22	-	179,519	-	-	-	-	179,519

07 CAPITAL PROJECTS DELIVERY

00006622 LAKE JESUP SLDRS CREEK RSF OPR	186,212	313,788	-	-	-	-	500,000
00015007 NEW OXFORD RD WIDENING	1,614,920	385,081	-	-	-	-	2,000,001
01785963 JUVENILE ASMNT CENTER	764,473	235,527	-	-	-	-	1,000,000

07 ENGINEERING PROF SUPPORT

01907097 MULLET LK PK RD DRAINAGE HMGP	112,500	43,812	-	-	-	-	156,312
02007153 HMGP GRANT - MILLER ROAD	195,130	15,902	-	-	-	-	211,031
02007154 HMGP GRANT-WILLOW AVE	135,416	22,646	-	-	-	-	158,062
02007155 HMGP GRANT-NOLAN ROAD	211,908	14,127	-	-	-	-	226,035
02007156 HMGP GRANT-OLIVER ROAD	29,723	3,882	-	-	-	-	33,605
02007157 HMGP GRANT-NEBRASKA AVE	75,134	62,509	-	-	-	-	137,644
02007158 HMGP GRANT-HILLVIEW DR	257,049	222,314	-	-	-	-	479,363
02107092 SR434 ROUNDABOUTS LAP AGMT	935,291	1,165,651	-	-	-	-	2,100,942

07 MOSQUITO CONTROL

00077434 MOSQUITO CONTROL GRANT	195,993	56,269	-	-	-	-	252,262
---------------------------------	---------	--------	---	---	---	---	---------

07 WATER QUALITY

02107089 FERTILIZER EDUCATION GRANT	4,806	85,194	-	-	-	-	90,000
02107097 WEKIVA SPRINGHEAD WELL MONITC	3,941	88,559	-	-	-	-	92,500
02107098 LAKE JESUP WATERSHED PROJECT	153,435	196,565	-	-	-	-	350,000

08 WASTEWATER OPERATIONS

01908027 WW TMT FEASIBILITY ANALYSIS	333,945	166,055	-	-	-	-	500,000
--------------------------------------	---------	---------	---	---	---	---	---------

18 OFFICE MANAGEMENT & BUDGET

02118005 FEDERAL RENTAL AST ERAP2 -ARPA	-	4,509,229	-	-	-	-	4,509,229
02118007 ARPA EC2-ASSISTANCE PROGRAMS	-	8,200,000	-	-	-	-	8,200,000
02118008 ARPA EC1-SHERIFF	-	9,000,000	-	-	-	-	9,000,000
02118009 ARPA EC1-COMMUNITY HEALTH	-	2,000,000	-	-	-	-	2,000,000
02118010 ARPA EC5-STORMWATER	-	10,000,000	-	-	-	-	10,000,000
02118011 ARPA EC6-REVENUE REPLACEMENT	-	47,713,613	-	-	-	-	47,713,613
02118012 ARPA EC3-DISP IMPACT COMMUNITY	-	8,650,000	-	-	-	-	8,650,000
02118013 ARPA EC6-TECHNOLOGY IMPROVEM	-	2,000,000	-	-	-	-	2,000,000
02118014 ARPA EC5-BROADBAND IMPROVEME	-	4,700,000	-	-	-	-	4,700,000
02118016 ARPA EC3-AFFORDABLE HOUSING	-	2,000,000	-	-	-	-	2,000,000
02118019 ARPA - ALTAMONTE SPRINGS	-	662,999	-	-	-	-	662,999
02118020 ARPA - LONGWOOD	-	230,336	-	-	-	-	230,336
02118021 ARPA - CASSELBERRY	-	453,903	-	-	-	-	453,903
02118022 ARPA - OVIEDO	-	608,811	-	-	-	-	608,811
02118023 ARPA - SANFORD	-	187,451	-	-	-	-	187,451

PROJECTS BY TYPE

TYPE - PROGRAM - PROJECT	LTD ACTUALS	FY22 BUDGET	FY23 FORECAST	FY24 FORECAST	FY25 FORECAST	FY26 FORECAST	TOTAL PROJECT COST
20180542 FEDERAL RENTAL AST ERAP1-CARES	12,788,904	1,496,772	-	-	-	-	14,285,676
18 RECIPIENT AGENCY GRANTS							
01785619 SAMHSA PROBLEM SOLVING COURTS	940,105	615,351	-	-	-	-	1,555,456
01785965 DOJ ADC ENHANCEMENT 20-23	159,499	375,881	-	-	-	-	535,380
01785966 DOJ MENTAL HEALTH COURT GRANT	91,004	725,067	-	-	-	-	816,071
01785967 DCF REINVESTMENT GRANT 21-24	-	1,200,000	-	-	-	-	1,200,000
GRANTS Total	40,692,177	140,948,921	-	-	-	-	181,641,097
Grand Total	338,227,667	635,355,663	112,051,416	96,839,502	71,848,215	61,160,701	1,411,721,213

SUMMARY BY FUND

FUND TYPE	LTD ACTUALS	FY22 BUDGET	FY23 FORECAST	FY24 FORECAST	FY25 FORECAST	FY26 FORECAST	TOTAL PROJECT COST
GENERAL FUND	18,764,412	24,199,929	4,927,701	3,561,742	3,003,725	2,733,567	59,453,892
REPLACEMENT FUNDS	53,326,889	62,016,569	300,000	300,000	300,000	300,000	118,043,458
TRANSPORTATION FUNDS	953,376	5,475,062	2,400,000	2,400,000	2,400,000	1,200,000	20,259,196
FIRE DISTRICT FUNDS	17,375,002	33,793,679	10,668,750	12,046,179	8,205,299	4,640,000	128,613,434
BUILDING FUNDS	235,940	2,037,110	102,000	104,040	106,121	108,243	3,148,513
TOURISM FUNDS	3,533,584	370,834	6,373,310	6,195,625	6,716,875	1,978,750	25,168,977
SALES TAX FUNDS	118,892,984	195,527,879	43,302,769	31,945,020	21,110,000	19,230,000	430,008,653
IMPACT FEE FUNDS	2,191,773	2,340,062	2,437,616	2,559,496	2,687,471	2,821,845	27,808,891
COURT FUNDS	150,000	267,746	-	-	-	-	417,746
GRANT FUNDS	40,709,773	131,484,490	62,500	3,225,000	-	6,175,000	181,956,763
SPECIAL REVENUE FUNDS	162,470	10,530,285	499,194	-	-	-	11,191,949
EMERGENCY 911 FUNDS	5,786,431	1,687,813	-	-	-	-	7,474,244
CRA FUNDS	148,000	592,000	-	-	-	-	740,000
MSBU FUNDS	1,872,719	265,893	-	-	-	-	2,138,612
CAPITAL FUNDS	10,854,027	64,255,523	2,747,450	343,750	-	-	78,200,750
PARK FUNDS	-	8,478,069	-	-	-	-	8,478,069
WATER & SEWER FUNDS	53,252,220	76,100,329	36,040,126	32,498,049	25,626,912	20,249,648	268,075,667
SOLID WASTE FUNDS	9,682,883	15,846,770	2,190,000	1,660,600	1,691,812	1,723,648	40,121,596
INTERNAL SERVICE FUNDS	266,299	67,297	-	-	-	-	333,596
AGENCY FUNDS	68,884	18,323	-	-	-	-	87,207
Grand Total	338,227,667	635,355,663	112,051,416	96,839,502	71,848,215	61,160,701	1,411,721,213

PROJECTS BY FUND

FUND - PROJECT	LTD ACTUALS	FY22 BUDGET	FY23 FORECAST	FY24 FORECAST	FY25 FORECAST	FY26 FORECAST	TOTAL PROJECT COST
----------------	----------------	----------------	------------------	------------------	------------------	------------------	-----------------------

GENERAL FUND

00100 GENERAL FUND

01 ANIMAL SERVICES

00007120 KENNEL DOOR REPLACEMENT-PH2	54,690	85,950	-	-	-	-	140,640
--------------------------------------	--------	--------	---	---	---	---	---------

01 COUNTY ATTORNEY

02101019 OUTSIDE COUNCIL FEES	9,528	35,473	-	-	-	-	45,000
02201004 LAW OFFICE AUTOMATION SYSTEM	-	225,000	-	-	-	-	225,000

01 COUNTY MANAGER

00243113 LAND ACQUISITION (ONGOING)	62,793	214,389	-	-	-	-	277,182
01901020 ROSENWALD PROPERTY DEVELOPT	1,846,806	5,977	-	-	-	-	1,852,783
02001002 EMPLOYEE PROGRAMS	106,134	100,000	-	-	-	-	206,134

01 EMERGENCY MANAGEMENT

01901018 FEMA-HMGP-IRMA-MATCHING	152,198	4,836	-	-	-	-	157,033
----------------------------------	---------	-------	---	---	---	---	---------

01 HUMAN RESOURCES

01901010 MARKET SALARY COMPENSATN ST	192,500	200,000	-	-	-	-	392,500
--------------------------------------	---------	---------	---	---	---	---	---------

01 TELECOMMUNICATIONS

00132902 Critical Infrastructure	199,182	153,968	-	-	-	-	353,150
02001006 RADIO REDUNDANCY & UPS REPLA	74,341	55,659	-	-	-	-	130,000
02201005 UPS REPLACEMENTS	-	150,000	-	-	-	-	150,000
02201006 COUNTYWIDE FIBER TV INSTALLAT	-	10,000	-	-	-	-	10,000

02 CLERK OF THE COURT

00230000 CLERK COURT REPORTING SERVICE	121,330	30,000	-	-	-	-	151,330
--	---------	--------	---	---	---	---	---------

02 SHERIFF'S OFFICE

00006929 SHERIFF CAPITAL ASSETS - JAIL	2,020,268	600,000	-	-	-	-	2,620,268
00006939 JAIL - DOOR ACCESS CONTROL SYS	48,795	851,205	-	-	-	-	900,000
00006959 JAIL - PLUMBING SYS GATE VALVE	236,828	138,172	-	-	-	-	375,000
01902010 SCSO COMM CTR EXPANSION	105,223	2,245,650	-	-	-	-	2,350,873
02102010 SCSO CAD MODERNIZATION	295,672	1,304,328	-	-	-	-	1,600,000
02202001 SCSO JAIL HOT WATER UPG A-H	-	315,000	-	-	-	-	315,000
02202002 SCSO JAIL ELECTRICAL IMPROV	-	215,000	-	-	-	-	215,000
02202003 SCSO JAIL COURTROOM RENOVATI	-	160,000	-	-	-	-	160,000
02202004 SCSO JAIL SEC FENCE IMPROV	-	160,000	-	-	-	-	160,000
02202005 SCSO CONTROL1 ATTORNEY VIS CC	-	125,000	-	-	-	-	125,000
02202006 JAIL-KITCHEN RENOVATION 00100	274,399	275,000	-	-	-	-	549,399

03 JUDICIAL

01903004 CIRCUIT COURT FURNISHINGS	-	5,000	-	-	-	-	5,000
------------------------------------	---	-------	---	---	---	---	-------

04 EXTENSION SERVICE

CONFERENCE ROOM RENOVATION	-	-	15,000	-	-	-	15,000
DROP CEILING INSTALLATION	-	-	-	-	43,750	-	43,750
EXT SVCS ROOF REPLACEMENT	-	-	-	-	-	35,000	35,000
EXTENSION SVCS KITCHEN EXHAUSTION	-	-	25,000	-	-	-	25,000
LIGHTING INSTALLATION	-	-	-	-	43,750	-	43,750

PROJECTS BY FUND

FUND - PROJECT	LTD ACTUALS	FY22 BUDGET	FY23 FORECAST	FY24 FORECAST	FY25 FORECAST	FY26 FORECAST	TOTAL PROJECT COST
04 GREENWAYS & NATURAL LANDS							
00282602 SUNLAND PARK	44,616	460,083	-	-	-	-	504,699
01904006 ROLLING HILLS ACQUISITION	4,416,234	6,624	-	-	-	-	4,422,858
02004002 SIGN REPLACEMENT TRAILS	2,030	11,470	-	-	-	-	13,500
02004003 SIGN REPLACEMENT PASSIVE PAR	23,632	1,368	-	-	-	-	25,000
02004012 WINWOOD PARK RESTROOM BUIL	-	189,750	-	-	-	-	189,750
02104051 DEER RUN PROPERTY ACQUISITION	99,148	6,695,251	-	-	-	-	6,794,399
02104053 DEER RUN STABILIZATION	-	150,000	-	-	-	-	150,000
02204042 F150 REGULAR CAB 4X2 NEW GNL	-	30,000	-	-	-	-	30,000
BLACK BEAR WILDERNESS BOARDWALK RENOVATIONS			-	-	250,000	-	250,000
BLACK HAMMOCK WILDER AREA PARKING EXPANSION			45,000	-	-	-	45,000
BOOKERTOWN PARK SOFTBALL FIELDS			-	93,750	-	-	93,750
BOOKERTOWN PARK SPORTS LIGHTING			-	166,250	-	-	166,250
BUCKINGHAM LOT			-	35,000	-	-	35,000
CAMERON WRIGHT FISHING PIER			50,000	-	-	-	50,000
GREENWOOD LAKE PARK SPORTS LIGHTING			166,250	-	-	-	166,250
KEWANNE TRAIL LOOP FISHING PIER			58,800	-	-	-	58,800
LAKE DOT IMPROVEMENTS			20,601	-	-	-	20,601
LAKE JESUP PARK OBSERVATION TOWER			500,000	-	-	-	500,000
LAKE MILLS PARK LIGHTING/SITE PARKING			31,219	-	-	-	31,219
LAKE MONROE WAYSIDE PARK HISTORIC BRIDGE			-	75,000	-	-	75,000
MIDWAY POTABLE WATER FOUNTAINS			12,000	-	-	-	12,000
MIDWAY SITE/PARKING LIGHTING			15,637	-	-	-	15,637
OVERLOOK PARK BOARDWALK RENOVATIONS			80,000	-	-	-	80,000
ROSELAND PARK SITE/PARKING LIGHTING			9,366	-	-	-	9,366
SAN SEBASTIAN TRAIL LANDSCAPE			50,000	-	-	-	50,000
WINWOODPARK SITE/PARKING LIGHTING			-	13,736	-	-	13,736
WINWOODPARK SPORTS LIGHTING			-	16,469	-	-	16,469
04 LEISURE BUSINESS OFFICE							
02204032 WEST LIBRARY BOOK DROP	-	12,748	-	-	-	-	12,748
02204034 SECURITY CAMERAS ALL LIBRARIES	-	9,375	-	-	-	-	9,375
04 LIBRARY SERVICES							
00006912 LIBRARY BOOKS	5,388,874	859,404	-	-	-	-	6,248,279
02104037 LIBRARY FACILITY MASTER PLAN	-	120,000	-	-	-	-	120,000
02204024 RED BUG PARK BALL MACHINE	-	7,395	-	-	-	-	7,395
CENTRAL BRANCH LIBRARY RENOVATIONS			205,000	700,000	-	-	905,000
EAST BRANCH LIBRARY RENOVATIONS			306,250	78,625	-	-	384,875
NORTH BRANCH LIBRARY RENOVATIONS			140,250	70,999	-	-	211,249
NORTHWEST BRANCH LIBRARY RENOVATION			30,625	76,500	-	-	107,125
WEST BRANCH LIBRARY RENOVATIONS			135,250	76,500	-	-	211,750
04 PARKS & RECREATION							
02104033 SOFTBALL COMP EXERCISE EQUIP	-	40,000	-	-	-	-	40,000
02104034 ADA SITE ASSESSMENT LEISURE	18,440	81,560	-	-	-	-	100,000
MIDWAY COMMUNITY CENTER - INTERIOIR PAINTING			8,125	-	-	-	8,125
MOORE STATION FIELD - CONCESSION FACILITIES			-	-	-	312,500	312,500
MOORE STATION FIELD - SHADE COVER			-	-	-	30,000	30,000
MOORE STATION FIELD- ADA PARKING			-	-	-	18,950	18,950
MOORE STATION FIELD- DRINKING FOUNTAINS			22,500	-	-	-	22,500
MOORE STATION FIELD- LIGHTING/SITE PARKING			158,175	-	-	-	158,175
MOORE STATION FIELD- NEW PAVILLION			81,250	-	-	-	81,250

PROJECTS BY FUND

FUND - PROJECT	LTD ACTUALS	FY22 BUDGET	FY23 FORECAST	FY24 FORECAST	FY25 FORECAST	FY26 FORECAST	TOTAL PROJECT COST
MOORE STATION FIELD- PARKING LOT PAVING			-	-	-	153,151	153,151
MOORE STATION FIELD- PICNIC TABLES			12,000	-	-	-	12,000
MOORE STATION FIELD- SIDEWALKS			-	21,375	-	-	21,375
MUSEUM - BUGGY COLLECTION			35,000	35,000	35,000	35,000	140,000
MUSEUM - BUILDING 302 PROJECT			78,000	-	-	-	78,000
MUSEUM - ENTRANCE SIGN			-	-	-	62,500	62,500
MUSEUM - FRONT ENTRANCE ENHANCEMENTS			-	-	7,500	-	7,500
MUSEUM - IRRIGATION			17,625	-	-	-	17,625
MUSEUM - PAVILION			-	-	93,750	-	93,750
MUSEUM - POLE BARN			25,000	-	-	-	25,000
MUSEUM - STORAGE SHED			-	-	25,000	-	25,000
RED BUG LAKE PARK - SOFTBALL FIELDS			93,750	93,750	93,750	-	281,250
RED BUG LAKE PARK - AMERICA NINJA COURSE			-	-	50,000	-	50,000
RED BUG LAKE PARK - BOARDWALK			-	-	-	312,500	312,500
RED BUG LAKE PARK - PAVERS/TENNIS COURT			19,000	-	-	-	19,000
RED BUG LAKE PARK - PICKLEBALL COURTS			-	-	-	125,000	125,000
RED BUG LAKE PARK - SHADE COVER			-	100,000	50,000	-	150,000
RED BUG LAKE PARK -HIKING/TRAILS			-	-	82,500	-	82,500
RED BUG LAKE PARK RENOVATION - ACQUIRE ADJACENT PROP			700,000	-	-	-	700,000
RED BUG LAKE PARK -VOLLEYBALL SHADE/SHOWER			-	31,250	-	-	31,250
SANLANDO PARK - BLEACHER STAND COVER			-	-	-	45,000	45,000
SANLANDO PARK - EXERCISE EQUIPMENT			39,178	-	-	-	39,178
SANLANDO PARK - FENCING/GATES			23,250	-	-	-	23,250
SANLANDO PARK - LIGHTING/SITE PARKING			-	-	-	173,438	173,438
SANLANDO PARK - SITE DRAINAGE AND SHELL TRAIL			-	-	62,500	-	62,500
SOFTBALL COMPLEX - FIRST AID STATION			-	-	-	31,250	31,250
SOFTBALL COMPLEX - RENOVATE CONCESSION			-	-	-	31,250	31,250
SOFTBALL COMPLEX - FENCING/GATES			-	-	84,000	84,000	168,000
SOFTBALL COMPLEX - PUBLIC RESTROOMS			-	-	156,250	-	156,250
SOFTBALL COMPLEX - SEATING			-	-	31,250	31,250	62,500
SOFTBALL COMPLEX - SOFTBALL FIELD FENCES			18,600	18,600	18,600	18,600	74,400
SOFTBALL COMPLEX - SOFTBALL FIELDS			-	93,750	187,500	187,500	468,750
SOFTBALL COMPLEX - TECHNOLOGY UPGRADE			-	62,500	-	-	62,500
SOFTBALL COMPLEX -LIGHTING/SITE PARKING			-	312,188	-	-	312,188
SOLDIERS CREEK PARK - ADDITIONAL PARKING LIGHTING			25,000	-	-	-	25,000
SOLDIERS CREEK PARK - ASPHALT OVERFLOW PARKING			-	-	50,000	-	50,000
SOLDIERS CREEK PARK - BLEACHERS/SCOREBOARD			-	45,000	-	-	45,000
SOLDIERS CREEK PARK - EXERCISE EQUIPMENT			-	-	-	39,178	39,178
SPORT COMPLEX - PAVE OVERFLOW LOT			575,000	-	-	-	575,000
SPORTS COMPLEX - EXERCISE EQUIPMENT			-	-	-	40,000	40,000
SPORTS COMPLEX - FISHING PIER/PLATFORM			-	-	20,000	-	20,000
SPORTS COMPLEX - STORAGE UNITS			25,000	-	-	-	25,000
SYLVAN LAKE - BOARDWALKS			-	-	312,500	-	312,500
SYLVAN LAKE - PUBLIC RESTROOMS			-	-	50,000	-	50,000
SYLVAN LAKE - RAIN SHELTER			-	-	31,250	-	31,250
SYLVAN LAKE- BLEACHER COVER			-	-	-	45,000	45,000
SYLVAN LAKE- CONCESSION FACILITIES			-	-	-	312,500	312,500
SYLVAN LAKE- LIGHTING/SITE PARKING			-	-	124,875	-	124,875
SYLVAN LAKE- PICKLEBALL COURT			-	-	-	110,000	110,000
SYLVAN LAKE- VEHICULAR PARKING			-	220,500	-	-	220,500

06 COUNTY ASSISTANCE PROGRAMS

02106004 ATTAINABLE HOUSING	-	1,000,000	-	-	-	-	1,000,000
02206001 NEIGHBORLY GRANT APP SOFTWA	-	9,350	-	-	-	-	9,350
06811617 HOMELESSNESS INITIATIVES	411,255	14,347	-	-	-	-	425,602

PROJECTS BY FUND

FUND - PROJECT	LTD ACTUALS	FY22 BUDGET	FY23 FORECAST	FY24 FORECAST	FY25 FORECAST	FY26 FORECAST	TOTAL PROJECT COST
07 CAPITAL PROJECTS DELIVERY							
00207304 FALLEN HEROES MEMORIAL	263,311	30	-	-	-	-	263,341
01785383 RIVERBEND PLACEMAKING PROJEC	6,621	23,379	-	-	-	-	30,000
01901019 5 POINTS DEVELOPMENT PROJECT	1,171,808	3,958,807	-	-	-	-	5,130,615
02107096 ENERGY EFFICIENT PLAN DEVELOP	16,341	183,659	-	-	-	-	200,000
07 FACILITIES							
00243114 SANFORD HEALTH DEPT RENOVAT	168,229	106,771	-	-	-	-	275,000
02207001 JAIL- BOILER REPLACEMENT	-	247,327	-	-	-	-	247,327
07 FLEET MANAGEMENT							
02007004 FLEET MANAGEMENT SOFTWARE	-	160,000	-	-	-	-	160,000
FLEET REP GENERAL FUND			1,100,000	1,100,000	1,100,000	500,000	6,062,816
07 WATER QUALITY							
00276982 LK JESUP TMDL-HOWELL CREEK	-	19,862	-	-	-	-	19,862
00284203 LK JESUP GROUNDWATER SEEPAG	-	61,390	-	-	-	-	61,390
11 PLANNING AND DEVELOPMENT							
02011005 LAND DEVELOPMENT CODE REWR	190,739	21,247	-	-	-	-	211,986
02111011 PLANNING - LAND USE ANALYSIS	24,081	100,919	-	-	-	-	125,000
02111012 SMALL AREA STUDIES	-	50,000	-	-	-	-	50,000
02211001 LAND USE POLICY VISION PLAN	-	300,000	-	-	-	-	300,000
14 ENTERPRISE ADMINISTRATION							
02014001 BACKUP TO CLOUD SOLUTION	-	150,000	-	-	-	-	150,000
02214007 DATACENTER REDUNDANT UPS	-	125,000	-	-	-	-	125,000
14 ENTERPRISE SOFTWARE DEVELOP							
02014003 SHAREPOINT UPGRADE 2016	43,013	16,987	-	-	-	-	60,000
02014005 WORKFLOW MGMT SFTWR PLATF	-	100,000	-	-	-	-	100,000
02014008 DEVELOPMENT ENHANCEMENTS	88,605	121,396	-	-	-	-	210,000
02214001 AS-400 DISASTER RECOVERY	-	80,000	-	-	-	-	80,000
02214002 ONBASE UPGRADE TO CURRENT EI	-	70,000	-	-	-	-	70,000
14 IS BUSINESS OFFICE							
02214006 SECURE DOCUMT EXCHANGE SERV	-	10,000	-	-	-	-	10,000
14 WORKSTATION SUPPORT & MAINT							
02114001 CUSTOMER RELATIONSHP (CRM) S	-	250,000	-	-	-	-	250,000
18 PURCHASING AND CONTRACTS							
02218001 CONTRACTS MANAGEMENT SOLU	-	50,000	-	-	-	-	50,000
18 RECIPIENT AGENCY GRANTS							
01918004 GRANT MGMT ADMINISTRATION	-	457,758	-	-	-	-	457,758
18 RESOURCE MGT - BUSINESS OFF							

PROJECTS BY FUND

FUND - PROJECT	LTD ACTUALS	FY22 BUDGET	FY23 FORECAST	FY24 FORECAST	FY25 FORECAST	FY26 FORECAST	TOTAL PROJECT COST
00285810 FEMA CONSULTING SVC (00100)	586,750	171,066	-	-	-	-	757,816
GENERAL FUND Total	18,764,412	24,199,929	4,927,701	3,561,742	3,003,725	2,733,567	59,453,892

REPLACEMENT FUNDS

00108 FACILITIES MAINTENANCE FUND

02 SHERIFF'S OFFICE

00007085 JAIL PLANNED WORK 00100	968,904	650,131	100,000	100,000	100,000	100,000	2,519,035
----------------------------------	---------	---------	---------	---------	---------	---------	-----------

07 FACILITIES

00007083 LEISURE PLANNED WORK 00100	1,433,124	775,290	100,000	100,000	100,000	100,000	3,108,414
00007084 GENERAL GOVT PLANNED WRK 00	2,567,449	376,861	100,000	100,000	100,000	100,000	3,844,310
01902004 CONSTITUTIONAL PLAN WORK 001	663,396	319,424	-	-	-	-	982,820

00109 FLEET REPLACEMENT FUND

01 EMERGENCY MANAGEMENT

02101004 FORD F150 CREW CAB 4X4 07408	-	35,936	-	-	-	-	35,936
---------------------------------------	---	--------	---	---	---	---	--------

01 TELECOMMUNICATIONS

02201002 TRANSIT T150 CREW VAN 0607022	-	35,210	-	-	-	-	35,210
02201003 TRANSIT T150 CARGO VAN 06415	-	35,447	-	-	-	-	35,447

04 GREENWAYS & NATURAL LANDS

02104009 FORD F150 REG CAB 4X2 07185	-	27,181	-	-	-	-	27,181
02204005 KUBOTA RTVX900 05308	-	12,793	-	-	-	-	12,793
02204006 JEEP RUBICON 4X4 06070070	-	55,000	-	-	-	-	55,000
02204007 F750 REG CAB DUMP TRUCK 04544	-	99,381	-	-	-	-	99,381
02204008 F250 REG CAB 4x2 UTILITY 05233	-	36,360	-	-	-	-	36,360

04 PARKS & RECREATION

02104018 FORD F150 REG CAB 4X2 05241	-	27,181	-	-	-	-	27,181
02104023 FORD F150 REG CAB 4X2 06413	-	27,181	-	-	-	-	27,181
02104025 FORD F150 REG CAB 4X2 02144	-	27,181	-	-	-	-	27,181
02204029 F150 REG CAB 4X2 780117	-	27,672	-	-	-	-	27,672

07 FACILITIES

02101001 FORD TRAN T250 CR VAN 6070502	-	31,977	-	-	-	-	31,977
02107004 GENERAC GENERATOR KW500 GEN	-	178,985	-	-	-	-	178,985
02107005 FORD TRAN T250 CARGO VAN 052	-	31,977	-	-	-	-	31,977
02107006 FORD TRAN T250 CARGO VAN 064	-	31,977	-	-	-	-	31,977
02107007 FORD TRAN T250 CARGO VAN 7802	-	31,977	-	-	-	-	31,977
02207002 TRANSIT T250 CARGO VAN 05148	-	33,985	-	-	-	-	33,985
02207004 TRANSIT T250 CARGO VAN 07460	-	33,985	-	-	-	-	33,985
02207006 F350 REG CAB STAKE-DUMP 23114	-	55,185	-	-	-	-	55,185
02207007 GENERATOR REPLACEMENT 00100	-	408,114	-	-	-	-	408,114

07 FLEET MANAGEMENT

02007150 FLEET REPLACEMENT & CONT 0010	-	100,000	-	-	-	-	100,000
02107002 FORD F450 GENERATR TRUCK 1722	-	63,638	-	-	-	-	63,638
02107056 GENERATOR LOAD BANK 780331	-	86,679	-	-	-	-	86,679
02207009 F450 EXT CAB GENERAT TRK 00406	-	67,193	-	-	-	-	67,193
02207010 F350 EXT CAB 4X4 UTILITY 01352	-	73,518	-	-	-	-	73,518

PROJECTS BY FUND

FUND - PROJECT	LTD ACTUALS	FY22 BUDGET	FY23 FORECAST	FY24 FORECAST	FY25 FORECAST	FY26 FORECAST	TOTAL PROJECT COST
02207011 F350 EXT CAB 4X4 UTILITY 01356	-	60,765	-	-	-	-	60,765
02207012 ARI HETRA 4 COL MOB LIFT 05215	-	40,097	-	-	-	-	40,097
02207013 ASCO PORTABLE LOAD BANK 7803	-	9,689	-	-	-	-	9,689
07 MOSQUITO CONTROL							
02207014 F350 REG CAB 4X4 FLATBED NEW2	-	49,707	-	-	-	-	49,707
02207017 F150 EXT CAB 4X4 780140	-	39,718	-	-	-	-	39,718
07 WATER QUALITY							
02207020 F250 CREW CAB 4x4 06581	-	36,781	-	-	-	-	36,781
02207021 TRANSIT T150 CREW VAN 07360	-	40,365	-	-	-	-	40,365
14 NETWORK & COMM SERVICES							
02214003 CUMMINS 100KW GENERATOR NE	-	122,546	-	-	-	-	122,546
02214004 TRANSIT CNNECT CARGO VAN 071	-	29,878	-	-	-	-	29,878
02214005 TRANSIT T250 CARGO VAN 07358	-	33,985	-	-	-	-	33,985
00111 TECHNOLOGY REPLACEMENT FUND							
01 COMMUNITY INFORMATION							
00006940 SGTV TECHNOLOGY REPLACEMENT	177,368	9,721	-	-	-	-	187,089
14 NETWORK & COMM SERVICES							
02114003 CYBERSECURITY IMPROVEMENTS	-	75,000	-	-	-	-	75,000
14 PORTFOLIO MANAGEMENT							
02114008 CW PERFORMANCE MGMT DASHB	26,794	196,206	-	-	-	-	223,000
02214008 TECHNICAL DEBT IMPROVEMENTS	-	100,000	-	-	-	-	100,000
14 WORKSTATION SUPPORT & MAINT							
00006651 TECHNOLOGY REPLACEMENT	1,380,790	590,616	-	-	-	-	1,971,405
00006839 NETWORK EQUIPMENT REFRESH	2,218,405	1,223,133	-	-	-	-	3,441,538
02014007 FIRE DEPT MOBILE REFRESH PLAN	298,114	1,000,908	-	-	-	-	1,299,022
00112 MAJOR PROJECTS FUND							
04 GREENWAYS & NATURAL LANDS							
20180551 RESTROOM-SANLANDO ADMIN	-	125,000	-	-	-	-	125,000
20180552 RESTROOM SANLANDO TENNIS	-	75,000	-	-	-	-	75,000
20180556 BOOKERTOWN PARK LIGHTING	-	15,276	-	-	-	-	15,276
20180571 HEALTH DEPT FITNESS PATH	-	130,000	-	-	-	-	130,000
20180572 MIDWAY TRAIL PROJECT	-	600,000	-	-	-	-	600,000
20180573 ROLLING HILLS PLAYGROUND	-	1,000,000	-	-	-	-	1,000,000
04 LIBRARY SERVICES							
20180550 SYLVAN PERIMETER FENCE	-	108,500	-	-	-	-	108,500
20180553 SYLVAN NATURAL SOCCER FD	-	93,750	-	-	-	-	93,750
20180554 SOLDIER CREEK PEDTR GATE	-	81,250	-	-	-	-	81,250
20180555 RED BUG BLEACHER REPLACE	-	35,438	-	-	-	-	35,438
20180557 RED BUG PERIMETER FENCE	-	54,250	-	-	-	-	54,250
20180558 MOORES STATN PERIM FENCE	-	43,750	-	-	-	-	43,750
20180559 SOFTBALL COMP FLD FENCES	-	18,600	-	-	-	-	18,600
04 PARKS & RECREATION							

PROJECTS BY FUND

FUND - PROJECT	LTD ACTUALS	FY22 BUDGET	FY23 FORECAST	FY24 FORECAST	FY25 FORECAST	FY26 FORECAST	TOTAL PROJECT COST
20180561 SPORTS COMPLEX HUB SIGN	-	31,250	-	-	-	-	31,250
20180562 SPORTS COMP LANDSCP PLAN	-	25,000	-	-	-	-	25,000
20180563 MOORES STATION SIGNAGE	-	6,250	-	-	-	-	6,250
20180566 SPORTS COMP PARKING LOT	-	26,250	-	-	-	-	26,250
20180568 SISIS TURF SWEEP NEW19	-	40,714	-	-	-	-	40,714
20180569 SANDPRO 3040 NEW17	-	24,516	-	-	-	-	24,516
20180570 TORO SP EDGER ATTC NEW18	-	6,049	-	-	-	-	6,049
05 EMERGENCY COMMUNICATIONS							
00007133 CAD PROJECT - 00112	872,417	36,928	-	-	-	-	909,345
07 CAPITAL PROJECTS DELIVERY							
01785962 JUVENILE ASSESSMENT CENTER	-	3,010,000	-	-	-	-	3,010,000
07 FACILITIES							
20180564 ROOF-MENTAL HEALTH-SANFD	-	158,760	-	-	-	-	158,760
20180565 HEALTH DEPT PARKING REPV	-	126,236	-	-	-	-	126,236
20180567 HEALTH DEPT HVAC-AIRPORT	-	22,807	-	-	-	-	22,807
14 ENTERPRISE SOFTWARE DEVELOP							
00286004 JD EDWARDS UPGRADES	113,569	114,431	-	-	-	-	228,000
14 NETWORK & COMM SERVICES							
00007109 TELEPHONE REFRESH GENERAL GC	1,045,204	808,135	-	-	-	-	1,853,339
00286001 FIRE SUPPRESS SYS PSB - 00112	-	76,000	-	-	-	-	76,000
18 OFFICE MANAGEMENT & BUDGET							
02118017 ARPA-REVENUE REPLACEMENT	-	43,803,399	-	-	-	-	43,803,399
20180541 COVID VACCINE ADMINISTRATION	2,054,926	500,000	-	-	-	-	2,554,926
20180543 COVID EM DIRECT RESPONSE	3,362,267	500,000	-	-	-	-	3,862,267
18 RECIPIENT AGENCY GRANTS							
20180540 COVID-SEMINOLE COVID RESPONS	36,144,162	862,497	-	-	-	-	37,006,659
20180544 COVID-SMALL BUSINESS AST 0011:	-	2,000,000	-	-	-	-	2,000,000
REPLACEMENT FUNDS Total	53,326,889	62,016,569	300,000	300,000	300,000	300,000	118,043,458

TRANSPORTATION FUNDS

10101 TRANSPORTATION TRUST FUND

07 CAPITAL PROJECTS DELIVERY

02207068 MAINTSTAR SOFTWARE UPDATE	-	412,500	-	-	-	-	412,500
02207069 CONCURRENCY APPLICATION REPL	-	17,500	-	-	-	-	17,500

07 FACILITIES

01907116 TRAN TRUST PLANNED WORK 1010	109,441	204,070	-	-	-	-	313,511
---------------------------------------	---------	---------	---	---	---	---	---------

07 PUBLIC WORKS BUSINESS OFFIC

02207098 TCEA TRAN CONCURY EXCEPN STU	-	100,000	-	-	-	-	100,000
---------------------------------------	---	---------	---	---	---	---	---------

07 ROADS & STORMWATER

02107010 JD EXCAVATOR 75G 01119	-	383,001	-	-	-	-	383,001
---------------------------------	---	---------	---	---	---	---	---------

PROJECTS BY FUND

FUND - PROJECT	LTD ACTUALS	FY22 BUDGET	FY23 FORECAST	FY24 FORECAST	FY25 FORECAST	FY26 FORECAST	TOTAL PROJECT COST
02107012 CAT GRADER 120 02004	258,898	24,483	-	-	-	-	283,381
02107015 FORD F750 CREW DUMP 04521	-	124,094	-	-	-	-	124,094
02107016 FORD F750 CREW DUMP 04522	-	124,094	-	-	-	-	124,094
02107045 THOMPSON 6" MOBIL PUMP 2352	57,093	1,900	-	-	-	-	58,993
02207023 F550 EXT CAB HERBICD TRK 02885	-	70,000	-	-	-	-	70,000
02207024 F250 CREW CAB 4X4 04848	-	42,581	-	-	-	-	42,581
02207025 F250 CREW CAB 4X4 04849	-	42,581	-	-	-	-	42,581
02207026 F150 EXT CAB 4X4 06070324	-	33,565	-	-	-	-	33,565
02207027 THOMP 6" MOBILE PUMP 060703	-	59,948	-	-	-	-	59,948
02207029 F150 EXT CAB 4x4 01104	-	32,621	-	-	-	-	32,621
02207030 JOHN DEERE LOADER 644L 01122	-	281,057	-	-	-	-	281,057
02207031 CAT MINI EXCAVATOR 304E2 0288	-	68,978	-	-	-	-	68,978
02207032 INTERNATIONAL DUMP TRUCK 044	-	125,742	-	-	-	-	125,742
02207034 F250 CREW CAB 4X4 06070287	-	37,624	-	-	-	-	37,624
02207035 CAT MINI EXCAV 305 E2 06070532	-	82,934	-	-	-	-	82,934
02207036 F250 CREW CAB 4X4 06536	-	37,624	-	-	-	-	37,624
02207037 F250 CREW CAB 4X4 06541	-	37,624	-	-	-	-	37,624
02207038 CAT MINI EXCAVATOR 304E2 0683	-	58,417	-	-	-	-	58,417
02207039 F250 CREW CAB 4X4 07195	-	38,354	-	-	-	-	38,354
02207040 CAT LOAD SKIDSTEER 289D 07364	-	89,835	-	-	-	-	89,835
02207041 CAT LOAD SKIDSTEER 289D 07365	-	96,834	-	-	-	-	96,834
02207042 CAT LOAD SKIDSTEER 289D 07366	-	100,483	-	-	-	-	100,483
02207043 TRAILKING TRAILER 07447	-	19,397	-	-	-	-	19,397
02207044 CATERPILLAR GRADER 120 23084	-	269,327	-	-	-	-	269,327
02207045 BROCE SWEEPER 23509	-	42,210	-	-	-	-	42,210
02207046 JOHN DEERE TRACTOR 4X4 23580	-	57,586	-	-	-	-	57,586
02207047 FINN SHREDDER 14460	-	36,558	-	-	-	-	36,558
02207048 INTERNL ROAD TRACTOR 01326	-	125,386	-	-	-	-	125,386
02207049 F750 CREW DUMP 02073	-	124,546	-	-	-	-	124,546
02207050 FORD DUMP TRUCK 02902	-	125,742	-	-	-	-	125,742
02207051 JOHN DEERE LOADER 644L 04494	-	281,057	-	-	-	-	281,057
02207052 F750 CREW DUMP 04642	-	124,546	-	-	-	-	124,546
02207053 TRAILER 05222	-	96,596	-	-	-	-	96,596
02207054 F750 CREW DUMP 05273	-	124,546	-	-	-	-	124,546
02207055 TRAILER 07437	-	37,020	-	-	-	-	37,020
02207056 JOHN DEERE TRACTOR 4x4 18930	-	57,586	-	-	-	-	57,586
02207057 KUBOTA RTVX900 4X4 04411	-	12,385	-	-	-	-	12,385
02207058 F250 CREW CAB 4X4 06537	-	37,624	-	-	-	-	37,624
02207059 SMITH SURFACER 48486	-	7,541	-	-	-	-	7,541
FLEET REP TRANSPORTATION			2,400,000	2,400,000	2,400,000	1,200,000	13,830,758
07 TRAFFIC OPERATIONS							
00007186 IPAD AIR 2	13,654	6,920	-	-	-	-	20,574
02007001 ATSI MMU TESTER	-	15,490	-	-	-	-	15,490
02107051 FORD F450 SIGN TRK 06070175	-	91,515	-	-	-	-	91,515
02107052 FORD F150 EXT CAB 4X4 06070325	34,348	825	-	-	-	-	35,173
02107053 FORD F150 EXT CAB 4X4 780142	33,406	1,370	-	-	-	-	34,776
02207060 F150 EXT CAB 4X4 NEW23	-	35,076	-	-	-	-	35,076
02207061 ALLMAND ARROW BOARD 780008	-	6,750	-	-	-	-	6,750
02207062 ATLAS AIR COMPSR XATS250 0218	-	26,538	-	-	-	-	26,538
02207063 F550 EXT CB BUCKET TK 06070095	-	126,204	-	-	-	-	126,204
02207064 GENERAC LIGHT TOWER 780014	-	10,343	-	-	-	-	10,343
02207065 ALLMAND ARROW BOARD 780980	-	6,750	-	-	-	-	6,750
02207067 AM SIGNAL MESSAGE BOARD 7812	-	15,393	-	-	-	-	15,393

PROJECTS BY FUND

FUND - PROJECT	LTD ACTUALS	FY22 BUDGET	FY23 FORECAST	FY24 FORECAST	FY25 FORECAST	FY26 FORECAST	TOTAL PROJECT COST
10102 NINTH-CENT FUEL TAX FUND							
11 MASS TRANSIT FUNDING							
00006625 DEVELOPER DONATION MASS TRA	-	169,009	-	-	-	-	169,009
10103 SUNRAIL OPERATIONS							
07 CAPITAL PROJECTS DELIVERY							
02107095 SUNRAIL TRANSITION STUDY 1010	446,536	654,782	-	-	-	-	1,101,318
TRANSPORTATION FUNDS Total	953,376	5,475,062	2,400,000	2,400,000	2,400,000	1,200,000	20,259,196

FIRE DISTRICT FUNDS

11200 FIRE PROTECTION FUND

05 EMS/FIRE/RESCUE

00006671 SPECIAL OPS TRAINING EQUIPMEN	237,317	78,161	75,000	75,000	75,000	75,000	990,478
00006890 THERMAL IMAGERS	99,650	25,000	25,000	25,000	25,000	25,000	349,650
00006947 STRETCHERS	407,928	95,000	95,000	100,000	100,000	100,000	1,397,928
00006948 LIFEPAK 15 EKG MONITOR/DEFIB	769,311	185,000	185,000	185,000	185,000	185,000	2,619,311
00007091 DEPT-WIDE HOSE REPLACEMENT P	339,814	115,185	75,000	75,000	75,000	75,000	1,130,000
00007092 PERSONAL PROTECT EQUIPMENT F	835,441	-	200,000	210,000	220,000	230,000	2,995,441
00007093 SAVE EQUIPMENT	93,988	30,000	15,000	15,000	15,000	15,000	258,988
00007115 FIRE FACILITIES SUSTAINMENT	970,506	529,494	-	-	-	-	1,500,000
00007166 EMS/MEDICATION VENDING MACI	-	56,620	-	-	-	-	56,620
00008094 FITNESS EQUIPMENT REPLACEMEN	49,838	35,000	25,000	25,000	25,000	25,000	309,838
01785404 WINTER SPRG FIRE IMP FEE FS28	-	2,667,009	-	-	-	-	2,667,009
01905008 FORD F550 WOODS TRUCK-01374	157,455	6,545	-	-	-	-	164,000
01905011 FORD EXPLORER AWD-04126	43,296	6,775	-	-	-	-	50,071
01905018 PIERCE WATER TANKER-NEW	397,067	2,933	-	-	-	-	400,000
01907136 FIRE VENTILATION FANS	55,010	23,500	10,000	10,000	10,000	10,000	168,510
01907137 FIREFIGHTING WATER SUPPLY	2,384	11,235	-	-	-	-	13,619
02005006 MOBILE TRAINING SIM LAB	7,077	27,923	-	-	-	-	35,000
02005010 CAD GPS TRACKING DEPLOYMENT	-	30,000	-	-	-	-	30,000
02005012 FIRE STATION 39 SANFORD-LK MR'	589,145	6,901,368	-	-	-	-	7,490,513
02005016 FIRE STATION DRIVEWAY REPAIRS	237,929	62,071	-	-	-	-	300,000
02005017 FUEL TANK AT STATION 27	-	9,500	-	-	-	-	9,500
02005019 EXTRICATION TOOL REPLACEMENT	59,592	65,408	50,000	50,000	50,000	50,000	575,000
02005023 JDE TELESTAFF INTERFACE	-	46,000	-	-	-	-	46,000
02005027 FORD F550 REG 4X2 - 03958	295,188	4,812	-	-	-	-	300,000
02005028 FORD F550 REG 4X2 - 03959	295,188	4,812	-	-	-	-	350,000
02005029 FORD F150 EXT 4X2 - 05211	36,664	1,510	-	-	-	-	38,174
02005031 FORD F150 EXT 4X2 - 04551	36,578	1,596	-	-	-	-	38,174
02005032 PIERCE FIRE ENGINE - 780655	624,647	65,353	-	-	-	-	690,000
02005033 FORD F550 REG 4X2 - 04865	295,188	4,812	-	-	-	-	300,000
02005034 PIERCE FIRE ENGINE - 05208	615,818	74,182	-	-	-	-	690,000
02005035 PIERCE FIRE TANKER - 05316	4,120	425,880	-	-	-	-	430,000
02005039 SUTPHEN TOWER TRUCK - 100641	1,115,635	34,365	-	-	-	-	1,150,000
02005049 FIRE STATION 11 ALTAMONTE	4,641,516	889,460	-	-	-	-	5,530,976
02105002 PIERCE SHOT ENGINE 06070580	35,839	744,161	-	-	-	-	780,000
02105003 PIERCE ENGINE 04557	901,834	23,054	-	-	-	-	924,888
02105006 PIERCE TANKER 06070099	3,834	426,166	-	-	-	-	430,000
02105007 PIERCE TANKER 13 NEW6	3,977	426,023	-	-	-	-	430,000
02105008 FORD F550 RESCUE 03959	5,507	304,493	-	-	-	-	310,000
02105009 FORD F550 RESCUE 04865	5,507	304,493	-	-	-	-	310,000
02105010 FORD F550 RESCUE 05352	5,507	304,493	-	-	-	-	310,000
02105012 FORD F350 CREW CAB 4X4 50481	48,321	56,679	-	-	-	-	105,000

SEMINOLE COUNTY FLORIDA

PROJECTS BY FUND

FUND - PROJECT	LTD ACTUALS	FY22 BUDGET	FY23 FORECAST	FY24 FORECAST	FY25 FORECAST	FY26 FORECAST	TOTAL PROJECT COST
02105013 GENERATOR GEN023	-	48,059	-	-	-	-	48,059
02105014 GENERATOR GEN024	-	52,910	-	-	-	-	52,910
02105015 GENERATOR GEN025	-	52,910	-	-	-	-	52,910
02105016 GENERATOR GEN026	-	48,059	-	-	-	-	48,059
02105017 GENERATOR GEN075	-	49,500	-	-	-	-	49,500
02105018 GENERATOR GEN084	-	49,500	-	-	-	-	49,500
02105019 FORD F150 EXT CAB 4X4 780270	30,305	11,695	-	-	-	-	42,000
02105020 FORD F150 EXT CAB 4X4 07362	30,305	11,695	-	-	-	-	42,000
02105021 FORD F150 EXT CB 4X4 06070129	30,305	11,695	-	-	-	-	42,000
02105022 FORD F150 EXT CB 4X2 06070131	28,399	10,601	-	-	-	-	39,000
02105023 FORD F150 EXT CB 4X2 06070119	28,399	10,601	-	-	-	-	39,000
02105024 FORD F150 EXT CAB 4X2 780330	28,399	10,601	-	-	-	-	39,000
02105025 FORD F150 EXT CAB 4X2 780546	28,399	10,601	-	-	-	-	39,000
02105026 FORD F150 EXT CAB 4X2 780549	28,322	10,678	-	-	-	-	39,000
02105027 FORD F150 EXT CAB 4X2 780552	28,399	10,601	-	-	-	-	39,000
02105028 FORD F150 EXT CAB 4X2 02951	28,399	10,601	-	-	-	-	39,000
02105029 FORD F150 EXT CAB 4X2 05284	28,399	10,601	-	-	-	-	39,000
02105036 CARGO TRAILER 00894	-	30,000	-	-	-	-	30,000
02105037 CARGO TRAILER 00895	-	30,000	-	-	-	-	30,000
02105038 CARGO TRAILER 04363	-	30,000	-	-	-	-	30,000
02105040 EMS EQUIPMENT ALLOCATION	-	100,000	50,000	50,000	50,000	50,000	550,000
02105043 PS TRAX MODULES	32,400	17,600	-	-	-	-	50,000
02105045 SCBA REPLACEMENT	2,153,235	346,765	-	-	-	-	5,800,000
02105046 FIRE DEPT STRATEGIC PLAN	-	100,000	-	-	-	-	100,000
02105049 GENERATOR GEN034	-	48,059	-	-	-	-	48,059
02105050 FORD F150 EXT CAB 4X4 100644	-	42,000	-	-	-	-	42,000
02105051 FORD F150 EXT CAB 4X2 100645	28,399	10,601	-	-	-	-	39,000
02105052 CARGO TRAILER 100667	-	10,000	-	-	-	-	10,000
02105053 RESCUE F.S. 39 - NEW	11,802	328,198	-	-	-	-	340,000
02105054 ENGINE F.S. 39 - NEW	36,418	703,582	-	-	-	-	740,000
02105055 TOWER F.S. 39 - NEW	20,673	1,659,327	-	-	-	-	1,680,000
02105062 CARES PROVIDER RELIEF #3	17,302	18,451	-	-	-	-	35,753
02105063 FIRE STATION 25 CASSELBERRY	-	4,921,645	-	-	-	-	4,921,645
02105067 FEMA 2020 AFG GRANT - MATCH	-	78,273	-	-	-	-	78,273
02205003 FIRE STATION 23 LAND	-	750,000	-	-	-	-	750,000
02205006 FS INDIVIDUAL RESTROOMS 12	-	200,000	200,000	200,000	200,000	200,000	1,200,000
02205008 FIRE STATION 24 REDESIGN/REMO	-	500,000	-	-	-	-	500,000
02205009 FIRE STATION 42 BAY EXTENSION	-	750,000	-	-	-	-	750,000
02205011 FS APRON/APPARATUS BAY REPA	-	150,000	-	-	-	-	150,000
02205021 F150 CREW CAB 4X4 XLT 100646	-	55,000	-	-	-	-	55,000
02205022 BT21 BOAT REFURBISH 100651	-	16,000	-	-	-	-	16,000
02205023 ENCLOSED TRAILER 04137	-	30,000	-	-	-	-	30,000
02205024 F150 CREW CAB 4X4 XLT 06070121	-	55,000	-	-	-	-	55,000
02205025 TRANSIT T350 PASS VAN 06070130	-	45,000	-	-	-	-	45,000
02205027 PIERCE ENGINE 06944	-	710,000	-	-	-	-	710,000
02205029 F550 REG CAB 4X4 FLATBED 07171	-	83,520	-	-	-	-	83,520
02205030 F250 CREW CAB 4X4 07363	-	62,000	-	-	-	-	62,000
02205031 F150 EXT CAB 4X4 07407	-	42,000	-	-	-	-	42,000
02205032 PIERCE REHAB 1 07478 REHAB	-	950,000	-	-	-	-	950,000
02205033 F550 RESCUE 47102	-	315,000	-	-	-	-	315,000
02205034 F550 RESCUE 48546	-	315,000	-	-	-	-	315,000
02205035 F350 CREW CAB 4X4 50482	-	115,000	-	-	-	-	115,000
02205037 F550 WOODS TRUCK 780429	-	195,000	-	-	-	-	195,000
02205038 PIERCE QUINT 780672	-	1,010,000	-	-	-	-	1,010,000
02205039 GENERATOR REPLACEMENT 11200	-	154,530	-	-	-	-	154,530

PROJECTS BY FUND

FUND - PROJECT	LTD ACTUALS	FY22 BUDGET	FY23 FORECAST	FY24 FORECAST	FY25 FORECAST	FY26 FORECAST	TOTAL PROJECT COST
02205044 PPE REPLACEMENT PROGRAM	-	515,447	-	-	-	-	515,447
02205045 RAPID DIVER/SWIMMER EQUIPME	-	45,000	-	-	-	-	45,000
02205048 DRONE PROGRAM ENHANCEMENT	-	30,000	25,000	25,000	25,000	25,000	255,000
02205049 EVERBRIDGE PAGING SYSTEM	-	10,000	-	-	-	-	10,000
02205050 PREDICTIVE ANALYTIC SOFTWARE	-	137,500	-	-	-	-	137,500
02205054 VIRTUAL REALITY TRAINING SYSTM	-	25,000	-	-	-	-	25,000
02205055 FIRE INVENTORY MGT SOFTWARE	-	11,000	-	-	-	-	11,000
02205057 MUTALINK AP & LICENSES (25) FD	-	22,400	-	-	-	-	22,400
02205062 PIERCE FIRE ENGINE - 54639	-	652,625	-	-	-	-	652,625
FIRE STATION 19 LAKE MARY/LONGWOOD	-	-	-	-	-	-	9,932,424
FIRE STATION 23 WINTER PARK RELOCATE	-	-	6,063,750	-	-	-	6,063,750
FIRE STATION 28 WINTER SPRINGS	-	-	-	7,426,179	3,575,299	-	11,001,479
FIRE STATION 35 SANFORD RELOCATE	-	-	-	-	-	-	9,552,101
FLEET REP FIRE	-	-	3,500,000	3,500,000	3,500,000	3,500,000	28,000,000
05 FIRE PREVENTION BUREAU							
02005040 FORD F150 EXT 4X2 - 100642	36,325	1,849	-	-	-	-	38,174
02205015 F150 EXT CAB 4X4 NEW12	-	42,000	-	-	-	-	42,000
07 FACILITIES							
00007087 FIRE DEPT PLANNED WORK 11200	396,805	302,956	75,000	75,000	75,000	75,000	1,374,761
11207 FIRE PROTECT FUND-CASSELBERRY							
05 EMS/FIRE/RESCUE							
02105064 FIRE STATION 25 CASSELBERRY	-	1,493,368	-	-	-	-	1,493,368
FIRE DISTRICT FUNDS Total	17,375,002	33,793,679	10,668,750	12,046,179	8,205,299	4,640,000	128,613,434

BUILDING FUNDS

10400 BUILDING PROGRAM

11 BUILDING

01911011 EASY PERMITS / ONLINE APP-BLDC	-	127,400	-	-	-	-	127,400
01911012 PROJECT FLOW (EPLAN) UPGRD-BL	117,675	51,825	-	-	-	-	169,500
02011001 CLICK TO GOV UPGRADE	-	15,000	-	-	-	-	15,000
02011002 NAVILINE HTML 5 UPGRADE	-	36,830	-	-	-	-	36,830
02111003 BUILDING TECHNOLOGY CONSULT.	-	175,000	-	-	-	-	175,000
02111004 INSPECTOR RUGGEDIZED TABLETS	-	125,000	-	-	-	-	125,000
02111005 BUILDING TECHNOLOGY UPGRADE	-	1,374,920	-	-	-	-	1,374,920
02111006 BUILDING WORKSPACE IMPROVEN	118,265	50,035	-	-	-	-	168,300
02111008 FORD F-150 INSPECTORS (NEW)	-	27,000	-	-	-	-	27,000
02111009 FORD F-150 INSPECTORS (NEW)	-	27,000	-	-	-	-	27,000
02111013 NEW FORD F150 PICKUP TRUCK	-	27,100	-	-	-	-	27,100
FLEET REP BUILDING	-	-	102,000	104,040	106,121	108,243	875,463

BUILDING FUNDS Total	235,940	2,037,110	102,000	104,040	106,121	108,243	3,148,513
-----------------------------	----------------	------------------	----------------	----------------	----------------	----------------	------------------

TOURISM FUNDS

11000 TOURISM PARKS 1,2,3 CENT FUND

01 TOURIST DEVELOPMENT

00234720 SPORTS COMPLEX	3,468,592	123,451	-	-	-	-	3,592,042
-------------------------	-----------	---------	---	---	---	---	-----------

04 PARKS & RECREATION

PROJECTS BY FUND

FUND - PROJECT	LTD ACTUALS	FY22 BUDGET	FY23 FORECAST	FY24 FORECAST	FY25 FORECAST	FY26 FORECAST	TOTAL PROJECT COST
02004009 SOLDIERS CREEK OVERFLOW LOT	64,992	247,383	-	-	-	-	312,375
11001 TOURISM SPORTS 4 & 6 CENT FUND							
04 PARKS & RECREATION							
MOORE STATION FIELD- SOCCER FIELD RENOVATION			-	-	562,500	-	562,500
MOORE STATION FIELD- SPORTS LIGHTING			-	665,000	-	-	665,000
RED BUG LAKE PARK - SPORTS LIGHTING			1,330,000	-	-	-	1,330,000
SANLANDO PARK - SPORTS LIGHTING			-	-	748,125	-	748,125
SANLANDO PARK - STAFF BUILDING			-	-	-	1,875,000	1,875,000
SOFTBALL COMPLEX - SPORTS LIGHTING			831,250	-	-	-	831,250
SOLDIERS CREEK PARK - ADDITIONAL SIDEWALK			25,000	-	-	-	25,000
SPORT COMPLEX - NEW TURF			3,750,000	-	-	-	3,750,000
SPORT COMPLEX - TURF REPLACEMENT			-	4,250,000	5,312,500	-	9,562,500
SPORTS COMPLEX - DIGITAL VIDEO BOARDS			-	937,500	-	-	937,500
SPORTS COMPLEX - FENCE EQUIPMENT			343,310	-	-	-	343,310
SPORTS COMPLEX - TOURNAMENT EQUIPMENT			-	-	-	10,000	10,000
SYLVAN LAKE - SOCCER FIELDS			93,750	93,750	93,750	93,750	375,000
SYLVAN LAKE - SPORTS LIGHTING			-	249,375	-	-	249,375
TOURISM FUNDS Total	3,533,584	370,834	6,373,310	6,195,625	6,716,875	1,978,750	25,168,977

SALES TAX FUNDS

11500 1991 INFRASTRUCTURE SALES TAX

07 CAPITAL PROJECTS DELIVERY

00008703 CUMBERLAND FARMS REMEDIATI	625,580	139,460	-	-	-	-	765,040
00014602 WYMORE RD IMPROVEMENTS	1,444,936	4,747,633	-	-	-	-	6,192,569
00015002 NEW OXFORD RD WIDENING	3,151,404	22,362,826	-	-	-	-	25,514,230
00251403 RAIL RELATED TRANSIT	1,370,097	6,510	-	-	-	-	1,376,606
01785204 W Airport Blvd Pavement	3,118	556,883	-	-	-	-	560,000

11541 2001 INFRASTRUCTURE SALES TAX

07 CAPITAL PROJECTS DELIVERY

00191684 ORANOLE RD DRAINAGE IMPROVE	149,756	671,124	-	-	-	-	820,880
00192948 ORANOLE RD SIDEWALKS	190,685	51,919	-	-	-	-	242,605
00205206 SR426/CR419 WIDEN PHASE 2	11,695,973	361,845	-	-	-	-	12,057,818
00205207 ALTAMONTE CITY COUNTY SHAREI	-	2,000,000	-	-	-	-	2,000,000
00205749 MAST ARM CONVERSION ON 17-9:	1,941,961	1,058,128	-	-	-	-	3,000,089
00205750 US17-92 PED OP STAIRWELLS	165,386	640,330	-	-	-	-	805,716
00265503 US17-92/5 POINTS ROADWAY	8,135,682	2,864,856	-	-	-	-	11,000,538
00285002 LAKE HODGE OUTFALL	-	90,000	-	-	-	-	90,000
01785376 WEKIVA BASIN TMDL	221,493	832,718	-	-	-	-	1,054,210
01785964 JUVENILE ASMNT CENTER	299,102	1,695,323	-	-	-	-	1,994,425

11560 2014 INFRASTRUCTURE SALES TAX

02 SHERIFF'S OFFICE

00006941 JAIL-DOOR ACCESS CONTROL 1156	-	753,000	-	-	-	-	753,000
01902007 JAIL-KITCHEN RENOVATION 11560	639,428	24,584	-	-	-	-	664,013
01902008 JAIL-FACILITY BREAKER REP 11560	17,000	133,000	-	-	-	-	150,000
01902009 JAIL-SECURITY IMPROVEMNT 1156	164,690	10,310	-	-	-	-	175,000

04 GREENWAYS & NATURAL LANDS

02104043 AMENITIES FOR TRAIL HEADS	-	75,000	-	-	-	-	75,000
------------------------------------	---	--------	---	---	---	---	--------

PROJECTS BY FUND

FUND - PROJECT	LTD ACTUALS	FY22 BUDGET	FY23 FORECAST	FY24 FORECAST	FY25 FORECAST	FY26 FORECAST	TOTAL PROJECT COST
02104044 SIGNS FOR TRAILS	-	70,000	-	-	-	-	70,000
02104045 CENTRL TRAIL/WHEELHOUSE PARK	-	200,000	-	-	-	-	200,000
02104046 CROSS SEMINOLE TRAIL SPUR-ADA	-	111,094	-	-	-	-	111,094
02204037 MIDWAY AREA TRAILS MASTER PL	-	200,000	-	-	-	-	200,000
02204038 TRAILS MARKING & SIGNAGE SAFE	-	150,000	-	-	-	-	150,000
02204039 KEWANEE TRAIL LOOP	-	200,000	-	-	-	-	200,000
02204040 SYLVAN LAKE TRAIL LOOP	-	200,000	-	-	-	-	200,000
04 LEISURE BUSINESS OFFICE							
01785403 RIVERBEND PLACEMAKING PROJEC	173,518	83,323	-	-	-	-	256,841
05 EMS/FIRE/RESCUE							
00008060 04551 FORD INTERCEPTOR	38,297	13,703	-	-	-	-	52,000
02005050 STNRY GEN 1000KW - GEN057	369,582	8,353	-	-	-	-	377,935
07 CAPITAL PROJECTS DELIVERY							
01785134 LK MARY BLVD INT 4 LOCATIONS	563,752	1,051,257	-	-	-	-	1,615,008
01785136 SR 434 at Mitchell Hammock Rd	406,239	1,541,663	-	-	-	-	1,947,901
01785139 SR 436 Multimodal Imp-Altamont	1,466,000	200,000	-	-	-	-	1,666,000
01785140 SR436 MULTIMODAL IMP - CASS	244,345	1,500,000	1,500,000	1,772,500	-	-	5,016,845
01785142 RINEHART RD INTER IMP	187,540	1,137,460	662,500	662,500	-	-	2,650,000
01785145 SR434 WIDENING	265,196	1,778,386	3,000,000	-	-	-	5,043,582
01785146 SLAVIA RD CAPACITY IMP	774,711	3,205,856	5,000,000	-	-	-	8,980,567
01785147 SR434/SAND LK RD INT IMP	1,159,099	866,174	-	-	-	-	2,025,274
01785149 ALTAMONTE SUNRAIL BIKE/PED IN	393,754	4,565,198	-	-	-	-	4,958,951
01785150 SR434 AT CR427 INTER IMP	75,935	171,734	-	-	-	-	247,670
01785169 NEW TRAFFIC SIGNAL CABINETS	1,968,039	721,150	500,000	500,000	500,000	500,000	4,689,189
01785176 PARENT-ARTERIAL RESURFACING	385,329	-	3,400,000	3,400,000	3,400,000	3,400,000	13,985,329
01785216 RESURFACING-LOCAL ROADS	16,116,114	5,155,040	4,280,000	4,280,000	4,280,000	3,400,000	37,511,154
01785222 PAVEMENT MGMT TESTING & INSI	834,573	474,742	225,000	225,000	225,000	225,000	2,209,315
01785224 ASSET MGMT INSP & INV	458,096	533,213	225,000	225,000	225,000	225,000	1,891,309
01785240 PIPE LINING AND INSPECTIONS	9,409,639	2,294,913	700,000	700,000	700,000	700,000	14,504,552
01785244 W AIRPORT BLVD SIDEWALKS	1,110,634	769,524	-	-	-	-	1,880,157
01785248 OLD LK MARY RD SIDEWALKS	79,063	196,150	-	-	-	-	275,213
01785254 LK HAYES RD SIDEWALKS	72,893	233,337	-	-	-	-	306,230
01785255 CARRINGTON AVE SIDEWALK	11,769	687,815	-	-	-	-	699,585
01785257 VIRGINIA AVE SIDEWALKS	91,316	160,077	-	-	-	-	251,393
01785258 HILLVIEW DR SIDEWALK-DRAINAG	117	799,900	-	-	-	-	800,017
01785259 SANLANDO ESTATES SIDEWALKS	25,732	401,972	-	-	-	-	427,704
01785260 GOLDIE MANOR AREA SIDEWALKS	156,327	869,307	-	-	-	-	1,025,635
01785264 E HILLCREST ST SIDEWALKS	47,250	79,657	-	-	-	-	126,906
01785265 E ORANGE ST SIDEWALK	48,449	127,289	-	-	-	-	175,738
01785268 LONGWOOD HILLS RD SIDEWALKS	2,309	12,691	378,000	-	-	-	393,000
01785272 RIVERVIEW AVE SIDEWALK	233,324	832,914	-	-	-	-	1,066,238
01785278 CARLTON ST SIDEWALKS	255,673	42,071	-	-	-	-	297,744
01785283 NORTHWESTERN/LITTLE WEK BRIE	290,952	2,822,346	-	-	-	-	3,113,298
01785286 LK HOWELL/HOWELL CRK BRIDGE	682,721	2,250,957	-	-	-	-	2,933,679
01785297 MINOR ROADWAY PROJECTS>\$50,	929,292	23,007	-	-	-	-	952,298
01785300 RED BUG LAKE RD TURN EXTENSIO	29,494	1,617,497	-	-	-	-	1,646,992
01785303 ORANGE BLVD (CR431) SAFETY	6,878,816	13,762,242	7,603,856	-	-	-	28,244,914
01785315 VARIOUS COUNTY TRAILS PROJECT	-	102,000	-	-	-	-	102,000
01785316 EE WILLIAMSON RD TRAIL CONNEC	1,101,803	9,256,050	-	-	-	-	10,357,853
01785318 E SEMINOLE UNPAVED TRAILS	629,345	318,280	-	-	-	-	947,625
01785335 ECON BASIN DRAINAGE EVAL	73,313	1,350,307	-	-	-	-	1,423,620
01785340 ECON BSN L CRESCENT DRAIN EVA	92,943	368,205	-	-	-	-	461,148
01785350 CELERY/MELLONVILLE TRAIL LOOP	601,753	4,333,417	-	-	-	-	4,935,170
SEMINOLE COUNTY FLORIDA		47					CAPITAL IMPROVEMENT PLAN

PROJECTS BY FUND

FUND - PROJECT	LTD ACTUALS	FY22 BUDGET	FY23 FORECAST	FY24 FORECAST	FY25 FORECAST	FY26 FORECAST	TOTAL PROJECT COST
01785374 SIDEWALK REHAB PARENT	838,947	83,165	-	-	-	-	922,111
01785407 MAIN STREET SIDEWALK	-	575,000	-	-	-	-	575,000
01785408 SR426/CR419 WIDEN-PHASE 3	-	-	-	1,000,000	-	-	1,000,000
01785431 HIBISCUS LN STORMWATER PUMP	99,165	246,025	-	-	-	-	345,191
01785433 CECILIA DR BAFFLE BOXES	-	450,000	-	-	-	-	450,000
01785434 ALTON DR STORMWATER POND M	140,603	325,140	-	-	-	-	465,742
01785443 TANGLEWOOD DRAINAGE IMPROV	240,601	593,314	-	-	-	-	833,915
01785444 ADA REPLACEMENT PAVMT MGM	1,973,325	816,377	400,000	400,000	400,000	400,000	4,389,702
01785446 I-4 TRAIL OVERPASS REPAIR	82,433	434,628	-	-	-	-	517,060
01785447 ANNUAL BRIDGE/TUNNEL REP/REF	3,525,991	1,456,956	500,000	500,000	500,000	500,000	6,982,946
01785450 AIRPORT BLVD INT IMP	1,067	200,000	-	-	-	-	201,067
01785468 SR436@HOWELL BRANCH INTERSE	13,057	150,000	-	-	-	-	163,057
01785470 SR 436 @ BALMY BEACH MAST AR	45,003	481,442	-	-	-	-	526,446
01785479 SIDEWALK REPAIRS-STORMWATER	4,184,488	1,629,195	1,000,000	1,000,000	1,000,000	1,000,000	9,813,683
01785486 PROJECT MANAGEMENT (GEC)	1,411,940	2,530,342	1,000,000	1,000,000	1,000,000	1,000,000	7,942,283
01785487 TRANS MASTER PLAN-EAST SIDE	-	250,000	-	-	-	-	250,000
01785488 CRANE STRAND CANAL CULVERT R	65,527	292,413	-	-	-	-	357,941
01785489 ENGINEERING CAPITALIZATION	-	5,083,305	-	-	-	-	5,083,305
01785562 BRIDGE INSPECTIONS	275,236	180,204	80,000	80,000	80,000	80,000	775,440
01785572 MINOR ROADWAY PROJECTS	1,504,484	695,483	500,000	500,000	-	-	3,199,966
01907040 W SR 46 FIBER UPGRADE (PHASE 1	-	200,000	-	-	-	-	200,000
01907048 TRAFFIC VIDEO WALL UPGRADE	-	100,000	-	-	-	-	100,000
01907056 SR436@PEARL CAUSEWAY MAST /	45,133	361,332	-	-	-	-	406,464
01907060 MAGNOLIA ST SIDEWALKS	14,131	57,000	-	-	-	-	71,131
01907062 CITRUS & HIGHLAND ST SIDEWALK	33,342	1,458,809	-	-	-	-	1,492,152
01907066 SPRING VALLEY FARMS OUTFALLS	151,738	717,020	-	-	-	-	868,758
01907068 MULLET LK PK RD DRAINAGE HMG	607,061	1,840,711	-	-	-	-	2,447,772
01907077 MIDWAY DRAINAGE IMPROVEMENT	23,951	2,979,479	3,000,000	3,000,000	3,000,000	2,000,000	14,003,431
01907084 NORTH ST CORRIDOR IMP	319,956	10,667,304	2,615,000	7,100,020	-	-	20,702,280
02007013 PWR CORR TRL SR434-SHEPARD RI	75,814	1,394,051	-	-	-	-	1,469,865
02007015 PED AND BIKE OVERPASSES	203,542	1,327,697	-	-	-	-	1,531,239
02007020 ROLLING HILLS MULTIPURPOSE TR	144,478	3,867,120	-	-	-	-	4,011,598
02007021 SOLDIERS CRK OFF-ROAD BIKE TRL	-	10,000	-	-	-	-	10,000
02007022 MARKHAM TRAILHEAD-BIKE AREA	-	130,000	-	-	-	-	130,000
02007027 WEKIVA SPRINGS RD - INT IMPS	194,314	1,943,841	-	-	-	-	2,138,155
02007092 HILLVIEW DR DRAINAGE RSF	1,027,316	2,512,166	-	-	-	-	3,539,482
02007094 DIRT ROAD PAVING PROGRAM	24,034	979,405	1,000,000	1,000,000	1,000,000	1,000,000	5,003,440
02007096 GRACE LK OUTFALL	29,567	729,576	-	-	-	-	759,143
02007098 JESUP BASIN-BAFFLE BOX-LOTW	91,640	243,560	-	-	-	-	335,200
02007099 LK EMMMA/LONGWOOD HILLS STUI	40,687	281,765	-	-	-	-	322,452
02007101 MILLER RD CULVT DRAINAGE HMC	143,267	873,941	-	-	-	-	1,017,207
02007102 NEBRASKA AVE BRIDGE DRAIN HM	134,379	833,163	-	-	-	-	967,543
02007104 NOLAN RD CHANNEL DRAINAGE H	190,342	1,060,082	-	-	-	-	1,250,424
02007106 OREGON/MICHIGAN ST DRAINAGE	154,617	617,953	-	-	-	-	772,570
02007107 PEDESTRIAN/TRAIL BRIDGES REHA	-	100,000	-	-	-	-	100,000
02007111 SMITH CANAL/MONROE BASIN STI	225,302	551,021	-	-	-	-	776,323
02007124 WILLOW AVE-ALHAMBRA DRAIN I	132,741	1,000,790	-	-	-	-	1,133,531
02007160 CROSS SEM TRL MISSING LINK 419	346,204	40,169	-	-	-	-	386,373
02107059 RED CLEVELAND BLVD RESURFACI	-	540,000	-	-	-	-	540,000
02107062 HARMONY HOMES SUBDIV SIDEW	17,174	422,286	-	-	-	-	439,460
02107063 FOREST LAKE DR SIDEWALK	15,640	221,600	-	-	-	-	237,240
02107066 LK MRY BL-SUN DR INTERSECTION	117	469,650	-	-	-	-	469,767
02107073 SPRING VALLEY FARMS DRAINS	13,034	371,966	-	-	-	-	385,000
02107075 HOWARD BLVD SIDEWALK	11,701	373,475	-	-	-	-	385,176
02107077 NARCISSUS AVE ROADWAY IMPRO	62,382	2,499,688	-	-	-	-	2,562,069
02107078 S. SANFORD AVE INTERMODAL	34,686	1,965,314	-	-	-	-	2,000,000

PROJECTS BY FUND

FUND - PROJECT	LTD ACTUALS	FY22 BUDGET	FY23 FORECAST	FY24 FORECAST	FY25 FORECAST	FY26 FORECAST	TOTAL PROJECT COST
02107079 CR 419 AT SNOWHILL INTERSCETIC	24,958	568,616	-	-	-	-	593,575
02107081 CR427@ E LAKE MARY RD SIGNAL	-	400,000	-	-	-	-	400,000
02107082 SR 434 @ SAND LAKE RD SIGNAL	-	400,000	-	-	-	-	400,000
02107093 PINE LAKE BAFFLE BOXES	169	114,848	-	-	-	-	115,017
02107094 OXFORD RD SIDEWALK	68,237	509,021	-	-	-	-	577,259
02107099 WHITCOMB DRAINAGE IMPROVEN	-	1,300,000	865,413	-	-	-	2,165,413
02107103 RED BUG LAKE AT MIKLER RD	-	292,500	-	-	-	-	292,500
02207078 TRANS MAST PLAN 5YR UPDATE	-	750,000	-	-	-	-	750,000
02207079 4TH GEN REF PREPARATION PLAN	-	500,000	-	-	-	-	500,000
02207081 ORANOLE/LINNEAL BEACH SIDEW/	-	245,000	-	-	-	-	245,000
02207083 ACCESS ROAD/FS #39	-	1,817,000	-	-	-	-	1,817,000
02207084 SLAVIA RD EXTENSION/SR 426-SR4	-	600,000	-	-	-	-	600,000
02207085 LK MARY BLVD 2022 RESURFACINC	-	1,500,000	-	-	-	-	1,500,000
02207086 N RONALD REAGAN/CR427 2022 P	-	1,400,000	-	-	-	-	1,400,000
02207087 LAKE DR/SEMINOLA-E LAKE PAVIN	-	500,000	-	-	-	-	500,000
02207090 RESERVOIR LK OUTFALL CANAL	-	267,980	268,000	-	-	-	535,980
02207091 NUTRIENT STUDY/LK MILLS & SURI	-	300,000	-	-	-	-	300,000
02207092 BEAR GULLY MODEL UPDATE STUC	-	25,000	-	-	-	-	25,000
02207093 HOWELL CREEK EROSION ASSESS	-	70,000	-	-	-	-	70,000
02207094 BASIN STUDIES/E COUNTY BASINS	-	2,291,250	-	-	-	-	2,291,250
02207095 USGS MONITORING PROG -3RD GE	-	83,500	-	-	-	-	83,500
02207096 DEER RUN SUB - E CULVERT REP	-	280,000	-	-	-	-	280,000
02207097 WOODLAND II SUB/OUTFALL REP	-	360,000	-	-	-	-	360,000
02207099 LITTLE WEKIVA RIVER REST PROJ	54,857	104,000	-	-	-	-	158,857
02207100 EAST LAKE MARY AT OHIO MAST A	-	400,000	-	-	-	-	400,000
02207101 OLIVER RD RESURFACING PROJECT	-	240,000	-	-	-	-	240,000
99999906 PROGRAM MANAGEMENT (GEC)	7,817,429	4,457,968	3,200,000	3,200,000	3,200,000	3,200,000	25,075,397

07 TRAFFIC OPERATIONS

01785165 MAST ARMS REFURBISHMENTS	1,203,045	355,339	200,000	200,000	200,000	200,000	2,358,384
01785167 ATMS / ITMS Program (PARENT)	4,253,089	1,095,137	-	-	300,000	300,000	5,948,226
01785171 VARIABLE MESSAGE SYSTEM UPGF	579,804	-	-	100,000	-	-	679,804
01785310 TRAFFIC STUDIES	534,669	73,999	-	-	-	-	608,668
01785313 LED STREET SIGN UPGRADE	1,083,723	193,825	150,000	150,000	150,000	150,000	1,877,548
01785344 MAST ARM REBUILDS	1,725,246	885,147	450,000	450,000	450,000	450,000	4,410,393
01785346 LANE STRIPING	452,629	266,155	100,000	100,000	100,000	100,000	1,118,783
01785348 SR426 @ RED BUG MAST ARM	423,560	56,588	-	-	-	-	480,148
01785458 EE WILLIAM@WOODLANDS MAST	-	225,000	-	-	-	-	225,000
01785467 SR 436 @ CASSELTON MAST ARM	123,494	193,884	-	-	-	-	317,378
01785471 SR426@HOWELL BRANCH-MAST A	-	400,000	-	-	-	-	400,000
01785525 SR 419 @ OSPREY TRAIL SIGNAL	430,093	41,072	-	-	-	-	471,165
01785571 SCHOOL FLASHER SIGNAL UPGRAC	106,928	282,699	100,000	100,000	100,000	100,000	789,627
01907041 E LAKE MARY BLVD FIBER UPGRAD	62,745	196,242	-	-	-	-	258,987
01907046 FIBER NETWORK CORE ROUTERS	259,746	64,277	-	100,000	-	-	424,023
01907047 CONNECTED VEHICLE/ICM EQUIP	133,405	360,553	100,000	100,000	100,000	100,000	893,958
01907049 VIDEO DECODING EQUIP-TRAF MC	319,701	56,251	100,000	-	-	-	475,952
01907051 RED BUG @ SR417 WS MAST ARM	38,033	440,800	-	-	-	-	478,833
01907052 RED BUG @ SR 417E MAST ARM	319,306	50,000	-	-	-	-	369,306
01907086 FIBER OPTIC PULL BOX	255,092	378,149	200,000	100,000	200,000	200,000	1,333,240
02007009 SR436 @ ORANGE AVE MAST ARM	339,658	105,926	-	-	-	-	445,584
02007159 E.LAKE MARY BVD @ SKY MAST AR	83,882	326,222	-	-	-	-	410,103
02107067 SR46 FIBER-SANFORD AVE-MELLOI	-	200,000	-	-	-	-	200,000
02207070 SR 436 @BEAR LAKE RD MAST	-	400,000	-	-	-	-	400,000
02207072 SR436@PRAIRIE LAKE-MAST ARM	-	400,000	-	-	-	-	400,000
02207073 SR434@E LAKE BRANTLEY-MAST A	-	400,000	-	-	-	-	400,000

PROJECTS BY FUND

FUND - PROJECT	LTD ACTUALS	FY22 BUDGET	FY23 FORECAST	FY24 FORECAST	FY25 FORECAST	FY26 FORECAST	TOTAL PROJECT COST
02207074 SR 415@CELERY AVE - NEW SIGNA	-	450,000	-	-	-	-	450,000
02207075 SR 46A SIGNAL ADAPTIVE PROJ	-	200,000	-	-	-	-	200,000
02207076 NETWORK SWITCH UPGRADE/CTY	-	100,000	-	-	-	-	100,000
07 WATER QUALITY							
01785440 LAKE BRANTLEY NUTRIENT STUDY	45,325	104,675	-	-	-	-	150,000
01785441 LAKE SEMINARY NUTRIENT STUDY	26,303	73,697	-	-	-	-	100,000
01785442 LAKE SYLVAN NUTRIENT STUDY	135,402	70,751	-	-	-	-	206,153
02007024 WEKIVA BMAP/PFA GRDWTR ANA	45,525	89,205	-	-	-	-	134,730
02007123 VEGETATION/SEDIMENT REMOVAI	54,922	45,078	-	-	-	-	100,000
02107069 HOWELL CREEK BIO-MONITORING	30,515	29,881	-	-	-	-	60,396
SALES TAX FUNDS Total	118,892,984	195,527,879	43,302,769	31,945,020	21,110,000	19,230,000	430,008,653

IMPACT FEE FUNDS

12601 ARTERIAL IMPACT FEE (12-31-21)

07 CAPITAL PROJECTS DELIVERY

02107101 LAKE MARY BLVD INTER IMPROVE	808,619	1,759,425	-	-	-	-	2,568,044
---------------------------------------	---------	-----------	---	---	---	---	-----------

12603 WEST COLLECT IMPACT FEE (EXP)

07 CAPITAL PROJECTS DELIVERY

02001728 SAND LK TO E BRANTLY TURN LANI	101,117	68,883	-	-	-	-	170,000
---	---------	--------	---	---	---	---	---------

12604 EAST COLLECT IMPACT FEE (EXP)

07 CAPITAL PROJECTS DELIVERY

02107102 RED BUG LK RD TURN LANE EXT	51,008	304,992	-	-	-	-	356,000
--------------------------------------	--------	---------	---	---	---	---	---------

12801 FIRE/RESCUE-IMPACT FEE

05 EMS/FIRE/RESCUE

02005021 FIRE STATION 39 SANFORD-LK MR'	258,249	-	2,437,616	2,559,496	2,687,471	2,821,845	23,535,305
---	---------	---	-----------	-----------	-----------	-----------	------------

12804 LIBRARY-IMPACT FEE

04 LIBRARY SERVICES

00006913 LIBRARY BOOKS	972,781	206,761	-	-	-	-	1,179,542
------------------------	---------	---------	---	---	---	---	-----------

IMPACT FEE FUNDS Total	2,191,773	2,340,062	2,437,616	2,559,496	2,687,471	2,821,845	27,808,891
-------------------------------	------------------	------------------	------------------	------------------	------------------	------------------	-------------------

COURT FUNDS

11400 COURT SUPP TECH FEE (ARTV)

03 ARTICLE V COURT TECHNOLOGY

01903001 CRIMINAL COURT A/V UPDATE	150,000	232,511	-	-	-	-	382,511
02103001 PUBLIC DEFENDER LAPTOPS	-	35,235	-	-	-	-	35,235

COURT FUNDS Total	150,000	267,746	-	-	-	-	417,746
--------------------------	----------------	----------------	----------	----------	----------	----------	----------------

GRANT FUNDS

00110 ADULT DRUG COURT GRANT FUND

18 RECIPIENT AGENCY GRANTS

01785619 SAMHSA PROBLEM SOLVING COUF SEMINOLE COUNTY FLORIDA	940,105	615,351 50	-	-	-	-	1,555,456 CAPITAL IMPROVEMENT PLAN
---	---------	---------------	---	---	---	---	---------------------------------------

PROJECTS BY FUND

FUND - PROJECT	LTD ACTUALS	FY22 BUDGET	FY23 FORECAST	FY24 FORECAST	FY25 FORECAST	FY26 FORECAST	TOTAL PROJECT COST
01785965 DOJ ADC ENHANCEMENT 20-23	159,499	375,881	-	-	-	-	535,380
01785966 DOJ MENTAL HEALTH COURT GRAI	91,004	725,067	-	-	-	-	816,071

11800 EMS TRUST FUND

05 EMS/FIRE/RESCUE

00276955 EMS TRUST FUND GRANT #C9057	-	85,854	-	-	-	-	85,854
00276956 EMS TRUST FUND GRANT #C0097	-	58,188	-	-	-	-	58,188

11901 COMMUNITY DEVELOPMEN BLK GRANT

06 GRANT ASSISTANCE PROGRAMS

00277009 BLOCK GRANT PROJECTS-FY16	1,079,141	89,533	-	-	-	-	1,168,674
06650320 CDBG-COVID-19	791,751	2,352,902	-	-	-	-	3,144,653
06651617 CDBG-BLOCK GRANT PROJECT 16/'	1,497,451	61,761	-	-	-	-	1,559,212
06651718 CDBG-BLOCK GRANT PROJECT 17/'	1,569,862	93,715	-	-	-	-	1,663,577
06651819 CDBG-BLOCK GRANT PROJECT 18/'	1,586,698	319,929	-	-	-	-	1,906,627
06651920 CDBG GRANT 19-20	1,620,907	309,332	-	-	-	-	1,930,238
06652021 CDBG GRANT 20-21	582,874	1,499,988	-	-	-	-	2,082,862
06652122 CDBG GRANT 21-22	-	2,197,718	-	-	-	-	2,197,718

11902 HOME PROGRAM GRANT

06 GRANT ASSISTANCE PROGRAMS

01785378 HOME PROGRAM 15/16	423,717	86,081	-	-	-	-	509,798
02118006 FY2021 HOME-ARP	-	3,046,438	-	-	-	-	3,046,438
06661617 HOME PROGRAM 16/17	385,067	116,613	-	-	-	-	501,680
06661718 HOME PROGRAM 17/18	265,297	231,457	-	-	-	-	496,754
06661819 HOME PROGRAM 18/19	400,481	337,807	-	-	-	-	738,287
06661920 HOME PROGRAM 19/20	210,897	530,195	-	-	-	-	741,092
06662021 HOME PROGRAM 20/21	87,353	713,005	-	-	-	-	800,358
06662122 HOME PROGRAM 21-22	-	840,533	-	-	-	-	840,533

11904 EMERGENCY SHELTER GRANTS

06 GRANT ASSISTANCE PROGRAMS

06680320 ESG-COVID-19	739,618	1,000,103	-	-	-	-	1,739,721
06682021 EMERGENCY SHELTER GRANT 20/2	22,385	157,134	-	-	-	-	179,519
06682122 EMERGENCY SHELTER GRANT 21-2	-	179,519	-	-	-	-	179,519

11905 COMMUNITY SVC BLOCK GRANT

06 GRANT ASSISTANCE PROGRAMS

02106003 NEXTGEN CASE MGMT SOFTWARE	-	10,000	-	-	-	-	10,000
02206002 FASTRACK GRANT ARCHIVE STORA	-	55,500	-	-	-	-	55,500
06620320 CSBG COVID-19 GRANT	209,654	238,403	-	-	-	-	448,057
06622021 CSBG GRANT 20-21	15,827	262,089	-	-	-	-	277,916

11908 DISASTER PREPAREDNESS

01 EMERGENCY MANAGEMENT

02201007 EMPA FY 21-22	24,429	81,913	-	-	-	-	106,342
02201008 EMPG FY 21-22	15,654	103,690	-	-	-	-	119,344

11909 MOSQUITO CONTROL GRANT

07 MOSQUITO CONTROL

00077434 MOSQUITO CONTROL GRANT	195,993	56,269	-	-	-	-	252,262
---------------------------------	---------	--------	---	---	---	---	---------

PROJECTS BY FUND

FUND - PROJECT	LTD ACTUALS	FY22 BUDGET	FY23 FORECAST	FY24 FORECAST	FY25 FORECAST	FY26 FORECAST	TOTAL PROJECT COST
11912 PUBLIC SAFETY GRANTS (STATE)							
01 EMERGENCY MANAGEMENT							
01901009 2018 SCHOOL SHELTER RETROFIT	717,181	1,412,819	-	-	-	-	2,130,000
01901011 HAZARD ANALYSIS GRANT 18/19	-	6,560	-	-	-	-	6,560
02001023 HAZARD ANALYSIS GRANT 19/20	-	6,229	-	-	-	-	6,229
02101016 HAZARD ANALYSIS GRANT 20/21	-	6,216	-	-	-	-	6,216
02201010 HAZARD ANALYSIS GRANT 21/22	-	2,229	-	-	-	-	2,229
11915 PUBLIC SAFETY GRANTS (FEDERAL)							
01 EMERGENCY MANAGEMENT							
02001024 2019 SHSGP-EMERGENCY MGMT	62,209	6,716	-	-	-	-	68,925
02101018 2020 SHSGP-EMERGENCY MGMT	-	23,000	-	-	-	-	23,000
05 EMS/FIRE/RESCUE							
02105065 2020 SHSGP-FIRE-HAZMAT	-	14,870	-	-	-	-	14,870
02105066 FEMA 2020 AFG GRANT - EQUIP	-	782,727	-	-	-	-	782,727
11916 PUBLIC WORKS GRANTS							
07 CAPITAL PROJECTS DELIVERY							
00006622 LAKE JESUP SLDRS CREEK RSF OPR	186,212	313,788	-	-	-	-	500,000
00015007 NEW OXFORD RD WIDENING	1,614,920	385,081	-	-	-	-	2,000,001
00192957 EASTBROOK ELEMENTARY SIDEWA	17,597	-	-	-	-	-	317,597
07 ENGINEERING PROF SUPPORT							
02107092 SR434 ROUNDABOUTS LAP AGMT	935,291	1,165,651	-	-	-	-	2,100,942
07 WATER QUALITY							
02107089 FERTILIZER EDUCATION GRANT	4,806	85,194	-	-	-	-	90,000
02107097 WEKIVA SPRINGHEAD WELL MONI	3,941	88,559	-	-	-	-	92,500
02107098 LAKE JESUP WATERSHED PROJECT	153,435	196,565	-	-	-	-	350,000
11917 LEISURE SERVICES GRANTS							
04 GREENWAYS & NATURAL LANDS							
01904016 USFWS GOPHER TORTOISE GRANT	47,700	7,301	-	-	-	-	55,000
02004044 SPG HAMMOCK WATER CONSER G	-	325,011	-	-	-	-	325,011
02104052 MIDWAY/RIVERBEND LANDSCAPII	-	833,405	-	-	-	-	833,405
02204043 ARPA - LIBRARY GRANT	-	100,000	-	-	-	-	100,000
04 LIBRARY SERVICES							
NORTHWEST BRANCH CIRCULATION DESK	-	-	62,500	-	-	-	62,500
04 PARKS & RECREATION							
01904020 WAYSIDE PARK-BOAT FBIP GRANT	-	200,000	-	-	-	-	200,000
MUSEUM - COLLECTIONS ANEX	-	-	-	3,225,000	-	-	3,225,000
MUSEUM - EVENTS AND MEETINGS ANNEX	-	-	-	-	187,500	-	187,500
MUSEUM - EXHIBITS GALLERY	-	-	-	-	-	1,687,500	1,687,500
MUSEUM - PREHISTORY GALLERY	-	-	-	-	-	4,300,000	4,300,000
11919 COMMUNITY SVC GRANTS							
06 GRANT ASSISTANCE PROGRAMS							
00276961 SHELTER PLUS CARE	3,113,315	624,371	-	-	-	-	3,737,686

PROJECTS BY FUND

FUND - PROJECT	LTD ACTUALS	FY22 BUDGET	FY23 FORECAST	FY24 FORECAST	FY25 FORECAST	FY26 FORECAST	TOTAL PROJECT COST
11920 NEIGHBOR STABIL PROGRAM GRANT							
06 GRANT ASSISTANCE PROGRAMS							
00276971 NEIGHBOR STAB PROG GRANT ADI	687,591	494,453	-	-	-	-	1,182,043
00276973 NEIGHBOR STAB PROG-NSP3 ADM	987,306	777,608	-	-	-	-	1,764,914
11925 DCF REINVESTMENT GRANT FUND							
18 RECIPIENT AGENCY GRANTS							
01785967 DCF REINVESTMENT GRANT 21-24	-	1,200,000	-	-	-	-	1,200,000
11931 HOMELESSNESS GRANTS							
06 GRANT ASSISTANCE PROGRAMS							
00277015 PERMANENT SUPP HOUSING-GAP	45,145	15,760	-	-	-	-	60,905
00277016 HSN HOUSING STABILITY - HUD	6,243	29,214	-	-	-	-	35,457
00277017 HSN HOUSING STABILITY - DCF	-	21,922	-	-	-	-	21,922
11932 MISCELLANEOUS GRANTS							
07 CAPITAL PROJECTS DELIVERY							
01785963 JUVENILE ASMNT CENTER	764,473	235,527	-	-	-	-	1,000,000
11933 FEDERAL MITIGATION GRANTS							
01 EMERGENCY MANAGEMENT							
01901017 FEMA-HMGP-IRMA-GENERATORS	466,454	10,467	-	-	-	-	476,922
02001027 HMPG 115 WISTERIA DR DEMO	132,023	4,049	-	-	-	-	136,072
07 ENGINEERING PROF SUPPORT							
01907097 MULLET LK PK RD DRAINAGE HMG	112,500	43,812	-	-	-	-	156,312
02007153 HMGP GRANT - MILLER ROAD	195,130	15,902	-	-	-	-	211,031
02007154 HMGP GRANT-WILLOW AVE	135,416	22,646	-	-	-	-	158,062
02007155 HMGP GRANT-NOLAN ROAD	211,908	14,127	-	-	-	-	226,035
02007156 HMGP GRANT-OLIVER ROAD	29,723	3,882	-	-	-	-	33,605
02007157 HMGP GRANT-NEBRASKA AVE	75,134	62,509	-	-	-	-	137,644
02007158 HMGP GRANT-HILLVIEW DR	257,049	222,314	-	-	-	-	479,363
11935 FEDERAL CARES ACT GRANTS							
06 COUNTY ASSISTANCE PROGRAMS							
06670320 CARES - CRF - SHIP	2,686,345	109,000	-	-	-	-	2,795,345
11936 FEDERAL EMER RENTAL ASSISTANCE							
18 OFFICE MANAGEMENT & BUDGET							
02118005 FEDERAL RENTAL AST ERAP2 -ARP/	-	4,509,229	-	-	-	-	4,509,229
20180542 FEDERAL RENTAL AST ERAP1-CARE	12,788,904	1,496,772	-	-	-	-	14,285,676
11937 FEDERAL AMERICAN RESCUE PLAN							
01 EMERGENCY MANAGEMENT							
02201009 EMPG ARPA FY 21-22	8,086	5,840	-	-	-	-	13,926
18 OFFICE MANAGEMENT & BUDGET							
02118007 ARPA EC2-ASSISTANCE PROGRAM!	-	8,200,000	-	-	-	-	8,200,000
02118008 ARPA EC1-SHERIFF	-	9,000,000	-	-	-	-	9,000,000
02118009 ARPA EC1-COMMUNITY HEALTH	-	2,000,000	-	-	-	-	2,000,000
02118010 ARPA EC5-STORMWATER	-	10,000,000	-	-	-	-	10,000,000
SEMINOLE COUNTY FLORIDA		53					CAPITAL IMPROVEMENT PLAN

PROJECTS BY FUND

FUND - PROJECT	LTD ACTUALS	FY22 BUDGET	FY23 FORECAST	FY24 FORECAST	FY25 FORECAST	FY26 FORECAST	TOTAL PROJECT COST
02118011 ARPA EC6-REVENUE REPLACEMENT	-	47,713,613	-	-	-	-	47,713,613
02118012 ARPA EC3-DISP IMPACT COMMUN	-	8,650,000	-	-	-	-	8,650,000
02118013 ARPA EC6-TECHNOLOGY IMPROVE	-	2,000,000	-	-	-	-	2,000,000
02118014 ARPA EC5-BROADBAND IMPROVEI	-	4,700,000	-	-	-	-	4,700,000
02118016 ARPA EC3-AFFORDABLE HOUSING	-	2,000,000	-	-	-	-	2,000,000
11940 ENVIRONMENTAL SERVICES GRANTS							
08 WASTEWATER OPERATIONS							
01908027 WW TMT FEASIBILITY ANALYSIS	333,945	166,055	-	-	-	-	500,000
12018 SHIP AFFORDABLE HOUSING 17/18							
06 GRANT ASSISTANCE PROGRAMS							
06671920 SHIP AFFORDABLE HOUSING 19/20	961,278	202,806	-	-	-	-	1,164,084
12021 SHIP AFFORDABLE HOUSING 20/21							
06 GRANT ASSISTANCE PROGRAMS							
06672021 SHIP AFFORDABLE HOUSING 20/21	512	755,938	-	-	-	-	756,450
12022 SHIP AFFORDABLE HOUSING 21/22							
06 GRANT ASSISTANCE PROGRAMS							
06672122 SHIP AFFORDABLE HOUSING 21/22	52,339	3,382,786	-	-	-	-	3,435,125
GRANT FUNDS Total	40,709,773	131,484,490	62,500	3,225,000	-	6,175,000	181,956,763

SPECIAL REVENUE FUNDS

00103 NATURAL LAND ENDOWMENT FUND

04 GREENWAYS & NATURAL LANDS

02104041 LAKE JESUP WILDERNESS IMPROVE	-	28,280	-	-	-	-	28,280
--	---	--------	---	---	---	---	--------

00104 BOATING IMPROVEMENT FUND

04 GREENWAYS & NATURAL LANDS

00234793 WAYSIDE PARK-BOATER IMPROVEI	119,570	267,930	-	-	-	-	387,500
LAKE JESUP PARK PARKING LOT			77,006	-	-	-	77,006
LAKE JESUP PARK RAMP IMPROVEMENTS			100,000	-	-	-	100,000
LAKE JESUP PARK SEAWALL			100,000	-	-	-	100,000
LAKE MONROE WAYSIDE PARK RESTROOM BUILDING			187,500	-	-	-	187,500
MULLET LAKE PARK LIGHTING/SITE PARKING			34,688	-	-	-	34,688

11641 PUBLIC WORKS-INTERLOCAL AGREEM

07 CAPITAL PROJECTS DELIVERY

00191685 ORANOLE RD DRAINAGE IMPROVE	42,900	57,100	-	-	-	-	100,000
00198112 CR 46A CAPACITY IMPV (ORANGE)	-	29,400	-	-	-	-	29,400
02207103 NORTHWSTRN/BRIDGE-ALTAMON	-	175,144	-	-	-	-	175,144

07 WATER QUALITY

01909554 FLMS GRANT FOR LYL ROLLINGS HI	-	5,000	-	-	-	-	5,000
02218004 SJRWMD - LITTLE WEKIVA RIVER	-	437,500	-	-	-	-	437,500

11915 PUBLIC SAFETY GRANTS (FEDERAL)

01 EMERGENCY MANAGEMENT

PROJECTS BY FUND

FUND - PROJECT	LTD ACTUALS	FY22 BUDGET	FY23 FORECAST	FY24 FORECAST	FY25 FORECAST	FY26 FORECAST	TOTAL PROJECT COST
02201011 2021 SHSGP-EMERGENCY MGMT	-	24,960	-	-	-	-	24,960
05 EMS/FIRE/RESCUE							
02205060 SAFER PUBLIC SAFETY GRANT	-	7,321,470	-	-	-	-	7,321,470
11932 MISCELLANEOUS GRANTS							
01 ECON DEV-COMMUNITY RELATION							
02201012 DUKE ENERGY COVID GRANT - ED	-	10,000	-	-	-	-	10,000
01 EMERGENCY MANAGEMENT							
02201013 DUKE ENERGY GRANT - OEM	-	30,000	-	-	-	-	30,000
11937 FEDERAL AMERICAN RESCUE PLAN							
18 OFFICE MANAGEMENT & BUDGET							
02118019 ARPA - ALTAMONTE SPRINGS	-	662,999	-	-	-	-	662,999
02118020 ARPA - LONGWOOD	-	230,336	-	-	-	-	230,336
02118021 ARPA - CASSELBERRY	-	453,903	-	-	-	-	453,903
02118022 ARPA - OVIEDO	-	608,811	-	-	-	-	608,811
02118023 ARPA - SANFORD	-	187,451	-	-	-	-	187,451
SPECIAL REVENUE FUNDS Total	162,470	10,530,285	499,194	-	-	-	11,191,949

EMERGENCY 911 FUNDS

12500 EMERGENCY 911 FUND

01 E-911

00286002 FIRE SUPPRESS SYS PSB - 12500	-	76,000	-	-	-	-	76,000
00310002 911 SYSTEM REPLACEMENT	5,776,911	1,234,321	-	-	-	-	7,011,232
02101022 E911 - INTEREST REVENUE	-	109,013	-	-	-	-	109,013
02101024 E911 - COVID INTEREST REVENUE	-	48,000	-	-	-	-	48,000

05 EMERGENCY COMMUNICATIONS

00007132 CAD PROJECT - 12500	9,520	190,480	-	-	-	-	200,000
02105001 PROQA LICENSES - CAD	-	30,000	-	-	-	-	30,000

EMERGENCY 911 FUNDS Total	5,786,431	1,687,813	-	-	-	-	7,474,244
----------------------------------	------------------	------------------	----------	----------	----------	----------	------------------

CRA FUNDS

13300 17/92 REDEVELOPMENT TI FUND

01 17-92 CRA

00015008 REAGAN CENTER	148,000	592,000	-	-	-	-	740,000
------------------------	---------	---------	---	---	---	---	---------

CRA FUNDS Total	148,000	592,000	-	-	-	-	740,000
------------------------	----------------	----------------	----------	----------	----------	----------	----------------

MSBU FUNDS

16000 MSBU PROGRAM

18 MSBU PROGRAM

01918002 ROLLING HILLS REMEDIATION	1,454,911	47,201	-	-	-	-	1,502,112
01918005 MSBU SYLVAN LAKE (AWC)	96,155	24,845	-	-	-	-	121,000
02118003 LITTLE LK HOWELL/TUSKAWILLA	40,334	19,166	-	-	-	-	59,500
02118004 E CRYSTAL CHAIN OF LAKES	281,319	56,181	-	-	-	-	337,500

SEMINOLE COUNTY FLORIDA

55

CAPITAL IMPROVEMENT PLAN

PROJECTS BY FUND

FUND - PROJECT	LTD ACTUALS	FY22 BUDGET	FY23 FORECAST	FY24 FORECAST	FY25 FORECAST	FY26 FORECAST	TOTAL PROJECT COST
02218002 MSBU MGMT SOFTWARE	-	25,000	-	-	-	-	25,000
02218005 LAKE LINDEN - PH I MSBU	-	93,500	-	-	-	-	93,500
MSBU FUNDS Total	1,872,719	265,893	-	-	-	-	2,138,612

CAPITAL FUNDS

32100 NATURAL LANDS/TRAILS

04 GREENWAYS & NATURAL LANDS

00182340 SPRING HAMMOCK PK ENHANCEM	210,997	534,810	-	-	-	-	745,807
00234605 BLACK BEAR WILDERNESS AREA ER	606,117	14,143	-	-	-	-	620,260
ECON WILDERNESS AREA RESTROOM			-	343,750	-	-	343,750
LAKE HARNEY WILDERNESS AREA			933,725	-	-	-	933,725
LAKE HARNEY WILDERNESS AREA PH 2			773,725	-	-	-	773,725
SPRING HAMMOCK LIFT/RAMP			520,000	-	-	-	520,000
SPRING HAMMOCK OBSERVATION TOWER			520,000	-	-	-	520,000

04 PARKS & RECREATION

00234695 JETTA POINT/ROLLING HILLS	265,228	234,772	-	-	-	-	500,000
------------------------------------	---------	---------	---	---	---	---	---------

07 CAPITAL PROJECTS DELIVERY

00187766 CROSS SEM TRL MISSING LINK 419	997,799	73,747	-	-	-	-	1,071,546
---	---------	--------	---	---	---	---	-----------

32200 COURTHOUSE PROJECTS FUND

07 FACILITIES

00045205 COURTHOUSE RENOVATIONS	212,083	259,853	-	-	-	-	471,936
---------------------------------	---------	---------	---	---	---	---	---------

32300 FIVE POINTS DEVELOPMENT FUND

07 CAPITAL PROJECTS DELIVERY

02107085 5 POINTS DEV - COURT ANNEX	5,043,302	36,825,698	-	-	-	-	41,869,000
02107086 5 POINTS DEV - CJC RENOVATION	-	93,674	-	-	-	-	93,674
02107087 5 POINTS DEV - PARKING GARAGE	1,538,635	11,525,044	-	-	-	-	13,063,679
02107088 5 POINTS DEV - ENERGY PLANT	1,979,865	14,693,782	-	-	-	-	16,673,647

CAPITAL FUNDS Total	10,854,027	64,255,523	2,747,450	343,750	-	-	78,200,750
----------------------------	-------------------	-------------------	------------------	----------------	----------	----------	-------------------

PARK FUNDS

40301 WEKIVA GOLF COURSE FUND

04 PARKS & RECREATION

02204041 WEKIVA PROPERTY ACQUISITION	-	8,478,069	-	-	-	-	8,478,069
--------------------------------------	---	-----------	---	---	---	---	-----------

PARK FUNDS Total	-	8,478,069	-	-	-	-	8,478,069
-------------------------	----------	------------------	----------	----------	----------	----------	------------------

WATER & SEWER FUNDS

40100 WATER AND SEWER FUND

07 FACILITIES

00007086 WATER SEWER PLANNED WORK 40	277,858	59,690	100,000	100,000	100,000	100,000	1,237,548
--------------------------------------	---------	--------	---------	---------	---------	---------	-----------

08 ES BUSINESS OFFICE

00007099 UPGRADE EDE SUNGARD PLATFOR	-	25,000	-	-	-	-	25,000
--------------------------------------	---	--------	---	---	---	---	--------

PROJECTS BY FUND

FUND - PROJECT	LTD ACTUALS	FY22 BUDGET	FY23 FORECAST	FY24 FORECAST	FY25 FORECAST	FY26 FORECAST	TOTAL PROJECT COST
08 UTILITIES ENGINEERING							
00022903 SMALL METER REPLACEMENT PRO	8,041,294	1,373,482	-	-	-	-	9,414,776
02108002 PROJECT MANAGEMENT SOFTWAI	-	10,000	-	-	-	-	10,000
02208001 ES NETWORK SWITCH REFRESH PH	-	62,500	-	-	-	-	62,500
FLEET REP WATER & SEWER			1,530,000	1,560,600	1,591,812	1,623,648	13,131,943
08 WASTEWATER OPERATIONS							
02008001 JDE ENHANCEMENTS 40100	-	125,000	-	-	-	-	125,000
02008008 CAT STNRY GEN 160KW - GEN001	-	54,157	-	-	-	-	54,157
02008036 ONBASE - AUTOMATED PROCESS	-	20,000	-	-	-	-	20,000
02008037 GPS LINE LOCATORS	-	22,000	-	-	-	-	22,000
02108027 GENERATOR KW750 (GEN094)	-	414,425	-	-	-	-	414,425
02108030 FORD F550 4X4 CRNE TK (780376)	-	135,865	-	-	-	-	135,865
02108031 GENERAC GENERATOR KW60 (058	-	96,548	-	-	-	-	96,548
02108032 GENERAC GENERATOR KW60 (058	-	96,548	-	-	-	-	96,548
02108033 FORD F550 4X2 CRANE TK (20899)	-	97,125	-	-	-	-	97,125
02108034 FORD F450 UTILITY TRK (780377)	-	69,809	-	-	-	-	69,809
02108037 GENERATOR KW50 (GEN089)	-	50,050	-	-	-	-	50,050
02108038 DUMP TRAILER (06070302)	-	36,015	-	-	-	-	36,015
02108040 FORD TRAN T150 CRG VN (780234)	-	29,027	-	-	-	-	29,027
02108042 KAWASAKI MULE (48952)	-	13,316	-	-	-	-	13,316
02108050 CONFINED SPACE SAFETY EQUIPM	-	22,000	-	-	-	-	22,000
02208002 VALVE ACTUTR SD800 HURCO NEV	-	14,438	-	-	-	-	14,438
02208003 KAWASAKI MULE 4X4 48953	-	16,738	-	-	-	-	16,738
02208004 VACTOR 49065	-	416,595	-	-	-	-	416,595
02208005 VACTOR 51991	-	421,996	-	-	-	-	421,996
02208006 ELECTRONIC LOG BOOK-FDEP CON	-	40,000	-	-	-	-	40,000
02208008 TRIMBLE & IPAD-ENV SV GPS DAT/	-	8,000	-	-	-	-	8,000
02208040 AMS TREX DEVICE COMM BCC	-	14,400	-	-	-	-	14,400
08 WATER OPERATIONS							
00006607 UNIDIRECTIONAL FLUSHING PROG	838,967	510,108	-	-	-	-	1,349,075
00006629 CRITICAL RADIO UPGRADES/REPLA	-	250,000	-	-	-	-	250,000
00007202 ELECTRIC VALVE OPERATORS	-	11,000	-	-	-	-	11,000
01900001 EQUIPMENT CANOPIES	-	70,000	-	-	-	-	70,000
01900002 BULLET MISSILE (SVC LINE REP)	12,500	67,500	-	-	-	-	80,000
02108003 GENERATOR KW1000 GEN090	-	416,900	-	-	-	-	416,900
02108007 MOBILE GENERATOR KW150 5806	-	96,548	-	-	-	-	96,548
02108009 FORD F450 4X4 UTILITY TRUK NEW:	-	72,652	-	-	-	-	72,652
02108010 FORD F450 UTILITY TRUK 6070297	-	72,652	-	-	-	-	72,652
02108011 FORD F550 UTILITY TRUCK 781129	-	73,754	-	-	-	-	73,754
02108013 FORD F550 DUMP TRUCK 780149	-	63,951	-	-	-	-	63,951
02108014 UTILITY TRAILER 05815	-	33,432	-	-	-	-	33,432
02108015 FORD TRAN CONCT CARGO VAN NI	-	30,585	-	-	-	-	30,585
02108016 FORD F150 EXT CAB 4X2 07726	-	29,879	-	-	-	-	29,879
02108020 DUMP TRAILER 05355	-	36,015	-	-	-	-	36,015
02108021 KAWASAKI MULE 05224	-	13,900	-	-	-	-	13,900
02108022 GENERAC LIGHT TOWER 20835	-	10,605	-	-	-	-	10,605
02108023 UTILITY TRAILER 21430	-	8,611	-	-	-	-	8,611
02108051 GPR EQUIPMENT	14,051	3,949	-	-	-	-	18,000
02108052 GPR EQUIPMENT	29,043	3,949	-	-	-	-	32,993
02108053 TALON VALVE/HYDRANT TOOLS	-	11,800	-	-	-	-	11,800
02108056 YANKEE LAKE CANOPY	-	25,000	-	-	-	-	25,000
02208009 VALVE ACTUTR SD800 HURCO NEV	-	14,438	-	-	-	-	14,438
02208010 MASTERCRAFT FORKLIFT NEW10	-	62,127	-	-	-	-	62,127
02208011 ESCAPE S FWD NEW11	-	23,470	-	-	-	-	23,470
SEMINOLE COUNTY FLORIDA		57					CAPITAL IMPROVEMENT PLAN

PROJECTS BY FUND

FUND - PROJECT	LTD ACTUALS	FY22 BUDGET	FY23 FORECAST	FY24 FORECAST	FY25 FORECAST	FY26 FORECAST	TOTAL PROJECT COST
02208012 TRANSIT CNNECT CARGO VAN 514	-	31,307	-	-	-	-	31,307
02208013 F250 CREW CAB 4X4 51494	-	35,397	-	-	-	-	35,397
02208014 TRANSIT CNNECT CARGO VAN 514	-	31,307	-	-	-	-	31,307
02208015 TRANSIT CNNECT CARGO VAN 515	-	31,307	-	-	-	-	31,307
02208016 VANAIR AIR COMPRESSOR 52133	-	8,820	-	-	-	-	8,820
02208017 VANAIR AIR COMPRESSOR 52134	-	8,820	-	-	-	-	8,820
02208018 TRANSIT CNNECT CARGO VAN 526	-	31,307	-	-	-	-	31,307
02208020 F250 CREW CAB 4X4 - NEW POSITI	-	37,000	-	-	-	-	37,000
02208021 OFFICE TRAILER - WS OPS	-	253,544	-	-	-	-	253,544
02208041 WAREHOUSE FAN	-	20,000	-	-	-	-	20,000

40103 CONNECTION FEES-SEWER

08 UTILITIES ENGINEERING

00040306 CAPITALIZED LABOR PROJECT	-	75,000	-	-	-	-	75,000
00083120 CR 427 FORCE MAIN REHAB	35,016	3,272,337	-	-	-	-	3,307,353

40108 WATER & SEWER CAPITAL IMPROVEM

08 UTILITIES ENGINEERING

00021716 OVERSIZING & EXTENSION-SANITA	33,479	50,000	50,000	50,000	50,000	50,000	333,479
00021717 OVERSIZING & EXTENSIONS-POTAI	7,761	50,000	50,000	50,000	50,000	50,000	307,761
00021726 OREGON ST/FM WM RELOCATES	90,676	1,171,602	-	-	-	-	1,262,278
00024814 SYSTEM WIDE DATA COLLECTION/I	767	200,000	100,000	100,000	-	-	400,767
00040302 CAPITALIZED LABOR PROJECT	-	700,000	700,000	700,000	700,000	700,000	4,200,000
00056606 LAKE MONROE WATER TREATMEN	-	300,000	-	-	-	-	300,000
00064565 DRUID HILLS DISTRIBUTION UPGR/	465,530	2,760,833	-	-	-	-	3,226,363
00064579 LAKE HARRIET DISTRIBUTION IMPF	84,788	315,480	-	-	-	-	400,268
00064580 MEREDITH MANOR DISTRIBUTION	104,272	134,530	3,750,000	3,750,000	-	-	7,738,802
00064582 APPLE VALLEY DISTRIBUTION IMPF	24,994	1,745,006	-	-	4,400,000	4,400,000	10,570,000
00064590 WATER DISTRIBUT SYSTEM REHAB	237,326	700,000	700,000	700,000	700,000	700,000	5,037,326
00064592 WATER SERVICE LINE REPLACEMEN	598,246	250,000	-	-	-	-	848,246
00065234 WEKIVA PARKWAY UTILITY RELOC/	13,164,755	3,438,390	-	-	-	-	16,603,145
00065236 MINOR ROADS UTILITY UPGRADES	259,478	150,000	150,000	150,000	150,000	150,000	1,159,478
00065237 MINOR ROADS UTILITY UPGRADES	8,163	150,000	150,000	150,000	150,000	150,000	908,163
00065239 OXFORD ROAD GRAVITY MAIN	449,224	4,006,715	3,842,000	-	-	-	8,297,939
00065251 17-92 Utility Relocations	1,930,543	388,225	-	-	-	-	2,318,768
00065284 ORANGE BLVD FORCE MAIN EXT	700,654	3,814,725	2,200,000	-	-	-	6,715,379
00065285 COUNTRY CLUB HEIGHT GRAV MAI	327,627	3,836,707	3,115,000	-	-	-	7,279,334
00082924 PUMP STATION UPGRADES	4,889,973	3,918,232	1,750,000	1,750,000	1,750,000	2,700,000	19,458,205
00083116 FORCE MAIN & AIR RELEASE VALVI	608,130	588,263	765,000	765,000	590,000	890,000	5,096,393
00178312 GWL WTP DECOMMISSIONING	250	499,750	-	-	-	-	500,000
00178313 COUNTRY CLUB WATER TREATMEN	21,869	478,131	-	-	-	-	2,788,500
00181605 YANKEE LAKE SWTF REHAB/REPLA	295,107	833,821	4,000,000	250,000	250,000	250,000	6,128,928
00195209 YLK WRF REHAB/REPLACEMENT	1,757,586	4,082,899	-	-	-	-	5,840,485
00195718 SER WTP OZONE SIDESTREAM	54,038	445,962	-	-	-	-	500,000
00195785 SER R & R	79,327	250,000	-	-	-	-	329,327
00201103 CONSUMPTIVE USE PERMIT CONSI	525,376	826,638	-	-	-	-	1,352,015
00203206 APPLE VALLEY TRANSMISSION MA	38,729	371,823	-	-	-	-	410,553
00203211 SECURITY IMPRMT VULNERABILITY	339,515	13,356	-	-	250,000	-	602,871
00203213 LAKE HAYES WTP PARTIAL DECOM	7,839	292,161	-	-	-	-	300,000
00203311 LAKE HARRIET WATER TREATMEN	-	150,000	-	-	-	-	150,000
00203313 LAKE BRANTLEY WATER TREATMEI	-	150,000	-	-	-	-	150,000
00203315 DRUID HILLS WATER TREATMENT F	63,638	316,362	-	-	-	-	380,000
00203317 APPLE VALLEY WATER TREATMEN	39,855	210,145	-	-	-	-	250,000
00216426 IRON BRIDGE AGREEMENT	7,484,108	6,180,588	2,171,626	1,029,449	-	1,500,000	19,865,771
00216704 HEATHROW WATER TREATMENT F	-	880,000	-	-	-	-	880,000

PROJECTS BY FUND

FUND - PROJECT	LTD ACTUALS	FY22 BUDGET	FY23 FORECAST	FY24 FORECAST	FY25 FORECAST	FY26 FORECAST	TOTAL PROJECT COST
00216732 MARKHAM WTP REHAB AND REP	612,452	745,094	-	-	-	-	5,161,546
00227413 GREENWOOD LAKES RAPID INFILTI	133	100,000	-	-	-	-	100,133
00227416 GREENWOOD LAKES WATER RECL/	1,433,961	3,139,130	-	-	-	-	4,573,091
00227420 PUMP STATION GENERATORS (19)	3,040,606	1,800,680	1,500,000	1,500,000	-	-	7,841,286
00227458 GWL CAPACITY EXPANSION	-	100,000	-	3,778,500	3,778,500	-	7,657,000
00243505 INDIAN HILL WATER TREATMENT F	288,603	233,140	200,000	200,000	200,000	200,000	1,521,743
00243506 LYNWOOD WTF REHAB/REPLACE	-	200,000	-	-	-	1,722,000	2,122,000
00255203 UTILITIES MASTER PLAN	1,203,364	499,359	-	-	-	-	3,202,723
00283004 SSNOCWTA INFILTRATION & INFLI	947,198	1,282,561	-	-	-	-	2,229,759
00283005 NW-RW-2 SYSTEM WIDE OPER EFF	-	858,000	858,000	-	-	-	1,716,000
00283006 SCADA AND SECURITY SYSTEMS IN	1,610,889	683,718	-	-	-	-	2,294,608
00283009 WATER SYSTEM AUDIT AND LEAK I	-	160,000	-	-	-	-	310,000
02108043 ASR CONVERSION (POTABLE TO RE	16,906	83,094	-	4,100,000	-	-	4,200,000
02108055 HIGHLAND PINES UTILITIES UPGRA	131,721	2,245,543	-	-	-	-	2,377,264
02108059 SLAVIA RD RELOCATION	-	250,000	-	-	-	1,500,000	1,750,000
02208022 REGIONAL WATER SUPPLY PLANNI	-	50,000	50,000	50,000	50,000	50,000	300,000
02208024 WELL DEEPEN FEASIBILITY SER 3	-	590,000	-	-	-	-	590,000
02208025 OXFORD WATER MAIN IMPROVEM	-	2,128,000	-	-	-	-	2,128,000
02208026 RINEHART RD VALVES AND FLOW	-	500,000	-	-	-	-	500,000
02208027 REPLACEMENT OF PS 291	-	2,150,000	-	-	-	-	2,150,000
02208028 FORCE MAIN CONNECT PS291/SER	-	698,000	-	-	-	-	698,000
02208029 17-92/PRAIRIE LAKE WATER MAIN	-	250,000	-	-	-	-	250,000
02208030 RECLAIMED WATER MAINS R&R-1	-	100,000	100,000	100,000	100,000	200,000	800,000
02208034 SER WTP - LOX TANK	-	535,000	-	-	-	-	535,000
02208035 INDIAN HILLS GST	-	1,300,000	-	-	-	-	1,300,000
02208037 WTP STORAGE TANK R&R	-	369,000	-	-	-	-	369,000
02208039 HOLISTIC WATER POLICY	-	330,000	-	-	-	-	330,000
ALOMA AVE. WATER MAIN					23,000		23,000
BEAR LAKE RD. AND SR 436 WATER MAIN						150,000	150,000
FLOW METER ON I4 FORCE MAIN			-	-	200,000	-	200,000
HAMPTON PARK PS UPGRADE			-	-	200,000	-	200,000
HIGHLAND PINES UTILITIES UPGRADES - WATER				3,140,000			3,140,000
HYDRAULIC MODEL UPDATE			250,000				250,000
INDIAN HILLS HSP			150,000				150,000
INDIAN HILLS WTP WATER MAIN					57,000		57,000
JESSICA DRIVE WATER MAIN						414,000	414,000
LAKES HAYES BOOSTER PS					4,911,600		4,911,600
MARKHAM REGIONAL WTP -SECOND 9,000-GALLON LOX TANK			267,500	267,500			535,000
NORTHEAST AND NORTHWEST WATER MAIN CONNECTION						750,000	750,000
NWSA DBP FORMATION MANAGEMENT AND 4-LOG EVALUATION			75,000	75,000			150,000
RECHARGE/ASR/UNDERGROUND INJECTION EXPLORATORY WELL			3,500,000				3,500,000
REGULATORY COMPLIANCE SUPPORT			25,000	25,000			50,000
SSNOCWTA - PS 344 UPGRADES			-	1,500,000	-	-	1,500,000
SSNOCWTA - SCADA SYSTEM UPGRADES			-	46,000	-	-	46,000
SSNOCWTA - UPGRADE CENTRAL FIVE PS PUMPS			-	70,000	-	-	70,000
SSNOCWTA-FSSNOCWTA-FORCE MAIN 5 PTS TO MAITLAND			-	2,600,000	-	-	2,600,000
US17-92 WEST NEIGHBORHOOD WATER MAIN UPGRADES (FERN PARK)					3,375,000		3,375,000
WELL DEEPENING - SER 1							850,000
YANKEE LAKE WRF R&R - 1			3,941,000	3,941,000			7,882,000

08 WASTEWATER OPERATIONS

00243509 FACILITIES ADMIN ADD/EXPANSIO	24,032	475,968	-	-	2,000,000	2,000,000	4,500,000
--	--------	---------	---	---	-----------	-----------	-----------

WATER & SEWER FUNDS Total	53,252,220	76,100,329	36,040,126	32,498,049	25,626,912	20,249,648	268,075,667
--------------------------------------	-------------------	-------------------	-------------------	-------------------	-------------------	-------------------	--------------------

PROJECTS BY FUND

FUND - PROJECT	LTD ACTUALS	FY22 BUDGET	FY23 FORECAST	FY24 FORECAST	FY25 FORECAST	FY26 FORECAST	TOTAL PROJECT COST
----------------	----------------	----------------	------------------	------------------	------------------	------------------	-----------------------

SOLID WASTE FUNDS

40201 SOLID WASTE FUND

07 FACILITIES

00007088 SOLID WASTE PLANNED WORK 40%	224,877	410,868	100,000	100,000	100,000	100,000	1,535,745
---------------------------------------	---------	---------	---------	---------	---------	---------	-----------

09 LANDFILL OPERATIONS PROGRAM

00281204 GENERAL LANDFILL REFURBISHME	159,967	190,821	300,000	-	-	-	650,788
00281205 LANDFILL RD & CITIZEN UPGRADE	52,128	1,247,872	-	-	-	-	1,300,000
02009007 KENWORTH SHUTTLE TRACTR-780	-	232,895	-	-	-	-	232,895
02109001 SHUTTLE 6X6 51993	-	244,210	-	-	-	-	244,210
02109003 TANKER TRAILER 780274	-	70,910	-	-	-	-	70,910
02109004 MILITARY SURPLUS TRACTOR 5189	-	65,000	-	-	-	-	65,000
02109007 MC REFUSE TRAIL 48220	-	86,172	-	-	-	-	86,172
02109008 MC REFUSE TRAIL 48221	-	86,172	-	-	-	-	86,172
02109024 NETWORK ENHANCEMENTS-LAND	-	30,000	-	-	-	-	30,000
02109026 LANDFILL FUEL ISLAND CANOPY	-	7,500	-	-	-	-	7,500
02109027 LANDFILL STORMWATER SYSTEM	-	125,000	-	-	-	-	125,000
02209001 THOMPSON WATER PUMP NEW07	-	41,249	-	-	-	-	41,249
02209002 JOHN DEERE BATWING MOWER 5'	-	33,968	-	-	-	-	33,968
02209003 KENWORTH SHUTTLE 6X6 52118	-	254,760	-	-	-	-	254,760
02209004 JOHN DEERE GATOR 4X4 55945	-	14,700	-	-	-	-	14,700
02209005 JOHN DEERE LOADER 644L 56575	-	333,557	-	-	-	-	333,557
02209016 A1-JON 600 COMPACTOR 1	-	918,000	-	-	-	-	918,000
02209017 A1-JON 600 COMPACTOR 2	-	918,000	-	-	-	-	918,000
02209018 DT460-OFF ROAD DUMP TRUCK - M	-	512,500	-	-	-	-	512,500
02209019 DT460-OFF ROAD DUMP TRUCK - M	-	512,500	-	-	-	-	512,500
02209020 950 DOZER - NEW	-	676,500	-	-	-	-	676,500
02209021 950 DOZER - NEW	-	676,500	-	-	-	-	676,500
02209022 WHEEL LOADER 972 - NEW	-	455,000	-	-	-	-	455,000
02209023 EXCAVATOR 350 - NEW	-	320,000	-	-	-	-	320,000
02209024 D6T DOZER - NEW	-	131,880	-	-	-	-	131,880
02209025 IRWIN LEAK DETECTOR I	-	11,100	-	-	-	-	11,100
FLEET REP SOLID WASTE			1,530,000	1,560,600	1,591,812	1,623,648	13,131,943

09 SW-COMPLIANCE & PROGRAM MAN

00006630 CRITICAL RADIO UPGRADES/REPLA	-	120,175	-	-	-	-	120,175
00160803 LANDFILL ACCESS PAVING	82,296	517,704	-	-	-	-	600,000
00201902 TIPPING FLOOR RESURFACING	1,064,779	1,475,803	-	-	-	-	2,540,582
00244511 LANDFILL SCALEHOUSE	2,428,392	183,054	-	-	-	-	2,611,446
00244516 OSCEOLA ROAD LANDFILL TELEME	455,261	748,442	-	-	-	-	1,203,703
00244517 TRANSFER STATION REFURBISHME	968,907	489,745	-	-	-	-	1,458,652
00244520 LANDFILL LEACHATE TANKS	103,676	146,324	-	-	-	-	250,000
00244522 LANDFILL PUMP STATION REPLACE	22,635	753,078	60,000	-	-	-	835,713
00244604 LANDFILL GAS SYSTEM EXPANSION	2,892,164	514,319	200,000	-	-	-	3,606,483
01785396 URBAN BEAR MANAGEMENT PLAN	754,633	33,860	-	-	-	-	788,493
01909102 OSCEOLA ROAD BORROW PIT	63,755	59,011	-	-	-	-	122,766
02109019 FORD F150 EXT CAB 4X4 06580	-	32,016	-	-	-	-	32,016
02109020 FORD F150 EXT CAB 4X4 02681	-	32,016	-	-	-	-	32,016
02109021 FORD F150 EXT CAB 4X4 04524	-	32,016	-	-	-	-	32,016
02109022 FORD TRAN CONCT PASS VAN 074	-	26,130	-	-	-	-	26,130
02109023 JD GATOR 07646	17,375	750	-	-	-	-	18,125
02109034 TRANSFER STATION SCALEHOUSE	-	900,000	-	-	-	-	900,000
02209006 F150 CREW CAB 4X4 780118	-	33,416	-	-	-	-	33,416

PROJECTS BY FUND

FUND - PROJECT	LTD ACTUALS	FY22 BUDGET	FY23 FORECAST	FY24 FORECAST	FY25 FORECAST	FY26 FORECAST	TOTAL PROJECT COST
09 TRANSFER STATION							
00216108 SOLID WASTE MGMT MASTER PLA	274,184	175,816	-	-	-	-	450,000
00244515 CTS SCALE AUTOMATION UPGRAD	399	50,000	-	-	-	-	50,399
02009001 GPS FLEET TRACKING SOFTWARE	-	10,000	-	-	-	-	10,000
02109013 ROAD TRACTOR 50344	117,455	11,821	-	-	-	-	129,276
02109016 GENERATOR KW400 GEN088	-	186,120	-	-	-	-	186,120
02109032 GIANT OVERHEAD FAN	-	25,000	-	-	-	-	25,000
02109033 PUMP MAINTENANCE	-	10,000	-	-	-	-	10,000
02209007 MAC WALKING FLOOR TRAILR 482	-	94,838	-	-	-	-	94,838
02209008 MAC WALKING FLOOR TRAILR 482.	-	94,838	-	-	-	-	94,838
02209011 ROAD TRACTOR NEW05	-	160,948	-	-	-	-	160,948
02209013 ROAD TRACTOR 52534	-	160,948	-	-	-	-	160,948
02209014 ROAD TRACTOR 52575	-	160,948	-	-	-	-	160,948
SOLID WASTE FUNDS Total	9,682,883	15,846,770	2,190,000	1,660,600	1,691,812	1,723,648	40,121,596

INTERNAL SERVICE FUNDS

50100 PROPERTY/CASUALTY INSURANCE FU

18 RISK MANAGEMENT

02118002 FORD ESCAPE S 4X2WD 05232	-	22,712	-	-	-	-	22,712
------------------------------------	---	--------	---	---	---	---	--------

50300 HEALTH INSURANCE FUND

01 EMPLOYEE BENEFITS

00006600 WELLNESS CENTER EQUIPMENT	59,116	8,384	-	-	-	-	67,500
00006659 WELLNESS PROGRAM & EQUIPMEI	207,183	36,201	-	-	-	-	243,384

INTERNAL SERVICE FUNDS Total	266,299	67,297	-	-	-	-	333,596
-------------------------------------	----------------	---------------	----------	----------	----------	----------	----------------

AGENCY FUNDS

60303 LIBRARIES-DESIGNATED

04 LIBRARY SERVICES

00044210 LIBRARY DONATIONS	68,884	18,323	-	-	-	-	87,207
----------------------------	--------	--------	---	---	---	---	--------

AGENCY FUNDS Total	68,884	18,323	-	-	-	-	87,207
---------------------------	---------------	---------------	----------	----------	----------	----------	---------------

Grand Total	338,227,667	635,355,663	112,051,416	96,839,502	71,848,215	61,160,701	1,411,721,213
--------------------	--------------------	--------------------	--------------------	-------------------	-------------------	-------------------	----------------------

SUMMARY BY DEPT

DEPARTMENT	LTD ACTUALS	FY22 BUDGET	FY23 FORECAST	FY24 FORECAST	FY25 FORECAST	FY26 FORECAST	TOTAL PROJECT COST
01 ADMINISTRATION DEPT	13,961,375	5,319,623	-	-	-	-	19,280,998
02 CONSTITUTIONAL OFFICERS	4,892,538	7,990,380	100,000	100,000	100,000	100,000	13,782,918
03 COURT SUPPORT DEPT	150,000	272,746	-	-	-	-	422,746
04 LEISURE SERVICES DEPT	12,522,760	24,341,407	13,510,155	12,226,117	8,620,600	10,387,317	81,608,356
05 FIRE DEPT	18,526,263	42,033,295	13,031,366	14,530,676	10,817,770	7,386,845	160,606,367
06 COMMUNITY SVCS DEPT	20,440,308	22,167,310	-	-	-	-	42,607,618
07 PUBLIC WORKS DEPT	141,302,521	279,653,062	47,277,769	35,920,020	25,085,000	21,405,000	561,011,945
08 ENV SVCS - UTILITIES	53,308,307	76,206,694	35,940,126	32,398,049	25,526,912	20,149,648	267,338,119
09 ENV SVCS - SOLID WASTE	9,458,006	15,435,902	2,090,000	1,560,600	1,591,812	1,623,648	38,585,851
11 DEVELOPMENT SVCS DEPT	450,760	2,678,285	102,000	104,040	106,121	108,243	4,004,508
14 INFORMATION SVCS DEPT	5,214,493	5,294,220	-	-	-	-	10,508,713
18 RESOURCE MANAGEMENT	58,000,336	153,962,739	-	-	-	-	211,963,074
Grand Total	338,227,667	635,355,663	112,051,416	96,839,502	71,848,215	61,160,701	1,411,721,213

PROJECTS BY DEPT

DEPT - PROGRAM - PROJECT	LTD ACTUALS	FY22 BUDGET	FY23 FORECAST	FY24 FORECAST	FY25 FORECAST	FY26 FORECAST	TOTAL PROJECT COST
--------------------------	----------------	----------------	------------------	------------------	------------------	------------------	-----------------------

01 ADMINISTRATION DEPT

01 17-92 CRA

00015008 REAGAN CENTER	148,000	592,000	-	-	-	-	740,000
------------------------	---------	---------	---	---	---	---	---------

01 ANIMAL SERVICES

00007120 KENNEL DOOR REPLACEMENT-PH2	54,690	85,950	-	-	-	-	140,640
--------------------------------------	--------	--------	---	---	---	---	---------

01 COMMUNITY INFORMATION

00006940 SGTV TECHNOLOGY REPLACEMENT	177,368	9,721	-	-	-	-	187,089
--------------------------------------	---------	-------	---	---	---	---	---------

01 COUNTY ATTORNEY

02101019 OUTSIDE COUNCIL FEES	9,528	35,473	-	-	-	-	45,000
02201004 LAW OFFICE AUTOMATION SYSTEM	-	225,000	-	-	-	-	225,000

01 COUNTY MANAGER

00243113 LAND ACQUISITION (ONGOING)	62,793	214,389	-	-	-	-	277,182
01901020 ROSENWALD PROPERTY DEVELOPME	1,846,806	5,977	-	-	-	-	1,852,783
02001002 EMPLOYEE PROGRAMS	106,134	100,000	-	-	-	-	206,134

01 E-911

00286002 FIRE SUPPRESS SYS PSB - 12500	-	76,000	-	-	-	-	76,000
00310002 911 SYSTEM REPLACEMENT	5,776,911	1,234,321	-	-	-	-	7,011,232
02101022 E911 - INTEREST REVENUE	-	109,013	-	-	-	-	109,013
02101024 E911 - COVID INTEREST REVENUE	-	48,000	-	-	-	-	48,000

01 ECON DEV-COMMUNITY RELATION

02201012 DUKE ENERGY COVID GRANT - ED	-	10,000	-	-	-	-	10,000
---------------------------------------	---	--------	---	---	---	---	--------

01 EMERGENCY MANAGEMENT

01901009 2018 SCHOOL SHELTER RETROFIT	717,181	1,412,819	-	-	-	-	2,130,000
01901011 HAZARD ANALYSIS GRANT 18/19	-	6,560	-	-	-	-	6,560
01901017 FEMA-HMGP-IRMA-GENERATORS	466,454	10,467	-	-	-	-	476,922
01901018 FEMA-HMGP-IRMA-MATCHING	152,198	4,836	-	-	-	-	157,033
02001023 HAZARD ANALYSIS GRANT 19/20	-	6,229	-	-	-	-	6,229
02001024 2019 SHSGP-EMERGENCY MGMT	62,209	6,716	-	-	-	-	68,925
02001027 HMPG 115 WISTERIA DR DEMO	132,023	4,049	-	-	-	-	136,072
02101004 FORD F150 CREW CAB 4X4 07408	-	35,936	-	-	-	-	35,936
02101016 HAZARD ANALYSIS GRANT 20/21	-	6,216	-	-	-	-	6,216
02101018 2020 SHSGP-EMERGENCY MGMT	-	23,000	-	-	-	-	23,000
02201007 EMPA FY 21-22	24,429	81,913	-	-	-	-	106,342
02201008 EMPG FY 21-22	15,654	103,690	-	-	-	-	119,344
02201009 EMPG ARPA FY 21-22	8,086	5,840	-	-	-	-	13,926
02201010 HAZARD ANALYSIS GRANT 21/22	-	2,229	-	-	-	-	2,229
02201011 2021 SHSGP-EMERGENCY MGMT	-	24,960	-	-	-	-	24,960
02201013 DUKE ENERGY GRANT - OEM	-	30,000	-	-	-	-	30,000

01 EMPLOYEE BENEFITS

00006600 WELLNESS CENTER EQUIPMENT	59,116	8,384	-	-	-	-	67,500
00006659 WELLNESS PROGRAM & EQUIPMENT	207,183	36,201	-	-	-	-	243,384

01 HUMAN RESOURCES

01901010 MARKET SALARY COMPENSATN STUI	192,500	200,000	-	-	-	-	392,500
--	---------	---------	---	---	---	---	---------

PROJECTS BY DEPT

DEPT - PROGRAM - PROJECT	LTD ACTUALS	FY22 BUDGET	FY23 FORECAST	FY24 FORECAST	FY25 FORECAST	FY26 FORECAST	TOTAL PROJECT COST
01 TELECOMMUNICATIONS							
00132902 Critical Infrastructure	199,182	153,968	-	-	-	-	353,150
02001006 RADIO REDUNDANCY & UPS REPLACE	74,341	55,659	-	-	-	-	130,000
02201002 TRANSIT T150 CREW VAN 06070226	-	35,210	-	-	-	-	35,210
02201003 TRANSIT T150 CARGO VAN 06415	-	35,447	-	-	-	-	35,447
02201005 UPS REPLACEMENTS	-	150,000	-	-	-	-	150,000
02201006 COUNTYWIDE FIBER TV INSTALLATI	-	10,000	-	-	-	-	10,000
01 TOURIST DEVELOPMENT							
00234720 SPORTS COMPLEX	3,468,592	123,451	-	-	-	-	3,592,042
01 ADMINISTRATION DEPT Total	13,961,375	5,319,623	-	-	-	-	19,280,998

02 CONSTITUTIONAL OFFICERS DEP

02 CLERK OF THE COURT

00230000 CLERK COURT REPORTING SERVICES	121,330	30,000	-	-	-	-	151,330
---	---------	--------	---	---	---	---	---------

02 SHERIFF'S OFFICE

00006929 SHERIFF CAPITAL ASSETS - JAIL	2,020,268	600,000	-	-	-	-	2,620,268
00006939 JAIL - DOOR ACCESS CONTROL SYS	48,795	851,205	-	-	-	-	900,000
00006941 JAIL-DOOR ACCESS CONTROL 11560	-	753,000	-	-	-	-	753,000
00006959 JAIL - PLUMBING SYS GATE VALVE	236,828	138,172	-	-	-	-	375,000
00007085 JAIL PLANNED WORK 00100	968,904	650,131	100,000	100,000	100,000	100,000	2,519,035
01902007 JAIL-KITCHEN RENOVATION 11560	639,428	24,584	-	-	-	-	664,013
01902008 JAIL-FACILITY BREAKER REP 11560	17,000	133,000	-	-	-	-	150,000
01902009 JAIL-SECURITY IMPROVEMNT 11560	164,690	10,310	-	-	-	-	175,000
01902010 SCSO COMM CTR EXPANSION	105,223	2,245,650	-	-	-	-	2,350,873
02102010 SCSO CAD MODERNIZATION	295,672	1,304,328	-	-	-	-	1,600,000
02202001 SCSO JAIL HOT WATER UPG A-H	-	315,000	-	-	-	-	315,000
02202002 SCSO JAIL ELECTRICAL IMPROV	-	215,000	-	-	-	-	215,000
02202003 SCSO JAIL COURTROOM RENOVATIOI	-	160,000	-	-	-	-	160,000
02202004 SCSO JAIL SEC FENCE IMPROV	-	160,000	-	-	-	-	160,000
02202005 SCSO CONTROL1 ATTORNEY VIS CON	-	125,000	-	-	-	-	125,000
02202006 JAIL-KITCHEN RENOVATION 00100	274,399	275,000	-	-	-	-	549,399
02 CONSTITUTIONAL OFFICERS DEP Total	4,892,538	7,990,380	100,000	100,000	100,000	100,000	13,782,918

03 COURT SUPPORT DEPT

03 ARTICLE V COURT TECHNOLOGY

01903001 CRIMINAL COURT A/V UPDATE	150,000	232,511	-	-	-	-	382,511
02103001 PUBLIC DEFENDER LAPTOPS	-	35,235	-	-	-	-	35,235

03 JUDICIAL

01903004 CIRCUIT COURT FURNISHINGS	-	5,000	-	-	-	-	5,000
------------------------------------	---	-------	---	---	---	---	-------

03 COURT SUPPORT DEPT Total	150,000	272,746	-	-	-	-	422,746
------------------------------------	----------------	----------------	----------	----------	----------	----------	----------------

04 LEISURE SERVICES DEPT

04 EXTENSION SERVICE

CONFERENCE ROOM RENOVATION			15,000	-	-	-	15,000
----------------------------	--	--	--------	---	---	---	--------

PROJECTS BY DEPT

DEPT - PROGRAM - PROJECT	LTD ACTUALS	FY22 BUDGET	FY23 FORECAST	FY24 FORECAST	FY25 FORECAST	FY26 FORECAST	TOTAL PROJECT COST
DROP CEILING INSTALLATION			-	-	43,750	-	43,750
EXT SVCS ROOF REPLACEMENT			-	-	-	35,000	35,000
EXTENSION SVCS KITCHEN EXHAUSTION			-	25,000	-	-	25,000
LIGHTING INSTALLATION			-	-	43,750	-	43,750

04 GREENWAYS & NATURAL LANDS

00182340 SPRING HAMMOCK PK ENHANCEMEI	210,997	534,810	-	-	-	-	745,807
00234605 BLACK BEAR WILDERNESS AREA ERO	606,117	14,143	-	-	-	-	620,260
00234793 WAYSIDE PARK-BOATER IMPROVEMI	119,570	267,930	-	-	-	-	387,500
00282602 SUNLAND PARK	44,616	460,083	-	-	-	-	504,699
01904006 ROLLING HILLS ACQUISITION	4,416,234	6,624	-	-	-	-	4,422,858
01904016 USFWS GOPHER TORTOISE GRANT	47,700	7,301	-	-	-	-	55,000
02004002 SIGN REPLACEMENT TRAILS	2,030	11,470	-	-	-	-	13,500
02004003 SIGN REPLACEMENT PASSIVE PARK	23,632	1,368	-	-	-	-	25,000
02004012 WINWOOD PARK RESTROOM BUILDI	-	189,750	-	-	-	-	189,750
02004044 SPG HAMMOCK WATER CONSER GR/	-	325,011	-	-	-	-	325,011
02104009 FORD F150 REG CAB 4X2 07185	-	27,181	-	-	-	-	27,181
02104041 LAKE JESUP WILDERNESS IMPROVEM	-	28,280	-	-	-	-	28,280
02104043 AMENITIES FOR TRAIL HEADS	-	75,000	-	-	-	-	75,000
02104044 SIGNS FOR TRAILS	-	70,000	-	-	-	-	70,000
02104045 CENTRL TRAIL/WHEELHOUSE PARK	-	200,000	-	-	-	-	200,000
02104046 CROSS SEMINOLE TRAIL SPUR-ADA	-	111,094	-	-	-	-	111,094
02104051 DEER RUN PROPERTY ACQUISITION	99,148	6,695,251	-	-	-	-	6,794,399
02104052 MIDWAY/RIVERBEND LANDSCAPING	-	833,405	-	-	-	-	833,405
02104053 DEER RUN STABILIZATION	-	150,000	-	-	-	-	150,000
02204005 KUBOTA RTVX900 05308	-	12,793	-	-	-	-	12,793
02204006 JEEP RUBICON 4X4 06070070	-	55,000	-	-	-	-	55,000
02204007 F750 REG CAB DUMP TRUCK 04544	-	99,381	-	-	-	-	99,381
02204008 F250 REG CAB 4x2 UTILITY 05233	-	36,360	-	-	-	-	36,360
02204037 MIDWAY AREA TRAILS MASTER PLAN	-	200,000	-	-	-	-	200,000
02204038 TRAILS MARKING & SIGNAGE SAFET	-	150,000	-	-	-	-	150,000
02204039 KEWANEE TRAIL LOOP	-	200,000	-	-	-	-	200,000
02204040 SYLVAN LAKE TRAIL LOOP	-	200,000	-	-	-	-	200,000
02204042 F150 REGULAR CAB 4X2 NEW GNL	-	30,000	-	-	-	-	30,000
02204043 ARPA - LIBRARY GRANT	-	100,000	-	-	-	-	100,000
20180551 RESTROOM-SANLANDO ADMIN	-	125,000	-	-	-	-	125,000
20180552 RESTROOM SANLANDO TENNIS	-	75,000	-	-	-	-	75,000
20180556 BOOKERTOWN PARK LIGHTING	-	15,276	-	-	-	-	15,276
20180571 HEALTH DEPT FITNESS PATH	-	130,000	-	-	-	-	130,000
20180572 MIDWAY TRAIL PROJECT	-	600,000	-	-	-	-	600,000
20180573 ROLLING HILLS PLAYGROUND	-	1,000,000	-	-	-	-	1,000,000
BLACK BEAR WILDERNESS BOARDWALK RENOVATIONS			-	-	250,000	-	250,000
BLACK HAMMOCK WILDER AREA PARKING EXPANSION			45,000	-	-	-	45,000
BOOKERTOWN PARK SOFTBALL FIELDS			-	93,750	-	-	93,750
BOOKERTOWN PARK SPORTS LIGHTING			-	166,250	-	-	166,250
BUCKINGHAM LOT			-	35,000	-	-	35,000
CAMERON WRIGHT FISHING PIER			50,000	-	-	-	50,000
ECON WILDERNESS AREA RESTROOM			-	343,750	-	-	343,750
GREENWOOD LAKE PARK SPORTS LIGHTING			166,250	-	-	-	166,250
KEWANNE TRAIL LOOP FISHING PIER			58,800	-	-	-	58,800
LAKE DOT IMPROVEMENTS			20,601	-	-	-	20,601
LAKE HARNEY WILDERNESS AREA			933,725	-	-	-	933,725
LAKE HARNEY WILDERNESS AREA PH 2			773,725	-	-	-	773,725
LAKE JESUP PARK OBSERVATION TOWER			500,000	-	-	-	500,000
LAKE JESUP PARK PARKING LOT			77,006	-	-	-	77,006
LAKE JESUP PARK RAMP IMPROVEMENTS			100,000	-	-	-	100,000
LAKE JESUP PARK SEAWALL			100,000	-	-	-	100,000

PROJECTS BY DEPT

DEPT - PROGRAM - PROJECT	LTD ACTUALS	FY22 BUDGET	FY23 FORECAST	FY24 FORECAST	FY25 FORECAST	FY26 FORECAST	TOTAL PROJECT COST
LAKE MILLS PARK LIGHTING/SITE PARKING			31,219	-	-	-	31,219
LAKE MONROE WAYSIDE PARK HISTORIC BRIDGE			-	75,000	-	-	75,000
LAKE MONROE WAYSIDE PARK RESTROOM BUILDING			187,500	-	-	-	187,500
MIDWAY POTABLE WATER FOUNTAINS			12,000	-	-	-	12,000
MIDWAY SITE/PARKING LIGHTING			15,637	-	-	-	15,637
MULLET LAKE PARK LIGHTING/SITE PARKING			34,688	-	-	-	34,688
OVERLOOK PARK BOARDWALK RENOVATIONS			80,000	-	-	-	80,000
ROSELAND PARK SITE/PARKING LIGHTING			9,366	-	-	-	9,366
SAN SEBASTIAN TRAIL LANDSCAPE			50,000	-	-	-	50,000
SPRING HAMMOCK LIFT/RAMP			520,000	-	-	-	520,000
SPRING HAMMOCK OBSERVATION TOWER			520,000	-	-	-	520,000
WINWOODPARK SITE/PARKING LIGHTING			-	13,736	-	-	13,736
WINWOODPARK SPORTS LIGHTING			-	16,469	-	-	16,469

04 LEISURE BUSINESS OFFICE

01785403 RIVERBEND PLACEMAKING PROJECT	173,518	83,323	-	-	-	-	256,841
02204032 WEST LIBRARY BOOK DROP	-	12,748	-	-	-	-	12,748
02204034 SECURITY CAMERAS ALL LIBRARIES	-	9,375	-	-	-	-	9,375

04 LIBRARY SERVICES

00006912 LIBRARY BOOKS	5,388,874	859,404	-	-	-	-	6,248,279
00006913 LIBRARY BOOKS	972,781	206,761	-	-	-	-	1,179,542
00044210 LIBRARY DONATIONS	68,884	18,323	-	-	-	-	87,207
02104037 LIBRARY FACILITY MASTER PLAN	-	120,000	-	-	-	-	120,000
02204024 RED BUG PARK BALL MACHINE	-	7,395	-	-	-	-	7,395
20180550 SYLVAN PERIMETER FENCE	-	108,500	-	-	-	-	108,500
20180553 SYLVAN NATURAL SOCCER FD	-	93,750	-	-	-	-	93,750
20180554 SOLDIER CREEK PEDTR GATE	-	81,250	-	-	-	-	81,250
20180555 RED BUG BLEACHER REPLACE	-	35,438	-	-	-	-	35,438
20180557 RED BUG PERIMETER FENCE	-	54,250	-	-	-	-	54,250
20180558 MOORES STATN PERIM FENCE	-	43,750	-	-	-	-	43,750
20180559 SOFTBALL COMP FLD FENCES	-	18,600	-	-	-	-	18,600
CENTRAL BRANCH LIBRARY RENOVATIONS			205,000	700,000	-	-	905,000
EAST BRANCH LIBRARY RENOVATIONS			306,250	78,625	-	-	384,875
NORTH BRANCH LIBRARY RENOVATIONS			140,250	70,999	-	-	211,249
NORTHWEST BRANCH CIRCULATION DESK			62,500	-	-	-	62,500
NORTHWEST BRANCH LIBRARY RENOVATION			30,625	76,500	-	-	107,125
WEST BRANCH LIBRARY RENOVATIONS			135,250	76,500	-	-	211,750

04 PARKS & RECREATION

00234695 JETTA POINT/ROLLING HILLS	265,228	234,772	-	-	-	-	500,000
01904020 WAYSIDE PARK-BOAT FBIP GRANT	-	200,000	-	-	-	-	200,000
02004009 SOLDIERS CREEK OVERFLOW LOT	64,992	247,383	-	-	-	-	312,375
02104018 FORD F150 REG CAB 4X2 05241	-	27,181	-	-	-	-	27,181
02104023 FORD F150 REG CAB 4X2 06413	-	27,181	-	-	-	-	27,181
02104025 FORD F150 REG CAB 4X2 02144	-	27,181	-	-	-	-	27,181
02104033 SOFTBALL COMP EXERCISE EQUIP	-	40,000	-	-	-	-	40,000
02104034 ADA SITE ASSESSMENT LEISURE	18,440	81,560	-	-	-	-	100,000
02204029 F150 REG CAB 4X2 780117	-	27,672	-	-	-	-	27,672
02204041 WEKIVA PROPERTY ACQUISITION	-	8,478,069	-	-	-	-	8,478,069
20180561 SPORTS COMPLEX HUB SIGN	-	31,250	-	-	-	-	31,250
20180562 SPORTS COMP LANDSCP PLAN	-	25,000	-	-	-	-	25,000
20180563 MOORES STATION SIGNAGE	-	6,250	-	-	-	-	6,250
20180566 SPORTS COMP PARKING LOT	-	26,250	-	-	-	-	26,250
20180568 SISIS TURF SWEEP NEW19	-	40,714	-	-	-	-	40,714
20180569 SANDPRO 3040 NEW17	-	24,516	-	-	-	-	24,516

PROJECTS BY DEPT

DEPT - PROGRAM - PROJECT	LTD ACTUALS	FY22 BUDGET	FY23 FORECAST	FY24 FORECAST	FY25 FORECAST	FY26 FORECAST	TOTAL PROJECT COST
20180570 TORO SP EDGER ATTC NEW18	-	6,049	-	-	-	-	6,049
MIDWAY COMMUNITY CENTER - INTERIOIR PAINTING			8,125	-	-	-	8,125
MOORE STATION FIELD - CONCESSION FACILITIES			-	-	-	312,500	312,500
MOORE STATION FIELD - SHADE COVER			-	-	-	30,000	30,000
MOORE STATION FIELD- ADA PARKING			-	-	-	18,950	18,950
MOORE STATION FIELD- DRINKING FOUNTAINS			22,500	-	-	-	22,500
MOORE STATION FIELD- LIGHTING/SITE PARKING			158,175	-	-	-	158,175
MOORE STATION FIELD- NEW PAVILLION			81,250	-	-	-	81,250
MOORE STATION FIELD- PARKING LOT PAVING			-	-	-	153,151	153,151
MOORE STATION FIELD- PICNIC TABLES			12,000	-	-	-	12,000
MOORE STATION FIELD- SIDEWALKS			-	21,375	-	-	21,375
MOORE STATION FIELD- SOCCER FIELD RENOVATION			-	-	562,500	-	562,500
MOORE STATION FIELD- SPORTS LIGHTING			-	665,000	-	-	665,000
MUSEUM - BUGGY COLLECTION			35,000	35,000	35,000	35,000	140,000
MUSEUM - BUILDING 302 PROJECT			78,000	-	-	-	78,000
MUSEUM - COLLECTIONS ANEX			-	3,225,000	-	-	3,225,000
MUSEUM - ENTRANCE SIGN			-	-	-	62,500	62,500
MUSEUM - EVENTS AND MEETINGS ANNEX			-	-	-	187,500	187,500
MUSEUM - EXHIBITS GALLERY			-	-	-	1,687,500	1,687,500
MUSEUM - FRONT ENTRANCE ENHANCEMENTS			-	-	7,500	-	7,500
MUSEUM - IRRIGATION			17,625	-	-	-	17,625
MUSEUM - PAVILION			-	-	93,750	-	93,750
MUSEUM - POLE BARN			25,000	-	-	-	25,000
MUSEUM - PREHISTORY GALLERY			-	-	-	4,300,000	4,300,000
MUSEUM - STORAGE SHED			-	-	25,000	-	25,000
RED BUG LAKE PARK - SOFTBALL FIELDS			93,750	93,750	93,750	-	281,250
RED BUG LAKE PARK - AMERICA NINJA COURSE			-	-	50,000	-	50,000
RED BUG LAKE PARK - BOARDWALK			-	-	-	312,500	312,500
RED BUG LAKE PARK - PAVERS/TENNIS COURT			19,000	-	-	-	19,000
RED BUG LAKE PARK - PICKLEBALL COURTS			-	-	-	125,000	125,000
RED BUG LAKE PARK - SHADE COVER			-	100,000	50,000	-	150,000
RED BUG LAKE PARK - SPORTS LIGHTING			1,330,000	-	-	-	1,330,000
RED BUG LAKE PARK -HIKING/TRAILS			-	-	82,500	-	82,500
RED BUG LAKE PARK RENOVATION - ACQUIRE ADJACENT PROP			700,000	-	-	-	700,000
RED BUG LAKE PARK -VOLLEYBALL SHADE/SHOWER			-	31,250	-	-	31,250
SANLANDO PARK - BLEACHER STAND COVER			-	-	-	45,000	45,000
SANLANDO PARK - EXERCISE EQUIPMENT			39,178	-	-	-	39,178
SANLANDO PARK - FENCING/GATES			23,250	-	-	-	23,250
SANLANDO PARK - LIGHTING/SITE PARKING			-	-	-	173,438	173,438
SANLANDO PARK - SITE DRAINAGE AND SHELL TRAIL			-	-	62,500	-	62,500
SANLANDO PARK - SPORTS LIGHTING			-	-	748,125	-	748,125
SANLANDO PARK - STAFF BUILDING			-	-	-	1,875,000	1,875,000
SOFTBALL COMPLEX - FIRST AID STATION			-	-	-	31,250	31,250
SOFTBALL COMPLEX - RENOVATE CONCESSION			-	-	-	31,250	31,250
SOFTBALL COMPLEX - FENCING/GATES			-	-	84,000	84,000	168,000
SOFTBALL COMPLEX - PUBLIC RESTROOMS			-	-	156,250	-	156,250
SOFTBALL COMPLEX - SEATING			-	-	31,250	31,250	62,500
SOFTBALL COMPLEX - SOFTBALL FIELD FENCES			18,600	18,600	18,600	18,600	74,400
SOFTBALL COMPLEX - SOFTBALL FIELDS			-	93,750	187,500	187,500	468,750
SOFTBALL COMPLEX - SPORTS LIGHTING			831,250	-	-	-	831,250
SOFTBALL COMPLEX - TECHNOLOGY UPGRADE			-	62,500	-	-	62,500
SOFTBALL COMPLEX -LIGHTING/SITE PARKING			-	312,188	-	-	312,188
SOLDIERS CREEK PARK - ADDITIONAL PARKING LIGHTING			25,000	-	-	-	25,000
SOLDIERS CREEK PARK - ADDITIONAL SIDEWALK			25,000	-	-	-	25,000
SOLDIERS CREEK PARK - ASPHALT OVERFLOW PARKING			-	-	50,000	-	50,000
SOLDIERS CREEK PARK - BLEACHERS/SCOREBOARD			-	45,000	-	-	45,000
SOLDIERS CREEK PARK - EXERCISE EQUIPMENT			-	-	-	39,178	39,178

PROJECTS BY DEPT

DEPT - PROGRAM - PROJECT	LTD ACTUALS	FY22 BUDGET	FY23 FORECAST	FY24 FORECAST	FY25 FORECAST	FY26 FORECAST	TOTAL PROJECT COST
SPORT COMPLEX - NEW TURF			3,750,000	-	-	-	3,750,000
SPORT COMPLEX - PAVE OVERFLOW LOT			575,000	-	-	-	575,000
SPORT COMPLEX - TURF REPLACEMENT			-	4,250,000	5,312,500	-	9,562,500
SPORTS COMPLEX - EXERCISE EQUIPMENT			-	-	-	40,000	40,000
SPORTS COMPLEX - DIGITAL VIDEO BOARDS			-	937,500	-	-	937,500
SPORTS COMPLEX - FENCE EQUIPMENT			343,310	-	-	-	343,310
SPORTS COMPLEX - FISHING PIER/PLATFORM			-	-	20,000	-	20,000
SPORTS COMPLEX - STORAGE UNITS			25,000	-	-	-	25,000
SPORTS COMPLEX - TOURNAMENT EQUIPMENT			-	-	-	10,000	10,000
SYLVAN LAKE - BOARDWALKS			-	-	312,500	-	312,500
SYLVAN LAKE - PUBLIC RESTROOMS			-	-	50,000	-	50,000
SYLVAN LAKE - RAIN SHELTER			-	-	31,250	-	31,250
SYLVAN LAKE - SOCCER FIELDS			93,750	93,750	93,750	93,750	375,000
SYLVAN LAKE - SPORTS LIGHTING			-	249,375	-	-	249,375
SYLVAN LAKE- BLEACHER COVER			-	-	-	45,000	45,000
SYLVAN LAKE- CONCESSION FACILITIES			-	-	-	312,500	312,500
SYLVAN LAKE- LIGHTING/SITE PARKING			-	-	124,875	-	124,875
SYLVAN LAKE- PICKLEBALL COURT			-	-	-	110,000	110,000
SYLVAN LAKE- VEHICULAR PARKING			-	220,500	-	-	220,500
04 LEISURE SERVICES DEPT Total	12,522,760	24,341,407	13,510,155	12,226,117	8,620,600	10,387,317	81,608,356

05 FIRE DEPT

05 EMERGENCY COMMUNICATIONS

00007132 CAD PROJECT - 12500	9,520	190,480	-	-	-	-	200,000
00007133 CAD PROJECT - 00112	872,417	36,928	-	-	-	-	909,345
02105001 PROQA LICENSES - CAD	-	30,000	-	-	-	-	30,000

05 EMS/FIRE/RESCUE

00006671 SPECIAL OPS TRAINING EQUIPMENT	237,317	78,161	75,000	75,000	75,000	75,000	990,478
00006890 THERMAL IMAGERS	99,650	25,000	25,000	25,000	25,000	25,000	349,650
00006947 STRETCHERS	407,928	95,000	95,000	100,000	100,000	100,000	1,397,928
00006948 LIFEPAK 15 EKG MONITOR/DEFIB	769,311	185,000	185,000	185,000	185,000	185,000	2,619,311
00007091 DEPT-WIDE HOSE REPLACEMENT PRC	339,814	115,185	75,000	75,000	75,000	75,000	1,130,000
00007092 PERSONAL PROTECT EQUIPMENT PPI	835,441	-	200,000	210,000	220,000	230,000	2,995,441
00007093 SAVE EQUIPMENT	93,988	30,000	15,000	15,000	15,000	15,000	258,988
00007115 FIRE FACILITIES SUSTAINMENT	970,506	529,494	-	-	-	-	1,500,000
00007166 EMS/MEDICATION VENDING MACHII	-	56,620	-	-	-	-	56,620
00008060 04551 FORD INTERCEPTOR	38,297	13,703	-	-	-	-	52,000
00008094 FITNESS EQUIPMENT REPLACEMENT	49,838	35,000	25,000	25,000	25,000	25,000	309,838
00276955 EMS TRUST FUND GRANT #C9057	-	85,854	-	-	-	-	85,854
00276956 EMS TRUST FUND GRANT #C0097	-	58,188	-	-	-	-	58,188
01785404 WINTER SPRG FIRE IMP FEE FS28	-	2,667,009	-	-	-	-	2,667,009
01905008 FORD F550 WOODS TRUCK-01374	157,455	6,545	-	-	-	-	164,000
01905011 FORD EXPLORER AWD-04126	43,296	6,775	-	-	-	-	50,071
01905018 PIERCE WATER TANKER-NEW	397,067	2,933	-	-	-	-	400,000
01907136 FIRE VENTILATION FANS	55,010	23,500	10,000	10,000	10,000	10,000	168,510
01907137 FIREFIGHTING WATER SUPPLY	2,384	11,235	-	-	-	-	13,619
02005006 MOBILE TRAINING SIM LAB	7,077	27,923	-	-	-	-	35,000
02005010 CAD GPS TRACKING DEPLOYMENT	-	30,000	-	-	-	-	30,000
02005012 FIRE STATION 39 SANFORD-LK MRY	589,145	6,901,368	-	-	-	-	7,490,513
02005016 FIRE STATION DRIVEWAY REPAIRS	237,929	62,071	-	-	-	-	300,000
02005017 FUEL TANK AT STATION 27	-	9,500	-	-	-	-	9,500
02005019 EXTRICATION TOOL REPLACEMENT	59,592	65,408	50,000	50,000	50,000	50,000	575,000
02005021 FIRE STATION 39 SANFORD-LK MRY	258,249	-	2,437,616	2,559,496	2,687,471	2,821,845	23,535,305

PROJECTS BY DEPT

DEPT - PROGRAM - PROJECT	LTD ACTUALS	FY22 BUDGET	FY23 FORECAST	FY24 FORECAST	FY25 FORECAST	FY26 FORECAST	TOTAL PROJECT COST
02005023 JDE TELESTAFF INTERFACE	-	46,000	-	-	-	-	46,000
02005027 FORD F550 REG 4X2 - 03958	295,188	4,812	-	-	-	-	300,000
02005028 FORD F550 REG 4X2 - 03959	295,188	4,812	-	-	-	-	350,000
02005029 FORD F150 EXT 4X2 - 05211	36,664	1,510	-	-	-	-	38,174
02005031 FORD F150 EXT 4X2 - 04551	36,578	1,596	-	-	-	-	38,174
02005032 PIERCE FIRE ENGINE - 780655	624,647	65,353	-	-	-	-	690,000
02005033 FORD F550 REG 4X2 - 04865	295,188	4,812	-	-	-	-	300,000
02005034 PIERCE FIRE ENGINE - 05208	615,818	74,182	-	-	-	-	690,000
02005035 PIERCE FIRE TANKER - 05316	4,120	425,880	-	-	-	-	430,000
02005039 SUTPHEN TOWER TRUCK - 100641	1,115,635	34,365	-	-	-	-	1,150,000
02005049 FIRE STATION 11 ALTAMONTE	4,641,516	889,460	-	-	-	-	5,530,976
02005050 STNRY GEN 1000KW - GEN057	369,582	8,353	-	-	-	-	377,935
02105002 PIERCE SHOT ENGINE 06070580	35,839	744,161	-	-	-	-	780,000
02105003 PIERCE ENGINE 04557	901,834	23,054	-	-	-	-	924,888
02105006 PIERCE TANKER 06070099	3,834	426,166	-	-	-	-	430,000
02105007 PIERCE TANKER 13 NEW6	3,977	426,023	-	-	-	-	430,000
02105008 FORD F550 RESCUE 03959	5,507	304,493	-	-	-	-	310,000
02105009 FORD F550 RESCUE 04865	5,507	304,493	-	-	-	-	310,000
02105010 FORD F550 RESCUE 05352	5,507	304,493	-	-	-	-	310,000
02105012 FORD F350 CREW CAB 4X4 50481	48,321	56,679	-	-	-	-	105,000
02105013 GENERATOR GEN023	-	48,059	-	-	-	-	48,059
02105014 GENERATOR GEN024	-	52,910	-	-	-	-	52,910
02105015 GENERATOR GEN025	-	52,910	-	-	-	-	52,910
02105016 GENERATOR GEN026	-	48,059	-	-	-	-	48,059
02105017 GENERATOR GEN075	-	49,500	-	-	-	-	49,500
02105018 GENERATOR GEN084	-	49,500	-	-	-	-	49,500
02105019 FORD F150 EXT CAB 4X4 780270	30,305	11,695	-	-	-	-	42,000
02105020 FORD F150 EXT CAB 4X4 07362	30,305	11,695	-	-	-	-	42,000
02105021 FORD F150 EXT CB 4X4 06070129	30,305	11,695	-	-	-	-	42,000
02105022 FORD F150 EXT CB 4X2 06070131	28,399	10,601	-	-	-	-	39,000
02105023 FORD F150 EXT CB 4X2 06070119	28,399	10,601	-	-	-	-	39,000
02105024 FORD F150 EXT CAB 4X2 780330	28,399	10,601	-	-	-	-	39,000
02105025 FORD F150 EXT CAB 4X2 780546	28,399	10,601	-	-	-	-	39,000
02105026 FORD F150 EXT CAB 4X2 780549	28,322	10,678	-	-	-	-	39,000
02105027 FORD F150 EXT CAB 4X2 780552	28,399	10,601	-	-	-	-	39,000
02105028 FORD F150 EXT CAB 4X2 02951	28,399	10,601	-	-	-	-	39,000
02105029 FORD F150 EXT CAB 4X2 05284	28,399	10,601	-	-	-	-	39,000
02105036 CARGO TRAILER 00894	-	30,000	-	-	-	-	30,000
02105037 CARGO TRAILER 00895	-	30,000	-	-	-	-	30,000
02105038 CARGO TRAILER 04363	-	30,000	-	-	-	-	30,000
02105040 EMS EQUIPMENT ALLOCATION	-	100,000	50,000	50,000	50,000	50,000	550,000
02105043 PS TRAX MODULES	32,400	17,600	-	-	-	-	50,000
02105045 SCBA REPLACEMENT	2,153,235	346,765	-	-	-	-	5,800,000
02105046 FIRE DEPT STRATEGIC PLAN	-	100,000	-	-	-	-	100,000
02105049 GENERATOR GEN034	-	48,059	-	-	-	-	48,059
02105050 FORD F150 EXT CAB 4X4 100644	-	42,000	-	-	-	-	42,000
02105051 FORD F150 EXT CAB 4X2 100645	28,399	10,601	-	-	-	-	39,000
02105052 CARGO TRAILER 100667	-	10,000	-	-	-	-	10,000
02105053 RESCUE F.S. 39 - NEW	11,802	328,198	-	-	-	-	340,000
02105054 ENGINE F.S. 39 - NEW	36,418	703,582	-	-	-	-	740,000
02105055 TOWER F.S. 39 - NEW	20,673	1,659,327	-	-	-	-	1,680,000
02105062 CARES PROVIDER RELIEF #3	17,302	18,451	-	-	-	-	35,753
02105063 FIRE STATION 25 CASSELBERRY	-	4,921,645	-	-	-	-	4,921,645
02105064 FIRE STATION 25 CASSELBERRY	-	1,493,368	-	-	-	-	1,493,368
02105065 2020 SHSGP-FIRE-HAZMAT	-	14,870	-	-	-	-	14,870
02105066 FEMA 2020 AFG GRANT - EQUIP	-	782,727	-	-	-	-	782,727
02105067 FEMA 2020 AFG GRANT - MATCH	-	78,273	-	-	-	-	78,273

PROJECTS BY DEPT

DEPT - PROGRAM - PROJECT	LTD ACTUALS	FY22 BUDGET	FY23 FORECAST	FY24 FORECAST	FY25 FORECAST	FY26 FORECAST	TOTAL PROJECT COST
02205003 FIRE STATION 23 LAND	-	750,000	-	-	-	-	750,000
02205006 FS INDIVIDUAL RESTROOMS 12	-	200,000	200,000	200,000	200,000	200,000	1,200,000
02205008 FIRE STATION 24 REDESIGN/REMOD	-	500,000	-	-	-	-	500,000
02205009 FIRE STATION 42 BAY EXTENSION	-	750,000	-	-	-	-	750,000
02205011 FS APRON/APPARATUS BAY REPAIR	-	150,000	-	-	-	-	150,000
02205021 F150 CREW CAB 4X4 XLT 100646	-	55,000	-	-	-	-	55,000
02205022 BT21 BOAT REFURBISH 100651	-	16,000	-	-	-	-	16,000
02205023 ENCLOSED TRAILER 04137	-	30,000	-	-	-	-	30,000
02205024 F150 CREW CAB 4X4 XLT 06070121	-	55,000	-	-	-	-	55,000
02205025 TRANSIT T350 PASS VAN 06070130	-	45,000	-	-	-	-	45,000
02205027 PIERCE ENGINE 06944	-	710,000	-	-	-	-	710,000
02205029 F550 REG CAB 4X4 FLATBED 07171	-	83,520	-	-	-	-	83,520
02205030 F250 CREW CAB 4X4 07363	-	62,000	-	-	-	-	62,000
02205031 F150 EXT CAB 4X4 07407	-	42,000	-	-	-	-	42,000
02205032 PIERCE REHAB 1 07478 REHAB	-	950,000	-	-	-	-	950,000
02205033 F550 RESCUE 47102	-	315,000	-	-	-	-	315,000
02205034 F550 RESCUE 48546	-	315,000	-	-	-	-	315,000
02205035 F350 CREW CAB 4X4 50482	-	115,000	-	-	-	-	115,000
02205037 F550 WOODS TRUCK 780429	-	195,000	-	-	-	-	195,000
02205038 PIERCE QUINT 780672	-	1,010,000	-	-	-	-	1,010,000
02205039 GENERATOR REPLACEMENT 11200	-	154,530	-	-	-	-	154,530
02205044 PPE REPLACEMENT PROGRAM	-	515,447	-	-	-	-	515,447
02205045 RAPID DIVER/SWIMMER EQUIPMENT	-	45,000	-	-	-	-	45,000
02205048 DRONE PROGRAM ENHANCEMENT	-	30,000	25,000	25,000	25,000	25,000	255,000
02205049 EVERBRIDGE PAGING SYSTEM	-	10,000	-	-	-	-	10,000
02205050 PREDICTIVE ANALYTIC SOFTWARE	-	137,500	-	-	-	-	137,500
02205054 VIRTUAL REALITY TRAINING SYSTM	-	25,000	-	-	-	-	25,000
02205055 FIRE INVENTORY MGT SOFTWARE	-	11,000	-	-	-	-	11,000
02205057 MUTALINK AP & LICENSES (25) FD	-	22,400	-	-	-	-	22,400
02205060 SAFER PUBLIC SAFETY GRANT	-	7,321,470	-	-	-	-	7,321,470
02205062 PIERCE FIRE ENGINE - 54639	-	652,625	-	-	-	-	652,625
FIRE STATION 19 LAKE MARY/LONGWOOD	-	-	-	-	-	-	9,932,424
FIRE STATION 23 WINTER PARK RELOCATE	-	-	6,063,750	-	-	-	6,063,750
FIRE STATION 28 WINTER SPRINGS	-	-	-	7,426,179	3,575,299	-	11,001,479
FIRE STATION 35 SANFORD RELOCATE	-	-	-	-	-	-	9,552,101
FLEET REP FIRE	-	-	3,500,000	3,500,000	3,500,000	3,500,000	28,000,000

05 FIRE PREVENTION BUREAU

02005040 FORD F150 EXT 4X2 - 100642	36,325	1,849	-	-	-	-	38,174
02205015 F150 EXT CAB 4X4 NEW12	-	42,000	-	-	-	-	42,000

05 FIRE DEPT Total	18,526,263	42,033,295	13,031,366	14,530,676	10,817,770	7,386,845	160,606,367
---------------------------	-------------------	-------------------	-------------------	-------------------	-------------------	------------------	--------------------

06 COMMUNITY SERVICES DEPT

06 COUNTY ASSISTANCE PROGRAMS

02106004 ATTAINABLE HOUSING	-	1,000,000	-	-	-	-	1,000,000
02206001 NEIGHBORLY GRANT APP SOFTWARE	-	9,350	-	-	-	-	9,350
06670320 CARES - CRF - SHIP	2,686,345	109,000	-	-	-	-	2,795,345
06811617 HOMELESSNESS INITIATIVES	411,255	14,347	-	-	-	-	425,602

06 GRANT ASSISTANCE PROGRAMS

00276961 SHELTER PLUS CARE	3,113,315	624,371	-	-	-	-	3,737,686
00276971 NEIGHBOR STAB PROG GRANT ADMIN	687,591	494,453	-	-	-	-	1,182,043
00276973 NEIGHBOR STAB PROG-NSP3 ADMIN	987,306	777,608	-	-	-	-	1,764,914
00277009 BLOCK GRANT PROJECTS-FY16	1,079,141	89,533	-	-	-	-	1,168,674

PROJECTS BY DEPT

DEPT - PROGRAM - PROJECT	LTD ACTUALS	FY22 BUDGET	FY23 FORECAST	FY24 FORECAST	FY25 FORECAST	FY26 FORECAST	TOTAL PROJECT COST
00277015 PERMANENT SUPP HOUSING-GAP	45,145	15,760	-	-	-	-	60,905
00277016 HSN HOUSING STABILITY - HUD	6,243	29,214	-	-	-	-	35,457
00277017 HSN HOUSING STABILITY - DCF	-	21,922	-	-	-	-	21,922
01785378 HOME PROGRAM 15/16	423,717	86,081	-	-	-	-	509,798
02106003 NEXTGEN CASE MGMT SOFTWARE	-	10,000	-	-	-	-	10,000
02118006 FY2021 HOME-ARP	-	3,046,438	-	-	-	-	3,046,438
02206002 FASTRACK GRANT ARCHIVE STORAGE	-	55,500	-	-	-	-	55,500
06620320 CSBG COVID-19 GRANT	209,654	238,403	-	-	-	-	448,057
06622021 CSBG GRANT 20-21	15,827	262,089	-	-	-	-	277,916
06650320 CDBG-COVID-19	791,751	2,352,902	-	-	-	-	3,144,653
06651617 CDBG-BLOCK GRANT PROJECT 16/17	1,497,451	61,761	-	-	-	-	1,559,212
06651718 CDBG-BLOCK GRANT PROJECT 17/18	1,569,862	93,715	-	-	-	-	1,663,577
06651819 CDBG-BLOCK GRANT PROJECT 18/19	1,586,698	319,929	-	-	-	-	1,906,627
06651920 CDBG GRANT 19-20	1,620,907	309,332	-	-	-	-	1,930,238
06652021 CDBG GRANT 20-21	582,874	1,499,988	-	-	-	-	2,082,862
06652122 CDBG GRANT 21-22	-	2,197,718	-	-	-	-	2,197,718
06661617 HOME PROGRAM 16/17	385,067	116,613	-	-	-	-	501,680
06661718 HOME PROGRAM 17/18	265,297	231,457	-	-	-	-	496,754
06661819 HOME PROGRAM 18/19	400,481	337,807	-	-	-	-	738,287
06661920 HOME PROGRAM 19/20	210,897	530,195	-	-	-	-	741,092
06662021 HOME PROGRAM 20/21	87,353	713,005	-	-	-	-	800,358
06662122 HOME PROGRAM 21-22	-	840,533	-	-	-	-	840,533
06671920 SHIP AFFORDABLE HOUSING 19/20	961,278	202,806	-	-	-	-	1,164,084
06672021 SHIP AFFORDABLE HOUSING 20/21	512	755,938	-	-	-	-	756,450
06672122 SHIP AFFORDABLE HOUSING 21/22	52,339	3,382,786	-	-	-	-	3,435,125
06680320 ESG-COVID-19	739,618	1,000,103	-	-	-	-	1,739,721
06682021 EMERGENCY SHELTER GRANT 20/21	22,385	157,134	-	-	-	-	179,519
06682122 EMERGENCY SHELTER GRANT 21-22	-	179,519	-	-	-	-	179,519
06 COMMUNITY SERVICES DEPT Total	20,440,308	22,167,310	-	-	-	-	42,607,618

07 PUBLIC WORKS DEPT

07 CAPITAL PROJECTS DELIVERY

00006622 LAKE JESUP SLDRS CREEK RSF OPR	186,212	313,788	-	-	-	-	500,000
00008703 CUMBERLAND FARMS REMEDIATION	625,580	139,460	-	-	-	-	765,040
00014602 WYMORE RD IMPROVEMENTS	1,444,936	4,747,633	-	-	-	-	6,192,569
00015002 NEW OXFORD RD WIDENING	3,151,404	22,362,826	-	-	-	-	25,514,230
00015007 NEW OXFORD RD WIDENING	1,614,920	385,081	-	-	-	-	2,000,001
00187766 CROSS SEM TRL MISSING LINK 419	997,799	73,747	-	-	-	-	1,071,546
00191684 ORANOLE RD DRAINAGE IMPROVEM	149,756	671,124	-	-	-	-	820,880
00191685 ORANOLE RD DRAINAGE IMPROVEM	42,900	57,100	-	-	-	-	100,000
00192948 ORANOLE RD SIDEWALKS	190,685	51,919	-	-	-	-	242,605
00192957 EASTBROOK ELEMENTARY SIDEWALK	17,597	-	-	-	-	-	317,597
00198112 CR 46A CAPACITY IMPV (ORANGE)	-	29,400	-	-	-	-	29,400
00205206 SR426/CR419 WIDEN PHASE 2	11,695,973	361,845	-	-	-	-	12,057,818
00205207 ALTAMONTE CITY COUNTY SHARED F	-	2,000,000	-	-	-	-	2,000,000
00205749 MAST ARM CONVERSION ON 17-92	1,941,961	1,058,128	-	-	-	-	3,000,089
00205750 US17-92 PED OP STAIRWELLS	165,386	640,330	-	-	-	-	805,716
00207304 FALLEN HEROES MEMORIAL	263,311	30	-	-	-	-	263,341
00251403 RAIL RELATED TRANSIT	1,370,097	6,510	-	-	-	-	1,376,606
00265503 US17-92/5 POINTS ROADWAY	8,135,682	2,864,856	-	-	-	-	11,000,538
00285002 LAKE HODGE OUTFALL	-	90,000	-	-	-	-	90,000
01785134 LK MARY BLVD INT 4 LOCATIONS	563,752	1,051,257	-	-	-	-	1,615,008
01785136 SR 434 at Mitchell Hammock Rd	406,239	1,541,663	-	-	-	-	1,947,901
01785139 SR 436 Multimodal Imp-Altamont	1,466,000	200,000	-	-	-	-	1,666,000
01785140 SR436 MULTIMODAL IMP - CASS	244,345	1,500,000	1,500,000	1,772,500	-	-	5,016,845

PROJECTS BY DEPT

DEPT - PROGRAM - PROJECT	LTD ACTUALS	FY22 BUDGET	FY23 FORECAST	FY24 FORECAST	FY25 FORECAST	FY26 FORECAST	TOTAL PROJECT COST
01785142 RINEHART RD INTER IMP	187,540	1,137,460	662,500	662,500	-	-	2,650,000
01785145 SR434 WIDENING	265,196	1,778,386	3,000,000	-	-	-	5,043,582
01785146 SLAVIA RD CAPACITY IMP	774,711	3,205,856	5,000,000	-	-	-	8,980,567
01785147 SR434/SAND LK RD INT IMP	1,159,099	866,174	-	-	-	-	2,025,274
01785149 ALTAMONTE SUNRAIL BIKE/PED IMP	393,754	4,565,198	-	-	-	-	4,958,951
01785150 SR434 AT CR427 INTER IMP	75,935	171,734	-	-	-	-	247,670
01785169 NEW TRAFFIC SIGNAL CABINETS	1,968,039	721,150	500,000	500,000	500,000	500,000	4,689,189
01785176 PARENT-ARTERIAL RESURFACING	385,329	-	3,400,000	3,400,000	3,400,000	3,400,000	13,985,329
01785204 W Airport Blvd Pavement	3,118	556,883	-	-	-	-	560,000
01785216 RESURFACING-LOCAL ROADS	16,116,114	5,155,040	4,280,000	4,280,000	4,280,000	3,400,000	37,511,154
01785222 PAVEMENT MGMT TESTING & INSP	834,573	474,742	225,000	225,000	225,000	225,000	2,209,315
01785224 ASSET MGMT INSP & INV	458,096	533,213	225,000	225,000	225,000	225,000	1,891,309
01785240 PIPE LINING AND INSPECTIONS	9,409,639	2,294,913	700,000	700,000	700,000	700,000	14,504,552
01785244 W AIRPORT BLVD SIDEWALKS	1,110,634	769,524	-	-	-	-	1,880,157
01785248 OLD LK MARY RD SIDEWALKS	79,063	196,150	-	-	-	-	275,213
01785254 LK HAYES RD SIDEWALKS	72,893	233,337	-	-	-	-	306,230
01785255 CARRIGAN AVE SIDEWALK	11,769	687,815	-	-	-	-	699,585
01785257 VIRGINIA AVE SIDEWALKS	91,316	160,077	-	-	-	-	251,393
01785258 HILLVIEW DR SIDEWALK-DRAINAGE	117	799,900	-	-	-	-	800,017
01785259 SANLANDO ESTATES SIDEWALKS	25,732	401,972	-	-	-	-	427,704
01785260 GOLDIE MANOR AREA SIDEWALKS	156,327	869,307	-	-	-	-	1,025,635
01785264 E HILLCREST ST SIDEWALKS	47,250	79,657	-	-	-	-	126,906
01785265 E ORANGE ST SIDEWALK	48,449	127,289	-	-	-	-	175,738
01785268 LONGWOOD HILLS RD SIDEWALKS	2,309	12,691	378,000	-	-	-	393,000
01785272 RIVERVIEW AVE SIDEWALK	233,324	832,914	-	-	-	-	1,066,238
01785278 CARLTON ST SIDEWALKS	255,673	42,071	-	-	-	-	297,744
01785283 NORTHWESTERN/LITTLE WEK BRIDGI	290,952	2,822,346	-	-	-	-	3,113,298
01785286 LK HOWELL/HOWELL CRK BRIDGE	682,721	2,250,957	-	-	-	-	2,933,679
01785297 MINOR ROADWAY PROJECTS->\$50,00	929,292	23,007	-	-	-	-	952,298
01785300 RED BUG LAKE RD TURN EXTENSION	29,494	1,617,497	-	-	-	-	1,646,992
01785303 ORANGE BLVD (CR431) SAFETY	6,878,816	13,762,242	7,603,856	-	-	-	28,244,914
01785315 VARIOUS COUNTY TRAILS PROJECTS	-	102,000	-	-	-	-	102,000
01785316 EE WILLIAMSON RD TRAIL CONNECT	1,101,803	9,256,050	-	-	-	-	10,357,853
01785318 E SEMINOLE UNPAVED TRAILS	629,345	318,280	-	-	-	-	947,625
01785335 ECON BASIN DRAINAGE EVAL	73,313	1,350,307	-	-	-	-	1,423,620
01785340 ECON BSN L CRESCENT DRAIN EVAL	92,943	368,205	-	-	-	-	461,148
01785350 CELERY/MELLONVILLE TRAIL LOOP	601,753	4,333,417	-	-	-	-	4,935,170
01785374 SIDEWALK REHAB PARENT	838,947	83,165	-	-	-	-	922,111
01785376 WEKIVA BASIN TMDL	221,493	832,718	-	-	-	-	1,054,210
01785383 RIVERBEND PLACEMAKING PROJECT	6,621	23,379	-	-	-	-	30,000
01785407 MAIN STREET SIDEWALK	-	575,000	-	-	-	-	575,000
01785408 SR426/CR419 WIDEN-PHASE 3	-	-	-	1,000,000	-	-	1,000,000
01785431 HIBISCUS LN STORMWATER PUMP	99,165	246,025	-	-	-	-	345,191
01785433 CECILIA DR BAFFLE BOXES	-	450,000	-	-	-	-	450,000
01785434 ALTON DR STORMWATER POND MOI	140,603	325,140	-	-	-	-	465,742
01785443 TANGLEWOOD DRAINAGE IMPROVEI	240,601	593,314	-	-	-	-	833,915
01785444 ADA REPLACEMENT PAVMT MGMT	1,973,325	816,377	400,000	400,000	400,000	400,000	4,389,702
01785446 I-4 TRAIL OVERPASS REPAIR	82,433	434,628	-	-	-	-	517,060
01785447 ANNUAL BRIDGE/TUNNEL REP/REPL/	3,525,991	1,456,956	500,000	500,000	500,000	500,000	6,982,946
01785450 AIRPORT BLVD INT IMP	1,067	200,000	-	-	-	-	201,067
01785468 SR436@HOWELL BRANCH INTERSECT	13,057	150,000	-	-	-	-	163,057
01785470 SR 436 @ BALMY BEACH MAST ARM	45,003	481,442	-	-	-	-	526,446
01785479 SIDEWALK REPAIRS-STORMWATER	4,184,488	1,629,195	1,000,000	1,000,000	1,000,000	1,000,000	9,813,683
01785486 PROJECT MANAGEMENT (GEC)	1,411,940	2,530,342	1,000,000	1,000,000	1,000,000	1,000,000	7,942,283
01785487 TRANS MASTER PLAN-EAST SIDE	-	250,000	-	-	-	-	250,000
01785488 CRANE STRAND CANAL CULVERT REP	65,527	292,413	-	-	-	-	357,941
01785489 ENGINEERING CAPITALIZATION	-	5,083,305	-	-	-	-	5,083,305

PROJECTS BY DEPT

DEPT - PROGRAM - PROJECT	LTD ACTUALS	FY22 BUDGET	FY23 FORECAST	FY24 FORECAST	FY25 FORECAST	FY26 FORECAST	TOTAL PROJECT COST
01785562 BRIDGE INSPECTIONS	275,236	180,204	80,000	80,000	80,000	80,000	775,440
01785572 MINOR ROADWAY PROJECTS	1,504,484	695,483	500,000	500,000	-	-	3,199,966
01785962 JUVENILE ASSESSMENT CENTER	-	3,010,000	-	-	-	-	3,010,000
01785963 JUVENILE ASMNT CENTER	764,473	235,527	-	-	-	-	1,000,000
01785964 JUVENILE ASMNT CENTER	299,102	1,695,323	-	-	-	-	1,994,425
01901019 5 POINTS DEVELOPMENT PROJECT	1,171,808	3,958,807	-	-	-	-	5,130,615
01907040 W SR 46 FIBER UPGRADE (PHASE 1	-	200,000	-	-	-	-	200,000
01907048 TRAFFIC VIDEO WALL UPGRADE	-	100,000	-	-	-	-	100,000
01907056 SR436@PEARL CAUSEWAY MAST ARI	45,133	361,332	-	-	-	-	406,464
01907060 MAGNOLIA ST SIDEWALKS	14,131	57,000	-	-	-	-	71,131
01907062 CITRUS & HIGHLAND ST SIDEWALKS	33,342	1,458,809	-	-	-	-	1,492,152
01907066 SPRING VALLEY FARMS OUTFALLS	151,738	717,020	-	-	-	-	868,758
01907068 MULLET LK PK RD DRAINAGE HMGP	607,061	1,840,711	-	-	-	-	2,447,772
01907077 MIDWAY DRAINAGE IMPROVEMENT:	23,951	2,979,479	3,000,000	3,000,000	3,000,000	2,000,000	14,003,431
01907084 NORTH ST CORRIDOR IMP	319,956	10,667,304	2,615,000	7,100,020	-	-	20,702,280
02001728 SAND LK TO E BRANTLY TURN LANE	101,117	68,883	-	-	-	-	170,000
02007013 PWR CORR TRL SR434-SHEPARD RD	75,814	1,394,051	-	-	-	-	1,469,865
02007015 PED AND BIKE OVERPASSES	203,542	1,327,697	-	-	-	-	1,531,239
02007020 ROLLING HILLS MULTIPURPOSE TRL	144,478	3,867,120	-	-	-	-	4,011,598
02007021 SOLDIERS CRK OFF-ROAD BIKE TRL	-	10,000	-	-	-	-	10,000
02007022 MARKHAM TRAILHEAD-BIKE AREA	-	130,000	-	-	-	-	130,000
02007027 WEKIVA SPRINGS RD - INT IMPS	194,314	1,943,841	-	-	-	-	2,138,155
02007092 HILLVIEW DR DRAINAGE RSF	1,027,316	2,512,166	-	-	-	-	3,539,482
02007094 DIRT ROAD PAVING PROGRAM	24,034	979,405	1,000,000	1,000,000	1,000,000	1,000,000	5,003,440
02007096 GRACE LK OUTFALL	29,567	729,576	-	-	-	-	759,143
02007098 JESUP BASIN-BAFFLE BOX-LOTW	91,640	243,560	-	-	-	-	335,200
02007099 LK EMMA/LONGWOOD HILLS STUDY	40,687	281,765	-	-	-	-	322,452
02007101 MILLER RD CULVT DRAINAGE HMGP	143,267	873,941	-	-	-	-	1,017,207
02007102 NEBRASKA AVE BRIDGE DRAIN HMGI	134,379	833,163	-	-	-	-	967,543
02007104 NOLAN RD CHANNEL DRAINAGE HMI	190,342	1,060,082	-	-	-	-	1,250,424
02007106 OREGON/MICHIGAN ST DRAINAGE	154,617	617,953	-	-	-	-	772,570
02007107 PEDESTRIAN/TRAIL BRIDGES REHAB	-	100,000	-	-	-	-	100,000
02007111 SMITH CANAL/MONROE BASIN STUD	225,302	551,021	-	-	-	-	776,323
02007124 WILLOW AVE-ALHAMBRA DRAIN HM	132,741	1,000,790	-	-	-	-	1,133,531
02007160 CROSS SEM TRL MISSING LINK 419	346,204	40,169	-	-	-	-	386,373
02107059 RED CLEVELAND BLVD RESURFACING	-	540,000	-	-	-	-	540,000
02107062 HARMONY HOMES SUBDIV SIDEWAL	17,174	422,286	-	-	-	-	439,460
02107063 FOREST LAKE DR SIDEWALK	15,640	221,600	-	-	-	-	237,240
02107066 LK MRY BL-SUN DR INTERSECTION	117	469,650	-	-	-	-	469,767
02107073 SPRING VALLEY FARMS DRAINS	13,034	371,966	-	-	-	-	385,000
02107075 HOWARD BLVD SIDEWALK	11,701	373,475	-	-	-	-	385,176
02107077 NARCISSUS AVE ROADWAY IMPROV	62,382	2,499,688	-	-	-	-	2,562,069
02107078 S. SANFORD AVE INTERMODAL	34,686	1,965,314	-	-	-	-	2,000,000
02107079 CR 419 AT SNOWHILL INTERSCETIO	24,958	568,616	-	-	-	-	593,575
02107081 CR427@ E LAKE MARY RD SIGNAL	-	400,000	-	-	-	-	400,000
02107082 SR 434 @ SAND LAKE RD SIGNAL	-	400,000	-	-	-	-	400,000
02107085 5 POINTS DEV - COURT ANNEX	5,043,302	36,825,698	-	-	-	-	41,869,000
02107086 5 POINTS DEV - CJC RENOVATION	-	93,674	-	-	-	-	93,674
02107087 5 POINTS DEV - PARKING GARAGE	1,538,635	11,525,044	-	-	-	-	13,063,679
02107088 5 POINTS DEV - ENERGY PLANT	1,979,865	14,693,782	-	-	-	-	16,673,647
02107093 PINE LAKE BAFFLE BOXES	169	114,848	-	-	-	-	115,017
02107094 OXFORD RD SIDEWALK	68,237	509,021	-	-	-	-	577,259
02107095 SUNRAIL TRANSITION STUDY 10103	446,536	654,782	-	-	-	-	1,101,318
02107096 ENERGY EFFICIENT PLAN DEVELOPM	16,341	183,659	-	-	-	-	200,000
02107099 WHITCOMB DRAINAGE IMPROVEME	-	1,300,000	865,413	-	-	-	2,165,413
02107101 LAKE MARY BLVD INTER IMPROVE	808,619	1,759,425	-	-	-	-	2,568,044
02107102 RED BUG LK RD TURN LANE EXT	51,008	304,992	-	-	-	-	356,000

PROJECTS BY DEPT

DEPT - PROGRAM - PROJECT	LTD ACTUALS	FY22 BUDGET	FY23 FORECAST	FY24 FORECAST	FY25 FORECAST	FY26 FORECAST	TOTAL PROJECT COST
02107103 RED BUG LAKE AT MIKLER RD	-	292,500	-	-	-	-	292,500
02207068 MAINTSTAR SOFTWARE UPDATE	-	412,500	-	-	-	-	412,500
02207069 CONCURRENCY APPLICATION REPLAC	-	17,500	-	-	-	-	17,500
02207078 TRANS MAST PLAN 5YR UPDATE	-	750,000	-	-	-	-	750,000
02207079 4TH GEN REF PREPARATION PLAN	-	500,000	-	-	-	-	500,000
02207081 ORANOLE/LINNEAL BEACH SIDEWALI	-	245,000	-	-	-	-	245,000
02207083 ACCESS ROAD/FS #39	-	1,817,000	-	-	-	-	1,817,000
02207084 SLAVIA RD EXTENSION/SR 426-SR4	-	600,000	-	-	-	-	600,000
02207085 LK MARY BLVD 2022 RESURFACING	-	1,500,000	-	-	-	-	1,500,000
02207086 N RONALD REAGAN/CR427 2022 PAV	-	1,400,000	-	-	-	-	1,400,000
02207087 LAKE DR/SEMINOLA-E LAKE PAVING	-	500,000	-	-	-	-	500,000
02207090 RESERVOIR LK OUTFALL CANAL	-	267,980	268,000	-	-	-	535,980
02207091 NUTRIENT STUDY/LK MILLS & SURR	-	300,000	-	-	-	-	300,000
02207092 BEAR GULLY MODEL UPDATE STUDY	-	25,000	-	-	-	-	25,000
02207093 HOWELL CREEK EROSION ASSESS	-	70,000	-	-	-	-	70,000
02207094 BASIN STUDIES/E COUNTY BASINS	-	2,291,250	-	-	-	-	2,291,250
02207095 USGS MONITORING PROG -3RD GEN	-	83,500	-	-	-	-	83,500
02207096 DEER RUN SUB - E CULVERT REP	-	280,000	-	-	-	-	280,000
02207097 WOODLAND II SUB/OUTFALL REP	-	360,000	-	-	-	-	360,000
02207099 LITTLE WEKIVA RIVER REST PROJ	54,857	104,000	-	-	-	-	158,857
02207100 EAST LAKE MARY AT OHIO MAST AR	-	400,000	-	-	-	-	400,000
02207101 OLIVER RD RESURFACING PROJECT	-	240,000	-	-	-	-	240,000
02207103 NORTHWSTRN/BRIDGE-ALTAMONTE	-	175,144	-	-	-	-	175,144
99999906 PROGRAM MANAGEMENT (GEC)	7,817,429	4,457,968	3,200,000	3,200,000	3,200,000	3,200,000	25,075,397

07 ENGINEERING PROF SUPPORT

01907097 MULLET LK PK RD DRAINAGE HMGP	112,500	43,812	-	-	-	-	156,312
02007153 HMGP GRANT - MILLER ROAD	195,130	15,902	-	-	-	-	211,031
02007154 HMGP GRANT-WILLOW AVE	135,416	22,646	-	-	-	-	158,062
02007155 HMGP GRANT-NOLAN ROAD	211,908	14,127	-	-	-	-	226,035
02007156 HMGP GRANT-OLIVER ROAD	29,723	3,882	-	-	-	-	33,605
02007157 HMGP GRANT-NEBRASKA AVE	75,134	62,509	-	-	-	-	137,644
02007158 HMGP GRANT-HILLVIEW DR	257,049	222,314	-	-	-	-	479,363
02107092 SR434 ROUNDABOUTS LAP AGMT	935,291	1,165,651	-	-	-	-	2,100,942

07 FACILITIES

00007083 LEISURE PLANNED WORK 00100	1,433,124	775,290	100,000	100,000	100,000	100,000	3,108,414
00007084 GENERAL GOVT PLANNED WRK 0010	2,567,449	376,861	100,000	100,000	100,000	100,000	3,844,310
00007086 WATER SEWER PLANNED WORK 4010	277,858	59,690	100,000	100,000	100,000	100,000	1,237,548
00007087 FIRE DEPT PLANNED WORK 11200	396,805	302,956	75,000	75,000	75,000	75,000	1,374,761
00007088 SOLID WASTE PLANNED WORK 4020	224,877	410,868	100,000	100,000	100,000	100,000	1,535,745
00045205 COURTHOUSE RENOVATIONS	212,083	259,853	-	-	-	-	471,936
00243114 SANFORD HEALTH DEPT RENOVATIO	168,229	106,771	-	-	-	-	275,000
01902004 CONSTITUTIONAL PLAN WORK 00100	663,396	319,424	-	-	-	-	982,820
01907116 TRAN TRUST PLANNED WORK 10101	109,441	204,070	-	-	-	-	313,511
02101001 FORD TRAN T250 CR VAN 6070502	-	31,977	-	-	-	-	31,977
02107004 GENERAC GENERATOR KW500 GENO	-	178,985	-	-	-	-	178,985
02107005 FORD TRAN T250 CARGO VAN 05207	-	31,977	-	-	-	-	31,977
02107006 FORD TRAN T250 CARGO VAN 06456	-	31,977	-	-	-	-	31,977
02107007 FORD TRAN T250 CARG VAN 780237	-	31,977	-	-	-	-	31,977
02207001 JAIL- BOILER REPLACEMENT	-	247,327	-	-	-	-	247,327
02207002 TRANSIT T250 CARGO VAN 05148	-	33,985	-	-	-	-	33,985
02207004 TRANSIT T250 CARGO VAN 07460	-	33,985	-	-	-	-	33,985
02207006 F350 REG CAB STAKE-DUMP 23114	-	55,185	-	-	-	-	55,185
02207007 GENERATOR REPLACEMENT 00100	-	408,114	-	-	-	-	408,114
20180564 ROOF-MENTAL HEALTH-SANFD	-	158,760	-	-	-	-	158,760

PROJECTS BY DEPT

DEPT - PROGRAM - PROJECT	LTD ACTUALS	FY22 BUDGET	FY23 FORECAST	FY24 FORECAST	FY25 FORECAST	FY26 FORECAST	TOTAL PROJECT COST
20180565 HEALTH DEPT PARKING REPV	-	126,236	-	-	-	-	126,236
20180567 HEALTH DEPT HVAC-AIRPORT	-	22,807	-	-	-	-	22,807
07 FLEET MANAGEMENT							
02007004 FLEET MANAGEMENT SOFTWARE	-	160,000	-	-	-	-	160,000
02007150 FLEET REPLACEMENT & CONT 00109	-	100,000	-	-	-	-	100,000
02107002 FORD F450 GENERATR TRUCK 17220	-	63,638	-	-	-	-	63,638
02107056 GENERATOR LOAD BANK 780331	-	86,679	-	-	-	-	86,679
02207009 F450 EXT CAB GENERAT TRK 00406	-	67,193	-	-	-	-	67,193
02207010 F350 EXT CAB 4X4 UTILITY 01352	-	73,518	-	-	-	-	73,518
02207011 F350 EXT CAB 4X4 UTILITY 01356	-	60,765	-	-	-	-	60,765
02207012 ARI HETRA 4 COL MOB LIFT 05215	-	40,097	-	-	-	-	40,097
02207013 ASCO PORTABLE LOAD BANK 780331	-	9,689	-	-	-	-	9,689
FLEET REP GENERAL FUND			1,100,000	1,100,000	1,100,000	500,000	6,062,816
07 MOSQUITO CONTROL							
00077434 MOSQUITO CONTROL GRANT	195,993	56,269	-	-	-	-	252,262
02207014 F350 REG CAB 4X4 FLATBED NEW21	-	49,707	-	-	-	-	49,707
02207017 F150 EXT CAB 4X4 780140	-	39,718	-	-	-	-	39,718
07 PUBLIC WORKS BUSINESS OFFIC							
02207098 TCEA TRAN CONCURY EXCEPN STUDY	-	100,000	-	-	-	-	100,000
07 ROADS & STORMWATER							
02107010 JD EXCAVATOR 75G 01119	-	383,001	-	-	-	-	383,001
02107012 CAT GRADER 120 02004	258,898	24,483	-	-	-	-	283,381
02107015 FORD F750 CREW DUMP 04521	-	124,094	-	-	-	-	124,094
02107016 FORD F750 CREW DUMP 04522	-	124,094	-	-	-	-	124,094
02107045 THOMPSON 6" MOBIL PUMP 23529	57,093	1,900	-	-	-	-	58,993
02207023 F550 EXT CAB HERBICD TRK 02885	-	70,000	-	-	-	-	70,000
02207024 F250 CREW CAB 4X4 04848	-	42,581	-	-	-	-	42,581
02207025 F250 CREW CAB 4X4 04849	-	42,581	-	-	-	-	42,581
02207026 F150 EXT CAB 4X4 06070324	-	33,565	-	-	-	-	33,565
02207027 THOMP 6" MOBILE PUMP 06070345	-	59,948	-	-	-	-	59,948
02207029 F150 EXT CAB 4x4 01104	-	32,621	-	-	-	-	32,621
02207030 JOHN DEERE LOADER 644L 01122	-	281,057	-	-	-	-	281,057
02207031 CAT MINI EXCAVATOR 304E2 02883	-	68,978	-	-	-	-	68,978
02207032 INTERNATIONAL DUMP TRUCK 04496	-	125,742	-	-	-	-	125,742
02207034 F250 CREW CAB 4X4 06070287	-	37,624	-	-	-	-	37,624
02207035 CAT MINI EXCAV 305 E2 06070532	-	82,934	-	-	-	-	82,934
02207036 F250 CREW CAB 4X4 06536	-	37,624	-	-	-	-	37,624
02207037 F250 CREW CAB 4X4 06541	-	37,624	-	-	-	-	37,624
02207038 CAT MINI EXCAVATOR 304E2 06831	-	58,417	-	-	-	-	58,417
02207039 F250 CREW CAB 4X4 07195	-	38,354	-	-	-	-	38,354
02207040 CAT LOAD SKIDSTEER 289D 07364	-	89,835	-	-	-	-	89,835
02207041 CAT LOAD SKIDSTEER 289D 07365	-	96,834	-	-	-	-	96,834
02207042 CAT LOAD SKIDSTEER 289D 07366	-	100,483	-	-	-	-	100,483
02207043 TRAILKING TRAILER 07447	-	19,397	-	-	-	-	19,397
02207044 CATERPILLAR GRADER 120 23084	-	269,327	-	-	-	-	269,327
02207045 BROCE SWEEPER 23509	-	42,210	-	-	-	-	42,210
02207046 JOHN DEERE TRACTOR 4X4 23580	-	57,586	-	-	-	-	57,586
02207047 FINN SHREDDER 14460	-	36,558	-	-	-	-	36,558
02207048 INTERNL ROAD TRACTOR 01326	-	125,386	-	-	-	-	125,386
02207049 F750 CREW DUMP 02073	-	124,546	-	-	-	-	124,546
02207050 FORD DUMP TRUCK 02902	-	125,742	-	-	-	-	125,742

PROJECTS BY DEPT

DEPT - PROGRAM - PROJECT	LTD ACTUALS	FY22 BUDGET	FY23 FORECAST	FY24 FORECAST	FY25 FORECAST	FY26 FORECAST	TOTAL PROJECT COST
02207051 JOHN DEERE LOADER 644L 04494	-	281,057	-	-	-	-	281,057
02207052 F750 CREW DUMP 04642	-	124,546	-	-	-	-	124,546
02207053 TRAILER 05222	-	96,596	-	-	-	-	96,596
02207054 F750 CREW DUMP 05273	-	124,546	-	-	-	-	124,546
02207055 TRAILER 07437	-	37,020	-	-	-	-	37,020
02207056 JOHN DEERE TRACTOR 4x4 18930	-	57,586	-	-	-	-	57,586
02207057 KUBOTA RTVX900 4X4 04411	-	12,385	-	-	-	-	12,385
02207058 F250 CREW CAB 4X4 06537	-	37,624	-	-	-	-	37,624
02207059 SMITH SURFACER 48486	-	7,541	-	-	-	-	7,541
FLEET REP TRANSPORTATION			2,400,000	2,400,000	2,400,000	1,200,000	13,830,758

07 TRAFFIC OPERATIONS

00007186 IPAD AIR 2	13,654	6,920	-	-	-	-	20,574
01785165 MAST ARMS REFURBISHMENTS	1,203,045	355,339	200,000	200,000	200,000	200,000	2,358,384
01785167 ATMS / ITMS Program (PARENT)	4,253,089	1,095,137	-	-	300,000	300,000	5,948,226
01785171 VARIABLE MESSAGE SYSTEM UPGRAI	579,804	-	-	100,000	-	-	679,804
01785310 TRAFFIC STUDIES	534,669	73,999	-	-	-	-	608,668
01785313 LED STREET SIGN UPGRADE	1,083,723	193,825	150,000	150,000	150,000	150,000	1,877,548
01785344 MAST ARM REBUILDS	1,725,246	885,147	450,000	450,000	450,000	450,000	4,410,393
01785346 LANE STRIPING	452,629	266,155	100,000	100,000	100,000	100,000	1,118,783
01785348 SR426 @ RED BUG MAST ARM	423,560	56,588	-	-	-	-	480,148
01785458 EE WILLIAM@WOODLANDS MAST AF	-	225,000	-	-	-	-	225,000
01785467 SR 436 @ CASSELTON MAST ARM	123,494	193,884	-	-	-	-	317,378
01785471 SR426@HOWELL BRANCH-MAST ARM	-	400,000	-	-	-	-	400,000
01785525 SR 419 @ OSPREY TRAIL SIGNAL	430,093	41,072	-	-	-	-	471,165
01785571 SCHOOL FLASHER SIGNAL UPGRADES	106,928	282,699	100,000	100,000	100,000	100,000	789,627
01907041 E LAKE MARY BLVD FIBER UPGRADE	62,745	196,242	-	-	-	-	258,987
01907046 FIBER NETWORK CORE ROUTERS	259,746	64,277	-	100,000	-	-	424,023
01907047 CONNECTED VEHICLE/ICM EQUIP	133,405	360,553	100,000	100,000	100,000	100,000	893,958
01907049 VIDEO DECODING EQUIP-TRAF MGM	319,701	56,251	100,000	-	-	-	475,952
01907051 RED BUG @ SR417 WS MAST ARM	38,033	440,800	-	-	-	-	478,833
01907052 RED BUG @ SR 417E MAST ARM	319,306	50,000	-	-	-	-	369,306
01907086 FIBER OPTIC PULL BOX	255,092	378,149	200,000	100,000	200,000	200,000	1,333,240
02007001 ATSI MMU TESTER	-	15,490	-	-	-	-	15,490
02007009 SR436 @ ORANGE AVE MAST ARM	339,658	105,926	-	-	-	-	445,584
02007159 E.LAKE MARY BVD @ SKY MAST ARM	83,882	326,222	-	-	-	-	410,103
02107051 FORD F450 SIGN TRK 06070175	-	91,515	-	-	-	-	91,515
02107052 FORD F150 EXT CAB 4X4 06070325	34,348	825	-	-	-	-	35,173
02107053 FORD F150 EXT CAB 4X4 780142	33,406	1,370	-	-	-	-	34,776
02107067 SR46 FIBER-SANFORD AVE-MELLONV	-	200,000	-	-	-	-	200,000
02207060 F150 EXT CAB 4X4 NEW23	-	35,076	-	-	-	-	35,076
02207061 ALLMAND ARROW BOARD 780008	-	6,750	-	-	-	-	6,750
02207062 ATLAS AIR COMPSR XATS250 02181	-	26,538	-	-	-	-	26,538
02207063 F550 EXT CB BUCKET TK 06070095	-	126,204	-	-	-	-	126,204
02207064 GENERAC LIGHT TOWER 780014	-	10,343	-	-	-	-	10,343
02207065 ALLMAND ARROW BOARD 780980	-	6,750	-	-	-	-	6,750
02207067 AM SIGNAL MESSAGE BOARD 78126!	-	15,393	-	-	-	-	15,393
02207070 SR 436 @BEAR LAKE RD MAST	-	400,000	-	-	-	-	400,000
02207072 SR436@PRAIRIE LAKE-MAST ARM	-	400,000	-	-	-	-	400,000
02207073 SR434@E LAKE BRANTLEY-MAST ARM	-	400,000	-	-	-	-	400,000
02207074 SR 415@CELERY AVE - NEW SIGNAL	-	450,000	-	-	-	-	450,000
02207075 SR 46A SIGNAL ADAPTIVE PROJ	-	200,000	-	-	-	-	200,000
02207076 NETWORK SWITCH UPGRADE/CTY CA	-	100,000	-	-	-	-	100,000

07 WATER QUALITY

00276982 LK JESUP TMDL-HOWELL CREEK	-	19,862	-	-	-	-	19,862
-------------------------------------	---	--------	---	---	---	---	--------

PROJECTS BY DEPT

DEPT - PROGRAM - PROJECT	LTD ACTUALS	FY22 BUDGET	FY23 FORECAST	FY24 FORECAST	FY25 FORECAST	FY26 FORECAST	TOTAL PROJECT COST
00284203 LK JESUP GROUNDWATER SEEPAGE	-	61,390	-	-	-	-	61,390
01785440 LAKE BRANTLEY NUTRIENT STUDY	45,325	104,675	-	-	-	-	150,000
01785441 LAKE SEMINARY NUTRIENT STUDY	26,303	73,697	-	-	-	-	100,000
01785442 LAKE SYLVAN NUTRIENT STUDY	135,402	70,751	-	-	-	-	206,153
01909554 FLMS GRANT FOR LYL ROLLINGS HI	-	5,000	-	-	-	-	5,000
02007024 WEKIVA BMAP/PFA GRDWTR ANALY:	45,525	89,205	-	-	-	-	134,730
02007123 VEGETATION/SEDIMENT REMOVAL	54,922	45,078	-	-	-	-	100,000
02107069 HOWELL CREEK BIO-MONITORING	30,515	29,881	-	-	-	-	60,396
02107089 FERTILIZER EDUCATION GRANT	4,806	85,194	-	-	-	-	90,000
02107097 WEKIVA SPRINGHEAD WELL MONITC	3,941	88,559	-	-	-	-	92,500
02107098 LAKE JESUP WATERSHED PROJECT	153,435	196,565	-	-	-	-	350,000
02207020 F250 CREW CAB 4x4 06581	-	36,781	-	-	-	-	36,781
02207021 TRANSIT T150 CREW VAN 07360	-	40,365	-	-	-	-	40,365
02218004 SJRWMD - LITTLE WEKIVA RIVER	-	437,500	-	-	-	-	437,500
07 PUBLIC WORKS DEPT Total	141,302,521	279,653,062	47,277,769	35,920,020	25,085,000	21,405,000	561,011,945

08 ES UTILITIES

08 ES BUSINESS OFFICE

00007099 UPGRADE EDE SUNGARD PLATFORM	-	25,000	-	-	-	-	25,000
---------------------------------------	---	--------	---	---	---	---	--------

08 UTILITIES ENGINEERING

00021716 OVERSIZING & EXTENSION-SANITAR	33,479	50,000	50,000	50,000	50,000	50,000	333,479
00021717 OVERSIZING & EXTENSIONS-POTABL	7,761	50,000	50,000	50,000	50,000	50,000	307,761
00021726 OREGON ST/FM WM RELOCATES	90,676	1,171,602	-	-	-	-	1,262,278
00022903 SMALL METER REPLACEMENT PROGF	8,041,294	1,373,482	-	-	-	-	9,414,776
00024814 SYSTEM WIDE DATA COLLECTION/MC	767	200,000	100,000	100,000	-	-	400,767
00040302 CAPITALIZED LABOR PROJECT	-	700,000	700,000	700,000	700,000	700,000	4,200,000
00040306 CAPITALIZED LABOR PROJECT	-	75,000	-	-	-	-	75,000
00056606 LAKE MONROE WATER TREATMENT I	-	300,000	-	-	-	-	300,000
00064565 DRUID HILLS DISTRIBUTION UPGRA	465,530	2,760,833	-	-	-	-	3,226,363
00064579 LAKE HARRIET DISTRIBUTION IMPR	84,788	315,480	-	-	-	-	400,268
00064580 MEREDITH MANOR DISTRIBUTION PI	104,272	134,530	3,750,000	3,750,000	-	-	7,738,802
00064582 APPLE VALLEY DISTRIBUTION IMPR	24,994	1,745,006	-	-	4,400,000	4,400,000	10,570,000
00064590 WATER DISTRIBUT SYSTEM REHAB	237,326	700,000	700,000	700,000	700,000	700,000	5,037,326
00064592 WATER SERVICE LINE REPLACEMENT	598,246	250,000	-	-	-	-	848,246
00065234 WEKIVA PARKWAY UTILITY RELOCAT	13,164,755	3,438,390	-	-	-	-	16,603,145
00065236 MINOR ROADS UTILITY UPGRADES-P	259,478	150,000	150,000	150,000	150,000	150,000	1,159,478
00065237 MINOR ROADS UTILITY UPGRADES-S	8,163	150,000	150,000	150,000	150,000	150,000	908,163
00065239 OXFORD ROAD GRAVITY MAIN	449,224	4,006,715	3,842,000	-	-	-	8,297,939
00065251 17-92 Utility Relocations	1,930,543	388,225	-	-	-	-	2,318,768
00065284 ORANGE BLVD FORCE MAIN EXT	700,654	3,814,725	2,200,000	-	-	-	6,715,379
00065285 COUNTRY CLUB HEIGHT GRAV MAIN	327,627	3,836,707	3,115,000	-	-	-	7,279,334
00082924 PUMP STATION UPGRADES	4,889,973	3,918,232	1,750,000	1,750,000	1,750,000	2,700,000	19,458,205
00083116 FORCE MAIN & AIR RELEASE VALVE	608,130	588,263	765,000	765,000	590,000	890,000	5,096,393
00083120 CR 427 FORCE MAIN REHAB	35,016	3,272,337	-	-	-	-	3,307,353
00178312 GWL WTP DECOMMISSIONING	250	499,750	-	-	-	-	500,000
00178313 COUNTRY CLUB WATER TREATMENT	21,869	478,131	-	-	-	-	2,788,500
00181605 YANKEE LAKE SWTF REHAB/REPLACE	295,107	833,821	4,000,000	250,000	250,000	250,000	6,128,928
00195209 YLK WRF REHAB/REPLACEMENT	1,757,586	4,082,899	-	-	-	-	5,840,485
00195718 SER WTP OZONE SIDESTREAM	54,038	445,962	-	-	-	-	500,000
00195785 SER R & R	79,327	250,000	-	-	-	-	329,327
00201103 CONSUMPTIVE USE PERMIT CONSOLI	525,376	826,638	-	-	-	-	1,352,015
00203206 APPLE VALLEY TRANSMISSION MAIN	38,729	371,823	-	-	-	-	410,553
00203211 SECURITY IMPRMT VULNERABILITY	339,515	13,356	-	-	250,000	-	602,871

PROJECTS BY DEPT

DEPT - PROGRAM - PROJECT	LTD ACTUALS	FY22 BUDGET	FY23 FORECAST	FY24 FORECAST	FY25 FORECAST	FY26 FORECAST	TOTAL PROJECT COST
00203213 LAKE HAYES WTP PARTIAL DECOM	7,839	292,161	-	-	-	-	300,000
00203311 LAKE HARRIET WATER TREATMENT P	-	150,000	-	-	-	-	150,000
00203313 LAKE BRANTLEY WATER TREATMENT	-	150,000	-	-	-	-	150,000
00203315 DRUID HILLS WATER TREATMENT PL	63,638	316,362	-	-	-	-	380,000
00203317 APPLE VALLEY WATER TREATMENT P	39,855	210,145	-	-	-	-	250,000
00216426 IRON BRIDGE AGREEMENT	7,484,108	6,180,588	2,171,626	1,029,449	-	1,500,000	19,865,771
00216704 HEATHROW WATER TREATMENT PLA	-	880,000	-	-	-	-	880,000
00216732 MARKHAM WTP REHAB AND REP	612,452	745,094	-	-	-	-	5,161,546
00227413 GREENWOOD LAKES RAPID INFILTRA	133	100,000	-	-	-	-	100,133
00227416 GREENWOOD LAKES WATER RECLAIM	1,433,961	3,139,130	-	-	-	-	4,573,091
00227420 PUMP STATION GENERATORS (19)	3,040,606	1,800,680	1,500,000	1,500,000	-	-	7,841,286
00227458 GWL CAPACITY EXPANSION	-	100,000	-	3,778,500	3,778,500	-	7,657,000
00243505 INDIAN HILL WATER TREATMENT PL	288,603	233,140	200,000	200,000	200,000	200,000	1,521,743
00243506 LYNWOOD WTF REHAB/REPLACE	-	200,000	-	-	-	1,722,000	2,122,000
00255203 UTILITIES MASTER PLAN	1,203,364	499,359	-	-	-	-	3,202,723
00283004 SSNOCWTA INFILTRATION & INFLO	947,198	1,282,561	-	-	-	-	2,229,759
00283005 NW-RW-2 SYSTEM WIDE OPER EFFIC	-	858,000	858,000	-	-	-	1,716,000
00283006 SCADA AND SECURITY SYSTEMS IMP	1,610,889	683,718	-	-	-	-	2,294,608
00283009 WATER SYSTEM AUDIT AND LEAK DE	-	160,000	-	-	-	-	310,000
02108002 PROJECT MANAGEMENT SOFTWARE	-	10,000	-	-	-	-	10,000
02108043 ASR CONVERSION (POTABLE TO REC	16,906	83,094	-	4,100,000	-	-	4,200,000
02108055 HIGHLAND PINES UTILITIES UPGRA	131,721	2,245,543	-	-	-	-	2,377,264
02108059 SLAVIA RD RELOCATION	-	250,000	-	-	-	1,500,000	1,750,000
02208001 ES NETWORK SWITCH REFRESH PH 4	-	62,500	-	-	-	-	62,500
02208022 REGIONAL WATER SUPPLY PLANNING	-	50,000	50,000	50,000	50,000	50,000	300,000
02208024 WELL DEEPEN FEASIBILITY SER 3	-	590,000	-	-	-	-	590,000
02208025 OXFORD WATER MAIN IMPROVEMENT	-	2,128,000	-	-	-	-	2,128,000
02208026 RINEHART RD VALVES AND FLOW	-	500,000	-	-	-	-	500,000
02208027 REPLACEMENT OF PS 291	-	2,150,000	-	-	-	-	2,150,000
02208028 FORCE MAIN CONNECT PS291/SER	-	698,000	-	-	-	-	698,000
02208029 17-92/PRAIRIE LAKE WATER MAIN	-	250,000	-	-	-	-	250,000
02208030 RECLAIMED WATER MAINS R&R-1	-	100,000	100,000	100,000	100,000	200,000	800,000
02208034 SER WTP - LOX TANK	-	535,000	-	-	-	-	535,000
02208035 INDIAN HILLS GST	-	1,300,000	-	-	-	-	1,300,000
02208037 WTP STORAGE TANK R&R	-	369,000	-	-	-	-	369,000
02208039 HOLISTIC WATER POLICY	-	330,000	-	-	-	-	330,000
ALOMA AVE. WATER MAIN	-	-	-	-	23,000	-	23,000
BEAR LAKE RD. AND SR 436 WATER MAIN	-	-	-	-	-	150,000	150,000
FLEET REP WATER & SEWER	-	-	1,530,000	1,560,600	1,591,812	1,623,648	13,131,943
FLOW METER ON I4 FORCE MAIN	-	-	-	-	200,000	-	200,000
HAMPTON PARK PS UPGRADE	-	-	-	-	200,000	-	200,000
HIGHLAND PINES UTILITIES UPGRADES - WATER	-	-	-	3,140,000	-	-	3,140,000
HYDRAULIC MODEL UPDATE	-	-	250,000	-	-	-	250,000
INDIAN HILLS HSP	-	-	150,000	-	-	-	150,000
INDIAN HILLS WTP WATER MAIN	-	-	-	-	57,000	-	57,000
JESSICA DRIVE WATER MAIN	-	-	-	-	-	414,000	414,000
LAKES HAYES BOOSTER PS	-	-	-	-	4,911,600	-	4,911,600
MARKHAM REGIONAL WTP - SECOND 9,000-GALLON LOX TANK	-	-	267,500	267,500	-	-	535,000
NORTHEAST AND NORTHWEST WATER MAIN CONNECTION	-	-	-	-	-	750,000	750,000
NWSA DBP FORMATION MANAGEMENT AND 4-LOG EVALUATION	-	-	75,000	75,000	-	-	150,000
RECHARGE/ASR/UNDERGROUND INJECTION EXPLORATORY WELL	-	-	3,500,000	-	-	-	3,500,000
REGULATORY COMPLIANCE SUPPORT	-	-	25,000	25,000	-	-	50,000
SSNOCWTA - PS 344 UPGRADES	-	-	-	1,500,000	-	-	1,500,000
SSNOCWTA - SCADA SYSTEM UPGRADES	-	-	-	46,000	-	-	46,000
SSNOCWTA - UPGRADE CENTRAL FIVE PS PUMPS	-	-	-	70,000	-	-	70,000
SSNOCWTA-FSSNOCWTA-FORCE MAIN 5 PTS TO MAITLAND	-	-	-	2,600,000	-	-	2,600,000
US17-92 WEST NEIGHBORHOOD WATER MAIN UPGRADES (FERN PARK)	-	-	-	-	3,375,000	-	3,375,000

PROJECTS BY DEPT

DEPT - PROGRAM - PROJECT	LTD ACTUALS	FY22 BUDGET	FY23 FORECAST	FY24 FORECAST	FY25 FORECAST	FY26 FORECAST	TOTAL PROJECT COST
WELL DEEPENING - SER 1							850,000
YANKEE LAKE WRF R&R - 1			3,941,000	3,941,000			7,882,000

08 WASTEWATER OPERATIONS

00243509 FACILITIES ADMIN ADD/EXPANSION	24,032	475,968	-	-	2,000,000	2,000,000	4,500,000
01908027 WW TMT FEASIBILITY ANALYSIS	333,945	166,055	-	-	-	-	500,000
02008001 JDE ENHANCEMENTS 40100	-	125,000	-	-	-	-	125,000
02008008 CAT STNRY GEN 160KW - GEN001	-	54,157	-	-	-	-	54,157
02008036 ONBASE - AUTOMATED PROCESS	-	20,000	-	-	-	-	20,000
02008037 GPS LINE LOCATORS	-	22,000	-	-	-	-	22,000
02108027 GENERATOR KW750 (GEN094)	-	414,425	-	-	-	-	414,425
02108030 FORD F550 4X4 CRNE TK (780376)	-	135,865	-	-	-	-	135,865
02108031 GENERAC GENERATOR KW60 (05810)	-	96,548	-	-	-	-	96,548
02108032 GENERAC GENERATOR KW60 (05812)	-	96,548	-	-	-	-	96,548
02108033 FORD F550 4X2 CRANE TK (20899)	-	97,125	-	-	-	-	97,125
02108034 FORD F450 UTILITY TRK (780377)	-	69,809	-	-	-	-	69,809
02108037 GENERATOR KW50 (GEN089)	-	50,050	-	-	-	-	50,050
02108038 DUMP TRAILER (06070302)	-	36,015	-	-	-	-	36,015
02108040 FORD TRAN T150 CRG VN (780234)	-	29,027	-	-	-	-	29,027
02108042 KAWASAKI MULE (48952)	-	13,316	-	-	-	-	13,316
02108050 CONFINED SPACE SAFETY EQUIPMEN	-	22,000	-	-	-	-	22,000
02208002 VALVE ACTUTR SD800 HURCO NEW0	-	14,438	-	-	-	-	14,438
02208003 KAWASAKI MULE 4X4 48953	-	16,738	-	-	-	-	16,738
02208004 VACTOR 49065	-	416,595	-	-	-	-	416,595
02208005 VACTOR 51991	-	421,996	-	-	-	-	421,996
02208006 ELECTRONIC LOG BOOK-FDEP COMPL	-	40,000	-	-	-	-	40,000
02208008 TRIMBLE & IPAD-ENV SV GPS DATA	-	8,000	-	-	-	-	8,000
02208040 AMS TREX DEVICE COMM BCC	-	14,400	-	-	-	-	14,400

08 WATER OPERATIONS

00006607 UNIDIRECTIONAL FLUSHING PROGRA	838,967	510,108	-	-	-	-	1,349,075
00006629 CRITICAL RADIO UPGRADES/REPLAC	-	250,000	-	-	-	-	250,000
00007202 ELECTRIC VALVE OPERATORS	-	11,000	-	-	-	-	11,000
01900001 EQUIPMENT CANOPIES	-	70,000	-	-	-	-	70,000
01900002 BULLET MISSILE (SVC LINE REP)	12,500	67,500	-	-	-	-	80,000
02108003 GENERATOR KW1000 GEN090	-	416,900	-	-	-	-	416,900
02108007 MOBILE GENERATOR KW150 58062	-	96,548	-	-	-	-	96,548
02108009 FORD F450 4X4 UTILITY TRUK NEW2	-	72,652	-	-	-	-	72,652
02108010 FORD F450 UTILITY TRUK 6070297	-	72,652	-	-	-	-	72,652
02108011 FORD F550 UTILITY TRUCK 781129	-	73,754	-	-	-	-	73,754
02108013 FORD F550 DUMP TRUCK 780149	-	63,951	-	-	-	-	63,951
02108014 UTILITY TRAILER 05815	-	33,432	-	-	-	-	33,432
02108015 FORD TRAN CONCT CARGO VAN NEW	-	30,585	-	-	-	-	30,585
02108016 FORD F150 EXT CAB 4X2 07726	-	29,879	-	-	-	-	29,879
02108020 DUMP TRAILER 05355	-	36,015	-	-	-	-	36,015
02108021 KAWASAKI MULE 05224	-	13,900	-	-	-	-	13,900
02108022 GENERAC LIGHT TOWER 20835	-	10,605	-	-	-	-	10,605
02108023 UTILITY TRAILER 21430	-	8,611	-	-	-	-	8,611
02108051 GPR EQUIPMENT	14,051	3,949	-	-	-	-	18,000
02108052 GPR EQUIPMENT	29,043	3,949	-	-	-	-	32,993
02108053 TALON VALVE/HYDRANT TOOLS	-	11,800	-	-	-	-	11,800
02108056 YANKEE LAKE CANOPY	-	25,000	-	-	-	-	25,000
02208009 VALVE ACTUTR SD800 HURCO NEW0	-	14,438	-	-	-	-	14,438
02208010 MASTERCRAFT FORKLIFT NEW10	-	62,127	-	-	-	-	62,127
02208011 ESCAPE S FWD NEW11	-	23,470	-	-	-	-	23,470
02208012 TRANSIT CNNECT CARGO VAN 51493	-	31,307	-	-	-	-	31,307

PROJECTS BY DEPT

DEPT - PROGRAM - PROJECT	LTD ACTUALS	FY22 BUDGET	FY23 FORECAST	FY24 FORECAST	FY25 FORECAST	FY26 FORECAST	TOTAL PROJECT COST
02208013 F250 CREW CAB 4X4 51494	-	35,397	-	-	-	-	35,397
02208014 TRANSIT CNNECT CARGO VAN 51495	-	31,307	-	-	-	-	31,307
02208015 TRANSIT CNNECT CARGO VAN 51536	-	31,307	-	-	-	-	31,307
02208016 VANAIR AIR COMPRESSOR 52133	-	8,820	-	-	-	-	8,820
02208017 VANAIR AIR COMPRESSOR 52134	-	8,820	-	-	-	-	8,820
02208018 TRANSIT CNNECT CARGO VAN 52651	-	31,307	-	-	-	-	31,307
02208020 F250 CREW CAB 4X4 - NEW POSITI	-	37,000	-	-	-	-	37,000
02208021 OFFICE TRAILER - WS OPS	-	253,544	-	-	-	-	253,544
02208041 WAREHOUSE FAN	-	20,000	-	-	-	-	20,000
08 ES UTILITIES Total	53,308,307	76,206,694	35,940,126	32,398,049	25,526,912	20,149,648	267,338,119

09 ES SOLID WASTE DEPT

09 LANDFILL OPERATIONS PROGRAM

00281204 GENERAL LANDFILL REFURBISHMENT	159,967	190,821	300,000	-	-	-	650,788
00281205 LANDFILL RD & CITIZEN UPGRADE	52,128	1,247,872	-	-	-	-	1,300,000
02009007 KENWORTH SHUTTLE TRACTR-78001	-	232,895	-	-	-	-	232,895
02109001 SHUTTLE 6X6 51993	-	244,210	-	-	-	-	244,210
02109003 TANKER TRAILER 780274	-	70,910	-	-	-	-	70,910
02109004 MILITARY SURPLUS TRACTOR 51893	-	65,000	-	-	-	-	65,000
02109007 MC REFUSE TRAIL 48220	-	86,172	-	-	-	-	86,172
02109008 MC REFUSE TRAIL 48221	-	86,172	-	-	-	-	86,172
02109024 NETWORK ENHANCEMENTS-LANDFIL	-	30,000	-	-	-	-	30,000
02109026 LANDFILL FUEL ISLAND CANOPY	-	7,500	-	-	-	-	7,500
02109027 LANDFILL STORMWATER SYSTEM	-	125,000	-	-	-	-	125,000
02209001 THOMPSON WATER PUMP NEW07	-	41,249	-	-	-	-	41,249
02209002 JOHN DEERE BATWING MOWER 514	-	33,968	-	-	-	-	33,968
02209003 KENWORTH SHUTTLE 6X6 52118	-	254,760	-	-	-	-	254,760
02209004 JOHN DEERE GATOR 4X4 55945	-	14,700	-	-	-	-	14,700
02209005 JOHN DEERE LOADER 644L 56575	-	333,557	-	-	-	-	333,557
02209016 A1-JON 600 COMPACTOR 1	-	918,000	-	-	-	-	918,000
02209017 A1-JON 600 COMPACTOR 2	-	918,000	-	-	-	-	918,000
02209018 DT460-OFF ROAD DUMP TRUCK - NE	-	512,500	-	-	-	-	512,500
02209019 DT460-OFF ROAD DUMP TRUCK - NE	-	512,500	-	-	-	-	512,500
02209020 950 DOZER - NEW	-	676,500	-	-	-	-	676,500
02209021 950 DOZER - NEW	-	676,500	-	-	-	-	676,500
02209022 WHEEL LOADER 972 - NEW	-	455,000	-	-	-	-	455,000
02209023 EXCAVATOR 350 - NEW	-	320,000	-	-	-	-	320,000
02209024 D6T DOZER - NEW	-	131,880	-	-	-	-	131,880
02209025 IRWIN LEAK DETECTOR I	-	11,100	-	-	-	-	11,100
FLEET REP SOLID WASTE			1,530,000	1,560,600	1,591,812	1,623,648	13,131,943

09 SW-COMPLIANCE & PROGRAM MAN

00006630 CRITICAL RADIO UPGRADES/REPLAC	-	120,175	-	-	-	-	120,175
00160803 LANDFILL ACCESS PAVING	82,296	517,704	-	-	-	-	600,000
00201902 TIPPING FLOOR RESURFACING	1,064,779	1,475,803	-	-	-	-	2,540,582
00244511 LANDFILL SCALEHOUSE	2,428,392	183,054	-	-	-	-	2,611,446
00244516 OSCEOLA ROAD LANDFILL TELEMETR	455,261	748,442	-	-	-	-	1,203,703
00244517 TRANSFER STATION REFURBISHMEN	968,907	489,745	-	-	-	-	1,458,652
00244520 LANDFILL LEACHATE TANKS	103,676	146,324	-	-	-	-	250,000
00244522 LANDFILL PUMP STATION REPLACEM	22,635	753,078	60,000	-	-	-	835,713
00244604 LANDFILL GAS SYSTEM EXPANSION	2,892,164	514,319	200,000	-	-	-	3,606,483
01785396 URBAN BEAR MANAGEMENT PLAN	754,633	33,860	-	-	-	-	788,493
01909102 OSCEOLA ROAD BORROW PIT	63,755	59,011	-	-	-	-	122,766
02109019 FORD F150 EXT CAB 4X4 06580	-	32,016	-	-	-	-	32,016

PROJECTS BY DEPT

DEPT - PROGRAM - PROJECT	LTD ACTUALS	FY22 BUDGET	FY23 FORECAST	FY24 FORECAST	FY25 FORECAST	FY26 FORECAST	TOTAL PROJECT COST
02109020 FORD F150 EXT CAB 4X4 02681	-	32,016	-	-	-	-	32,016
02109021 FORD F150 EXT CAB 4X4 04524	-	32,016	-	-	-	-	32,016
02109022 FORD TRAN CONCT PASS VAN 07446	-	26,130	-	-	-	-	26,130
02109023 JD GATOR 07646	17,375	750	-	-	-	-	18,125
02109034 TRANSFER STATION SCALEHOUSE	-	900,000	-	-	-	-	900,000
02209006 F150 CREW CAB 4X4 780118	-	33,416	-	-	-	-	33,416

09 TRANSFER STATION

00216108 SOLID WASTE MGMT MASTER PLAN	274,184	175,816	-	-	-	-	450,000
00244515 CTS SCALE AUTOMATION UPGRADE	399	50,000	-	-	-	-	50,399
02009001 GPS FLEET TRACKING SOFTWARE	-	10,000	-	-	-	-	10,000
02109013 ROAD TRACTOR 50344	117,455	11,821	-	-	-	-	129,276
02109016 GENERATOR KW400 GEN088	-	186,120	-	-	-	-	186,120
02109032 GIANT OVERHEAD FAN	-	25,000	-	-	-	-	25,000
02109033 PUMP MAINTENANCE	-	10,000	-	-	-	-	10,000
02209007 MAC WALKING FLOOR TRAILR 48219	-	94,838	-	-	-	-	94,838
02209008 MAC WALKING FLOOR TRAILR 48221	-	94,838	-	-	-	-	94,838
02209011 ROAD TRACTOR NEW05	-	160,948	-	-	-	-	160,948
02209013 ROAD TRACTOR 52534	-	160,948	-	-	-	-	160,948
02209014 ROAD TRACTOR 52575	-	160,948	-	-	-	-	160,948

09 ES SOLID WASTE DEPT Total	9,458,006	15,435,902	2,090,000	1,560,600	1,591,812	1,623,648	38,585,851
-------------------------------------	------------------	-------------------	------------------	------------------	------------------	------------------	-------------------

11 DEVELOPMENT SERVICES DEPT

11 BUILDING

01911011 EASY PERMITS / ONLINE APP-BLDG	-	127,400	-	-	-	-	127,400
01911012 PROJECT FLOW (EPLAN) UPGRD-BLD	117,675	51,825	-	-	-	-	169,500
02011001 CLICK TO GOV UPGRADE	-	15,000	-	-	-	-	15,000
02011002 NAVILINE HTML 5 UPGRADE	-	36,830	-	-	-	-	36,830
02111003 BUILDING TECHNOLOGY CONSULTAN	-	175,000	-	-	-	-	175,000
02111004 INSPECTOR RUGGEDIZED TABLETS	-	125,000	-	-	-	-	125,000
02111005 BUILDING TECHNOLOGY UPGRADES	-	1,374,920	-	-	-	-	1,374,920
02111006 BUILDING WORKSPACE IMPROVEME	118,265	50,035	-	-	-	-	168,300
02111008 FORD F-150 INSPECTORS (NEW)	-	27,000	-	-	-	-	27,000
02111009 FORD F-150 INSPECTORS (NEW)	-	27,000	-	-	-	-	27,000
02111013 NEW FORD F150 PICKUP TRUCK	-	27,100	-	-	-	-	27,100
FLEET REP BUILDING			102,000	104,040	106,121	108,243	875,463

11 MASS TRANSIT FUNDING

00006625 DEVELOPER DONATION MASS TRANS	-	169,009	-	-	-	-	169,009
--	---	---------	---	---	---	---	---------

11 PLANNING AND DEVELOPMENT

02011005 LAND DEVELOPMENT CODE REWRITE	190,739	21,247	-	-	-	-	211,986
02111011 PLANNING - LAND USE ANALYSIS	24,081	100,919	-	-	-	-	125,000
02111012 SMALL AREA STUDIES	-	50,000	-	-	-	-	50,000
02211001 LAND USE POLICY VISION PLAN	-	300,000	-	-	-	-	300,000

11 DEVELOPMENT SERVICES DEPT Total	450,760	2,678,285	102,000	104,040	106,121	108,243	4,004,508
---	----------------	------------------	----------------	----------------	----------------	----------------	------------------

14 INFORMATION SERVICES DEPT

14 ENTERPRISE ADMINISTRATION

02014001 BACKUP TO CLOUD SOLUTION	-	150,000	-	-	-	-	150,000
02214007 DATACENTER REDUNDANT UPS	-	125,000	-	-	-	-	125,000

PROJECTS BY DEPT

DEPT - PROGRAM - PROJECT	LTD ACTUALS	FY22 BUDGET	FY23 FORECAST	FY24 FORECAST	FY25 FORECAST	FY26 FORECAST	TOTAL PROJECT COST
14 ENTERPRISE SOFTWARE DEVELOP							
00286004 JD EDWARDS UPGRADES	113,569	114,431	-	-	-	-	228,000
02014003 SHAREPOINT UPGRADE 2016	43,013	16,987	-	-	-	-	60,000
02014005 WORKFLOW MGMT SFTWR PLATFOR	-	100,000	-	-	-	-	100,000
02014008 DEVELOPMENT ENHANCEMENTS	88,605	121,396	-	-	-	-	210,000
02214001 AS-400 DISASTER RECOVERY	-	80,000	-	-	-	-	80,000
02214002 ONBASE UPGRADE TO CURRENT EP4	-	70,000	-	-	-	-	70,000
14 IS BUSINESS OFFICE							
02214006 SECURE DOCUMT EXCHANGE SERVIC	-	10,000	-	-	-	-	10,000
14 NETWORK & COMM SERVICES							
00007109 TELEPHONE REFRESH GENERAL GOV	1,045,204	808,135	-	-	-	-	1,853,339
00286001 FIRE SUPPRESS SYS PSB - 00112	-	76,000	-	-	-	-	76,000
02114003 CYBERSECURITY IMPROVEMENTS	-	75,000	-	-	-	-	75,000
02214003 CUMMINS 100KW GENERATOR NEW	-	122,546	-	-	-	-	122,546
02214004 TRANSIT CNNECT CARGO VAN 07116	-	29,878	-	-	-	-	29,878
02214005 TRANSIT T250 CARGO VAN 07358	-	33,985	-	-	-	-	33,985
14 PORTFOLIO MANAGEMENT							
02114008 CW PERFORMANCE MGMT DASHBO/	26,794	196,206	-	-	-	-	223,000
02214008 TECHNICAL DEBT IMPROVEMENTS	-	100,000	-	-	-	-	100,000
14 WORKSTATION SUPPORT & MAINT							
00006651 TECHNOLOGY REPLACEMENT	1,380,790	590,616	-	-	-	-	1,971,405
00006839 NETWORK EQUIPMENT REFRESH	2,218,405	1,223,133	-	-	-	-	3,441,538
02014007 FIRE DEPT MOBILE REFRESH PLAN	298,114	1,000,908	-	-	-	-	1,299,022
02114001 CUSTOMER RELATIONSHP (CRM) SYS	-	250,000	-	-	-	-	250,000
14 INFORMATION SERVICES DEPT Total	5,214,493	5,294,220	-	-	-	-	10,508,713

18 RESOURCE MANAGEMENT DEPT

18 MSBU PROGRAM

01918002 ROLLING HILLS REMEDIATION	1,454,911	47,201	-	-	-	-	1,502,112
01918005 MSBU SYLVAN LAKE (AWC)	96,155	24,845	-	-	-	-	121,000
02118003 LITTLE LK HOWELL/TUSKAWILLA	40,334	19,166	-	-	-	-	59,500
02118004 E CRYSTAL CHAIN OF LAKES	281,319	56,181	-	-	-	-	337,500
02218002 MSBU MGMT SOFTWARE	-	25,000	-	-	-	-	25,000
02218005 LAKE LINDEN - PH I MSBU	-	93,500	-	-	-	-	93,500

18 OFFICE MANAGEMENT & BUDGET

02118005 FEDERAL RENTAL AST ERAP2 -ARPA	-	4,509,229	-	-	-	-	4,509,229
02118007 ARPA EC2-ASSISTANCE PROGRAMS	-	8,200,000	-	-	-	-	8,200,000
02118008 ARPA EC1-SHERIFF	-	9,000,000	-	-	-	-	9,000,000
02118009 ARPA EC1-COMMUNITY HEALTH	-	2,000,000	-	-	-	-	2,000,000
02118010 ARPA EC5-STORMWATER	-	10,000,000	-	-	-	-	10,000,000
02118011 ARPA EC6-REVENUE REPLACEMENT	-	47,713,613	-	-	-	-	47,713,613
02118012 ARPA EC3-DISP IMPACT COMMUNITY	-	8,650,000	-	-	-	-	8,650,000
02118013 ARPA EC6-TECHNOLOGY IMPROVEMENI	-	2,000,000	-	-	-	-	2,000,000
02118014 ARPA EC5-BROADBAND IMPROVEME	-	4,700,000	-	-	-	-	4,700,000
02118016 ARPA EC3-AFFORDABLE HOUSING	-	2,000,000	-	-	-	-	2,000,000
02118017 ARPA-REVENUE REPLACEMENT	-	43,803,399	-	-	-	-	43,803,399

PROJECTS BY DEPT

DEPT - PROGRAM - PROJECT	LTD ACTUALS	FY22 BUDGET	FY23 FORECAST	FY24 FORECAST	FY25 FORECAST	FY26 FORECAST	TOTAL PROJECT COST
02118019 ARPA - ALTAMONTE SPRINGS	-	662,999	-	-	-	-	662,999
02118020 ARPA - LONGWOOD	-	230,336	-	-	-	-	230,336
02118021 ARPA - CASSELBERRY	-	453,903	-	-	-	-	453,903
02118022 ARPA - OVIEDO	-	608,811	-	-	-	-	608,811
02118023 ARPA - SANFORD	-	187,451	-	-	-	-	187,451
20180541 COVID VACCINE ADMINISTRATION	2,054,926	500,000	-	-	-	-	2,554,926
20180542 FEDERAL RENTAL AST ERAP1-CARES	12,788,904	1,496,772	-	-	-	-	14,285,676
20180543 COVID EM DIRECT RESPONSE	3,362,267	500,000	-	-	-	-	3,862,267
18 PURCHASING AND CONTRACTS							
02218001 CONTRACTS MANAGEMENT SOLUTIC	-	50,000	-	-	-	-	50,000
18 RECIPIENT AGENCY GRANTS							
01785619 SAMHSA PROBLEM SOLVING COURTS	940,105	615,351	-	-	-	-	1,555,456
01785965 DOJ ADC ENHANCEMENT 20-23	159,499	375,881	-	-	-	-	535,380
01785966 DOJ MENTAL HEALTH COURT GRANT	91,004	725,067	-	-	-	-	816,071
01785967 DCF REINVESTMENT GRANT 21-24	-	1,200,000	-	-	-	-	1,200,000
01918004 GRANT MGMT ADMINISTRATION	-	457,758	-	-	-	-	457,758
20180540 COVID-SEMINOLE COVID RESPONSE	36,144,162	862,497	-	-	-	-	37,006,659
20180544 COVID-SMALL BUSINESS AST 00112	-	2,000,000	-	-	-	-	2,000,000
18 RESOURCE MGT - BUSINESS OFF							
00285810 FEMA CONSULTING SVC (00100)	586,750	171,066	-	-	-	-	757,816
18 RISK MANAGEMENT							
02118002 FORD ESCAPE S 4X2WD 05232	-	22,712	-	-	-	-	22,712
18 RESOURCE MANAGEMENT DEPT Total	58,000,336	153,962,739	-	-	-	-	211,963,074
Grand Total	338,227,667	635,355,663	112,051,416	96,839,502	71,848,215	61,160,701	1,411,721,213

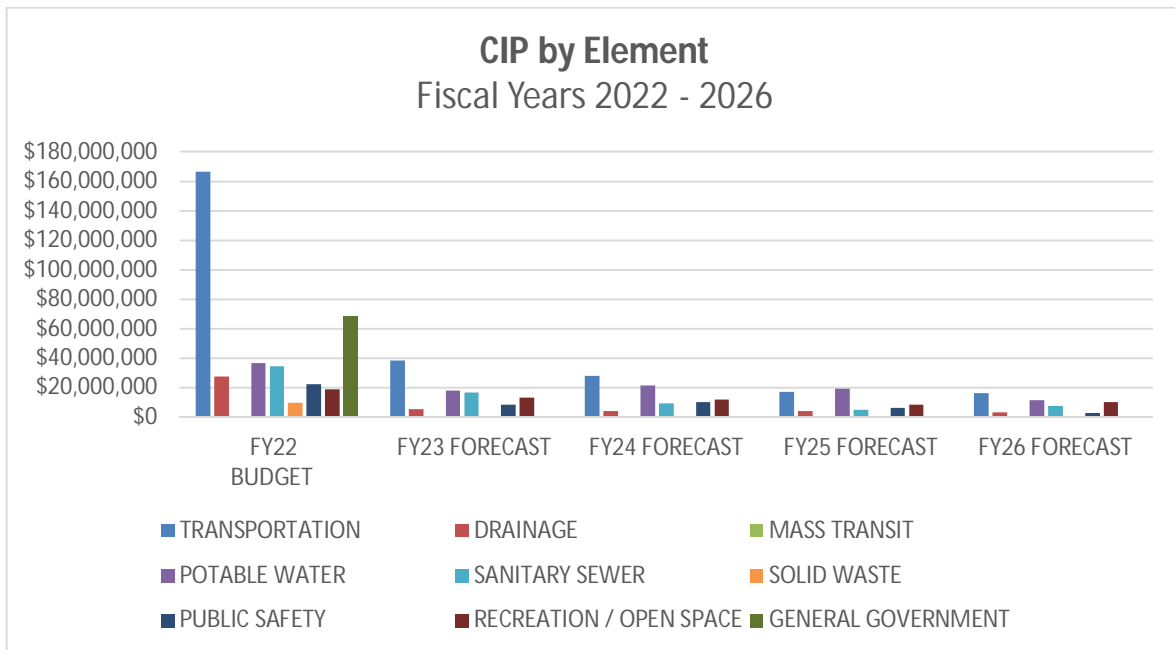


PURPOSE OF THE CAPITAL IMPROVEMENT ELEMENT

The purpose of the annual update to the Capital Improvements Elements (CIE) Plan is to adopt a five year, financially feasible schedule of capital improvements for each facility element. These improvements address the maintenance of adopted level of Service Standards and the achievement of adopted element policies and program goals. The CIE is updated annually as required by state law and included as part of the annual Text Amendments to the Seminole County Comprehensive Plan which are adopted separately by the Board of County Commissioners. In preparing the document, staff evaluates program and project costs, reviews revenue sources and projections to ensure adequacy to cover the five-year period and reviews facility services to ensure maintenance of the adopted Level of Service standards.

Seminole County's Comprehensive Plan is comprised of the facility elements specified in Rule 9J-5, Florida Administrative Code. The elements are designed to ensure that the County's growth management plan is supported by adequate services and infrastructure in a timely fashion. The CIE provides an assurance of effective facility elements implementation by adopting a financially feasible five-year schedule of improvements for each type of facility, and by measuring whether those improvements are adequate to meet current and projected demands covering the 5-year period.

The Capital Improvement Program is organized by CIE Facility Element. However, not all projects included in the Capital Improvement Program are CIE projects. Non-CIE projects are generally included in the Capital Improvement Program in the related CIE Facility Element.



PURPOSE OF THE CAPITAL IMPROVEMENT ELEMENT

Definitions of CIE Facility Elements

Transportation Element – Provides goal, objectives and policies within the County's Comprehensive Plan to address the County's transportation needs in terms of safety, capacity, and variety – car, bus, rail, bike and pedestrian. The adopted levels of service vary by the type of road and can be found in the Transportation Element of the Comprehensive Plan.

Drainage Element – Provides goal, objectives and policies within the County's Comprehensive Plan to address adequate drainage, flood control and water quality within the County.

Mass Transit Element – Provides goal, objectives and policies within the County's Comprehensive Plan to address mass transportation. Currently the County is committed to supporting the State in funding mass transit.

Potable Water Element – Provides goal, objectives and policies within the County's Comprehensive Plan to address the provision of clean water to County customers and the protection of water sources from contamination. The adopted level of service is 350 gallons per day per residential unit.

Sanitary Sewer Element – Provides goal, objectives and policies within the County's Comprehensive Plan to insure proper treatment and disposal of wastewater. The adopted level of service is 300 gallons per day per residential unit.

Solid Waste Element – Provides goal, objectives and policies within the County's Comprehensive Plan to address the proper pickup and disposal of solid waste products in the County. The adopted level of landfill disposal is 4.2 lbs. per day per dwelling unit and 4.7 lbs. per employee.

Public Safety Element – Projects that provide for public safety and do not naturally fall into one of the CIE Facility Elements are included in the Capital Improvement Program as a Public Safety project.

Recreation and Open Space Element – Provides goals, objectives and policies within the County's Comprehensive Plan to insure a variety of adequate recreational facilities within the County. The adopted level of service is 3.6 acres of recreational land per 1,000 population of which 1.8 acres is to be developed (such as a ball field), the remainder being left in a more natural state (such as trails).

General Government Element – Projects which do not naturally fall into one of the CIE Facility Elements are included in the Capital Improvement Program as a General Government project.

CAPITAL IMPROVEMENT PROGRAM - SUMMARY BY ELEMENT

ELEMENT	LTD ACTUALS	FY22 BUDGET	FY23 FORECAST	FY24 FORECAST	FY25 FORECAST	FY26 FORECAST	TOTAL PROJECT COST
TRANSPORTATION	108,213,631	166,302,490	38,169,356	27,945,020	17,110,000	16,230,000	374,270,497
DRAINAGE	8,290,887	27,208,447	5,133,413	4,000,000	4,000,000	3,000,000	51,632,748
MASS TRANSIT	1,370,097	6,510	-	-	-	-	1,376,606
POTABLE WATER	30,993,455	36,418,579	17,933,500	21,302,000	18,972,100	11,186,000	148,448,134
SANITARY SEWER	19,974,142	34,421,907	16,351,626	9,364,449	4,690,000	7,340,000	97,482,123
SOLID WASTE	9,323,176	9,446,849	560,000	-	-	-	19,330,025
PUBLIC SAFETY	5,788,012	22,328,173	8,501,366	9,985,676	6,262,770	2,821,845	87,942,994
RECREATION / OPEN SPACE	10,466,811	18,695,680	12,931,366	11,909,687	8,245,750	9,820,589	72,069,883
GENERAL GOVERNMENT	14,003,210	68,078,405	-	-	-	-	82,081,615
Grand Total	208,423,421	382,907,040	99,580,627	84,506,832	59,280,620	50,398,434	934,634,626

THIS REPORT EXCLUDES FLEET, FACILITIES, EQUIPMENT, AND CAPITAL PROJECTS UNDER \$50K IN LIFETIME COSTS

CAPITAL IMPROVEMENT PROGRAM - PROJECTS BY ELEMENT

ELEMENT	LTD ACTUALS	FY22 BUDGET	FY23 FORECAST	FY24 FORECAST	FY25 FORECAST	FY26 FORECAST	TOTAL PROJECT COST
TRANSPORTATION							
07 CAPITAL PROJECTS DELIVERY							
00008703 CUMBERLAND FARMS REMEDIA	625,580	139,460	-	-	-	-	765,040
00014602 WYMORE RD IMPROVEMENTS	1,444,936	4,747,633	-	-	-	-	6,192,569
00015002 NEW OXFORD RD WIDENING	3,151,404	22,362,826	-	-	-	-	25,514,230
00192948 ORANOLE RD SIDEWALKS	190,685	51,919	-	-	-	-	242,605
00192957 EASTBROOK ELEMENTARY SIDEI	17,597	-	-	-	-	-	317,597
00205206 SR426/CR419 WIDEN PHASE 2	11,695,973	361,845	-	-	-	-	12,057,818
00205207 ALTAMONTE CITY COUNTY SHAI	-	2,000,000	-	-	-	-	2,000,000
00205749 MAST ARM CONVERSION ON 17	1,941,961	1,058,128	-	-	-	-	3,000,089
00205750 US17-92 PED OP STAIRWELLS	165,386	640,330	-	-	-	-	805,716
00265503 US17-92/5 POINTS ROADWAY	8,135,682	2,864,856	-	-	-	-	11,000,538
01785134 LK MARY BLVD INT 4 LOCATION:	563,752	1,051,257	-	-	-	-	1,615,008
01785136 SR 434 at Mitchell Hammock Rd	406,239	1,541,663	-	-	-	-	1,947,901
01785139 SR 436 Multimodal Imp-Altamo	1,466,000	200,000	-	-	-	-	1,666,000
01785140 SR436 MULTIMODAL IMP - CAS:	244,345	1,500,000	1,500,000	1,772,500	-	-	5,016,845
01785142 RINEHART RD INTER IMP	187,540	1,137,460	662,500	662,500	-	-	2,650,000
01785145 SR434 WIDENING	265,196	1,778,386	3,000,000	-	-	-	5,043,582
01785146 SLAVIA RD CAPACITY IMP	774,711	3,205,856	5,000,000	-	-	-	8,980,567
01785147 SR434/SAND LK RD INT IMP	1,159,099	866,174	-	-	-	-	2,025,274
01785149 ALTAMONTE SUNRAIL BIKE/PEC	393,754	4,565,198	-	-	-	-	4,958,951
01785150 SR434 AT CR427 INTER IMP	75,935	171,734	-	-	-	-	247,670
01785169 NEW TRAFFIC SIGNAL CABINETS	1,968,039	721,150	500,000	500,000	500,000	500,000	4,689,189
01785176 PARENT-ARTERIAL RESURFACIN	385,329	-	3,400,000	3,400,000	3,400,000	3,400,000	13,985,329
01785204 W Airport Blvd Pavement	3,118	556,883	-	-	-	-	560,000
01785216 RESURFACING-LOCAL ROADS	16,116,114	5,155,040	4,280,000	4,280,000	4,280,000	3,400,000	37,511,154
01785222 PAVEMENT MGMT TESTING & II	834,573	474,742	225,000	225,000	225,000	225,000	2,209,315
01785224 ASSET MGMT INSP & INV	458,096	533,213	225,000	225,000	225,000	225,000	1,891,309
01785240 PIPE LINING AND INSPECTIONS	9,409,639	2,294,913	700,000	700,000	700,000	700,000	14,504,552
01785244 W AIRPORT BLVD SIDEWALKS	1,110,634	769,524	-	-	-	-	1,880,157
01785248 OLD LK MARY RD SIDEWALKS	79,063	196,150	-	-	-	-	275,213
01785254 LK HAYES RD SIDEWALKS	72,893	233,337	-	-	-	-	306,230
01785255 CARRIGAN AVE SIDEWALK	11,769	687,815	-	-	-	-	699,585
01785257 VIRGINIA AVE SIDEWALKS	91,316	160,077	-	-	-	-	251,393
01785259 SANLANDO ESTATES SIDEWALK:	25,732	401,972	-	-	-	-	427,704
01785260 GOLDIE MANOR AREA SIDEWAL	156,327	869,307	-	-	-	-	1,025,635
01785264 E HILLCREST ST SIDEWALKS	47,250	79,657	-	-	-	-	126,906
01785265 E ORANGE ST SIDEWALK	48,449	127,289	-	-	-	-	175,738
01785268 LONGWOOD HILLS RD SIDEWAL	2,309	12,691	378,000	-	-	-	393,000
01785272 RIVERVIEW AVE SIDEWALK	233,324	832,914	-	-	-	-	1,066,238
01785278 CARLTON ST SIDEWALKS	255,673	42,071	-	-	-	-	297,744
01785283 NORTHWESTERN/LITTLE WEK B	290,952	2,822,346	-	-	-	-	3,113,298
01785286 LK HOWELL/HOWELL CRK BRIDC	682,721	2,250,957	-	-	-	-	2,933,679
01785297 MINOR ROADWAY PROJECTS>\$	929,292	23,007	-	-	-	-	952,298
01785300 RED BUG LAKE RD TURN EXTEN:	29,494	1,617,497	-	-	-	-	1,646,992
01785303 ORANGE BLVD (CR431) SAFETY	6,878,816	13,762,242	7,603,856	-	-	-	28,244,914
01785315 VARIOUS COUNTY TRAILS PROJE	-	102,000	-	-	-	-	102,000
01785316 EE WILLIAMSON RD TRAIL CONFI	1,101,803	9,256,050	-	-	-	-	10,357,853
01785318 E SEMINOLE UNPAVED TRAILS	629,345	318,280	-	-	-	-	947,625
01785350 CELERY/MELLONVILLE TRAIL LOI	601,753	4,333,417	-	-	-	-	4,935,170
01785374 SIDEWALK REHAB PARENT	838,947	83,165	-	-	-	-	922,111
01785407 MAIN STREET SIDEWALK	-	575,000	-	-	-	-	575,000
01785408 SR426/CR419 WIDEN-PHASE 3	-	-	-	1,000,000	-	-	1,000,000
01785444 ADA REPLACEMENT PAVMT MG	1,973,325	816,377	400,000	400,000	400,000	400,000	4,389,702
01785446 I-4 TRAIL OVERPASS REPAIR	82,433	434,628	-	-	-	-	517,060
01785447 ANNUAL BRIDGE/TUNNEL REP/I	3,525,991	1,456,956	500,000	500,000	500,000	500,000	6,982,946
01785450 AIRPORT BLVD INT IMP	1,067	200,000	-	-	-	-	201,067

CAPITAL IMPROVEMENT PROGRAM - PROJECTS BY ELEMENT

ELEMENT	LTD ACTUALS	FY22 BUDGET	FY23 FORECAST	FY24 FORECAST	FY25 FORECAST	FY26 FORECAST	TOTAL PROJECT COST
01785468 SR436@HOWELL BRANCH INTEI	13,057	150,000	-	-	-	-	163,057
01785470 SR 436 @ BALMY BEACH MAST	45,003	481,442	-	-	-	-	526,446
01785486 PROJECT MANAGEMENT (GEC)	1,411,940	2,530,342	1,000,000	1,000,000	1,000,000	1,000,000	7,942,283
01785487 TRANS MASTER PLAN-EAST SIDE	-	250,000	-	-	-	-	250,000
01785489 ENGINEERING CAPITALIZATION	-	5,083,305	-	-	-	-	5,083,305
01785562 BRIDGE INSPECTIONS	275,236	180,204	80,000	80,000	80,000	80,000	775,440
01785572 MINOR ROADWAY PROJECTS	1,504,484	695,483	500,000	500,000	-	-	3,199,966
01907040 W SR 46 FIBER UPGRADE (PHAS	-	200,000	-	-	-	-	200,000
01907048 TRAFFIC VIDEO WALL UPGRADE	-	100,000	-	-	-	-	100,000
01907056 SR436@PEARL CAUSEWAY MAS	45,133	361,332	-	-	-	-	406,464
01907060 MAGNOLIA ST SIDEWALKS	14,131	57,000	-	-	-	-	71,131
01907062 CITRUS & HIGHLAND ST SIDEW/	33,342	1,458,809	-	-	-	-	1,492,152
01907084 NORTH ST CORRIDOR IMP	319,956	10,667,304	2,615,000	7,100,020	-	-	20,702,280
02001728 SAND LK TO E BRANTLY TURN L/	101,117	68,883	-	-	-	-	170,000
02007013 PWR CORR TRL SR434-SHEPARD	75,814	1,394,051	-	-	-	-	1,469,865
02007015 PED AND BIKE OVERPASSES	203,542	1,327,697	-	-	-	-	1,531,239
02007020 ROLLING HILLS MULTIPURPOSE	144,478	3,867,120	-	-	-	-	4,011,598
02007022 MARKHAM TRAILHEAD-BIKE AR	-	130,000	-	-	-	-	130,000
02007027 WEKIVA SPRINGS RD - INT IMPS	194,314	1,943,841	-	-	-	-	2,138,155
02007094 DIRT ROAD PAVING PROGRAM	24,034	979,405	1,000,000	1,000,000	1,000,000	1,000,000	5,003,440
02007099 LK EMMA/LONGWOOD HILLS ST	40,687	281,765	-	-	-	-	322,452
02007107 PEDESTRIAN/TRAIL BRIDGES RE	-	100,000	-	-	-	-	100,000
02007160 CROSS SEM TRL MISSING LINK 4	346,204	40,169	-	-	-	-	386,373
02107059 RED CLEVELAND BLVD RESURFA	-	540,000	-	-	-	-	540,000
02107062 HARMONY HOMES SUBDIV SIDE	17,174	422,286	-	-	-	-	439,460
02107063 FOREST LAKE DR SIDEWALK	15,640	221,600	-	-	-	-	237,240
02107066 LK MRY BL-SUN DR INTERSECTIC	117	469,650	-	-	-	-	469,767
02107075 HOWARD BLVD SIDEWALK	11,701	373,475	-	-	-	-	385,176
02107077 NARCISSUS AVE ROADWAY IMP	62,382	2,499,688	-	-	-	-	2,562,069
02107078 S. SANFORD AVE INTERMODAL	34,686	1,965,314	-	-	-	-	2,000,000
02107079 CR 419 AT SNOWHILL INTERSCE	24,958	568,616	-	-	-	-	593,575
02107081 CR427@ E LAKE MARY RD SIGN/	-	400,000	-	-	-	-	400,000
02107082 SR 434 @ SAND LAKE RD SIGNA	-	400,000	-	-	-	-	400,000
02107094 OXFORD RD SIDEWALK	68,237	509,021	-	-	-	-	577,259
02107101 LAKE MARY BLVD INTER IMROV	808,619	1,759,425	-	-	-	-	2,568,044
02107102 RED BUG LK RD TURN LANE EXT	51,008	304,992	-	-	-	-	356,000
02107103 RED BUG LAKE AT MIKLER RD	-	292,500	-	-	-	-	292,500
02207078 TRANS MAST PLAN 5YR UPDATE	-	750,000	-	-	-	-	750,000
02207079 4TH GEN REF PREPARATION PL/	-	500,000	-	-	-	-	500,000
02207081 ORANOLE/LINNEAL BEACH SIDE	-	245,000	-	-	-	-	245,000
02207083 ACCESS ROAD/FS #39	-	1,817,000	-	-	-	-	1,817,000
02207084 SLAVIA RD EXTENSION/SR 426-S	-	600,000	-	-	-	-	600,000
02207085 LK MARY BLVD 2022 RESURFACI	-	1,500,000	-	-	-	-	1,500,000
02207086 N RONALD REAGAN/CR427 202	-	1,400,000	-	-	-	-	1,400,000
02207087 LAKE DR/SEMINOLA-E LAKE PAV	-	500,000	-	-	-	-	500,000
02207100 EAST LAKE MARY AT OHIO MAS	-	400,000	-	-	-	-	400,000
02207101 OLIVER RD RESURFACING PROJE	-	240,000	-	-	-	-	240,000
02207103 NORTHWSTRN/BRIDGE-ALTAMI	-	175,144	-	-	-	-	175,144
99999906 PROGRAM MANAGEMENT (GEC)	7,817,429	4,457,968	3,200,000	3,200,000	3,200,000	3,200,000	25,075,397

07 TRAFFIC OPERATIONS

01785165 MAST ARMS REFURBISHMENTS	1,203,045	355,339	200,000	200,000	200,000	200,000	2,358,384
01785167 ATMS / ITMS Program (PARENT)	4,253,089	1,095,137	-	-	300,000	300,000	5,948,226
01785171 VARIABLE MESSAGE SYSTEM UP	579,804	-	-	100,000	-	-	679,804
01785310 TRAFFIC STUDIES	534,669	73,999	-	-	-	-	608,668
01785313 LED STREET SIGN UPGRADE	1,083,723	193,825	150,000	150,000	150,000	150,000	1,877,548
01785344 MAST ARM REBUILDS	1,725,246	885,147	450,000	450,000	450,000	450,000	4,410,393
01785346 LANE STRIPING	452,629	266,155	100,000	100,000	100,000	100,000	1,118,783

CAPITAL IMPROVEMENT PROGRAM - PROJECTS BY ELEMENT

ELEMENT	LTD ACTUALS	FY22 BUDGET	FY23 FORECAST	FY24 FORECAST	FY25 FORECAST	FY26 FORECAST	TOTAL PROJECT COST
01785348 SR426 @ RED BUG MAST ARM	423,560	56,588	-	-	-	-	480,148
01785458 EE WILLIAM@WOODLANDS MA	-	225,000	-	-	-	-	225,000
01785467 SR 436 @ CASSELTON MAST ARI	123,494	193,884	-	-	-	-	317,378
01785471 SR426@HOWELL BRANCH-MAS	-	400,000	-	-	-	-	400,000
01785525 SR 419 @ OSPREY TRAIL SIGNAL	430,093	41,072	-	-	-	-	471,165
01785571 SCHOOL FLASHER SIGNAL UPGR	106,928	282,699	100,000	100,000	100,000	100,000	789,627
01907041 E LAKE MARY BLVD FIBER UPGR	62,745	196,242	-	-	-	-	258,987
01907046 FIBER NETWORK CORE ROUTER:	259,746	64,277	-	100,000	-	-	424,023
01907047 CONNECTED VEHICLE/ICM EQUI	133,405	360,553	100,000	100,000	100,000	100,000	893,958
01907049 VIDEO DECODING EQUIP-TRAF I	319,701	56,251	100,000	-	-	-	475,952
01907051 RED BUG @ SR417 WS MAST AF	38,033	440,800	-	-	-	-	478,833
01907052 RED BUG @ SR 417E MAST ARM	319,306	50,000	-	-	-	-	369,306
01907086 FIBER OPTIC PULL BOX	255,092	378,149	200,000	100,000	200,000	200,000	1,333,240
02007009 SR436 @ ORANGE AVE MAST AI	339,658	105,926	-	-	-	-	445,584
02007159 E.LAKE MARY BVD @ SKY MAST	83,882	326,222	-	-	-	-	410,103
02107067 SR46 FIBER-SANFORD AVE-MELI	-	200,000	-	-	-	-	200,000
02207070 SR 436 @BEAR LAKE RD MAST	-	400,000	-	-	-	-	400,000
02207072 SR436@PRAIRIE LAKE-MAST AR	-	400,000	-	-	-	-	400,000
02207073 SR434@E LAKE BRANTLEY-MAS	-	400,000	-	-	-	-	400,000
02207074 SR 415@CELERY AVE - NEW SIG	-	450,000	-	-	-	-	450,000
02207075 SR 46A SIGNAL ADAPTIVE PROJ	-	200,000	-	-	-	-	200,000
02207076 NETWORK SWITCH UPGRADE/C	-	100,000	-	-	-	-	100,000
TRANSPORTATION Total	108,213,631	166,302,490	38,169,356	27,945,020	17,110,000	16,230,000	374,270,497

DRAINAGE

07 CAPITAL PROJECTS DELIVERY

00191684 ORANOLE RD DRAINAGE IMPRC	149,756	671,124	-	-	-	-	820,880
00191685 ORANOLE RD DRAINAGE IMPRC	42,900	57,100	-	-	-	-	100,000
00285002 LAKE HODGE OUTFALL	-	90,000	-	-	-	-	90,000
01785258 HILLVIEW DR SIDEWALK-DRAIN.	117	799,900	-	-	-	-	800,017
01785335 ECON BASIN DRAINAGE EVAL	73,313	1,350,307	-	-	-	-	1,423,620
01785340 ECON BSN L CRESCENT DRAIN E	92,943	368,205	-	-	-	-	461,148
01785376 WEKIVA BASIN TMDL	221,493	832,718	-	-	-	-	1,054,210
01785431 HIBISCUS LN STORMWATER PUI	99,165	246,025	-	-	-	-	345,191
01785433 CECILIA DR BAFFLE BOXES	-	450,000	-	-	-	-	450,000
01785434 ALTON DR STORMWATER POND	140,603	325,140	-	-	-	-	465,742
01785443 TANGLEWOOD DRAINAGE IMPF	240,601	593,314	-	-	-	-	833,915
01785479 SIDEWALK REPAIRS-STORMWATER	4,184,488	1,629,195	1,000,000	1,000,000	1,000,000	1,000,000	9,813,683
01785488 CRANE STRAND CANAL CULVERT	65,527	292,413	-	-	-	-	357,941
01907066 SPRING VALLEY FARMS OUTFALL	151,738	717,020	-	-	-	-	868,758
01907068 MULLET LK PK RD DRAINAGE HI	607,061	1,840,711	-	-	-	-	2,447,772
01907077 MIDWAY DRAINAGE IMPROVEM	23,951	2,979,479	3,000,000	3,000,000	3,000,000	2,000,000	14,003,431
02007092 HILLVIEW DR DRAINAGE RSF	1,027,316	2,512,166	-	-	-	-	3,539,482
02007096 GRACE LK OUTFALL	29,567	729,576	-	-	-	-	759,143
02007098 JESUP BASIN-BAFFLE BOX-LOTM	91,640	243,560	-	-	-	-	335,200
02007101 MILLER RD CULVT DRAINAGE HI	143,267	873,941	-	-	-	-	1,017,207
02007102 NEBRASKA AVE BRIDGE DRAIN I	134,379	833,163	-	-	-	-	967,543
02007104 NOLAN RD CHANNEL DRAINAGE	190,342	1,060,082	-	-	-	-	1,250,424
02007106 OREGON/MICHIGAN ST DRAINAGE	154,617	617,953	-	-	-	-	772,570
02007111 SMITH CANAL/MONROE BASIN	225,302	551,021	-	-	-	-	776,323
02007124 WILLOW AVE-ALHAMBRA DRAIN	132,741	1,000,790	-	-	-	-	1,133,531
02107073 SPRING VALLEY FARMS DRAINS	13,034	371,966	-	-	-	-	385,000
02107093 PINE LAKE BAFFLE BOXES	169	114,848	-	-	-	-	115,017
02107099 WHITCOMB DRAINAGE IMPROV	-	1,300,000	865,413	-	-	-	2,165,413
02207090 RESERVOIR LK OUTFALL CANAL	-	267,980	268,000	-	-	-	535,980
02207091 NUTRIENT STUDY/LK MILLS & SI	-	300,000	-	-	-	-	300,000

CAPITAL IMPROVEMENT PROGRAM - PROJECTS BY ELEMENT

ELEMENT	LTD ACTUALS	FY22 BUDGET	FY23 FORECAST	FY24 FORECAST	FY25 FORECAST	FY26 FORECAST	TOTAL PROJECT COST
02207093 HOWELL CREEK EROSION ASSES	-	70,000	-	-	-	-	70,000
02207094 BASIN STUDIES/E COUNTY BASII	-	2,291,250	-	-	-	-	2,291,250
02207095 USGS MONITORING PROG -3RD	-	83,500	-	-	-	-	83,500
02207096 DEER RUN SUB - E CULVERT REP	-	280,000	-	-	-	-	280,000
02207097 WOODLAND II SUB/OUTFALL RE	-	360,000	-	-	-	-	360,000
02207099 LITTLE WEKIVA RIVER REST PRO	54,857	104,000	-	-	-	-	158,857
DRAINAGE Total	8,290,887	27,208,447	5,133,413	4,000,000	4,000,000	3,000,000	51,632,748

MASS TRANSIT

07 CAPITAL PROJECTS DELIVERY							
00251403 RAIL RELATED TRANSIT	1,370,097	6,510	-	-	-	-	1,376,606
MASS TRANSIT Total	1,370,097	6,510	-	-	-	-	1,376,606

POTABLE WATER

08 UTILITIES ENGINEERING							
00021717 OVERSIZING & EXTENSIONS-PO	7,761	50,000	50,000	50,000	50,000	50,000	307,761
00021726 OREGON ST/FM WM RELOCATE	90,676	1,171,602	-	-	-	-	1,262,278
00022903 SMALL METER REPLACEMENT P	8,041,294	1,373,482	-	-	-	-	9,414,776
00040302 CAPITALIZED LABOR PROJECT	-	700,000	700,000	700,000	700,000	700,000	4,200,000
00040306 CAPITALIZED LABOR PROJECT	-	75,000	-	-	-	-	75,000
00064565 DRUID HILLS DISTRIBUTION UPC	465,530	2,760,833	-	-	-	-	3,226,363
00064579 LAKE HARRIET DISTRIBUTION IM	84,788	315,480	-	-	-	-	400,268
00064580 MEREDITH MANOR DISTRIBUTIO	104,272	134,530	3,750,000	3,750,000	-	-	7,738,802
00064582 APPLE VALLEY DISTRIBUTION IM	24,994	1,745,006	-	-	4,400,000	4,400,000	10,570,000
00064590 WATER DISTRIBUT SYSTEM REH.	237,326	700,000	700,000	700,000	700,000	700,000	5,037,326
00064592 WATER SERVICE LINE REPLACEN	598,246	250,000	-	-	-	-	848,246
00065234 WEKIVA PARKWAY UTILITY RELC	13,164,755	3,438,390	-	-	-	-	16,603,145
00065236 MINOR ROADS UTILITY UPGRAC	259,478	150,000	150,000	150,000	150,000	150,000	1,159,478
00065237 MINOR ROADS UTILITY UPGRAC	8,163	150,000	150,000	150,000	150,000	150,000	908,163
00065251 17-92 Utility Relocations	1,930,543	388,225	-	-	-	-	2,318,768
00178312 GWL WTP DECOMMISSIONING	250	499,750	-	-	-	-	500,000
00178313 COUNTRY CLUB WATER TREATM	21,869	478,131	-	-	-	-	2,788,500
00181605 YANKEE LAKE SWTF REHAB/REP	295,107	833,821	4,000,000	250,000	250,000	250,000	6,128,928
00195209 YLK WRF REHAB/REPLACEMENT	1,757,586	4,082,899	-	-	-	-	5,840,485
00195718 SER WTP OZONE SIDESTREAM	54,038	445,962	-	-	-	-	500,000
00195785 SER R & R	79,327	250,000	-	-	-	-	329,327
00201103 CONSUMPTIVE USE PERMIT COI	525,376	826,638	-	-	-	-	1,352,015
00203206 APPLE VALLEY TRANSMISSION M	38,729	371,823	-	-	-	-	410,553
00203213 LAKE HAYES WTP PARTIAL DECC	7,839	292,161	-	-	-	-	300,000
00203311 LAKE HARRIET WATER TREATME	-	150,000	-	-	-	-	150,000
00203313 LAKE BRANTLEY WATER TREATM	-	150,000	-	-	-	-	150,000
00203315 DRUID HILLS WATER TREATMEN	63,638	316,362	-	-	-	-	380,000
00203317 APPLE VALLEY WATER TREATME	39,855	210,145	-	-	-	-	250,000
00216704 HEATHROW WATER TREATMEN	-	880,000	-	-	-	-	880,000
00216732 MARKHAM WTP REHAB AND RE	612,452	745,094	-	-	-	-	5,161,546
00227458 GWL CAPACITY EXPANSION	-	100,000	-	3,778,500	3,778,500	-	7,657,000
00243505 INDIAN HILL WATER TREATMEN	288,603	233,140	200,000	200,000	200,000	200,000	1,521,743
00243506 LYNWOOD WTF REHAB/REPLAC	-	200,000	-	-	-	1,722,000	2,122,000
00255203 UTILITIES MASTER PLAN	1,203,364	499,359	-	-	-	-	3,202,723
00283009 WATER SYSTEM AUDIT AND LEA	-	160,000	-	-	-	-	310,000
02108043 ASR CONVERSION (POTABLE TO	16,906	83,094	-	4,100,000	-	-	4,200,000
02108055 HIGHLAND PINES UTILITIES UPC	131,721	2,245,543	-	-	-	-	2,377,264
02108059 SLAVIA RD RELOCATION	-	250,000	-	-	-	1,500,000	1,750,000
02208022 REGIONAL WATER SUPPLY PLAN	-	50,000	50,000	50,000	50,000	50,000	300,000
02208024 WELL DEEPEN FEASIBILITY SER	-	590,000	-	-	-	-	590,000

CAPITAL IMPROVEMENT PROGRAM - PROJECTS BY ELEMENT

ELEMENT	LTD ACTUALS	FY22 BUDGET	FY23 FORECAST	FY24 FORECAST	FY25 FORECAST	FY26 FORECAST	TOTAL PROJECT COST
02208025 OXFORD WATER MAIN IMPROV	-	2,128,000	-	-	-	-	2,128,000
02208026 RINEHART RD VALVES AND FLO	-	500,000	-	-	-	-	500,000
02208027 REPLACEMENT OF PS 291	-	2,150,000	-	-	-	-	2,150,000
02208029 17-92/PRAIRIE LAKE WATER MA	-	250,000	-	-	-	-	250,000
02208034 SER WTP - LOX TANK	-	535,000	-	-	-	-	535,000
02208035 INDIAN HILLS GST	-	1,300,000	-	-	-	-	1,300,000
02208037 WTP STORAGE TANK R&R	-	369,000	-	-	-	-	369,000
02208039 HOLISTIC WATER POLICY	-	330,000	-	-	-	-	330,000
BEAR LAKE RD. AND SR 436 WATER MAIN						150,000	150,000
HAMPTON PARK PS UPGRADE			-	-	200,000	-	200,000
HIGHLAND PINES UTILITIES UPGRADES - WATER				3,140,000			3,140,000
HYDRAULIC MODEL UPDATE			250,000				250,000
INDIAN HILLS HSP			150,000				150,000
INDIAN HILLS WTP WATER MAIN					57,000		57,000
JESSICA DRIVE WATER MAIN						414,000	414,000
LAKES HAYES BOOSTER PS					4,911,600		4,911,600
MARKHAM REGIONAL WTP -SECOND 9,000-GALLON LOX TANK			267,500	267,500			535,000
NORTHEAST AND NORTHWEST WATER MAIN CONNECTION						750,000	750,000
NWSA DBP FORMATION MANAGEMENT AND 4-LOG EVALUATION			75,000	75,000			150,000
RECHARGE/ASR/UNDERGROUND INJECTION EXPLORATORY WELL			3,500,000				3,500,000
US17-92 WEST NEIGHBORHOOD WATER MAIN UPGRADES (FERN PARK)					3,375,000		3,375,000
WELL DEEPENING - SER 1							850,000
YANKEE LAKE WRF R&R - 1			3,941,000	3,941,000			7,882,000
08 WATER OPERATIONS							
00006607 UNIDIRECTIONAL FLUSHING PRI	838,967	510,108	-	-	-	-	1,349,075
POTABLE WATER Total	30,993,455	36,418,579	17,933,500	21,302,000	18,972,100	11,186,000	148,448,134

SANITARY SEWER

08 UTILITIES ENGINEERING							
00021716 OVERSIZING & EXTENSION-SAN	33,479	50,000	50,000	50,000	50,000	50,000	333,479
00056606 LAKE MONROE WATER TREATM	-	300,000	-	-	-	-	300,000
00065239 OXFORD ROAD GRAVITY MAIN	449,224	4,006,715	3,842,000	-	-	-	8,297,939
00065284 ORANGE BLVD FORCE MAIN EXT	700,654	3,814,725	2,200,000	-	-	-	6,715,379
00065285 COUNTRY CLUB HEIGHT GRAV N	327,627	3,836,707	3,115,000	-	-	-	7,279,334
00082924 PUMP STATION UPGRADES	4,889,973	3,918,232	1,750,000	1,750,000	1,750,000	2,700,000	19,458,205
00083116 FORCE MAIN & AIR RELEASE VA	608,130	588,263	765,000	765,000	590,000	890,000	5,096,393
00083120 CR 427 FORCE MAIN REHAB	35,016	3,272,337	-	-	-	-	3,307,353
00216426 IRON BRIDGE AGREEMENT	7,484,108	6,180,588	2,171,626	1,029,449	-	1,500,000	19,865,771
00227413 GREENWOOD LAKES RAPID INFI	133	100,000	-	-	-	-	100,133
00227416 GREENWOOD LAKES WATER REI	1,433,961	3,139,130	-	-	-	-	4,573,091
00227420 PUMP STATION GENERATORS (I	3,040,606	1,800,680	1,500,000	1,500,000	-	-	7,841,286
00283004 SSNOCWTA INFILTRATION & IN	947,198	1,282,561	-	-	-	-	2,229,759
00283005 NW-RW-2 SYSTEM WIDE OPER I	-	858,000	858,000	-	-	-	1,716,000
02208028 FORCE MAIN CONNECT PS291/S	-	698,000	-	-	-	-	698,000
02208030 RECLAIMED WATER MAINS R&R	-	100,000	100,000	100,000	100,000	200,000	800,000
FLOW METER ON I4 FORCE MAIN			-	-	200,000	-	200,000
SSNOCWTA - PS 344 UPGRADES			-	1,500,000	-	-	1,500,000
SSNOCWTA - UPGRADE CENTRAL FIVE PS PUMPS			-	70,000	-	-	70,000
SSNOCWTA-FSSNOCWTA-FORCE MAIN 5 PTS TO MAITLAND			-	2,600,000	-	-	2,600,000
08 WASTEWATER OPERATIONS							
00243509 FACILITIES ADMIN ADD/EXPANS	24,032	475,968	-	-	2,000,000	2,000,000	4,500,000
SANITARY SEWER Total	19,974,142	34,421,907	16,351,626	9,364,449	4,690,000	7,340,000	97,482,123

CAPITAL IMPROVEMENT PROGRAM - PROJECTS BY ELEMENT

ELEMENT	LTD ACTUALS	FY22 BUDGET	FY23 FORECAST	FY24 FORECAST	FY25 FORECAST	FY26 FORECAST	TOTAL PROJECT COST
SOLID WASTE							
09 LANDFILL OPERATIONS PROGRAM							
00281204 GENERAL LANDFILL REFURBISHI	159,967	190,821	300,000	-	-	-	650,788
00281205 LANDFILL RD & CITIZEN UPGRAI	52,128	1,247,872	-	-	-	-	1,300,000
02109027 LANDFILL STORMWATER SYSTEI	-	125,000	-	-	-	-	125,000
02209016 A1-JON 600 COMPACTOR 1	-	918,000	-	-	-	-	918,000
02209017 A1-JON 600 COMPACTOR 2	-	918,000	-	-	-	-	918,000
09 SW-COMPLIANCE & PROGRAM MAN							
00160803 LANDFILL ACCESS PAVING	82,296	517,704	-	-	-	-	600,000
00201902 TIPPING FLOOR RESURFACING	1,064,779	1,475,803	-	-	-	-	2,540,582
00244511 LANDFILL SCALEHOUSE	2,428,392	183,054	-	-	-	-	2,611,446
00244516 OSCEOLA ROAD LANDFILL TELEN	455,261	748,442	-	-	-	-	1,203,703
00244517 TRANSFER STATION REFURBISH	968,907	489,745	-	-	-	-	1,458,652
00244520 LANDFILL LEACHATE TANKS	103,676	146,324	-	-	-	-	250,000
00244522 LANDFILL PUMP STATION REPL/	22,635	753,078	60,000	-	-	-	835,713
00244604 LANDFILL GAS SYSTEM EXPANSI	2,892,164	514,319	200,000	-	-	-	3,606,483
01785396 URBAN BEAR MANAGEMENT PL	754,633	33,860	-	-	-	-	788,493
01909102 OSCEOLA ROAD BORROW PIT	63,755	59,011	-	-	-	-	122,766
02109034 TRANSFER STATION SCALEHOU	-	900,000	-	-	-	-	900,000
09 TRANSFER STATION							
00216108 SOLID WASTE MGMT MASTER P	274,184	175,816	-	-	-	-	450,000
00244515 CTS SCALE AUTOMATION UPGR.	399	50,000	-	-	-	-	50,399
SOLID WASTE Total	9,323,176	9,446,849	560,000	-	-	-	19,330,025
PUBLIC SAFETY							
05 EMS/FIRE/RESCUE							
01785404 WINTER SPRG FIRE IMP FEE FS2	-	2,667,009	-	-	-	-	2,667,009
02005012 FIRE STATION 39 SANFORD-LK N	589,145	6,901,368	-	-	-	-	7,490,513
02005021 FIRE STATION 39 SANFORD-LK N	258,249	-	2,437,616	2,559,496	2,687,471	2,821,845	23,535,305
02005049 FIRE STATION 11 ALTAMONTE	4,641,516	889,460	-	-	-	-	5,530,976
02105063 FIRE STATION 25 CASSELBERRY	-	4,921,645	-	-	-	-	4,921,645
02105064 FIRE STATION 25 CASSELBERRY	-	1,493,368	-	-	-	-	1,493,368
02205003 FIRE STATION 23 LAND	-	750,000	-	-	-	-	750,000
FIRE STATION 19 LAKE MARY/LONGWOOD	-	-	-	-	-	-	9,932,424
FIRE STATION 23 WINTER PARK RELOCATE	-	-	6,063,750	-	-	-	6,063,750
FIRE STATION 28 WINTER SPRINGS	-	-	-	7,426,179	3,575,299	-	11,001,479
FIRE STATION 35 SANFORD RELOCATE	-	-	-	-	-	-	9,552,101
07 CAPITAL PROJECTS DELIVERY							
01785962 JUVENILE ASSESSMENT CENTER	-	3,010,000	-	-	-	-	3,010,000
01785964 JUVENILE ASMNT CENTER	299,102	1,695,323	-	-	-	-	1,994,425
PUBLIC SAFETY Total	5,788,012	22,328,173	8,501,366	9,985,676	6,262,770	2,821,845	87,942,994
RECREATION / OPEN SPACE							
01 TOURIST DEVELOPMENT							
00234720 SPORTS COMPLEX	3,468,592	123,451	-	-	-	-	3,592,042
04 GREENWAYS & NATURAL LANDS							
00182340 SPRING HAMMOCK PK ENHANC	210,997	534,810	-	-	-	-	745,807
00234605 BLACK BEAR WILDERNESS AREA	606,117	14,143	-	-	-	-	620,260
00234793 WAYSIDE PARK-BOATER IMPRO	119,570	267,930	-	-	-	-	387,500
00282602 SUNLAND PARK	44,616	460,083	-	-	-	-	504,699

CAPITAL IMPROVEMENT PROGRAM - PROJECTS BY ELEMENT

ELEMENT	LTD ACTUALS	FY22 BUDGET	FY23 FORECAST	FY24 FORECAST	FY25 FORECAST	FY26 FORECAST	TOTAL PROJECT COST
01904006 ROLLING HILLS ACQUISITION	4,416,234	6,624	-	-	-	-	4,422,858
02104043 AMENITIES FOR TRAIL HEADS	-	75,000	-	-	-	-	75,000
02104044 SIGNS FOR TRAILS	-	70,000	-	-	-	-	70,000
02104045 CENTRL TRAIL/WHEELHOUSE P/	-	200,000	-	-	-	-	200,000
02104046 CROSS SEMINOLE TRAIL SPUR-A	-	111,094	-	-	-	-	111,094
02104051 DEER RUN PROPERTY ACQUISITI	99,148	6,695,251	-	-	-	-	6,794,399
02104053 DEER RUN STABILIZATION	-	150,000	-	-	-	-	150,000
02204037 MIDWAY AREA TRAILS MASTER	-	200,000	-	-	-	-	200,000
02204038 TRAILS MARKING & SIGNAGE S/	-	150,000	-	-	-	-	150,000
02204039 KEWANEE TRAIL LOOP	-	200,000	-	-	-	-	200,000
02204040 SYLVAN LAKE TRAIL LOOP	-	200,000	-	-	-	-	200,000
BLACK BEAR WILDERNESS BOARDWALK RENOVATIONS	-	-	-	-	250,000	-	250,000
BOOKERTOWN PARK SOFTBALL FIELDS	-	-	-	93,750	-	-	93,750
BOOKERTOWN PARK SPORTS LIGHTING	-	-	-	166,250	-	-	166,250
ECON WILDERNESS AREA RESTROOM	-	-	-	343,750	-	-	343,750
GREENWOOD LAKE PARK SPORTS LIGHTING	-	-	166,250	-	-	-	166,250
KEWANNE TRAIL LOOP FISHING PIER	-	-	58,800	-	-	-	58,800
LAKE HARNEY WILDERNESS AREA	-	-	933,725	-	-	-	933,725
LAKE HARNEY WILDERNESS AREA PH 2	-	-	773,725	-	-	-	773,725
LAKE JESUP PARK OBSERVATION TOWER	-	-	500,000	-	-	-	500,000
LAKE JESUP PARK PARKING LOT	-	-	77,006	-	-	-	77,006
LAKE JESUP PARK RAMP IMPROVEMENTS	-	-	100,000	-	-	-	100,000
LAKE JESUP PARK SEAWALL	-	-	100,000	-	-	-	100,000
LAKE MONROE WAYSIDE PARK RESTROOM BUILDING	-	-	187,500	-	-	-	187,500
OVERLOOK PARK BOARDWALK RENOVATIONS	-	-	80,000	-	-	-	80,000
SPRING HAMMOCK LIFT/RAMP	-	-	520,000	-	-	-	520,000
SPRING HAMMOCK OBSERVATION TOWER	-	-	520,000	-	-	-	520,000
04 LEISURE BUSINESS OFFICE							
01785403 RIVERBEND PLACEMAKING PRO	173,518	83,323	-	-	-	-	256,841
04 LIBRARY SERVICES							
02104037 LIBRARY FACILITY MASTER PLAN	-	120,000	-	-	-	-	120,000
CENTRAL BRANCH LIBRARY RENOVATIONS	-	-	205,000	700,000	-	-	905,000
EAST BRANCH LIBRARY RENOVATIONS	-	-	306,250	78,625	-	-	384,875
NORTH BRANCH LIBRARY RENOVATIONS	-	-	140,250	70,999	-	-	211,249
NORTHWEST BRANCH CIRCULATION DESK	-	-	62,500	-	-	-	62,500
NORTHWEST BRANCH LIBRARY RENOVATION	-	-	30,625	76,500	-	-	107,125
WEST BRANCH LIBRARY RENOVATIONS	-	-	135,250	76,500	-	-	211,750
04 PARKS & RECREATION							
00234695 JETTA POINT/ROLLING HILLS	265,228	234,772	-	-	-	-	500,000
02004009 SOLDIERS CREEK OVERFLOW LO	64,992	247,383	-	-	-	-	312,375
02204041 WEKIVA PROPERTY ACQUISITIO	-	8,478,069	-	-	-	-	8,478,069
MOORE STATION FIELD - CONCESSION FACILITIES	-	-	-	-	-	312,500	312,500
MOORE STATION FIELD- LIGHTING/SITE PARKING	-	-	158,175	-	-	-	158,175
MOORE STATION FIELD- NEW PAVILLION	-	-	81,250	-	-	-	81,250
MOORE STATION FIELD- PARKING LOT PAVING	-	-	-	-	-	153,151	153,151
MOORE STATION FIELD- SOCCER FIELD RENOVATION	-	-	-	-	562,500	-	562,500
MOORE STATION FIELD- SPORTS LIGHTING	-	-	-	665,000	-	-	665,000
MUSEUM - BUILDING 302 PROJECT	-	-	78,000	-	-	-	78,000
MUSEUM - COLLECTIONS ANEX	-	-	-	3,225,000	-	-	3,225,000
MUSEUM - ENTRANCE SIGN	-	-	-	-	-	62,500	62,500
MUSEUM - EXHIBITS GALLERY	-	-	-	-	-	1,687,500	1,687,500
MUSEUM - PAVILION	-	-	-	-	93,750	-	93,750
MUSEUM - PREHISTORY GALLERY	-	-	-	-	-	4,300,000	4,300,000
RED BUG LAKE PARK - SOFTBALL FIELDS	-	-	93,750	93,750	93,750	-	281,250
RED BUG LAKE PARK - BOARDWALK	-	-	-	-	-	312,500	312,500

CAPITAL IMPROVEMENT PROGRAM - PROJECTS BY ELEMENT

ELEMENT	LTD ACTUALS	FY22 BUDGET	FY23 FORECAST	FY24 FORECAST	FY25 FORECAST	FY26 FORECAST	TOTAL PROJECT COST
RED BUG LAKE PARK - PICKLEBALL COURTS			-	-	-	125,000	125,000
RED BUG LAKE PARK - SHADE COVER			-	100,000	50,000	-	150,000
RED BUG LAKE PARK - SPORTS LIGHTING			1,330,000	-	-	-	1,330,000
RED BUG LAKE PARK -HIKING/TRAILS			-	-	82,500	-	82,500
RED BUG LAKE PARK RENOVATION - ACQUIRE ADJACENT PROP			700,000	-	-	-	700,000
SANLANDO PARK - LIGHTING/SITE PARKING			-	-	-	173,438	173,438
SANLANDO PARK - SITE DRAINAGE AND SHELL TRAIL			-	-	62,500	-	62,500
SANLANDO PARK - SPORTS LIGHTING			-	-	748,125	-	748,125
SANLANDO PARK - STAFF BUILDING			-	-	-	1,875,000	1,875,000
SOFTBALL COMPLEX - FENCING/GATES			-	-	84,000	84,000	168,000
SOFTBALL COMPLEX - PUBLIC RESTROOMS			-	-	156,250	-	156,250
SOFTBALL COMPLEX - SEATING			-	-	31,250	31,250	62,500
SOFTBALL COMPLEX - SOFTBALL FIELDS			-	93,750	187,500	187,500	468,750
SOFTBALL COMPLEX - SPORTS LIGHTING			831,250	-	-	-	831,250
SOFTBALL COMPLEX - TECHNOLOGY UPGRADE			-	62,500	-	-	62,500
SOFTBALL COMPLEX -LIGHTING/SITE PARKING			-	312,188	-	-	312,188
SPORT COMPLEX - NEW TURF			3,750,000	-	-	-	3,750,000
SPORT COMPLEX - PAVE OVERFLOW LOT			575,000	-	-	-	575,000
SPORT COMPLEX - TURF REPLACEMENT			-	4,250,000	5,312,500	-	9,562,500
SPORTS COMPLEX - DIGITAL VIDEO BOARDS			-	937,500	-	-	937,500
SPORTS COMPLEX - FENCE EQUIPMENT			343,310	-	-	-	343,310
SYLVAN LAKE - BOARDWALKS			-	-	312,500	-	312,500
SYLVAN LAKE - SOCCER FIELDS			93,750	93,750	93,750	93,750	375,000
SYLVAN LAKE - SPORTS LIGHTING			-	249,375	-	-	249,375
SYLVAN LAKE- CONCESSION FACILITIES			-	-	-	312,500	312,500
SYLVAN LAKE- LIGHTING/SITE PARKING			-	-	124,875	-	124,875
SYLVAN LAKE- PICKLEBALL COURT			-	-	-	110,000	110,000
SYLVAN LAKE- VEHICULAR PARKING			-	220,500	-	-	220,500
07 CAPITAL PROJECTS DELIVERY							
00187766 CROSS SEM TRL MISSING LINK 4	997,799	73,747	-	-	-	-	1,071,546
RECREATION / OPEN SPACE Total	10,466,811	18,695,680	12,931,366	11,909,687	8,245,750	9,820,589	72,069,883

GENERAL GOVERNMENT

01 COUNTY MANAGER

01901020 ROSENWALD PROPERTY DEVELC	1,846,806	5,977	-	-	-	-	1,852,783
------------------------------------	-----------	-------	---	---	---	---	-----------

07 CAPITAL PROJECTS DELIVERY

01901019 5 POINTS DEVELOPMENT PROJE	1,171,808	3,958,807	-	-	-	-	5,130,615
02107085 5 POINTS DEV - COURT ANNEX	5,043,302	36,825,698	-	-	-	-	41,869,000
02107086 5 POINTS DEV - CJC RENOVATIO	-	93,674	-	-	-	-	93,674
02107087 5 POINTS DEV - PARKING GARAI	1,538,635	11,525,044	-	-	-	-	13,063,679
02107088 5 POINTS DEV - ENERGY PLANT	1,979,865	14,693,782	-	-	-	-	16,673,647

07 FACILITIES

00045205 COURTHOUSE RENOVATIONS	212,083	259,853	-	-	-	-	471,936
---------------------------------	---------	---------	---	---	---	---	---------

07 WATER QUALITY

00284203 LK JESUP GROUNDWATER SEEP,	-	61,390	-	-	-	-	61,390
01785440 LAKE BRANTLEY NUTRIENT STUI	45,325	104,675	-	-	-	-	150,000
01785441 LAKE SEMINARY NUTRIENT STUI	26,303	73,697	-	-	-	-	100,000
01785442 LAKE SYLVAN NUTRIENT STUDY	135,402	70,751	-	-	-	-	206,153
02007024 WEKIVA BMAP/PFA GRDWTR AI	45,525	89,205	-	-	-	-	134,730
02007123 VEGETATION/SEDIMENT REMO'	54,922	45,078	-	-	-	-	100,000
02107069 HOWELL CREEK BIO-MONITORII	30,515	29,881	-	-	-	-	60,396

CAPITAL IMPROVEMENT PROGRAM - PROJECTS BY ELEMENT

ELEMENT	LTD ACTUALS	FY22 BUDGET	FY23 FORECAST	FY24 FORECAST	FY25 FORECAST	FY26 FORECAST	TOTAL PROJECT COST
18 MSBU PROGRAM							
01918002 ROLLING HILLS REMEDIATION	1,454,911	47,201	-	-	-	-	1,502,112
01918005 MSBU SYLVAN LAKE (AWC)	96,155	24,845	-	-	-	-	121,000
02118003 LITTLE LK HOWELL/TUSKAWILLA	40,334	19,166	-	-	-	-	59,500
02118004 E CRYSTAL CHAIN OF LAKES	281,319	56,181	-	-	-	-	337,500
02218005 LAKE LINDEN - PH I MSBU	-	93,500	-	-	-	-	93,500
GENERAL GOVERNMENT Total	14,003,210	68,078,405	-	-	-	-	82,081,615
Grand Total	208,423,421	382,907,040	99,580,627	84,506,832	59,280,620	50,398,434	934,634,626

CIP Project Detail

01 TRANSPORTATION	2
02 DRAINAGE	135
03 MASS TRANSIT	171
04 POTABLE WATER	172
05 SANITARY SEWER	236
06 SOLID WASTE	257
07 PUBLIC SAFETY	275
08 RECREATION / OPEN SPACE	288
09 GENERAL GOVERNMENT	374

CIP Project Detail

Project Number: 00008703 **Element:** 01 TRANSPORTATION **Budget Expended:** 82%
Project Title: CUMBERLAND FARMS REMEDIATION **Start Date:** **End Date:**
District: **Director:** JEAN JREIJ, PW
Function: 54 TRANSPORTATION **Fund:** 11500 1991 INFRASTRUCTURE SALES TAX
Sales Tax Referendum: 1ST GEN REFERENDUM PROJECTS **BU Type:** 20 CIP
Department: 07 PUBLIC WORKS DEPT **Program:** 07 CAPITAL PROJECTS DELIVERY
Project Scope:
 CUMBERLAND FARMS REMEDIATION

Project Location:

Project Status:

Project Financials:

Account	LTD Actuals	FY22 Current Budget	FY23 Funding	FY24 Funding	FY25 Funding	FY26 Funding	Total Project Cost
530 OPERATING EXPENDITURES	296,938	139,460					436,398
540 INTERNAL SERVICE CHARGES							
560610 LAND	328,642						328,642
FUTURE BUDGETS							
TOTAL:	625,580	139,460					765,040

CIP Project Detail

Project Number: 00014602 **Element:** 01 TRANSPORTATION **Budget Expended:** 23%
Project Title: WYMORE RD IMPROVEMENTS **Start Date:** **End Date:**
District: **Director:** JEAN JREIJ, PW
Function: 54 TRANSPORTATION **Fund:** 11500 1991 INFRASTRUCTURE SALES TAX
Sales Tax Referendum: 1ST GEN REFERENDUM PROJECTS **BU Type:** 20 CIP
Department: 07 PUBLIC WORKS DEPT **Program:** 07 CAPITAL PROJECTS DELIVERY
Project Scope:
WYMORE RD IMPROVEMENTS

Project Location:

Project Status:

Project Financials:

Account	LTD Actuals	FY22 Current Budget	FY23 Funding	FY24 Funding	FY25 Funding	FY26 Funding	Total Project Cost
540 INTERNAL SERVICE CHARGES							
560610 LAND	824,533	170,917					995,451
560650 CONSTRUCTION IN PROGRES	9,175						9,175
560652 CEI SERVICES		500,000					500,000
560670 ROADS		4,076,716					4,076,716
560680 CONSTRUCTION & DESIGN	586,788						586,788
560690 ENGINEERING COSTS	24,440						24,440
FUTURE BUDGETS							
TOTAL:	1,444,936	4,747,633					6,192,569

CIP Project Detail

Project Number: 00015002 **Element:** 01 TRANSPORTATION **Budget Expended:** 12%
Project Title: NEW OXFORD RD WIDENING **Start Date:** **End Date:**
District: **Director:** JEAN JREIJ, PW
Function: 54 TRANSPORTATION **Fund:** 11500 1991 INFRASTRUCTURE SALES TAX
Sales Tax Referendum: 1ST GEN REFERENDUM PROJECTS **BU Type:** 20 CIP
Department: 07 PUBLIC WORKS DEPT **Program:** 07 CAPITAL PROJECTS DELIVERY

Project Scope:

THIS PROJECT WILL WIDEN APPROXIMATELY 0.5 MILES OF OXFORD RD FROM 2 TO 4 LANES AND IT WILL EXTEND THE ROADWAY AS ADDITIONAL 0.5 MILES TO US HWY 17-92. PRELIMINARY ENGINEERING AND WETLAND MITIGATION FOR THE OXFORD RD RECON AND EXT PROJECT. PROJECT WILL BEG

Project Location:

Project Status:

Project Financials:

Account	LTD Actuals	FY22 Current Budget	FY23 Funding	FY24 Funding	FY25 Funding	FY26 Funding	Total Project Cost
540 INTERNAL SERVICE CHARGES							
560610 LAND	2,607,397	3,567,976					6,175,373
560650 CONSTRUCTION IN PROGRES	5,150	14,294,850					14,300,000
560652 CEI SERVICES		500,000					500,000
560670 ROADS		4,000,000					4,000,000
560680 CONSTRUCTION & DESIGN	468,144						468,144
560690 ENGINEERING COSTS	70,713						70,713
FUTURE BUDGETS							
TOTAL:	3,151,404	22,362,826					25,514,230

CIP Project Detail

Project Number: 00192948 **Element:** 01 TRANSPORTATION **Budget Expended:** 79%
Project Title: ORANOLE RD SIDEWALKS **Start Date:** **End Date:**
District: **Director:** JEAN JREIJ, PW
Function: 54 TRANSPORTATION **Fund:** 11541 2001 INFRASTRUCTURE SALES TAX
Sales Tax Referendum: 2C SIDEWALKS **BU Type:** 20 CIP
Department: 07 PUBLIC WORKS DEPT **Program:** 07 CAPITAL PROJECTS DELIVERY
Project Scope:
 ADDING CONCRETE SIDEWALKS ALONG ORANOLE RD

Project Location:

Project Status:

Project Financials:

Account	LTD Actuals	FY22 Current Budget	FY23 Funding	FY24 Funding	FY25 Funding	FY26 Funding	Total Project Cost
540 INTERNAL SERVICE CHARGES							
560650 CONSTRUCTION IN PROGRES	140,028	45,329					185,358
560652 CEI SERVICES	36,880						36,880
560680 CONSTRUCTION & DESIGN	410	6,590					7,000
560690 ENGINEERING COSTS	13,367						13,367
FUTURE BUDGETS							
TOTAL:	190,685	51,919					242,605

CIP Project Detail

Project Number: 00192957 **Element:** 01 TRANSPORTATION **Budget Expended:** 6%
Project Title: EASTBROOK ELEMENTARY SIDEWALKS **Start Date:** **End Date:**
Disctrict: **Director:** JEAN JREIJ, PW
Function: 54 TRANSPORTATION **Fund:** 11916 PUBLIC WORKS GRANTS
Sales Tax Referendum: N/A **BU Type:** 20 CIP
Department: 07 PUBLIC WORKS DEPT **Program:** 07 CAPITAL PROJECTS DELIVERY
Project Scope:
 ADDING CONCRETE SIDEWALKS IN THE EASTBROOK ELEMENTARY SCHOOL AREA

Project Location:

Project Status:

Project Financials:

Account	LTD Actuals	FY22 Current Budget	FY23 Funding	FY24 Funding	FY25 Funding	FY26 Funding	Total Project Cost
560650 CONSTRUCTION IN PROGRES	17,597						17,597
FUTURE BUDGETS							300,000
TOTAL:	17,597						317,597

CIP Project Detail

Project Number: 00205206 **Element:** 01 TRANSPORTATION **Budget Expended:** 97%
Project Title: SR426/CR419 WIDEN PHASE 2 **Start Date:** **End Date:**
District: **Director:** JEAN JREIJ, PW
Function: 54 TRANSPORTATION **Fund:** 11541 2001 INFRASTRUCTURE SALES TAX
Sales Tax Referendum: 3B MAJOR PROJECTS **BU Type:** 20 CIP
Department: 07 PUBLIC WORKS DEPT **Program:** 07 CAPITAL PROJECTS DELIVERY
Project Scope:
 SR426/CR419 WIDEN PHASE 2

Project Location:

Project Status:

Project Financials:

Account	LTD Actuals	FY22 Current Budget	FY23 Funding	FY24 Funding	FY25 Funding	FY26 Funding	Total Project Cost
540 INTERNAL SERVICE CHARGES							
560610 LAND	13,903						13,903
560680 CONSTRUCTION & DESIGN	625,884	340,443					966,328
560690 ENGINEERING COSTS	348,795						348,795
580812 AID TO GOVT AGENCY-LAND	9,628,673	21,402					9,650,074
580813 AID TO GOVT AGEN-DESIGN	1,078,718						1,078,718
FUTURE BUDGETS							
TOTAL:		11,695,973	361,845				12,057,818

CIP Project Detail

Project Number: 00205207 **Element:** 01 TRANSPORTATION **Budget Expended:** 0%

Project Title: ALTAMONTE CITY COUNTY SHARED P **Start Date:** **End Date:**

District: **Director:** JEAN JREIJ, PW

Function: 54 TRANSPORTATION **Fund:** 11541 2001 INFRASTRUCTURE SALES TAX

Sales Tax Referendum: 2C COLLECTOR RECONSTRUCTION **BU Type:** 20 CIP

Department: 07 PUBLIC WORKS DEPT **Program:** 07 CAPITAL PROJECTS DELIVERY

Project Scope:
ALTAMONTE CITY COUNTY SHARED P

Project Location:

Project Status:

Project Financials:

Account	LTD Actuals	FY22 Current Budget	FY23 Funding	FY24 Funding	FY25 Funding	FY26 Funding	Total Project Cost
540 INTERNAL SERVICE CHARGES							
560670 ROADS		2,000,000					2,000,000
FUTURE BUDGETS							
TOTAL:		2,000,000					2,000,000

CIP Project Detail

Project Number: 00205749 **Element:** 01 TRANSPORTATION **Budget Expended:** 65%
Project Title: MAST ARM CONVERSION ON 17-92 **Start Date:** **End Date:**
District: **Director:** JEAN JREIJ, PW
Function: 54 TRANSPORTATION **Fund:** 11541 2001 INFRASTRUCTURE SALES TAX
Sales Tax Referendum: 2C TRAFFIC OPERATIONS **BU Type:** 20 CIP
Department: 07 PUBLIC WORKS DEPT **Program:** 07 CAPITAL PROJECTS DELIVERY
Project Scope:
 MAST ARM CONVERSION ON 17-92

Project Location:

Project Status:

Project Financials:

Account	LTD Actuals	FY22 Current Budget	FY23 Funding	FY24 Funding	FY25 Funding	FY26 Funding	Total Project Cost
540 INTERNAL SERVICE CHARGES							
560610 LAND	29,544						29,544
560650 CONSTRUCTION IN PROGRES	1,906,463	1,058,128					2,964,592
560690 ENGINEERING COSTS	5,953						5,953
FUTURE BUDGETS							
TOTAL:	1,941,961	1,058,128					3,000,089

CIP Project Detail

Project Number: 00205750 **Element:** 01 TRANSPORTATION **Budget Expended:** 21%
Project Title: US17-92 PED OP STAIRWELLS **Start Date:** **End Date:**
District: **Director:** JEAN JREIJ, PW
Function: 54 TRANSPORTATION **Fund:** 11541 2001 INFRASTRUCTURE SALES TAX
Sales Tax Referendum: 2B MAJOR ROAD SYSTEM PROJECTS **BU Type:** 20 CIP
Department: 07 PUBLIC WORKS DEPT **Program:** 07 CAPITAL PROJECTS DELIVERY

Project Scope:

DESIGN A STAIRWELL THAT ALLOWS ACCESS TO THE CROSS SEMINOLE TRAIL OVERPASS FROM US 17-92 AT GENERAL HUTCHINSON PKWY. - AT GENERAL HUTCHINSON

Project Location:

Project Status:

Project Financials:

Account	LTD Actuals	FY22 Current Budget	FY23 Funding	FY24 Funding	FY25 Funding	FY26 Funding	Total Project Cost
540 INTERNAL SERVICE CHARGES							
560650 CONSTRUCTION IN PROGRES		553,000					553,000
560652 CEI SERVICES		77,000					77,000
560680 CONSTRUCTION & DESIGN	165,386	10,330					175,716
FUTURE BUDGETS							
TOTAL:	165,386	640,330					805,716

CIP Project Detail

Project Number: 00265503 **Element:** 01 TRANSPORTATION **Budget Expended:** 74%
Project Title: US17-92/5 POINTS ROADWAY **Start Date:** **End Date:**
District: **Director:** JEAN JREIJ, PW
Function: 54 TRANSPORTATION **Fund:** 11541 2001 INFRASTRUCTURE SALES TAX
Sales Tax Referendum: 2C COLLECTOR RECONSTRUCTION **BU Type:** 20 CIP
Department: 07 PUBLIC WORKS DEPT **Program:** 07 CAPITAL PROJECTS DELIVERY

Project Scope:

THE SCOPE OF SERVICES INCLUDE THE DESIGN AND PERMITTING OF A NEW CONNECTOR ROADWAY FROM BUSH BOULEVARD TO US HIGHWAY 17-92 (APPROXIMATELY 700 FEET) NORTH OF TROPIC PARK DRIVE WHICH WILL ALIGN WITH THE PROPOSED REAGAN CENTER ACCESS ROADWAY ON THE EAST SIDE

Project Location:

Project Status:

Project Financials:

Account	LTD Actuals	FY22 Current Budget	FY23 Funding	FY24 Funding	FY25 Funding	FY26 Funding	Total Project Cost
540 INTERNAL SERVICE CHARGES							
560610 LAND	4,550						4,550
560650 CONSTRUCTION IN PROGRES	7,086,507	2,563,026					9,649,533
560652 CEI SERVICES	451,847	10,254					462,101
560680 CONSTRUCTION & DESIGN	502,760	226,758					729,517
560690 ENGINEERING COSTS	4,686						4,686
580813 AID TO GOVT AGEN-DESIGN	85,333	64,818					150,151
FUTURE BUDGETS							
TOTAL:	8,135,682	2,864,856					11,000,538

CIP Project Detail

Project Number: 01785134 **Element:** 01 TRANSPORTATION **Budget Expended:** 35%
Project Title: LK MARY BLVD INT 4 LOCATIONS **Start Date:** **End Date:**
District: **Director:** JEAN JREIJ, PW
Function: 54 TRANSPORTATION **Fund:** 11560 2014 INFRASTRUCTURE SALES TAX
Sales Tax Referendum: 3B MAJOR PROJECTS **BU Type:** 20 CIP
Department: 07 PUBLIC WORKS DEPT **Program:** 07 CAPITAL PROJECTS DELIVERY

Project Scope:

INTERSECTION IMPROVEMENT STUDIES - VARIOUS LOCATIONS. STUDY WILL ASSIST IN DETERMINING WHAT IS THE BEST SOLUTION MOVING FORWARD: INTERSECTION IMPROVEMENTS, . INCLUDES SAFETY STUDY TO ANALYSE 2.5 MILE STRETCH FROM SPRING AVENUE TO MAGNOLIA- FROM RINEHART R

Project Location:

Project Status:

Project Financials:

Account	LTD Actuals	FY22 Current Budget	FY23 Funding	FY24 Funding	FY25 Funding	FY26 Funding	Total Project Cost
540 INTERNAL SERVICE CHARGES							
560610 LAND	13,520						13,520
560650 CONSTRUCTION IN PROGRES	373,778	131,956					505,734
560680 CONSTRUCTION & DESIGN	113,401	919,301					1,032,702
560690 ENGINEERING COSTS	63,053						63,053
FUTURE BUDGETS							
TOTAL:	563,752	1,051,257					1,615,008

CIP Project Detail

Project Number: 01785136 **Element:** 01 TRANSPORTATION **Budget Expended:** 21%
Project Title: SR 434 at Mitchell Hammock Rd **Start Date:** **End Date:**
District: **Director:** JEAN JREIJ, PW
Function: 54 TRANSPORTATION **Fund:** 11560 2014 INFRASTRUCTURE SALES TAX
Sales Tax Referendum: 3B MAJOR PROJECTS **BU Type:** 20 CIP
Department: 07 PUBLIC WORKS DEPT **Program:** 07 CAPITAL PROJECTS DELIVERY
Project Scope:
 SR 434 at Mitchell Hammock Rd

Project Location:

Project Status:

Project Financials:

Account	LTD Actuals	FY22 Current Budget	FY23 Funding	FY24 Funding	FY25 Funding	FY26 Funding	Total Project Cost
540 INTERNAL SERVICE CHARGES							
560650 CONSTRUCTION IN PROGRES							
560690 ENGINEERING COSTS	47,902						47,902
580813 AID TO GOVT AGEN-DESIGN	358,337	1,541,663					1,900,000
FUTURE BUDGETS							
TOTAL:	406,239	1,541,663					1,947,901

CIP Project Detail

Project Number: 01785139 **Element:** 01 TRANSPORTATION **Budget Expended:** 88%
Project Title: SR 436 Multimodal Imp-Altamont **Start Date:** **End Date:**
District: **Director:** JEAN JREIJ, PW
Function: 54 TRANSPORTATION **Fund:** 11560 2014 INFRASTRUCTURE SALES TAX
Sales Tax Referendum: 3B MAJOR PROJECTS **BU Type:** 20 CIP
Department: 07 PUBLIC WORKS DEPT **Program:** 07 CAPITAL PROJECTS DELIVERY

Project Scope:

IN 2016, SEMINOLE COUNTY AND THE CITY OF ALTAMONTE SPRINGS ENTERED INTO AN INTERLOCAL AGREEMENT, TO ALLOW FOR THE CITY OF ALTAMONTE SPRINGS TO TAKE OVER THE MANAGEMENT OF THESE FOUR PROJECTS WITHIN THEIR CITY LIMITS. THE FOUR PROJECTS AND AGREEMENT TOTAL

Project Location:

Project Status:

Project Financials:

Account	LTD Actuals	FY22 Current Budget	FY23 Funding	FY24 Funding	FY25 Funding	FY26 Funding	Total Project Cost
540 INTERNAL SERVICE CHARGES							
560690 ENGINEERING COSTS	208,799						208,799
580812 AID TO GOVT AGENCY-LAND	114,085						114,085
580813 AID TO GOVT AGEN-DESIGN	952,277	200,000					1,152,277
580814 AID TO GOVT AGENCY-CIP	190,840						190,840
FUTURE BUDGETS							
TOTAL:	1,466,000	200,000					1,666,000

CIP Project Detail

Project Number: 01785140 **Element:** 01 TRANSPORTATION **Budget Expended:** 5%
Project Title: SR436 MULTIMODAL IMP - CASS **Start Date:** **End Date:**
District: **Director:** JEAN JREIJ, PW
Function: 54 TRANSPORTATION **Fund:** 11560 2014 INFRASTRUCTURE SALES TAX
Sales Tax Referendum: 3B MAJOR PROJECTS **BU Type:** 20 CIP
Department: 07 PUBLIC WORKS DEPT **Program:** 07 CAPITAL PROJECTS DELIVERY

Project Scope:

SR436 MULTIMODAL IMP - CASS - LYNX STUDY IS COMPLETE. THE LIMITS OF THIS PROJECT IS SR 436 FROM ORANGE COUNTY LINE TO THE CASSELBERRY CITY LIMITS WITH ALTAMONTE SPRINGS. THIS PROJECT WILL DESIGN AND CONSTRUCT IMPROVEMENTS TO PROVIDE SAFETY AND CAPACIT

Project Location:

Project Status:

Project Financials:

Account	LTD Actuals	FY22 Current Budget	FY23 Funding	FY24 Funding	FY25 Funding	FY26 Funding	Total Project Cost
540 INTERNAL SERVICE CHARGES							
560650 CONSTRUCTION IN PROGRES		727,500					727,500
560690 ENGINEERING COSTS	16,845						16,845
580813 AID TO GOVT AGEN-DESIGN	227,500	772,500					1,000,000
FUTURE BUDGETS			1,500,000	1,772,500			3,272,500
TOTAL:	244,345	1,500,000	1,500,000	1,772,500			5,016,845

CIP Project Detail

Project Number: 01785142 **Element:** 01 TRANSPORTATION **Budget Expended:** 7%

Project Title: RINEHART RD INTER IMP **Start Date:** **End Date:**

District: **Director:** JEAN JREIJ, PW

Function: 54 TRANSPORTATION **Fund:** 11560 2014 INFRASTRUCTURE SALES TAX

Sales Tax Referendum: 3B MAJOR PROJECTS **BU Type:** 20 CIP

Department: 07 PUBLIC WORKS DEPT **Program:** 07 CAPITAL PROJECTS DELIVERY

Project Scope:

RINEHART RD INTERSECTION IMP- THIS PROJECT IS BEING MANAGED BY THE CITY OF LAKE MARY VIA AN INTERLOCAL SALES TAX AGREEMENT BETWEEN SEMINOLE COUNTY AND THE CITY OF LAKE MARY

Project Location:

Project Status:

Project Financials:

Account	LTD Actuals	FY22 Current Budget	FY23 Funding	FY24 Funding	FY25 Funding	FY26 Funding	Total Project Cost
560650 CONSTRUCTION IN PROGRES		1,137,460					1,137,460
580811 AID TO GOVT AGENCIES	187,540						187,540
FUTURE BUDGETS			662,500	662,500			1,325,000
TOTAL:	187,540	1,137,460	662,500	662,500			2,650,000

CIP Project Detail

Project Number: 01785145 **Element:** 01 TRANSPORTATION **Budget Expended:** 5%
Project Title: SR434 WIDENING **Start Date:** **End Date:**
District: **Director:** JEAN JREIJ, PW
Function: 54 TRANSPORTATION **Fund:** 11560 2014 INFRASTRUCTURE SALES TAX
Sales Tax Referendum: 3B MAJOR PROJECTS **BU Type:** 20 CIP
Department: 07 PUBLIC WORKS DEPT **Program:** 07 CAPITAL PROJECTS DELIVERY

Project Scope:

THIS PROJECT WILL CONSTRUCT CORRIDOR ENHANCEMENTS ALONG SR 434 IN 2 PHASES ; PHASE 1 - FROM SR 417 TO FRANKLIN ST, PHASE 2- FROM SMITH ST TO MITCHELL HAMMOCK. FDOT AGREEMENT IS PROVIDES FUNDS FOR SR 434 ROUNDABOUTS AT 3 LOCATIONS FROM WEST OF JETTA POINT

Project Location:

Project Status:

Project Financials:

Account	LTD Actuals	FY22 Current Budget	FY23 Funding	FY24 Funding	FY25 Funding	FY26 Funding	Total Project Cost
560680 CONSTRUCTION & DESIGN	221,614	1,778,386					2,000,000
560690 ENGINEERING COSTS	43,582						43,582
FUTURE BUDGETS			3,000,000				3,000,000
TOTAL:	265,196	1,778,386	3,000,000				5,043,582

CIP Project Detail

Project Number: 01785146 **Element:** 01 TRANSPORTATION **Budget Expended:** 9%
Project Title: SLAVIA RD CAPACITY IMP **Start Date:** **End Date:**
District: **Director:** JEAN JREIJ, PW
Function: 54 TRANSPORTATION **Fund:** 11560 2014 INFRASTRUCTURE SALES TAX
Sales Tax Referendum: 3B MAJOR PROJECTS **BU Type:** 20 CIP
Department: 07 PUBLIC WORKS DEPT **Program:** 07 CAPITAL PROJECTS DELIVERY

Project Scope:

THIS PROJECT WILL BEGIN WITH A PRELIMINARY DESIGN AND ENGINEERING STUDY TO DETERMINE IMPROVEMENTS. - FROM RED BUG LAKE RD TO W SR 426

Project Location:

Project Status:

Project Financials:

Account	LTD Actuals	FY22 Current Budget	FY23 Funding	FY24 Funding	FY25 Funding	FY26 Funding	Total Project Cost
560610 LAND	4,219	1,495,781					1,500,000
560680 CONSTRUCTION & DESIGN	689,925	1,710,075					2,400,000
560690 ENGINEERING COSTS	80,567						80,567
FUTURE BUDGETS			5,000,000				5,000,000
TOTAL:	774,711	3,205,856	5,000,000				8,980,567

CIP Project Detail

Project Number: 01785147 **Element:** 01 TRANSPORTATION **Budget Expended:** 57%
Project Title: SR434/SAND LK RD INT IMP **Start Date:** **End Date:**
Disctrict: **Director:** JEAN JREIJ, PW
Function: 54 TRANSPORTATION **Fund:** 11560 2014 INFRASTRUCTURE SALES TAX
Sales Tax Referendum: 3B MAJOR PROJECTS **BU Type:** 20 CIP
Department: 07 PUBLIC WORKS DEPT **Program:** 07 CAPITAL PROJECTS DELIVERY
Project Scope:
 SR434/SAND LK RD INT IMP

Project Location:

Project Status:

Project Financials:

Account	LTD Actuals	FY22 Current Budget	FY23 Funding	FY24 Funding	FY25 Funding	FY26 Funding	Total Project Cost
560610 LAND	16,123						16,123
560650 CONSTRUCTION IN PROGRES	869,929	866,174					1,736,103
560652 CEI SERVICES	59,763						59,763
560680 CONSTRUCTION & DESIGN	122,045						122,045
560690 ENGINEERING COSTS	91,239						91,239
FUTURE BUDGETS							
TOTAL:	1,159,099	866,174					2,025,274

CIP Project Detail

Project Number: 01785149 **Element:** 01 TRANSPORTATION **Budget Expended:** 8%

Project Title: ALTAMONTE SUNRAIL BIKE/PED IMP **Start Date:** **End Date:**

District: **Director:** JEAN JREIJ, PW

Function: 54 TRANSPORTATION **Fund:** 11560 2014 INFRASTRUCTURE SALES TAX

Sales Tax Referendum: 3B MAJOR PROJECTS **BU Type:** 20 CIP

Department: 07 PUBLIC WORKS DEPT **Program:** 07 CAPITAL PROJECTS DELIVERY

Project Scope:

IN 2016, SEMINOLE COUNTY AND THE CITY OF ALTAMONTE SPRINGS ENTERED INTO AN INTERLOCAL AGREEMENT, TO ALLOW FOR THE CITY OF ALTAMONTE SPRINGS TO TAKE OVER THE MANAGEMENT OF THESE FOUR PROJECTS WITHIN THEIR CITY LIMITS. THE FOUR PROJECTS AND AGREEMENT TOTAL

Project Location:

Project Status:

Project Financials:

Account	LTD Actuals	FY22 Current Budget	FY23 Funding	FY24 Funding	FY25 Funding	FY26 Funding	Total Project Cost
560650 CONSTRUCTION IN PROGRES							
560680 CONSTRUCTION & DESIGN	347,433	815,198					1,162,631
560690 ENGINEERING COSTS	46,320						46,320
580813 AID TO GOVT AGEN-DESIGN							
580814 AID TO GOVT AGENCY-CIP		3,000,000					3,000,000
580817 AID TO GOVT AGENCY-CEI		750,000					750,000
FUTURE BUDGETS							
TOTAL:	393,754	4,565,198					4,958,951

CIP Project Detail

Project Number: 01785150 **Element:** 01 TRANSPORTATION **Budget Expended:** 31%
Project Title: SR434 AT CR427 INTER IMP **Start Date:** **End Date:**
District: **Director:** JEAN JREIJ, PW
Function: 54 TRANSPORTATION **Fund:** 11560 2014 INFRASTRUCTURE SALES TAX
Sales Tax Referendum: 3B MAJOR PROJECTS **BU Type:** 20 CIP
Department: 07 PUBLIC WORKS DEPT **Program:** 07 CAPITAL PROJECTS DELIVERY
Project Scope:
 SR434 AT CR427 INTER IMP

Project Location:

Project Status:

Project Financials:

Account	LTD Actuals	FY22 Current Budget	FY23 Funding	FY24 Funding	FY25 Funding	FY26 Funding	Total Project Cost
530 OPERATING EXPENDITURES	380						380
560680 CONSTRUCTION & DESIGN	64,540	171,734					236,274
560690 ENGINEERING COSTS	11,016						11,016
FUTURE BUDGETS							
TOTAL:	75,935	171,734					247,670

CIP Project Detail

Project Number: 01785165 **Element:** 01 TRANSPORTATION **Budget Expended:** 51%
Project Title: MAST ARMS REFURBISHMENTS **Start Date:** **End Date:**
District: **Director:** JEAN JREIJ, PW
Function: 54 TRANSPORTATION **Fund:** 11560 2014 INFRASTRUCTURE SALES TAX
Sales Tax Referendum: 3C TRAFFIC SIGNAL SIGN STRP **BU Type:** 20 CIP
Department: 07 PUBLIC WORKS DEPT **Program:** 07 TRAFFIC OPERATIONS

Project Scope:

THE SIGNALS, SIGNS AND STRIPING PROGRAM - (NOT MAST ARM UPGRADES) - WILL UPGRADE AND REPLACE STREET SIGNS, REFURBISH MAST ARMS, UPGRADE PRE-EMPTION EQUIPMENT, INSTALL/UPGRADE TRANSIT PRIORITY EQUIPMENT ON SEMINOLE COUNTY ROADWAYS. THIS PROJECT IS AN ANNUA

Project Location:

Project Status:

Project Financials:

Account	LTD Actuals	FY22 Current Budget	FY23 Funding	FY24 Funding	FY25 Funding	FY26 Funding	Total Project Cost
530 OPERATING EXPENDITURES	179,834	308,857					488,691
540 INTERNAL SERVICE CHARGES							
560650 CONSTRUCTION IN PROGRES	864,827	46,483					911,309
560690 ENGINEERING COSTS	158,384						158,384
FUTURE BUDGETS			200,000	200,000	200,000	200,000	800,000
TOTAL:	1,203,045	355,339	200,000	200,000	200,000	200,000	2,358,384

CIP Project Detail

Project Number: 01785167 **Element:** 01 TRANSPORTATION **Budget Expended:** 72%
Project Title: ATMS / ITMS Program (PARENT) **Start Date:** **End Date:**
District: **Director:** JEAN JREIJ, PW
Function: 54 TRANSPORTATION **Fund:** 11560 2014 INFRASTRUCTURE SALES TAX
Sales Tax Referendum: 3B MAJOR PROJECTS **BU Type:** 20 CIP
Department: 07 PUBLIC WORKS DEPT **Program:** 07 TRAFFIC OPERATIONS

Project Scope:

THIS PROGRAM ENHANCES THE COUNTY’S ADVANCED TRAFFIC MANAGEMENT SYSTEM WHICH ALLOWS FOR REAL-TIME INFORMATION SHARING WITH OTHER JURISDICTIONS REGARDING TRAFFIC FLOW ON MAJOR ARTERIAL AND COLLECTOR ROADWAYS. ATMS / ITMS Program (PARENT) ATMS / ITMS Program

Project Location:

Project Status:

Project Financials:

Account	LTD Actuals	FY22 Current Budget	FY23 Funding	FY24 Funding	FY25 Funding	FY26 Funding	Total Project Cost
530 OPERATING EXPENDITURES	798,259	159,017					957,277
560642 EQUIPMENT >\$4999	30,603						30,603
560646 CAPITAL SOFTWARE>\$4,999	312,500						312,500
560650 CONSTRUCTION IN PROGRES	2,338,501	936,120					3,274,621
560690 ENGINEERING COSTS	773,226						773,226
FUTURE BUDGETS					300,000	300,000	600,000
TOTAL:	4,253,089	1,095,137			300,000	300,000	5,948,226

CIP Project Detail

Project Number: 01785169 **Element:** 01 TRANSPORTATION **Budget Expended:** 42%
Project Title: NEW TRAFFIC SIGNAL CABINETS **Start Date:** **End Date:**
District: **Director:** JEAN JREIJ, PW
Function: 54 TRANSPORTATION **Fund:** 11560 2014 INFRASTRUCTURE SALES TAX
Sales Tax Referendum: 3C TRAFFIC SIGNAL SIGN STRP **BU Type:** 20 CIP
Department: 07 PUBLIC WORKS DEPT **Program:** 07 CAPITAL PROJECTS DELIVERY

Project Scope:

THIS PROGRAM ENHANCES THE COUNTY’S ADVANCED TRAFFIC MANAGEMENT SYSTEM WHICH ALLOWS FOR REAL-TIME INFORMATION SHARING WITH OTHER JURISDICTIONS REGARDING TRAFFIC FLOW ON MAJOR ARTERIAL AND COLLECTOR ROADWAYS. NEW TRAFFIC SIGNAL CABINETS THIS PROJECT WILL PR

Project Location:

Project Status:

Project Financials:

Account	LTD Actuals	FY22 Current Budget	FY23 Funding	FY24 Funding	FY25 Funding	FY26 Funding	Total Project Cost
560650 CONSTRUCTION IN PROGRES	1,703,850	721,150					2,425,000
560690 ENGINEERING COSTS	264,189						264,189
FUTURE BUDGETS			500,000	500,000	500,000	500,000	2,000,000
TOTAL:	1,968,039	721,150	500,000	500,000	500,000	500,000	4,689,189

CIP Project Detail

Project Number: 01785171 **Element:** 01 TRANSPORTATION **Budget Expended:** 85%
Project Title: VARIABLE MESSAGE SYSTEM UPGRAD **Start Date:** **End Date:**
District: **Director:** JEAN JREIJ, PW
Function: 54 TRANSPORTATION **Fund:** 11560 2014 INFRASTRUCTURE SALES TAX
Sales Tax Referendum: 3C TRAFFIC SIGNAL SIGN STRP **BU Type:** 20 CIP
Department: 07 PUBLIC WORKS DEPT **Program:** 07 TRAFFIC OPERATIONS

Project Scope:

THIS PROGRAM ENHANCES THE COUNTY’S ADVANCED TRAFFIC MANAGEMENT SYSTEM WHICH ALLOWS FOR REAL-TIME INFORMATION SHARING WITH OTHER JURISDICTIONS REGARDING TRAFFIC FLOW ON MAJOR ARTERIAL AND COLLECTOR ROADWAYS. THIS PROJECT WILL UPGRADE THE VARIABLE MESSAGE B

Project Location:

Project Status:

Project Financials:

Account	LTD Actuals	FY22 Current Budget	FY23 Funding	FY24 Funding	FY25 Funding	FY26 Funding	Total Project Cost
540 INTERNAL SERVICE CHARGES							
560650 CONSTRUCTION IN PROGRES	456,578						456,578
560680 CONSTRUCTION & DESIGN							
560690 ENGINEERING COSTS	123,226						123,226
FUTURE BUDGETS				100,000			100,000
TOTAL:	579,804			100,000			679,804

CIP Project Detail

Project Number: 01785176 **Element:** 01 TRANSPORTATION **Budget Expended:** 3%

Project Title: PARENT-ARTERIAL RESURFACING **Start Date:** **End Date:**

District: **Director:** JEAN JREIJ, PW

Function: 54 TRANSPORTATION **Fund:** 11560 2014 INFRASTRUCTURE SALES TAX

Sales Tax Referendum: 3C ROADWAY RESURFACING **BU Type:** 20 CIP

Department: 07 PUBLIC WORKS DEPT **Program:** 07 CAPITAL PROJECTS DELIVERY

Project Scope:

THE PAVEMENT MANAGEMENT PROGRAM SETS PRIORITY BASED ON THE PAVEMENT CONDITION INDEX (PCI). BASED ON PCI SCORE THIS PROGRAM PROVIDES AN ASPHALT OVERLAY, FULL DEPTH RECLAMATION, AND VARIOUS METHODS OF ASPHALT SURFACE REFURBISHMENT THAT ARE APPLIED TO SEMINO

Project Location:

Project Status:

Project Financials:

Account	LTD Actuals	FY22 Current Budget	FY23 Funding	FY24 Funding	FY25 Funding	FY26 Funding	Total Project Cost
560650 CONSTRUCTION IN PROGRES	340,000						340,000
560690 ENGINEERING COSTS	45,329						45,329
FUTURE BUDGETS			3,400,000	3,400,000	3,400,000	3,400,000	13,600,000
TOTAL:	385,329		3,400,000	3,400,000	3,400,000	3,400,000	13,985,329

CIP Project Detail

Project Number: 01785204 **Element:** 01 TRANSPORTATION **Budget Expended:** 1%
Project Title: W Airport Blvd Pavement **Start Date:** **End Date:**
District: **Director:** JEAN JREIJ, PW
Function: 54 TRANSPORTATION **Fund:** 11500 1991 INFRASTRUCTURE SALES TAX
Sales Tax Referendum: 3C ROADWAY RESURFACING **BU Type:** 20 CIP
Department: 07 PUBLIC WORKS DEPT **Program:** 07 CAPITAL PROJECTS DELIVERY
Project Scope:
W Airport Blvd

Project Location:

Project Status:

Project Financials:

Account	LTD Actuals	FY22 Current Budget	FY23 Funding	FY24 Funding	FY25 Funding	FY26 Funding	Total Project Cost
560650 CONSTRUCTION IN PROGRES		537,200					537,200
560652 CEI SERVICES	3,118	19,683					22,800
FUTURE BUDGETS							
TOTAL:	3,118	556,883					560,000

CIP Project Detail

Project Number: 01785216 **Element:** 01 TRANSPORTATION **Budget Expended:** 43%
Project Title: RESURFACING-LOCAL ROADS **Start Date:** **End Date:**
District: **Director:** JEAN JREIJ, PW
Function: 54 TRANSPORTATION **Fund:** 11560 2014 INFRASTRUCTURE SALES TAX
Sales Tax Referendum: 3C ROADWAY RESURFACING **BU Type:** 20 CIP
Department: 07 PUBLIC WORKS DEPT **Program:** 07 CAPITAL PROJECTS DELIVERY

Project Scope:

THE PAVEMENT MANAGEMENT PROGRAM SETS PRIORITY BASED ON THE PAVEMENT CONDITION INDEX (PCI). BASED ON PCI SCORE THIS PROGRAM PROVIDES AN ASPHALT OVERLAY, FULL DEPTH RECLAMATION, AND VARIOUS METHODS OF ASPHALT SURFACE REFURBISHMENT THAT ARE APPLIED TO SEMINO

Project Location:

Project Status:

Project Financials:

Account	LTD Actuals	FY22 Current Budget	FY23 Funding	FY24 Funding	FY25 Funding	FY26 Funding	Total Project Cost
560650 CONSTRUCTION IN PROGRES	13,823,776	4,998,040					18,821,817
560652 CEI SERVICES	405,928	157,000					562,928
560690 ENGINEERING COSTS	1,886,410						1,886,410
FUTURE BUDGETS			4,280,000	4,280,000	4,280,000	3,400,000	16,240,000
TOTAL:	16,116,114	5,155,040	4,280,000	4,280,000	4,280,000	3,400,000	37,511,154

CIP Project Detail

Project Number: 01785222 **Element:** 01 TRANSPORTATION **Budget Expended:** 38%
Project Title: PAVEMENT MGMT TESTING & INSP **Start Date:** **End Date:**
District: **Director:** JEAN JREIJ, PW
Function: 54 TRANSPORTATION **Fund:** 11560 2014 INFRASTRUCTURE SALES TAX
Sales Tax Referendum: 3C ROADWAY RESURFACING **BU Type:** 20 CIP
Department: 07 PUBLIC WORKS DEPT **Program:** 07 CAPITAL PROJECTS DELIVERY

Project Scope:

THE PAVEMENT MANAGEMENT PROGRAM SETS PRIORITY BASED ON THE PAVEMENT CONDITION INDEX (PCI). BASED ON PCI SCORE THIS PROGRAM PROVIDES AN ASPHALT OVERLAY, FULL DEPTH RECLAMATION, AND VARIOUS METHODS OF ASPHALT SURFACE REFURBISHMENT THAT ARE APPLIED TO SEMINO

Project Location:

Project Status:

Project Financials:

Account	LTD Actuals	FY22 Current Budget	FY23 Funding	FY24 Funding	FY25 Funding	FY26 Funding	Total Project Cost
530 OPERATING EXPENDITURES	186,749						186,749
540 INTERNAL SERVICE CHARGES							
560650 CONSTRUCTION IN PROGRES	563,508	362,242					925,751
560680 CONSTRUCTION & DESIGN		112,500					112,500
560690 ENGINEERING COSTS	84,316						84,316
FUTURE BUDGETS			225,000	225,000	225,000	225,000	900,000
TOTAL:	834,573	474,742	225,000	225,000	225,000	225,000	2,209,315

CIP Project Detail

Project Number: 01785224 **Element:** 01 TRANSPORTATION **Budget Expended:** 24%
Project Title: ASSET MGMT INSP & INV **Start Date:** **End Date:**
District: **Director:** JEAN JREIJ, PW
Function: 54 TRANSPORTATION **Fund:** 11560 2014 INFRASTRUCTURE SALES TAX
Sales Tax Referendum: 3C ROADWAY RESURFACING **BU Type:** 20 CIP
Department: 07 PUBLIC WORKS DEPT **Program:** 07 CAPITAL PROJECTS DELIVERY

Project Scope:

THE PAVEMENT MANAGEMENT PROGRAM SETS PRIORITY BASED ON THE PAVEMENT CONDITION INDEX (PCI). BASED ON PCI SCORE THIS PROGRAM PROVIDES AN ASPHALT OVERLAY, FULL DEPTH RECLAMATION, AND VARIOUS METHODS OF ASPHALT SURFACE REFURBISHMENT THAT ARE APPLIED TO SEMINO

Project Location:

Project Status:

Project Financials:

Account	LTD Actuals	FY22 Current Budget	FY23 Funding	FY24 Funding	FY25 Funding	FY26 Funding	Total Project Cost
530 OPERATING EXPENDITURES	294,872	225,000					519,872
540 INTERNAL SERVICE CHARGES							
560650 CONSTRUCTION IN PROGRES	96,915	308,213					405,128
560690 ENGINEERING COSTS	66,309						66,309
FUTURE BUDGETS			225,000	225,000	225,000	225,000	900,000
TOTAL:	458,096	533,213	225,000	225,000	225,000	225,000	1,891,309

CIP Project Detail

Project Number: 01785240 **Element:** 01 TRANSPORTATION **Budget Expended:** 65%
Project Title: PIPE LINING AND INSPECTIONS **Start Date:** **End Date:**
District: **Director:** JEAN JREIJ, PW
Function: 54 TRANSPORTATION **Fund:** 11560 2014 INFRASTRUCTURE SALES TAX
Sales Tax Referendum: 3C RESIDENTIAL SUBDIV REHAB **BU Type:** 20 CIP
Department: 07 PUBLIC WORKS DEPT **Program:** 07 CAPITAL PROJECTS DELIVERY

Project Scope:

THIS PROJECT WILL INVOLVE LINING UNDERGROUND PIPE INFRASTRUCTURE . THE INSTALLATION OF PIPE LINERS IN FAILING SECTIONS WILL PROLONG THE LIFECYCLE OF THE UNDERGROUND DRAINAGE PIPE SYSTEM. THIS PROJECT IS DESIGNED TO ELIMINATE ROADWAY BASE EROSION AND TO PR

Project Location:

Project Status:

Project Financials:

Account	LTD Actuals	FY22 Current Budget	FY23 Funding	FY24 Funding	FY25 Funding	FY26 Funding	Total Project Cost
540 INTERNAL SERVICE CHARGES							
560650 CONSTRUCTION IN PROGRES	8,024,087	2,294,913					10,319,000
560680 CONSTRUCTION & DESIGN	31,000						31,000
560690 ENGINEERING COSTS	1,354,552						1,354,552
FUTURE BUDGETS			700,000	700,000	700,000	700,000	2,800,000
TOTAL:	9,409,639	2,294,913	700,000	700,000	700,000	700,000	14,504,552

CIP Project Detail

Project Number: 01785244 **Element:** 01 TRANSPORTATION **Budget Expended:** 59%
Project Title: W AIRPORT BLVD SIDEWALKS **Start Date:** **End Date:**
District: **Director:** JEAN JREIJ, PW
Function: 54 TRANSPORTATION **Fund:** 11560 2014 INFRASTRUCTURE SALES TAX
Sales Tax Referendum: 3C SIDEWALK / ADA IMPROVEMENTS **BU Type:** 20 CIP
Department: 07 PUBLIC WORKS DEPT **Program:** 07 CAPITAL PROJECTS DELIVERY

Project Scope:

THE SIDEWALK PROGRAM IS DESIGNED TO IMPROVE PEDESTRIAN SAFETY AND ENHANCE THE MULTI-MODAL CONNECTIONS TO NEIGHBORHOODS AND SCHOOLS AS WELL AS MIXED-USE CENTERS. THIS PROGRAM WILL ALSO PROVIDE AMERICAN WITH DISABILITIES ACT (ADA) IMPROVEMENTS TO SEMINOLE C

Project Location:

Project Status:

Project Financials:

Account	LTD Actuals	FY22 Current Budget	FY23 Funding	FY24 Funding	FY25 Funding	FY26 Funding	Total Project Cost
540 INTERNAL SERVICE CHARGES							
560610 LAND	194,159	29,408					223,567
560650 CONSTRUCTION IN PROGRES	593,536	656,464					1,250,000
560652 CEI SERVICES	159,304	28,196					187,500
560680 CONSTRUCTION & DESIGN	977	55,456					56,433
560690 ENGINEERING COSTS	162,657						162,657
FUTURE BUDGETS							
TOTAL:	1,110,634	769,524					1,880,157

CIP Project Detail

Project Number: 01785248 **Element:** 01 TRANSPORTATION **Budget Expended:** 29%
Project Title: OLD LK MARY RD SIDEWALKS **Start Date:** **End Date:**
District: **Director:** JEAN JREIJ, PW
Function: 54 TRANSPORTATION **Fund:** 11560 2014 INFRASTRUCTURE SALES TAX
Sales Tax Referendum: 3C SIDEWALK / ADA IMPROVEMENTS **BU Type:** 20 CIP
Department: 07 PUBLIC WORKS DEPT **Program:** 07 CAPITAL PROJECTS DELIVERY

Project Scope:

THE SIDEWALK PROGRAM IS DESIGNED TO IMPROVE PEDESTRIAN SAFETY AND ENHANCE THE MULTI-MODAL CONNECTIONS TO NEIGHBORHOODS AND SCHOOLS AS WELL AS MIXED-USE CENTERS. THIS PROGRAM WILL ALSO PROVIDE AMERICAN WITH DISABILITIES ACT (ADA) IMPROVEMENTS TO SEMINOLE C

Project Location:

Project Status:

Project Financials:

Account	LTD Actuals	FY22 Current Budget	FY23 Funding	FY24 Funding	FY25 Funding	FY26 Funding	Total Project Cost
560610 LAND	10,893						10,893
560650 CONSTRUCTION IN PROGRES		166,150					166,150
560652 CEI SERVICES		30,000					30,000
560680 CONSTRUCTION & DESIGN	58,758						58,758
560690 ENGINEERING COSTS	9,413						9,413
FUTURE BUDGETS							
TOTAL:	79,063	196,150					275,213

CIP Project Detail

Project Number: 01785254 **Element:** 01 TRANSPORTATION **Budget Expended:** 24%
Project Title: LK HAYES RD SIDEWALKS **Start Date:** **End Date:**
District: **Director:** JEAN JREIJ, PW
Function: 54 TRANSPORTATION **Fund:** 11560 2014 INFRASTRUCTURE SALES TAX
Sales Tax Referendum: 3C SIDEWALK / ADA IMPROVEMENTS **BU Type:** 20 CIP
Department: 07 PUBLIC WORKS DEPT **Program:** 07 CAPITAL PROJECTS DELIVERY

Project Scope:

THE SIDEWALK PROGRAM IS DESIGNED TO IMPROVE PEDESTRIAN SAFETY AND ENHANCE THE MULTI-MODAL CONNECTIONS TO NEIGHBORHOODS AND SCHOOLS AS WELL AS MIXED-USE CENTERS. THIS PROGRAM WILL ALSO PROVIDE AMERICAN WITH DISABILITIES ACT (ADA) IMPROVEMENTS TO SEMINOLE C

Project Location:

Project Status:

Project Financials:

Account	LTD Actuals	FY22 Current Budget	FY23 Funding	FY24 Funding	FY25 Funding	FY26 Funding	Total Project Cost
560650 CONSTRUCTION IN PROGRES	102	228,415					228,517
560652 CEI SERVICES							
560680 CONSTRUCTION & DESIGN	63,063	4,922					67,985
560690 ENGINEERING COSTS	9,728						9,728
FUTURE BUDGETS							
TOTAL:	72,893	233,337					306,230

CIP Project Detail

Project Number: 01785255 **Element:** 01 TRANSPORTATION **Budget Expended:** 2%
Project Title: CARRIGAN AVE SIDEWALK **Start Date:** **End Date:**
District: **Director:** JEAN JREIJ, PW
Function: 54 TRANSPORTATION **Fund:** 11560 2014 INFRASTRUCTURE SALES TAX
Sales Tax Referendum: 3C SIDEWALK / ADA IMPROVEMENTS **BU Type:** 20 CIP
Department: 07 PUBLIC WORKS DEPT **Program:** 07 CAPITAL PROJECTS DELIVERY

Project Scope:

THE SIDEWALK PROGRAM IS DESIGNED TO IMPROVE PEDESTRIAN SAFETY AND ENHANCE THE MULTI-MODAL CONNECTIONS TO NEIGHBORHOODS AND SCHOOLS AS WELL AS MIXED-USE CENTERS. THIS PROGRAM WILL ALSO PROVIDE AMERICAN WITH DISABILITIES ACT (ADA) IMPROVEMENTS TO SEMINOLE C

Project Location:

Project Status:

Project Financials:

Account	LTD Actuals	FY22 Current Budget	FY23 Funding	FY24 Funding	FY25 Funding	FY26 Funding	Total Project Cost
560650 CONSTRUCTION IN PROGRES		596,615					596,615
560652 CEI SERVICES		91,200					91,200
560680 CONSTRUCTION & DESIGN	10,385						10,385
560690 ENGINEERING COSTS	1,385						1,385
FUTURE BUDGETS							
TOTAL:	11,769	687,815					699,585

CIP Project Detail

Project Number: 01785257 **Element:** 01 TRANSPORTATION **Budget Expended:** 36%
Project Title: VIRGINIA AVE SIDEWALKS **Start Date:** **End Date:**
District: **Director:** JEAN JREIJ, PW
Function: 54 TRANSPORTATION **Fund:** 11560 2014 INFRASTRUCTURE SALES TAX
Sales Tax Referendum: 3C SIDEWALK / ADA IMPROVEMENTS **BU Type:** 20 CIP
Department: 07 PUBLIC WORKS DEPT **Program:** 07 CAPITAL PROJECTS DELIVERY

Project Scope:

THE SIDEWALK PROGRAM IS DESIGNED TO IMPROVE PEDESTRIAN SAFETY AND ENHANCE THE MULTI-MODAL CONNECTIONS TO NEIGHBORHOODS AND SCHOOLS AS WELL AS MIXED-USE CENTERS. THIS PROGRAM WILL ALSO PROVIDE AMERICAN WITH DISABILITIES ACT (ADA) IMPROVEMENTS TO SEMINOLE C

Project Location:

Project Status:

Project Financials:

Account	LTD Actuals	FY22 Current Budget	FY23 Funding	FY24 Funding	FY25 Funding	FY26 Funding	Total Project Cost
560610 LAND	9,995						9,995
560650 CONSTRUCTION IN PROGRES		117,976					117,976
560652 CEI SERVICES		42,102					42,102
560680 CONSTRUCTION & DESIGN	69,928						69,928
560690 ENGINEERING COSTS	11,393						11,393
FUTURE BUDGETS							
TOTAL:	91,316	160,077					251,393

CIP Project Detail

Project Number: 01785259 **Element:** 01 TRANSPORTATION **Budget Expended:** 6%
Project Title: SANLANDO ESTATES SIDEWALKS **Start Date:** **End Date:**
District: **Director:** JEAN JREIJ, PW
Function: 54 TRANSPORTATION **Fund:** 11560 2014 INFRASTRUCTURE SALES TAX
Sales Tax Referendum: 3C SIDEWALK / ADA IMPROVEMENTS **BU Type:** 20 CIP
Department: 07 PUBLIC WORKS DEPT **Program:** 07 CAPITAL PROJECTS DELIVERY

Project Scope:

THE SIDEWALK PROGRAM IS DESIGNED TO IMPROVE PEDESTRIAN SAFETY AND ENHANCE THE MULTI-MODAL CONNECTIONS TO NEIGHBORHOODS AND SCHOOLS AS WELL AS MIXED-USE CENTERS. THIS PROGRAM WILL ALSO PROVIDE AMERICAN WITH DISABILITIES ACT (ADA) IMPROVEMENTS TO SEMINOLE C

Project Location:

Project Status:

Project Financials:

Account	LTD Actuals	FY22 Current Budget	FY23 Funding	FY24 Funding	FY25 Funding	FY26 Funding	Total Project Cost
560650 CONSTRUCTION IN PROGRES		333,330					333,330
560652 CEI SERVICES		50,000					50,000
560680 CONSTRUCTION & DESIGN	21,358	18,642					40,000
560690 ENGINEERING COSTS	4,374						4,374
FUTURE BUDGETS							
TOTAL:	25,732	401,972					427,704

CIP Project Detail

Project Number: 01785260 **Element:** 01 TRANSPORTATION **Budget Expended:** 15%
Project Title: GOLDIE MANOR AREA SIDEWALKS **Start Date:** **End Date:**
District: **Director:** JEAN JREIJ, PW
Function: 54 TRANSPORTATION **Fund:** 11560 2014 INFRASTRUCTURE SALES TAX
Sales Tax Referendum: 3C SIDEWALK / ADA IMPROVEMENTS **BU Type:** 20 CIP
Department: 07 PUBLIC WORKS DEPT **Program:** 07 CAPITAL PROJECTS DELIVERY

Project Scope:

THE SIDEWALK PROGRAM IS DESIGNED TO IMPROVE PEDESTRIAN SAFETY AND ENHANCE THE MULTI-MODAL CONNECTIONS TO NEIGHBORHOODS AND SCHOOLS AS WELL AS MIXED-USE CENTERS. THIS PROGRAM WILL ALSO PROVIDE AMERICAN WITH DISABILITIES ACT (ADA) IMPROVEMENTS TO SEMINOLE C

Project Location:

Project Status:

Project Financials:

Account	LTD Actuals	FY22 Current Budget	FY23 Funding	FY24 Funding	FY25 Funding	FY26 Funding	Total Project Cost
560610 LAND	1,823	500					2,323
560650 CONSTRUCTION IN PROGRES		855,670					855,670
560652 CEI SERVICES							
560680 CONSTRUCTION & DESIGN	137,262	13,137					150,400
560690 ENGINEERING COSTS	17,243						17,243
FUTURE BUDGETS							
TOTAL:	156,327	869,307					1,025,635

CIP Project Detail

Project Number: 01785264 **Element:** 01 TRANSPORTATION **Budget Expended:** 37%
Project Title: E HILLCREST ST SIDEWALKS **Start Date:** **End Date:**
District: **Director:** JEAN JREIJ, PW
Function: 54 TRANSPORTATION **Fund:** 11560 2014 INFRASTRUCTURE SALES TAX
Sales Tax Referendum: 3C SIDEWALK / ADA IMPROVEMENTS **BU Type:** 20 CIP
Department: 07 PUBLIC WORKS DEPT **Program:** 07 CAPITAL PROJECTS DELIVERY

Project Scope:

THE SIDEWALK PROGRAM IS DESIGNED TO IMPROVE PEDESTRIAN SAFETY AND ENHANCE THE MULTI-MODAL CONNECTIONS TO NEIGHBORHOODS AND SCHOOLS AS WELL AS MIXED-USE CENTERS. THIS PROGRAM WILL ALSO PROVIDE AMERICAN WITH DISABILITIES ACT (ADA) IMPROVEMENTS TO SEMINOLE C

Project Location:

Project Status:

Project Financials:

Account	LTD Actuals	FY22 Current Budget	FY23 Funding	FY24 Funding	FY25 Funding	FY26 Funding	Total Project Cost
560610 LAND	5,375						5,375
560650 CONSTRUCTION IN PROGRES		56,479					56,479
560652 CEI SERVICES		23,177					23,177
560680 CONSTRUCTION & DESIGN	34,969						34,969
560690 ENGINEERING COSTS	6,906						6,906
FUTURE BUDGETS							
TOTAL:	47,250	79,657					126,906

CIP Project Detail

Project Number: 01785265 **Element:** 01 TRANSPORTATION **Budget Expended:** 28%
Project Title: E ORANGE ST SIDEWALK **Start Date:** **End Date:**
District: **Director:** JEAN JREIJ, PW
Function: 54 TRANSPORTATION **Fund:** 11560 2014 INFRASTRUCTURE SALES TAX
Sales Tax Referendum: 3C SIDEWALK / ADA IMPROVEMENTS **BU Type:** 20 CIP
Department: 07 PUBLIC WORKS DEPT **Program:** 07 CAPITAL PROJECTS DELIVERY

Project Scope:

THE SIDEWALK PROGRAM IS DESIGNED TO IMPROVE PEDESTRIAN SAFETY AND ENHANCE THE MULTI-MODAL CONNECTIONS TO NEIGHBORHOODS AND SCHOOLS AS WELL AS MIXED-USE CENTERS. THIS PROGRAM WILL ALSO PROVIDE AMERICAN WITH DISABILITIES ACT (ADA) IMPROVEMENTS TO SEMINOLE C

Project Location:

Project Status:

Project Financials:

Account	LTD Actuals	FY22 Current Budget	FY23 Funding	FY24 Funding	FY25 Funding	FY26 Funding	Total Project Cost
560610 LAND	6,575						6,575
560650 CONSTRUCTION IN PROGRES		120,000					120,000
560652 CEI SERVICES		7,289					7,289
560680 CONSTRUCTION & DESIGN	36,136						36,136
560690 ENGINEERING COSTS	5,738						5,738
FUTURE BUDGETS							
TOTAL:	48,449	127,289					175,738

CIP Project Detail

Project Number: 01785268 **Element:** 01 TRANSPORTATION **Budget Expended:** 1%
Project Title: LONGWOOD HILLS RD SIDEWALKS **Start Date:** **End Date:**
District: **Director:** JEAN JREIJ, PW
Function: 54 TRANSPORTATION **Fund:** 11560 2014 INFRASTRUCTURE SALES TAX
Sales Tax Referendum: 3C SIDEWALK / ADA IMPROVEMENTS **BU Type:** 20 CIP
Department: 07 PUBLIC WORKS DEPT **Program:** 07 CAPITAL PROJECTS DELIVERY

Project Scope:

THE SIDEWALK PROGRAM IS DESIGNED TO IMPROVE PEDESTRIAN SAFETY AND ENHANCE THE MULTI-MODAL CONNECTIONS TO NEIGHBORHOODS AND SCHOOLS AS WELL AS MIXED-USE CENTERS. THIS PROGRAM WILL ALSO PROVIDE AMERICANS WITH DISABILITIES ACT (ADA) IMPROVEMENTS TO SEMINOLE

Project Location:

Project Status:

Project Financials:

Account	LTD Actuals	FY22 Current Budget	FY23 Funding	FY24 Funding	FY25 Funding	FY26 Funding	Total Project Cost
530 OPERATING EXPENDITURES	2,309						2,309
560680 CONSTRUCTION & DESIGN		12,691					12,691
560690 ENGINEERING COSTS							
FUTURE BUDGETS			378,000				378,000
TOTAL:	2,309	12,691	378,000				393,000

CIP Project Detail

Project Number: 01785272 **Element:** 01 TRANSPORTATION **Budget Expended:** 22%
Project Title: RIVERVIEW AVE SIDEWALK **Start Date:** **End Date:**
District: **Director:** JEAN JREIJ, PW
Function: 54 TRANSPORTATION **Fund:** 11560 2014 INFRASTRUCTURE SALES TAX
Sales Tax Referendum: 3C SIDEWALK / ADA IMPROVEMENTS **BU Type:** 20 CIP
Department: 07 PUBLIC WORKS DEPT **Program:** 07 CAPITAL PROJECTS DELIVERY

Project Scope:

THE SIDEWALK PROGRAM IS DESIGNED TO IMPROVE PEDESTRIAN SAFETY AND ENHANCE THE MULTI-MODAL CONNECTIONS TO NEIGHBORHOODS AND SCHOOLS AS WELL AS MIXED-USE CENTERS. THIS PROGRAM WILL ALSO PROVIDE AMERICAN WITH DISABILITIES ACT (ADA) IMPROVEMENTS TO SEMINOLE C

Project Location:

Project Status:

Project Financials:

Account	LTD Actuals	FY22 Current Budget	FY23 Funding	FY24 Funding	FY25 Funding	FY26 Funding	Total Project Cost
560610 LAND	5,501						5,501
560650 CONSTRUCTION IN PROGRES	90,564	723,232					813,796
560652 CEI SERVICES		96,570					96,570
560680 CONSTRUCTION & DESIGN	91,387	13,112					104,499
560690 ENGINEERING COSTS	45,872						45,872
FUTURE BUDGETS							
TOTAL:	233,324	832,914					1,066,238

CIP Project Detail

Project Number: 01785278 **Element:** 01 TRANSPORTATION **Budget Expended:** 86%
Project Title: CARLTON ST SIDEWALKS **Start Date:** **End Date:**
District: **Director:** JEAN JREIJ, PW
Function: 54 TRANSPORTATION **Fund:** 11560 2014 INFRASTRUCTURE SALES TAX
Sales Tax Referendum: 3C SIDEWALK / ADA IMPROVEMENTS **BU Type:** 20 CIP
Department: 07 PUBLIC WORKS DEPT **Program:** 07 CAPITAL PROJECTS DELIVERY

Project Scope:

THE SIDEWALK PROGRAM IS DESIGNED TO IMPROVE PEDESTRIAN SAFETY AND ENHANCE THE MULTI-MODAL CONNECTIONS TO NEIGHBORHOODS AND SCHOOLS AS WELL AS MIXED-USE CENTERS. THIS PROGRAM WILL ALSO PROVIDE AMERICAN WITH DISABILITIES ACT (ADA) IMPROVEMENTS TO SEMINOLE C

Project Location:

Project Status:

Project Financials:

Account	LTD Actuals	FY22 Current Budget	FY23 Funding	FY24 Funding	FY25 Funding	FY26 Funding	Total Project Cost
560650 CONSTRUCTION IN PROGRES	204,946						204,946
560652 CEI SERVICES		30,000					30,000
560680 CONSTRUCTION & DESIGN	13,982	12,071					26,054
560690 ENGINEERING COSTS	36,744						36,744
FUTURE BUDGETS							
TOTAL:	255,673	42,071					297,744

CIP Project Detail

Project Number: 01785283 **Element:** 01 TRANSPORTATION **Budget Expended:** 9%

Project Title: NORTHWESTERN/LITTLE WEK BRIDGE **Start Date:** **End Date:**

District: **Director:** JEAN JREIJ, PW

Function: 54 TRANSPORTATION **Fund:** 11560 2014 INFRASTRUCTURE SALES TAX

Sales Tax Referendum: 3C BRIDGE REPLACEMT / REHAB **BU Type:** 20 CIP

Department: 07 PUBLIC WORKS DEPT **Program:** 07 CAPITAL PROJECTS DELIVERY

Project Scope:

THE BRIDGE PROGRAM IS DESIGNED TO PERFORM REPAIRS AND REPLACE BRIDGES IN SEMINOLE COUNTY AS NEEDED BASED ON BRIDGE INSPECTION REPORTS FOR BOTH PEDESTRIAN AND VEHICULAR BRIDGES. NORTHWESTERN/LITTLE WEK BRIDGE

Project Location:

Project Status:

Project Financials:

Account	LTD Actuals	FY22 Current Budget	FY23 Funding	FY24 Funding	FY25 Funding	FY26 Funding	Total Project Cost
540 INTERNAL SERVICE CHARGES							
560650 CONSTRUCTION IN PROGRES		2,627,777					2,627,777
560652 CEI SERVICES		173,243					173,243
560680 CONSTRUCTION & DESIGN	235,106	21,326					256,432
560690 ENGINEERING COSTS	55,846						55,846
FUTURE BUDGETS							
TOTAL:	290,952	2,822,346					3,113,298

CIP Project Detail

Project Number: 01785286 **Element:** 01 TRANSPORTATION **Budget Expended:** 23%
Project Title: LK HOWELL/HOWELL CRK BRIDGE **Start Date:** **End Date:**
District: **Director:** JEAN JREIJ, PW
Function: 54 TRANSPORTATION **Fund:** 11560 2014 INFRASTRUCTURE SALES TAX
Sales Tax Referendum: 3C BRIDGE REPLACEMT / REHAB **BU Type:** 20 CIP
Department: 07 PUBLIC WORKS DEPT **Program:** 07 CAPITAL PROJECTS DELIVERY

Project Scope:

THE BRIDGE PROGRAM IS DESIGNED TO PERFORM REPAIRS AND REPLACE BRIDGES IN SEMINOLE COUNTY AS NEEDED BASED ON BRIDGE INSPECTION REPORTS FOR BOTH PEDESTRIAN AND VEHICULAR BRIDGES. THIS PROJECT WILL DESIGN AND CONSTRUCT A NEW BRIDGE OVER HOWELL CREEK AT LAKE

Project Location:

Project Status:

Project Financials:

Account	LTD Actuals	FY22 Current Budget	FY23 Funding	FY24 Funding	FY25 Funding	FY26 Funding	Total Project Cost
560610 LAND	3,881						3,881
560650 CONSTRUCTION IN PROGRES	263,802	1,941,198					2,205,000
560652 CEI SERVICES	52,608	282,392					335,000
560680 CONSTRUCTION & DESIGN	261,252	27,367					288,619
560690 ENGINEERING COSTS	101,179						101,179
FUTURE BUDGETS							
TOTAL:	682,721	2,250,957					2,933,679

CIP Project Detail

Project Number: 01785297 **Element:** 01 TRANSPORTATION **Budget Expended:** 98%
Project Title: MINOR ROADWAY PROJECTS>\$50,000 **Start Date:** **End Date:**
District: **Director:** JEAN JREIJ, PW
Function: 54 TRANSPORTATION **Fund:** 11560 2014 INFRASTRUCTURE SALES TAX
Sales Tax Referendum: 3C MINOR ROADWAY & SAFETY **BU Type:** 20 CIP
Department: 07 PUBLIC WORKS DEPT **Program:** 07 CAPITAL PROJECTS DELIVERY
Project Scope:
 MINOR ROADWAY PROJECTS>\$50,000

Project Location:

Project Status:

Project Financials:

Account	LTD Actuals	FY22 Current Budget	FY23 Funding	FY24 Funding	FY25 Funding	FY26 Funding	Total Project Cost
530 OPERATING EXPENDITURES							
540 INTERNAL SERVICE CHARGES							
560610 LAND	750						750
560650 CONSTRUCTION IN PROGRES	712,723	23,007					735,730
560680 CONSTRUCTION & DESIGN	76,594						76,594
560690 ENGINEERING COSTS	139,224						139,224
FUTURE BUDGETS							
TOTAL:	929,292	23,007					952,298

CIP Project Detail

Project Number: 01785300 **Element:** 01 TRANSPORTATION **Budget Expended:** 2%
Project Title: RED BUG LAKE RD TURN EXTENSION **Start Date:** **End Date:**
District: **Director:** JEAN JREIJ, PW
Function: 54 TRANSPORTATION **Fund:** 11560 2014 INFRASTRUCTURE SALES TAX
Sales Tax Referendum: 3C MINOR ROADWAY & SAFETY **BU Type:** 20 CIP
Department: 07 PUBLIC WORKS DEPT **Program:** 07 CAPITAL PROJECTS DELIVERY

Project Scope:

THIS PROJECT WILL CONSTRUCT VARIOUS TURN LANES ALONG RED BUG LAKE RD /UPGRADE 9 TURNING LANES ALONG RED BUG LAKE ROAD THAT CURRENTLY ARE SUBSTANDARD WITH INADEQUATE TAPERS, AND SHORT DECELERATION LENGTHS AND STORAGE.1. WB RTL AT DODD RD- FROM DODD RD TO T

Project Location:

Project Status:

Project Financials:

Account	LTD Actuals	FY22 Current Budget	FY23 Funding	FY24 Funding	FY25 Funding	FY26 Funding	Total Project Cost
560650 CONSTRUCTION IN PROGRES		1,172,000					1,172,000
560652 CEI SERVICES		270,000					270,000
560680 CONSTRUCTION & DESIGN	24,503	175,497					200,000
560690 ENGINEERING COSTS	4,992						4,992
FUTURE BUDGETS							
TOTAL:	29,494	1,617,497					1,646,992

CIP Project Detail

Project Number: 01785303 **Element:** 01 TRANSPORTATION **Budget Expended:** 24%
Project Title: ORANGE BLVD (CR431) SAFETY **Start Date:** **End Date:**
District: **Director:** JEAN JREIJ, PW
Function: 54 TRANSPORTATION **Fund:** 11560 2014 INFRASTRUCTURE SALES TAX
Sales Tax Referendum: 3B MAJOR PROJECTS **BU Type:** 20 CIP
Department: 07 PUBLIC WORKS DEPT **Program:** 07 CAPITAL PROJECTS DELIVERY

Project Scope:

TO IMPROVE SAFETY, ADDRESS DRAINAGE DEFICIENCIES, ADD SHOULDERS AND TURN LANES, AND ADD SIDEWALK AND TRAIL TO ENHANCE PEDESTRIAN AND BICYCLE CONTINUITY AND ACCESS. ALSO A RESURFACING PER TAX PLAN, SIDEWALK ENHANCEMENTS PER SEMINOLE TRAILS MASTER PLAN. A RO

Project Location:

Project Status:

Project Financials:

Account	LTD Actuals	FY22 Current Budget	FY23 Funding	FY24 Funding	FY25 Funding	FY26 Funding	Total Project Cost
560610 LAND	3,593,029	2,829,342					6,422,371
560650 CONSTRUCTION IN PROGRES		7,603,858					7,603,858
560652 CEI SERVICES		1,216,217					1,216,217
560680 CONSTRUCTION & DESIGN	2,452,384	2,112,825					4,565,210
560690 ENGINEERING COSTS	833,402						833,402
FUTURE BUDGETS			7,603,856				7,603,856
TOTAL:	6,878,816	13,762,242	7,603,856				28,244,914

CIP Project Detail

Project Number: 01785310 **Element:** 01 TRANSPORTATION **Budget Expended:** 88%
Project Title: TRAFFIC STUDIES **Start Date:** **End Date:**
District: **Director:** JEAN JREIJ, PW
Function: 54 TRANSPORTATION **Fund:** 11560 2014 INFRASTRUCTURE SALES TAX
Sales Tax Referendum: 3C MINOR ROADWAY & SAFETY **BU Type:** 20 CIP
Department: 07 PUBLIC WORKS DEPT **Program:** 07 TRAFFIC OPERATIONS
Project Scope:
 MISCELLANEOUS TRAFFIC STUDIES FOR SAFETY AND OPERATIONS.

Project Location:

Project Status:

Project Financials:

Account	LTD Actuals	FY22 Current Budget	FY23 Funding	FY24 Funding	FY25 Funding	FY26 Funding	Total Project Cost
530 OPERATING EXPENDITURES	407,422	73,999					481,420
540 INTERNAL SERVICE CHARGES							
560680 CONSTRUCTION & DESIGN	55,205						55,205
560690 ENGINEERING COSTS	72,043						72,043
FUTURE BUDGETS							
TOTAL:	534,669	73,999					608,668

CIP Project Detail

Project Number: 01785313 **Element:** 01 TRANSPORTATION **Budget Expended:** 58%
Project Title: LED STREET SIGN UPGRADE **Start Date:** **End Date:**
District: **Director:** JEAN JREIJ, PW
Function: 54 TRANSPORTATION **Fund:** 11560 2014 INFRASTRUCTURE SALES TAX
Sales Tax Referendum: 3C TRAFFIC SIGNAL SIGN STRP **BU Type:** 20 CIP
Department: 07 PUBLIC WORKS DEPT **Program:** 07 TRAFFIC OPERATIONS

Project Scope:
 THE SIGNALS, SIGNS AND STRIPING PROGRAM - (NOT MAST ARM UPGRADES) - WILL UPGRADE AND REPLACE STREET SIGNS, REFURBISH MAST ARMS, UPGRADE PRE-EMPTION EQUIPMENT, INSTALL/UPGRADE TRANSIT PRIORITY EQUIPMENT ON SEMINOLE COUNTY ROADWAYS. UPGRADE OF INCANDESCENT

Project Location:

Project Status:

Project Financials:

Account	LTD Actuals	FY22 Current Budget	FY23 Funding	FY24 Funding	FY25 Funding	FY26 Funding	Total Project Cost
530 OPERATING EXPENDITURES	5,500						5,500
540 INTERNAL SERVICE CHARGES							
560650 CONSTRUCTION IN PROGRES	900,675	193,825					1,094,500
560690 ENGINEERING COSTS	177,548						177,548
FUTURE BUDGETS			150,000	150,000	150,000	150,000	600,000
TOTAL:	1,083,723	193,825	150,000	150,000	150,000	150,000	1,877,548

CIP Project Detail

Project Number: 01785315 **Element:** 01 TRANSPORTATION **Budget Expended:** 0%
Project Title: VARIOUS COUNTY TRAILS PROJECTS **Start Date:** **End Date:**
District: **Director:** JEAN JREIJ, PW
Function: 54 TRANSPORTATION **Fund:** 11560 2014 INFRASTRUCTURE SALES TAX
Sales Tax Referendum: 3C TRAILS **BU Type:** 20 CIP
Department: 07 PUBLIC WORKS DEPT **Program:** 07 CAPITAL PROJECTS DELIVERY

Project Scope:

THE TRAILS PROGRAM CONSTRUCTS NEW TRAILS, TRAIL CONNECTIONS AND OTHER TRAIL IMPROVEMENTS THAT ARE PART OF SEMINOLE COUNTY'S TRAILS NETWORK, ENSURING SAFE PEDESTRIAN AND BICYCLE ACCESS/CONNECTION TO PARK SITES, NATURAL LANDS, SCHOOLS AND MIXED-USE CENTERS

Project Location:

Project Status:

Project Financials:

Account	LTD Actuals	FY22 Current Budget	FY23 Funding	FY24 Funding	FY25 Funding	FY26 Funding	Total Project Cost
530 OPERATING EXPENDITURES							
560650 CONSTRUCTION IN PROGRES		102,000					102,000
FUTURE BUDGETS							
TOTAL:		102,000					102,000

CIP Project Detail

Project Number: 01785316 **Element:** 01 TRANSPORTATION **Budget Expended:** 11%
Project Title: EE WILLIAMSON RD TRAIL CONNECT **Start Date:** **End Date:**
District: **Director:** JEAN JREIJ, PW
Function: 54 TRANSPORTATION **Fund:** 11560 2014 INFRASTRUCTURE SALES TAX
Sales Tax Referendum: 3C TRAILS **BU Type:** 20 CIP
Department: 07 PUBLIC WORKS DEPT **Program:** 07 CAPITAL PROJECTS DELIVERY

Project Scope:

THE TRAILS PROGRAM CONSTRUCTS NEW TRAILS, TRAIL CONNECTIONS AND OTHER TRAIL IMPROVEMENTS THAT ARE PART OF SEMINOLE COUNTY'S TRAILS NETWORK, ENSURING SAFE PEDESTRIAN AND BICYCLE ACCESS/CONNECTION TO PARK SITES, NATURAL LANDS, SCHOOLS AND MIXED-USE CENTERS

Project Location:

Project Status:

Project Financials:

Account	LTD Actuals	FY22 Current Budget	FY23 Funding	FY24 Funding	FY25 Funding	FY26 Funding	Total Project Cost
540 INTERNAL SERVICE CHARGES							
560610 LAND	146,970	271,927					418,897
560650 CONSTRUCTION IN PROGRES	303	8,370,930					8,371,233
560652 CEI SERVICES		539,961					539,961
560680 CONSTRUCTION & DESIGN	762,058	73,232					835,290
560690 ENGINEERING COSTS	192,473						192,473
FUTURE BUDGETS							
TOTAL:	1,101,803	9,256,050					10,357,853

CIP Project Detail

Project Number: 01785318 **Element:** 01 TRANSPORTATION **Budget Expended:** 66%
Project Title: E SEMINOLE UNPAVED TRAILS **Start Date:** **End Date:**
District: **Director:** JEAN JREIJ, PW
Function: 54 TRANSPORTATION **Fund:** 11560 2014 INFRASTRUCTURE SALES TAX
Sales Tax Referendum: 3C TRAILS **BU Type:** 20 CIP
Department: 07 PUBLIC WORKS DEPT **Program:** 07 CAPITAL PROJECTS DELIVERY

Project Scope:

THE TRAILS PROGRAM CONSTRUCTS NEW TRAILS, TRAIL CONNECTIONS AND OTHER TRAIL IMPROVEMENTS THAT ARE PART OF SEMINOLE COUNTY'S TRAILS NETWORK, ENSURING SAFE PEDESTRIAN AND BICYCLE ACCESS/CONNECTION TO PARK SITES, NATURAL LANDS, SCHOOLS AND MIXED-USE CENTERS

Project Location:

Project Status:

Project Financials:

Account	LTD Actuals	FY22 Current Budget	FY23 Funding	FY24 Funding	FY25 Funding	FY26 Funding	Total Project Cost
530 OPERATING EXPENDITURES	100,073						100,073
540 INTERNAL SERVICE CHARGES							
560650 CONSTRUCTION IN PROGRES	432,929	318,280					751,209
560690 ENGINEERING COSTS	96,343						96,343
FUTURE BUDGETS							
TOTAL:	629,345	318,280					947,625

CIP Project Detail

Project Number: 01785344 **Element:** 01 TRANSPORTATION **Budget Expended:** 39%
Project Title: MAST ARM REBUILDS **Start Date:** **End Date:**
District: **Director:** JEAN JREIJ, PW
Function: 54 TRANSPORTATION **Fund:** 11560 2014 INFRASTRUCTURE SALES TAX
Sales Tax Referendum: 3C TRAFFIC SIGNAL SIGN STRP **BU Type:** 20 CIP
Department: 07 PUBLIC WORKS DEPT **Program:** 07 TRAFFIC OPERATIONS

Project Scope:

THE SIGNALS, SIGNS AND STRIPING PROGRAM - (NOT MAST ARM UPGRADES) - WILL UPGRADE AND REPLACE STREET SIGNS, REFURBISH MAST ARMS, UPGRADE PRE-EMPTION EQUIPMENT, INSTALL/UPGRADE TRANSIT PRIORITY EQUIPMENT ON SEMINOLE COUNTY ROADWAYS. THIS PROJECT WILL PERFOR

Project Location:

Project Status:

Project Financials:

Account	LTD Actuals	FY22 Current Budget	FY23 Funding	FY24 Funding	FY25 Funding	FY26 Funding	Total Project Cost
540 INTERNAL SERVICE CHARGES							
560650 CONSTRUCTION IN PROGRES	1,439,460	885,147					2,324,607
560690 ENGINEERING COSTS	285,786						285,786
FUTURE BUDGETS			450,000	450,000	450,000	450,000	1,800,000
TOTAL:	1,725,246	885,147	450,000	450,000	450,000	450,000	4,410,393

CIP Project Detail

Project Number: 01785346 **Element:** 01 TRANSPORTATION **Budget Expended:** 40%
Project Title: LANE STRIPING **Start Date:** **End Date:**
District: **Director:** JEAN JREIJ, PW
Function: 54 TRANSPORTATION **Fund:** 11560 2014 INFRASTRUCTURE SALES TAX
Sales Tax Referendum: 3C TRAFFIC SIGNAL SIGN STRP **BU Type:** 20 CIP
Department: 07 PUBLIC WORKS DEPT **Program:** 07 TRAFFIC OPERATIONS

Project Scope:

THE SIGNALS, SIGNS AND STRIPING PROGRAM - (NOT MAST ARM UPGRADES) - WILL UPGRADE AND REPLACE STREET SIGNS, REFURBISH MAST ARMS, UPGRADE PRE-EMPTION EQUIPMENT, INSTALL/UPGRADE TRANSIT PRIORITY EQUIPMENT ON SEMINOLE COUNTY ROADWAYS. THIS PROJECT WILL ADD/UP

Project Location:

Project Status:

Project Financials:

Account	LTD Actuals	FY22 Current Budget	FY23 Funding	FY24 Funding	FY25 Funding	FY26 Funding	Total Project Cost
530 OPERATING EXPENDITURES							
540 INTERNAL SERVICE CHARGES							
560650 CONSTRUCTION IN PROGRES	383,845	266,155					650,000
560680 CONSTRUCTION & DESIGN							
560690 ENGINEERING COSTS	68,784						68,784
FUTURE BUDGETS			100,000	100,000	100,000	100,000	400,000
TOTAL:	452,629	266,155	100,000	100,000	100,000	100,000	1,118,783

CIP Project Detail

Project Number: 01785348 **Element:** 01 TRANSPORTATION **Budget Expended:** 88%
Project Title: SR426 @ RED BUG MAST ARM **Start Date:** **End Date:**
District: **Director:** JEAN JREIJ, PW
Function: 54 TRANSPORTATION **Fund:** 11560 2014 INFRASTRUCTURE SALES TAX
Sales Tax Referendum: 3C TRAFFIC SIGNAL SIGN STRP **BU Type:** 20 CIP
Department: 07 PUBLIC WORKS DEPT **Program:** 07 TRAFFIC OPERATIONS

Project Scope:

THE MAST ARM PROGRAM PROVIDES MAST ARM SIGNAL INSTALLATIONS FOR NEW SIGNALS AND CONVERSIONS OF WIRE SPAN SIGNALS , THESE UPGRADE WILL ADD ADDITIONAL FEATURES TO IMPROVE SAFETY AND INCREASE TRAFFIC FLOW IN SEMINOLE COUNTY. MAST ARM IMPROVEMENTS

Project Location:

Project Status:

Project Financials:

Account	LTD Actuals	FY22 Current Budget	FY23 Funding	FY24 Funding	FY25 Funding	FY26 Funding	Total Project Cost
540 INTERNAL SERVICE CHARGES							
560650 CONSTRUCTION IN PROGRES	360,412	56,588					417,000
560690 ENGINEERING COSTS	63,148						63,148
FUTURE BUDGETS							
TOTAL:	423,560	56,588					480,148

CIP Project Detail

Project Number: 01785350 **Element:** 01 TRANSPORTATION **Budget Expended:** 12%
Project Title: CELERY/MELLONVILLE TRAIL LOOP **Start Date:** **End Date:**
District: **Director:** JEAN JREIJ, PW
Function: 54 TRANSPORTATION **Fund:** 11560 2014 INFRASTRUCTURE SALES TAX
Sales Tax Referendum: 3B MAJOR PROJECTS **BU Type:** 20 CIP
Department: 07 PUBLIC WORKS DEPT **Program:** 07 CAPITAL PROJECTS DELIVERY
Project Scope:
 CELERY/MELLONVILLE TRAIL LOOP

Project Location:

Project Status:

Project Financials:

Account	LTD Actuals	FY22 Current Budget	FY23 Funding	FY24 Funding	FY25 Funding	FY26 Funding	Total Project Cost
530 OPERATING EXPENDITURES	91						91
540 INTERNAL SERVICE CHARGES							
560610 LAND		1,400,000					1,400,000
560650 CONSTRUCTION IN PROGRES		2,725,000					2,725,000
560680 CONSTRUCTION & DESIGN	466,492	208,417					674,909
560690 ENGINEERING COSTS	60,170						60,170
580814 AID TO GOVT AGENCY-CIP	75,000						75,000
FUTURE BUDGETS							
TOTAL:	601,753	4,333,417					4,935,170

CIP Project Detail

Project Number: 01785374 **Element:** 01 TRANSPORTATION **Budget Expended:** 91%
Project Title: SIDEWALK REHAB PARENT **Start Date:** **End Date:**
District: **Director:** JEAN JREIJ, PW
Function: 54 TRANSPORTATION **Fund:** 11560 2014 INFRASTRUCTURE SALES TAX
Sales Tax Referendum: 3C SIDEWALK / ADA IMPROVEMENTS **BU Type:** 20 CIP
Department: 07 PUBLIC WORKS DEPT **Program:** 07 CAPITAL PROJECTS DELIVERY

Project Scope:

THE SIDEWALK PROGRAM IS DESIGNED TO IMPROVE PEDESTRIAN SAFETY AND ENHANCE THE MULTI-MODAL CONNECTIONS TO NEIGHBORHOODS AND SCHOOLS AS WELL AS MIXED-USE CENTERS. THIS PROGRAM WILL ALSO PROVIDE AMERICAN WITH DISABILITIES ACT (ADA) IMPROVEMENTS TO SEMINOLE C

Project Location:

Project Status:

Project Financials:

Account	LTD Actuals	FY22 Current Budget	FY23 Funding	FY24 Funding	FY25 Funding	FY26 Funding	Total Project Cost
540 INTERNAL SERVICE CHARGES							
560610 LAND	12,000						12,000
560650 CONSTRUCTION IN PROGRES	702,337						702,337
560652 CEI SERVICES		83,165					83,165
560680 CONSTRUCTION & DESIGN	2,498						2,498
560690 ENGINEERING COSTS	122,111						122,111
FUTURE BUDGETS							
TOTAL:	838,947	83,165					922,111

CIP Project Detail

Project Number: 01785407 **Element:** 01 TRANSPORTATION **Budget Expended:** 0%

Project Title: MAIN STREET SIDEWALK **Start Date:** **End Date:**

District: **Director:** JEAN JREIJ, PW

Function: 54 TRANSPORTATION **Fund:** 11560 2014 INFRASTRUCTURE SALES TAX

Sales Tax Referendum: 3C SIDEWALK / ADA IMPROVEMENTS **BU Type:** 20 CIP

Department: 07 PUBLIC WORKS DEPT **Program:** 07 CAPITAL PROJECTS DELIVERY

Project Scope:

THE SIDEWALK PROGRAM IS DESIGNED TO IMPROVE PEDESTRIAN SAFETY AND ENHANCE THE MULTI-MODAL CONNECTIONS TO NEIGHBORHOODS AND SCHOOLS AS WELL AS MIXED-USE CENTERS. THIS PROGRAM WILL ALSO PROVIDE AMERICAN WITH DISABILITIES ACT (ADA) IMPROVEMENTS TO SEMINOLE C

Project Location:

Project Status:

Project Financials:

Account	LTD Actuals	FY22 Current Budget	FY23 Funding	FY24 Funding	FY25 Funding	FY26 Funding	Total Project Cost
560610 LAND		25,000					25,000
560650 CONSTRUCTION IN PROGRES		430,000					430,000
560652 CEI SERVICES		60,000					60,000
560680 CONSTRUCTION & DESIGN		60,000					60,000
FUTURE BUDGETS							
TOTAL:		575,000					575,000

CIP Project Detail

Project Number: 01785408 **Element:** 01 TRANSPORTATION **Budget Expended:** 0%
Project Title: SR426/CR419 WIDEN-PHASE 3 **Start Date:** **End Date:**
District: **Director:** JEAN JREIJ, PW
Function: 54 TRANSPORTATION **Fund:** 11560 2014 INFRASTRUCTURE SALES TAX
Sales Tax Referendum: 3B MAJOR PROJECTS **BU Type:** 20 CIP
Department: 07 PUBLIC WORKS DEPT **Program:** 07 CAPITAL PROJECTS DELIVERY

Project Scope:
 SR426/CR419 WIDEN-PHASE 3 - AVE B TO LOCKWOOD BLVD - DESIGN PHASE IN FY 23/24

Project Location:

Project Status:

Project Financials:

Account	LTD Actuals	FY22 Current Budget	FY23 Funding	FY24 Funding	FY25 Funding	FY26 Funding	Total Project Cost
560680 CONSTRUCTION & DESIGN							
FUTURE BUDGETS				1,000,000			1,000,000
TOTAL:				1,000,000			1,000,000

CIP Project Detail

Project Number: 01785444 **Element:** 01 TRANSPORTATION **Budget Expended:** 45%
Project Title: ADA REPLACEMENT PAVMT MGMT **Start Date:** **End Date:**
District: **Director:** JEAN JREIJ, PW
Function: 54 TRANSPORTATION **Fund:** 11560 2014 INFRASTRUCTURE SALES TAX
Sales Tax Referendum: 3C SIDEWALK / ADA IMPROVEMENTS **BU Type:** 20 CIP
Department: 07 PUBLIC WORKS DEPT **Program:** 07 CAPITAL PROJECTS DELIVERY

Project Scope:

THE SIDEWALK PROGRAM IS DESIGNED TO IMPROVE PEDESTRIAN SAFETY AND ENHANCE THE MULTI-MODAL CONNECTIONS TO NEIGHBORHOODS AND SCHOOLS AS WELL AS MIXED-USE CENTERS. THIS PROGRAM WILL ALSO PROVIDE AMERICAN WITH DISABILITIES ACT (ADA) IMPROVEMENTS TO SEMINOLE C

Project Location:

Project Status:

Project Financials:

Account	LTD Actuals	FY22 Current Budget	FY23 Funding	FY24 Funding	FY25 Funding	FY26 Funding	Total Project Cost
560650 CONSTRUCTION IN PROGRES	1,683,623	606,377					2,290,000
560680 CONSTRUCTION & DESIGN		210,000					210,000
560690 ENGINEERING COSTS	289,702						289,702
FUTURE BUDGETS			400,000	400,000	400,000	400,000	1,600,000
TOTAL:	1,973,325	816,377	400,000	400,000	400,000	400,000	4,389,702

CIP Project Detail

Project Number: 01785446 **Element:** 01 TRANSPORTATION **Budget Expended:** 16%
Project Title: I-4 TRAIL OVERPASS REPAIR **Start Date:** **End Date:**
District: **Director:** JEAN JREIJ, PW
Function: 54 TRANSPORTATION **Fund:** 11560 2014 INFRASTRUCTURE SALES TAX
Sales Tax Referendum: 3C BRIDGE REPLACEMT / REHAB **BU Type:** 20 CIP
Department: 07 PUBLIC WORKS DEPT **Program:** 07 CAPITAL PROJECTS DELIVERY

Project Scope:

THE BRIDGE PROGRAM IS DESIGNED TO PERFORM REPAIRS AND REPLACE BRIDGES IN SEMINOLE COUNTY AS NEEDED BASED ON BRIDGE INSPECTION REPORTS FOR BOTH PEDESTRIAN AND VEHICULAR BRIDGES. I-4 TRAIL OVERPASS REPAIR

Project Location:

Project Status:

Project Financials:

Account	LTD Actuals	FY22 Current Budget	FY23 Funding	FY24 Funding	FY25 Funding	FY26 Funding	Total Project Cost
560650 CONSTRUCTION IN PROGRES		434,628					434,628
560680 CONSTRUCTION & DESIGN	75,372						75,372
560690 ENGINEERING COSTS	7,060						7,060
FUTURE BUDGETS							
TOTAL:	82,433	434,628					517,060

CIP Project Detail

Project Number: 01785447 **Element:** 01 TRANSPORTATION **Budget Expended:** 50%
Project Title: ANNUAL BRIDGE/TUNNEL REP/REPLA **Start Date:** **End Date:**
District: **Director:** JEAN JREIJ, PW
Function: 54 TRANSPORTATION **Fund:** 11560 2014 INFRASTRUCTURE SALES TAX
Sales Tax Referendum: 3C BRIDGE REPLACEMT / REHAB **BU Type:** 20 CIP
Department: 07 PUBLIC WORKS DEPT **Program:** 07 CAPITAL PROJECTS DELIVERY

Project Scope:

THE BRIDGE PROGRAM IS DESIGNED TO PERFORM REPAIRS AND REPLACE BRIDGES IN SEMINOLE COUNTY AS NEEDED BASED ON BRIDGE INSPECTION REPORTS FOR BOTH PEDESTRIAN AND VEHICULAR BRIDGES. THIS PROJECT TRACKS THE BRIDGE REHABILITATION AND REPAIR EXPENDITURES NECESSA

Project Location:

Project Status:

Project Financials:

Account	LTD Actuals	FY22 Current Budget	FY23 Funding	FY24 Funding	FY25 Funding	FY26 Funding	Total Project Cost
530 OPERATING EXPENDITURES	1,421,175	345,000					1,766,175
560650 CONSTRUCTION IN PROGRES	1,670,474	426,137					2,096,610
560652 CEI SERVICES	139,181	135,819					275,000
560680 CONSTRUCTION & DESIGN	95	550,000					550,095
560690 ENGINEERING COSTS	295,066						295,066
FUTURE BUDGETS			500,000	500,000	500,000	500,000	2,000,000
TOTAL:	3,525,991	1,456,956	500,000	500,000	500,000	500,000	6,982,946

CIP Project Detail

Project Number: 01785450 **Element:** 01 TRANSPORTATION **Budget Expended:** 1%

Project Title: AIRPORT BLVD INT IMP **Start Date:** **End Date:**

District: **Director:** JEAN JREIJ, PW

Function: 54 TRANSPORTATION **Fund:** 11560 2014 INFRASTRUCTURE SALES TAX

Sales Tax Referendum: 3C MINOR ROADWAY & SAFETY **BU Type:** 20 CIP

Department: 07 PUBLIC WORKS DEPT **Program:** 07 CAPITAL PROJECTS DELIVERY

Project Scope:

AIRPORT BLVD INTERSECTION IMPROVEMENTS TO INCLUDE NECESSARY TURNLANES, SIGNALS, AND OTHER SAFETY NEEDS.

Project Location:

Project Status:

Project Financials:

Account	LTD Actuals	FY22 Current Budget	FY23 Funding	FY24 Funding	FY25 Funding	FY26 Funding	Total Project Cost
560650 CONSTRUCTION IN PROGRES		150,000					150,000
560680 CONSTRUCTION & DESIGN		50,000					50,000
560690 ENGINEERING COSTS	1,067						1,067
FUTURE BUDGETS							
TOTAL:	1,067	200,000					201,067

CIP Project Detail

Project Number: 01785458 **Element:** 01 TRANSPORTATION **Budget Expended:** 0%

Project Title: EE WILLIAM@WOODLANDS MAST ARM **Start Date:** **End Date:**

District: **Director:** JEAN JREIJ, PW

Function: 54 TRANSPORTATION **Fund:** 11560 2014 INFRASTRUCTURE SALES TAX

Sales Tax Referendum: 3C TRAFFIC SIGNAL SIGN STRP **BU Type:** 20 CIP

Department: 07 PUBLIC WORKS DEPT **Program:** 07 TRAFFIC OPERATIONS

Project Scope:

THE MAST ARM PROGRAM PROVIDES MAST ARM SIGNAL INSTALLATIONS FOR NEW SIGNALS AND CONVERSIONS OF WIRE SPAN SIGNALS , THESE UPGRADE WILL ADD ADDITIONAL FEATURES TO IMPROVE SAFETY AND INCREASE TRAFFIC FLOW IN SEMINOLE COUNTY. EE WILLIAMSON @ WOODLANDS MA

Project Location:

Project Status:

Project Financials:

Account	LTD Actuals	FY22 Current Budget	FY23 Funding	FY24 Funding	FY25 Funding	FY26 Funding	Total Project Cost
560650 CONSTRUCTION IN PROGRES		225,000					225,000
FUTURE BUDGETS							
TOTAL:		225,000					225,000

CIP Project Detail

Project Number: 01785467 **Element:** 01 TRANSPORTATION **Budget Expended:** 39%
Project Title: SR 436 @ CASSELTON MAST ARM **Start Date:** **End Date:**
District: **Director:** JEAN JREIJ, PW
Function: 54 TRANSPORTATION **Fund:** 11560 2014 INFRASTRUCTURE SALES TAX
Sales Tax Referendum: 3C TRAFFIC SIGNAL SIGN STRP **BU Type:** 20 CIP
Department: 07 PUBLIC WORKS DEPT **Program:** 07 TRAFFIC OPERATIONS

Project Scope:

THE MAST ARM PROGRAM PROVIDES MAST ARM SIGNAL INSTALLATIONS FOR NEW SIGNALS AND CONVERSIONS OF WIRE SPAN SIGNALS , THESE UPGRADE WILL ADD ADDITIONAL FEATURES TO IMPROVE SAFETY AND INCREASE TRAFFIC FLOW IN SEMINOLE COUNTY. MAST ARM IMPROVEMENTS

Project Location:

Project Status:

Project Financials:

Account	LTD Actuals	FY22 Current Budget	FY23 Funding	FY24 Funding	FY25 Funding	FY26 Funding	Total Project Cost
560650 CONSTRUCTION IN PROGRES	106,116	193,884					300,000
560690 ENGINEERING COSTS	17,378						17,378
FUTURE BUDGETS							
TOTAL:	123,494	193,884					317,378

CIP Project Detail

Project Number: 01785468 **Element:** 01 TRANSPORTATION **Budget Expended:** 8%

Project Title: SR436@HOWELL BRANCH INTERSECT **Start Date:** **End Date:**

District: **Director:** JEAN JREIJ, PW

Function: 54 TRANSPORTATION **Fund:** 11560 2014 INFRASTRUCTURE SALES TAX

Sales Tax Referendum: 3C MINOR ROADWAY & SAFETY **BU Type:** 20 CIP

Department: 07 PUBLIC WORKS DEPT **Program:** 07 CAPITAL PROJECTS DELIVERY

Project Scope:
VARIOUS INTERSECTION IMPROVMENTS

Project Location:

Project Status:

Project Financials:

Account	LTD Actuals	FY22 Current Budget	FY23 Funding	FY24 Funding	FY25 Funding	FY26 Funding	Total Project Cost
560650 CONSTRUCTION IN PROGRES		150,000					150,000
560680 CONSTRUCTION & DESIGN	9,784						9,784
560690 ENGINEERING COSTS	3,273						3,273
FUTURE BUDGETS							
TOTAL:	13,057	150,000					163,057

CIP Project Detail

Project Number: 01785470 **Element:** 01 TRANSPORTATION **Budget Expended:** 9%

Project Title: SR 436 @ BALMY BEACH MAST ARM **Start Date:** **End Date:**

District: **Director:** JEAN JREIJ, PW

Function: 54 TRANSPORTATION **Fund:** 11560 2014 INFRASTRUCTURE SALES TAX

Sales Tax Referendum: 3C TRAFFIC SIGNAL SIGN STRP **BU Type:** 20 CIP

Department: 07 PUBLIC WORKS DEPT **Program:** 07 CAPITAL PROJECTS DELIVERY

Project Scope:

THE MAST ARM PROGRAM PROVIDES MAST ARM SIGNAL INSTALLATIONS FOR NEW SIGNALS AND CONVERSIONS OF WIRE SPAN SIGNALS , THESE UPGRADE WILL ADD ADDITIONAL FEATURES TO IMPROVE SAFETY AND INCREASE TRAFFIC FLOW IN SEMINOLE COUNTY. THIS PROJECT WILL CONVERT THE EXI

Project Location:

Project Status:

Project Financials:

Account	LTD Actuals	FY22 Current Budget	FY23 Funding	FY24 Funding	FY25 Funding	FY26 Funding	Total Project Cost
560650 CONSTRUCTION IN PROGRES	38,558	481,442					520,000
560690 ENGINEERING COSTS	6,446						6,446
FUTURE BUDGETS							
TOTAL:	45,003	481,442					526,446

CIP Project Detail

Project Number: 01785471 **Element:** 01 TRANSPORTATION **Budget Expended:** 0%

Project Title: SR426@HOWELL BRANCH-MAST ARM **Start Date:** **End Date:**

Disctrict: **Director:** JEAN JREIJ, PW

Function: 54 TRANSPORTATION **Fund:** 11560 2014 INFRASTRUCTURE SALES TAX

Sales Tax Referendum: 3C TRAFFIC SIGNAL SIGN STRP **BU Type:** 20 CIP

Department: 07 PUBLIC WORKS DEPT **Program:** 07 TRAFFIC OPERATIONS

Project Scope:

THIS PROJECT WILL CONVERT A STRAND SIGNAL TO A MAST ARM .

Project Location:

Project Status:

Project Financials:

Account	LTD Actuals	FY22 Current Budget	FY23 Funding	FY24 Funding	FY25 Funding	FY26 Funding	Total Project Cost
560650 CONSTRUCTION IN PROGRES		400,000					400,000
FUTURE BUDGETS							
TOTAL:		400,000					400,000

CIP Project Detail

Project Number: 01785487 **Element:** 01 TRANSPORTATION **Budget Expended:** 0%

Project Title: TRANS MASTER PLAN-EAST SIDE **Start Date:** **End Date:**

District: **Director:** JEAN JREIJ, PW

Function: 54 TRANSPORTATION **Fund:** 11560 2014 INFRASTRUCTURE SALES TAX

Sales Tax Referendum: 3 ENGINEERING **BU Type:** 20 CIP

Department: 07 PUBLIC WORKS DEPT **Program:** 07 CAPITAL PROJECTS DELIVERY

Project Scope:

THIS PROJECT WILL PROVIDE A MULTIMODAL, HOLISTIC APPROACH TO TRANSPORTATION PLANNING BY IDENTIFYING SHORT AND LONG TERM IMPROVEMENTS FOR ROADWAYS, SIDEWALKS, BIKEWAYS AND TRAILS LOCATED PRIMARY ALONG THE EAST SIDE OF SEMINOLE COUNTY.

Project Location:

Project Status:

Project Financials:

Account	LTD Actuals	FY22 Current Budget	FY23 Funding	FY24 Funding	FY25 Funding	FY26 Funding	Total Project Cost
530 OPERATING EXPENDITURES		250,000					250,000
FUTURE BUDGETS							
TOTAL:		250,000					250,000

CIP Project Detail

Project Number: 01785525 **Element:** 01 TRANSPORTATION **Budget Expended:** 91%
Project Title: SR 419 @ OSPREY TRAIL SIGNAL **Start Date:** **End Date:**
District: **Director:** JEAN JREIJ, PW
Function: 54 TRANSPORTATION **Fund:** 11560 2014 INFRASTRUCTURE SALES TAX
Sales Tax Referendum: 3C TRAILS **BU Type:** 20 CIP
Department: 07 PUBLIC WORKS DEPT **Program:** 07 TRAFFIC OPERATIONS

Project Scope:
 THE SIGNALS, SIGNS AND STRIPING PROGRAM - (NOT MAST ARM UPGRADES) - WILL UPGRADE AND REPLACE STREET SIGNS, REFURBISH MAST ARMS, UPGRADE PRE-EMPTION EQUIPMENT, INSTALL/UPGRADE TRANSIT PRIORITY EQUIPMENT ON SEMINOLE COUNTY ROADWAYS. MAST ARM IMPROVEMENTS

Project Location:

Project Status:

Project Financials:

Account	LTD Actuals	FY22 Current Budget	FY23 Funding	FY24 Funding	FY25 Funding	FY26 Funding	Total Project Cost
560650 CONSTRUCTION IN PROGRES	363,928	41,072					405,000
560690 ENGINEERING COSTS	66,165						66,165
FUTURE BUDGETS							
TOTAL:	430,093	41,072					471,165

CIP Project Detail

Project Number: 01785562 **Element:** 01 TRANSPORTATION **Budget Expended:** 35%
Project Title: BRIDGE INSPECTIONS **Start Date:** **End Date:**
District: **Director:** JEAN JREIJ, PW
Function: 54 TRANSPORTATION **Fund:** 11560 2014 INFRASTRUCTURE SALES TAX
Sales Tax Referendum: 3C BRIDGE REPLACEMT / REHAB **BU Type:** 20 CIP
Department: 07 PUBLIC WORKS DEPT **Program:** 07 CAPITAL PROJECTS DELIVERY

Project Scope:

THE BRIDGE PROGRAM IS DESIGNED TO PERFORM REPAIRS AND REPLACE BRIDGES IN SEMINOLE COUNTY AS NEEDED BASED ON BRIDGE INSPECTION REPORTS FOR BOTH PEDESTRIAN AND VEHICULAR BRIDGES. ANNUAL BRIDGE INSPECTION OF SEMINOLE COUNTY'S NON NATIONAL BRIDGE INVENTORY (

Project Location:

Project Status:

Project Financials:

Account	LTD Actuals	FY22 Current Budget	FY23 Funding	FY24 Funding	FY25 Funding	FY26 Funding	Total Project Cost
530 OPERATING EXPENDITURES	211,044	88,956					300,000
560650 CONSTRUCTION IN PROGRES	48,752	91,248					140,000
560690 ENGINEERING COSTS	15,440						15,440
FUTURE BUDGETS			80,000	80,000	80,000	80,000	320,000
TOTAL:	275,236	180,204	80,000	80,000	80,000	80,000	775,440

CIP Project Detail

Project Number: 01785571 **Element:** 01 TRANSPORTATION **Budget Expended:** 14%

Project Title: SCHOOL FLASHER SIGNAL UPGRADES **Start Date:** **End Date:**

District: **Director:** JEAN JREIJ, PW

Function: 54 TRANSPORTATION **Fund:** 11560 2014 INFRASTRUCTURE SALES TAX

Sales Tax Referendum: 3C TRAFFIC SIGNAL SIGN STRP **BU Type:** 20 CIP

Department: 07 PUBLIC WORKS DEPT **Program:** 07 TRAFFIC OPERATIONS

Project Scope:

THE SIGNALS, SIGNS AND STRIPING PROGRAM - (NOT MAST ARM UPGRADES) - WILL UPGRADE AND REPLACE STREET SIGNS, REFURBISH MAST ARMS, UPGRADE PRE-EMPTION EQUIPMENT, INSTALL/UPGRADE TRANSIT PRIORITY EQUIPMENT ON SEMINOLE COUNTY ROADWAYS. THIS PROJECT WILL PROVIDE

Project Location:

Project Status:

Project Financials:

Account	LTD Actuals	FY22 Current Budget	FY23 Funding	FY24 Funding	FY25 Funding	FY26 Funding	Total Project Cost
530 OPERATING EXPENDITURES	3,440						3,440
560650 CONSTRUCTION IN PROGRES	88,861	282,699					371,560
560690 ENGINEERING COSTS	14,627						14,627
FUTURE BUDGETS			100,000	100,000	100,000	100,000	400,000
TOTAL:	106,928	282,699	100,000	100,000	100,000	100,000	789,627

CIP Project Detail

Project Number: 01785572 **Element:** 01 TRANSPORTATION **Budget Expended:** 47%
Project Title: MINOR ROADWAY PROJECTS **Start Date:** **End Date:**
District: **Director:** JEAN JREIJ, PW
Function: 54 TRANSPORTATION **Fund:** 11560 2014 INFRASTRUCTURE SALES TAX
Sales Tax Referendum: 3C MINOR ROADWAY & SAFETY **BU Type:** 20 CIP
Department: 07 PUBLIC WORKS DEPT **Program:** 07 CAPITAL PROJECTS DELIVERY

Project Scope:

THIS PROJECT WILL BE UTILITIZED FOR ROADWAY, SIDEWALK AND STORMWATER SAFETY ISSUES AS ISSUES ARISE.

Project Location:

Project Status:

Project Financials:

Account	LTD Actuals	FY22 Current Budget	FY23 Funding	FY24 Funding	FY25 Funding	FY26 Funding	Total Project Cost
530 OPERATING EXPENDITURES	68,930	1,050					69,980
560650 CONSTRUCTION IN PROGRES	1,162,834	694,433					1,857,266
560680 CONSTRUCTION & DESIGN	62,754						62,754
560690 ENGINEERING COSTS	209,966						209,966
FUTURE BUDGETS			500,000	500,000			1,000,000
TOTAL:	1,504,484	695,483	500,000	500,000			3,199,966

CIP Project Detail

Project Number: 01907040 **Element:** 01 TRANSPORTATION **Budget Expended:** 0%

Project Title: W SR 46 FIBER UPGRADE (PHASE 1 **Start Date:** **End Date:**

District: **Director:** JEAN JREIJ, PW

Function: 54 TRANSPORTATION **Fund:** 11560 2014 INFRASTRUCTURE SALES TAX

Sales Tax Referendum: 3C TRAFFIC SIGNAL SIGN STRP **BU Type:** 20 CIP

Department: 07 PUBLIC WORKS DEPT **Program:** 07 CAPITAL PROJECTS DELIVERY

Project Scope:

THIS PROGRAM ENHANCES THE COUNTY’S ADVANCED TRAFFIC MANAGEMENT SYSTEM WHICH ALLOWS FOR REAL-TIME INFORMATION SHARING WITH OTHER JURISDICTIONS REGARDING TRAFFIC FLOW ON MAJOR ARTERIAL AND COLLECTOR ROADWAYS. THIS PROJECT IS A FIBER OPTIC UPGRADE WHICH WILL

Project Location:

Project Status:

Project Financials:

Account	LTD Actuals	FY22 Current Budget	FY23 Funding	FY24 Funding	FY25 Funding	FY26 Funding	Total Project Cost
560650 CONSTRUCTION IN PROGRES		200,000					200,000
FUTURE BUDGETS							
TOTAL:		200,000					200,000

CIP Project Detail

Project Number: 01907041 **Element:** 01 TRANSPORTATION **Budget Expended:** 24%
Project Title: E LAKE MARY BLVD FIBER UPGRADE **Start Date:** **End Date:**
District: **Director:** JEAN JREIJ, PW
Function: 54 TRANSPORTATION **Fund:** 11560 2014 INFRASTRUCTURE SALES TAX
Sales Tax Referendum: 3C TRAFFIC SIGNAL SIGN STRP **BU Type:** 20 CIP
Department: 07 PUBLIC WORKS DEPT **Program:** 07 TRAFFIC OPERATIONS

Project Scope:

THIS PROGRAM ENHANCES THE COUNTY’S ADVANCED TRAFFIC MANAGEMENT SYSTEM WHICH ALLOWS FOR REAL-TIME INFORMATION SHARING WITH OTHER JURISDICTIONS REGARDING TRAFFIC FLOW ON MAJOR ARTERIAL AND COLLECTOR ROADWAYS. FIBER OPTIC UPGRADE/ INCREASING CAPACITY OF THE

Project Location:

Project Status:

Project Financials:

Account	LTD Actuals	FY22 Current Budget	FY23 Funding	FY24 Funding	FY25 Funding	FY26 Funding	Total Project Cost
560650 CONSTRUCTION IN PROGRES	53,758	196,242					250,000
560690 ENGINEERING COSTS	8,987						8,987
FUTURE BUDGETS							
TOTAL:	62,745	196,242					258,987

CIP Project Detail

Project Number: 01907046 **Element:** 01 TRANSPORTATION **Budget Expended:** 61%
Project Title: FIBER NETWORK CORE ROUTERS **Start Date:** **End Date:**
District: **Director:** JEAN JREIJ, PW
Function: 54 TRANSPORTATION **Fund:** 11560 2014 INFRASTRUCTURE SALES TAX
Sales Tax Referendum: 3C TRAFFIC SIGNAL SIGN STRP **BU Type:** 20 CIP
Department: 07 PUBLIC WORKS DEPT **Program:** 07 TRAFFIC OPERATIONS

Project Scope:

THIS PROGRAM ENHANCES THE COUNTY’S ADVANCED TRAFFIC MANAGEMENT SYSTEM WHICH ALLOWS FOR REAL-TIME INFORMATION SHARING WITH OTHER JURISDICTIONS REGARDING TRAFFIC FLOW ON MAJOR ARTERIAL AND COLLECTOR ROADWAYS. FIBER NETWORK CORE ROUTERS

Project Location:

Project Status:

Project Financials:

Account	LTD Actuals	FY22 Current Budget	FY23 Funding	FY24 Funding	FY25 Funding	FY26 Funding	Total Project Cost
530 OPERATING EXPENDITURES	87,174	64,277					151,450
560646 CAPITAL SOFTWARE>\$4,999							
560650 CONSTRUCTION IN PROGRES	148,550						148,550
560690 ENGINEERING COSTS	24,023						24,023
FUTURE BUDGETS				100,000			100,000
TOTAL:	259,746	64,277		100,000			424,023

CIP Project Detail

Project Number: 01907047 **Element:** 01 TRANSPORTATION **Budget Expended:** 15%
Project Title: CONNECTED VEHICLE/ICM EQUIP **Start Date:** **End Date:**
District: **Director:** JEAN JREIJ, PW
Function: 54 TRANSPORTATION **Fund:** 11560 2014 INFRASTRUCTURE SALES TAX
Sales Tax Referendum: 3C TRAFFIC SIGNAL SIGN STRP **BU Type:** 20 CIP
Department: 07 PUBLIC WORKS DEPT **Program:** 07 TRAFFIC OPERATIONS

Project Scope:

THIS PROGRAM ENHANCES THE COUNTY’S ADVANCED TRAFFIC MANAGEMENT SYSTEM WHICH ALLOWS FOR REAL-TIME INFORMATION SHARING WITH OTHER JURISDICTIONS REGARDING TRAFFIC FLOW ON MAJOR ARTERIAL AND COLLECTOR ROADWAYS. PROVIDE NECESSARY FIELD HARDWARE FOR CONNECTED V

Project Location:

Project Status:

Project Financials:

Account	LTD Actuals	FY22 Current Budget	FY23 Funding	FY24 Funding	FY25 Funding	FY26 Funding	Total Project Cost
530 OPERATING EXPENDITURES	30,898						30,898
560650 CONSTRUCTION IN PROGRES	83,549	360,553					444,102
560690 ENGINEERING COSTS	18,958						18,958
FUTURE BUDGETS			100,000	100,000	100,000	100,000	400,000
TOTAL:	133,405	360,553	100,000	100,000	100,000	100,000	893,958

CIP Project Detail

Project Number: 01907048 **Element:** 01 TRANSPORTATION **Budget Expended:** 0%

Project Title: TRAFFIC VIDEO WALL UPGRADE **Start Date:** **End Date:**

District: **Director:** JEAN JREIJ, PW

Function: 54 TRANSPORTATION **Fund:** 11560 2014 INFRASTRUCTURE SALES TAX

Sales Tax Referendum: 3C TRAFFIC SIGNAL SIGN STRP **BU Type:** 20 CIP

Department: 07 PUBLIC WORKS DEPT **Program:** 07 CAPITAL PROJECTS DELIVERY

Project Scope:

THIS PROGRAM ENHANCES THE COUNTY’S ADVANCED TRAFFIC MANAGEMENT SYSTEM WHICH ALLOWS FOR REAL-TIME INFORMATION SHARING WITH OTHER JURISDICTIONS REGARDING TRAFFIC FLOW ON MAJOR ARTERIAL AND COLLECTOR ROADWAYS. UPGRADE OF TMC IN TRAFFIC ENGINEERING

Project Location:

Project Status:

Project Financials:

Account	LTD Actuals	FY22 Current Budget	FY23 Funding	FY24 Funding	FY25 Funding	FY26 Funding	Total Project Cost
560650 CONSTRUCTION IN PROGRES		100,000					100,000
FUTURE BUDGETS							
TOTAL:		100,000					100,000

CIP Project Detail

Project Number: 01907049 **Element:** 01 TRANSPORTATION **Budget Expended:** 67%
Project Title: VIDEO DECODING EQUIP-TRAF MGMT **Start Date:** **End Date:**
Disctrict: **Director:** JEAN JREIJ, PW
Function: 54 TRANSPORTATION **Fund:** 11560 2014 INFRASTRUCTURE SALES TAX
Sales Tax Referendum: 3C TRAFFIC SIGNAL SIGN STRP **BU Type:** 20 CIP
Department: 07 PUBLIC WORKS DEPT **Program:** 07 TRAFFIC OPERATIONS

Project Scope:

THIS PROGRAM ENHANCES THE COUNTY’S ADVANCED TRAFFIC MANAGEMENT SYSTEM WHICH ALLOWS FOR REAL-TIME INFORMATION SHARING WITH OTHER JURISDICTIONS REGARDING TRAFFIC FLOW ON MAJOR ARTERIAL AND COLLECTOR ROADWAYS. UPGRADE OF ATMS COMPUTER EQUIPMENT

Project Location:

Project Status:

Project Financials:

Account	LTD Actuals	FY22 Current Budget	FY23 Funding	FY24 Funding	FY25 Funding	FY26 Funding	Total Project Cost
530 OPERATING EXPENDITURES	243,453						243,453
560650 CONSTRUCTION IN PROGRES	50,296	56,251					106,547
560690 ENGINEERING COSTS	25,952						25,952
FUTURE BUDGETS			100,000				100,000
TOTAL:	319,701	56,251	100,000				475,952

CIP Project Detail

Project Number: 01907051 **Element:** 01 TRANSPORTATION **Budget Expended:** 8%

Project Title: RED BUG @ SR417 WS MAST ARM **Start Date:** **End Date:**

District: **Director:** JEAN JREIJ, PW

Function: 54 TRANSPORTATION **Fund:** 11560 2014 INFRASTRUCTURE SALES TAX

Sales Tax Referendum: 3C TRAFFIC SIGNAL SIGN STRP **BU Type:** 20 CIP

Department: 07 PUBLIC WORKS DEPT **Program:** 07 TRAFFIC OPERATIONS

Project Scope:

THE MAST ARM PROGRAM PROVIDES MAST ARM SIGNAL INSTALLATIONS FOR NEW SIGNALS AND CONVERSIONS OF WIRE SPAN SIGNALS , THESE UPGRADE WILL ADD ADDITIONAL FEATURES TO IMPROVE SAFETY AND INCREASE TRAFFIC FLOW IN SEMINOLE COUNTY. RED BUG @ SR417 WS MAST ARM

Project Location:

Project Status:

Project Financials:

Account	LTD Actuals	FY22 Current Budget	FY23 Funding	FY24 Funding	FY25 Funding	FY26 Funding	Total Project Cost
560650 CONSTRUCTION IN PROGRES	33,559	440,800					474,359
560690 ENGINEERING COSTS	4,474						4,474
FUTURE BUDGETS							
TOTAL:	38,033	440,800					478,833

CIP Project Detail

Project Number: 01907052 **Element:** 01 TRANSPORTATION **Budget Expended:** 86%
Project Title: RED BUG @ SR 417E MAST ARM **Start Date:** **End Date:**
District: **Director:** JEAN JREIJ, PW
Function: 54 TRANSPORTATION **Fund:** 11560 2014 INFRASTRUCTURE SALES TAX
Sales Tax Referendum: 3C TRAFFIC SIGNAL SIGN STRP **BU Type:** 20 CIP
Department: 07 PUBLIC WORKS DEPT **Program:** 07 TRAFFIC OPERATIONS

Project Scope:

THE MAST ARM PROGRAM PROVIDES MAST ARM SIGNAL INSTALLATIONS FOR NEW SIGNALS AND CONVERSIONS OF WIRE SPAN SIGNALS , THESE UPGRADE WILL ADD ADDITIONAL FEATURES TO IMPROVE SAFETY AND INCREASE TRAFFIC FLOW IN SEMINOLE COUNTY. MAST ARM IMPROVEMENTS

Project Location:

Project Status:

Project Financials:

Account	LTD Actuals	FY22 Current Budget	FY23 Funding	FY24 Funding	FY25 Funding	FY26 Funding	Total Project Cost
560650 CONSTRUCTION IN PROGRES	275,642	50,000					325,642
560690 ENGINEERING COSTS	43,664						43,664
FUTURE BUDGETS							
TOTAL:	319,306	50,000					369,306

CIP Project Detail

Project Number: 01907056 **Element:** 01 TRANSPORTATION **Budget Expended:** 11%
Project Title: SR436@PEARL CAUSEWAY MAST ARM **Start Date:** **End Date:**
District: **Director:** JEAN JREIJ, PW
Function: 54 TRANSPORTATION **Fund:** 11560 2014 INFRASTRUCTURE SALES TAX
Sales Tax Referendum: 3C TRAFFIC SIGNAL SIGN STRP **BU Type:** 20 CIP
Department: 07 PUBLIC WORKS DEPT **Program:** 07 CAPITAL PROJECTS DELIVERY

Project Scope:

THE MAST ARM PROGRAM PROVIDES MAST ARM SIGNAL INSTALLATIONS FOR NEW SIGNALS AND CONVERSIONS OF WIRE SPAN SIGNALS , THESE UPGRADE WILL ADD ADDITIONAL FEATURES TO IMPROVE SAFETY AND INCREASE TRAFFIC FLOW IN SEMINOLE COUNTY. THIS PROJECT WILL CONVERT A STRAN

Project Location:

Project Status:

Project Financials:

Account	LTD Actuals	FY22 Current Budget	FY23 Funding	FY24 Funding	FY25 Funding	FY26 Funding	Total Project Cost
560650 CONSTRUCTION IN PROGRES	38,668	361,332					400,000
560690 ENGINEERING COSTS	6,464						6,464
FUTURE BUDGETS							
TOTAL:	45,133	361,332					406,464

CIP Project Detail

Project Number: 01907060 **Element:** 01 TRANSPORTATION **Budget Expended:** 20%
Project Title: MAGNOLIA ST SIDEWALKS **Start Date:** **End Date:**
District: **Director:** JEAN JREIJ, PW
Function: 54 TRANSPORTATION **Fund:** 11560 2014 INFRASTRUCTURE SALES TAX
Sales Tax Referendum: 3C SIDEWALK / ADA IMPROVEMENTS **BU Type:** 20 CIP
Department: 07 PUBLIC WORKS DEPT **Program:** 07 CAPITAL PROJECTS DELIVERY

Project Scope:

THE SIDEWALK PROGRAM IS DESIGNED TO IMPROVE PEDESTRIAN SAFETY AND ENHANCE THE MULTI-MODAL CONNECTIONS TO NEIGHBORHOODS AND SCHOOLS AS WELL AS MIXED-USE CENTERS. THIS PROGRAM WILL ALSO PROVIDE AMERICAN WITH DISABILITIES ACT (ADA) IMPROVEMENTS TO SEMINOLE C

Project Location:

Project Status:

Project Financials:

Account	LTD Actuals	FY22 Current Budget	FY23 Funding	FY24 Funding	FY25 Funding	FY26 Funding	Total Project Cost
560650 CONSTRUCTION IN PROGRES		50,000					50,000
560652 CEI SERVICES		7,000					7,000
560680 CONSTRUCTION & DESIGN	12,000						12,000
560690 ENGINEERING COSTS	2,131						2,131
FUTURE BUDGETS							
TOTAL:	14,131	57,000					71,131

CIP Project Detail

Project Number: 01907062 **Element:** 01 TRANSPORTATION **Budget Expended:** 2%

Project Title: CITRUS & HIGHLAND ST SIDEWALKS **Start Date:** **End Date:**

District: **Director:** JEAN JREIJ, PW

Function: 54 TRANSPORTATION **Fund:** 11560 2014 INFRASTRUCTURE SALES TAX

Sales Tax Referendum: 3C SIDEWALK / ADA IMPROVEMENTS **BU Type:** 20 CIP

Department: 07 PUBLIC WORKS DEPT **Program:** 07 CAPITAL PROJECTS DELIVERY

Project Scope:

THE SIDEWALK PROGRAM IS DESIGNED TO IMPROVE PEDESTRIAN SAFETY AND ENHANCE THE MULTI-MODAL CONNECTIONS TO NEIGHBORHOODS AND SCHOOLS AS WELL AS MIXED-USE CENTERS. THIS PROGRAM WILL ALSO PROVIDE AMERICAN WITH DISABILITIES ACT (ADA) IMPROVEMENTS TO SEMINOLE C

Project Location:

Project Status:

Project Financials:

Account	LTD Actuals	FY22 Current Budget	FY23 Funding	FY24 Funding	FY25 Funding	FY26 Funding	Total Project Cost
560610 LAND	12,075						12,075
560650 CONSTRUCTION IN PROGRES		1,336,460					1,336,460
560652 CEI SERVICES		122,349					122,349
560680 CONSTRUCTION & DESIGN	17,165						17,165
560690 ENGINEERING COSTS	4,103						4,103
FUTURE BUDGETS							
TOTAL:	33,342	1,458,809					1,492,152

CIP Project Detail

Project Number: 01907084 **Element:** 01 TRANSPORTATION **Budget Expended:** 2%
Project Title: NORTH ST CORRIDOR IMP **Start Date:** **End Date:**
District: **Director:** JEAN JREIJ, PW
Function: 54 TRANSPORTATION **Fund:** 11560 2014 INFRASTRUCTURE SALES TAX
Sales Tax Referendum: 3B MAJOR PROJECTS **BU Type:** 20 CIP
Department: 07 PUBLIC WORKS DEPT **Program:** 07 CAPITAL PROJECTS DELIVERY

Project Scope:

THIS PROJECT WILL PROVIDE PEDESTRIAN AND VEHICULAR SAFETY IMPROVMENTS IN THE NORTH ST/ROLLING HILLS AREA FOR A TOTAL 6 PROJECTS UNDER THIS PROJECT 1-RAYMOND AVE -FROM NORTH ST TO SR 434 / PROJECT 2 - NORTH ST-FROM RAYMOND AVE TO PALM SPRINGS /PROJECT 3-PA

Project Location:

Project Status:

Project Financials:

Account	LTD Actuals	FY22 Current Budget	FY23 Funding	FY24 Funding	FY25 Funding	FY26 Funding	Total Project Cost
560650 CONSTRUCTION IN PROGRES	27,327	10,067,304					10,094,631
560652 CEI SERVICES		600,000					600,000
560680 CONSTRUCTION & DESIGN	255,369						255,369
560690 ENGINEERING COSTS	37,260						37,260
FUTURE BUDGETS			2,615,000	7,100,020			9,715,020
TOTAL:	319,956	10,667,304	2,615,000	7,100,020			20,702,280

CIP Project Detail

Project Number: 01907086 **Element:** 01 TRANSPORTATION **Budget Expended:** 19%
Project Title: FIBER OPTIC PULL BOX **Start Date:** **End Date:**
District: **Director:** JEAN JREIJ, PW
Function: 54 TRANSPORTATION **Fund:** 11560 2014 INFRASTRUCTURE SALES TAX
Sales Tax Referendum: 3C TRAFFIC SIGNAL SIGN STRP **BU Type:** 20 CIP
Department: 07 PUBLIC WORKS DEPT **Program:** 07 TRAFFIC OPERATIONS

Project Scope:

THIS PROGRAM ENHANCES THE COUNTY’S ADVANCED TRAFFIC MANAGEMENT SYSTEM WHICH ALLOWS FOR REAL-TIME INFORMATION SHARING WITH OTHER JURISDICTIONS REGARDING TRAFFIC FLOW ON MAJOR ARTERIAL AND COLLECTOR ROADWAYS. FIBER OPTIC UPGRADE/ INCREASING CAPACITY OF THE

Project Location:

Project Status:

Project Financials:

Account	LTD Actuals	FY22 Current Budget	FY23 Funding	FY24 Funding	FY25 Funding	FY26 Funding	Total Project Cost
560650 CONSTRUCTION IN PROGRES	221,851	378,149					600,000
560690 ENGINEERING COSTS	33,240						33,240
FUTURE BUDGETS			200,000	100,000	200,000	200,000	700,000
TOTAL:	255,092	378,149	200,000	100,000	200,000	200,000	1,333,240

CIP Project Detail

Project Number: 02001728 **Element:** 01 TRANSPORTATION **Budget Expended:** 59%

Project Title: SAND LK TO E BRANTLY TURN LANE **Start Date:** **End Date:**

District: **Director:** JEAN JREIJ, PW

Function: 54 TRANSPORTATION **Fund:** 12603 WEST COLLECT IMPACT FEE (EXP)

Sales Tax Referendum: 1ST GEN REFERENDUM PROJECTS **BU Type:** 20 CIP

Department: 07 PUBLIC WORKS DEPT **Program:** 07 CAPITAL PROJECTS DELIVERY

Project Scope:

SAND LAKE RD AT E BRANTLY RD

Project Location:

Project Status:

Project Financials:

Account	LTD Actuals	FY22 Current Budget	FY23 Funding	FY24 Funding	FY25 Funding	FY26 Funding	Total Project Cost
560610 LAND	16,166						16,166
560650 CONSTRUCTION IN PROGRES		32,883					32,883
560652 CEI SERVICES		36,000					36,000
560680 CONSTRUCTION & DESIGN	84,951						84,951
560690 ENGINEERING COSTS							
FUTURE BUDGETS							
TOTAL:	101,117	68,883					170,000

CIP Project Detail

Project Number: 02007009 **Element:** 01 TRANSPORTATION **Budget Expended:** 76%
Project Title: SR436 @ ORANGE AVE MAST ARM **Start Date:** **End Date:**
District: **Director:** JEAN JREIJ, PW
Function: 54 TRANSPORTATION **Fund:** 11560 2014 INFRASTRUCTURE SALES TAX
Sales Tax Referendum: 3C TRAFFIC SIGNAL SIGN STRP **BU Type:** 20 CIP
Department: 07 PUBLIC WORKS DEPT **Program:** 07 TRAFFIC OPERATIONS

Project Scope:

THE MAST ARM PROGRAM PROVIDES MAST ARM SIGNAL INSTALLATIONS FOR NEW SIGNALS AND CONVERSIONS OF WIRE SPAN SIGNALS , THESE UPGRADE WILL ADD ADDITIONAL FEATURES TO IMPROVE SAFETY AND INCREASE TRAFFIC FLOW IN SEMINOLE COUNTY. SR436 @ ORANGE AVE MAST ARM SR436

Project Location:

Project Status:

Project Financials:

Account	LTD Actuals	FY22 Current Budget	FY23 Funding	FY24 Funding	FY25 Funding	FY26 Funding	Total Project Cost
560650 CONSTRUCTION IN PROGRES	294,074	105,926					400,000
560690 ENGINEERING COSTS	45,584						45,584
FUTURE BUDGETS							
TOTAL:	339,658	105,926					445,584

CIP Project Detail

Project Number: 02007013 **Element:** 01 TRANSPORTATION **Budget Expended:** 5%
Project Title: PWR CORR TRL SR434-SHEPARD RD **Start Date:** **End Date:**
District: **Director:** JEAN JREIJ, PW
Function: 54 TRANSPORTATION **Fund:** 11560 2014 INFRASTRUCTURE SALES TAX
Sales Tax Referendum: 3C TRAILS **BU Type:** 20 CIP
Department: 07 PUBLIC WORKS DEPT **Program:** 07 CAPITAL PROJECTS DELIVERY

Project Scope:

THE TRAILS PROGRAM CONSTRUCTS NEW TRAILS, TRAIL CONNECTIONS AND OTHER TRAIL IMPROVEMENTS THAT ARE PART OF SEMINOLE COUNTY'S TRAILS NETWORK, ENSURING SAFE PEDESTRIAN AND BICYCLE ACCESS/CONNECTION TO PARK SITES, NATURAL LANDS, SCHOOLS AND MIXED-USE CENTERS

Project Location:

Project Status:

Project Financials:

Account	LTD Actuals	FY22 Current Budget	FY23 Funding	FY24 Funding	FY25 Funding	FY26 Funding	Total Project Cost
560650 CONSTRUCTION IN PROGRES		1,020,582					1,020,582
560652 CEI SERVICES		115,836					115,836
560680 CONSTRUCTION & DESIGN	66,895	257,633					324,528
560690 ENGINEERING COSTS	8,919						8,919
FUTURE BUDGETS							
TOTAL:	75,814	1,394,051					1,469,865

CIP Project Detail

Project Number: 02007015 **Element:** 01 TRANSPORTATION **Budget Expended:** 13%
Project Title: PED AND BIKE OVERPASSES **Start Date:** **End Date:**
District: **Director:** JEAN JREIJ, PW
Function: 54 TRANSPORTATION **Fund:** 11560 2014 INFRASTRUCTURE SALES TAX
Sales Tax Referendum: 3B MAJOR PROJECTS **BU Type:** 20 CIP
Department: 07 PUBLIC WORKS DEPT **Program:** 07 CAPITAL PROJECTS DELIVERY

Project Scope:
 THIS PROJECT WILL PROVIDE GRADE SEPARATED CROSSING OF MAJOR ROADWAY CORRIDORS (SR 436, SR 434) TO FACILITATE IMPROVED SEMINOLE WEKIVA TRAIL EXPERIENCE.

Project Location:

Project Status:

Project Financials:

Account	LTD Actuals	FY22 Current Budget	FY23 Funding	FY24 Funding	FY25 Funding	FY26 Funding	Total Project Cost
530 OPERATING EXPENDITURES		1,327,697					1,327,697
560680 CONSTRUCTION & DESIGN	187,851						187,851
560690 ENGINEERING COSTS	15,691						15,691
FUTURE BUDGETS							
TOTAL:	203,542	1,327,697					1,531,239

CIP Project Detail

Project Number: 02007020 **Element:** 01 TRANSPORTATION **Budget Expended:** 4%

Project Title: ROLLING HILLS MULTIPURPOSE TRL **Start Date:** **End Date:**

Disctrict: **Director:** JEAN JREIJ, PW

Function: 54 TRANSPORTATION **Fund:** 11560 2014 INFRASTRUCTURE SALES TAX

Sales Tax Referendum: 3B MAJOR PROJECTS **BU Type:** 20 CIP

Department: 07 PUBLIC WORKS DEPT **Program:** 07 CAPITAL PROJECTS DELIVERY

Project Scope:

THIS PROJECT WILL CREATE A NEW 4 MILE LOOP TRAIL AND CONNECTION TO THE SEMINOLE WEKIVA TRAIL RIGHT OF WAY HAS ALREADY BEEN ACQUIRED.- FROM FORMER ROLLINGS HILLS GOLF COURSE TO

Project Location:

Project Status:

Project Financials:

Account	LTD Actuals	FY22 Current Budget	FY23 Funding	FY24 Funding	FY25 Funding	FY26 Funding	Total Project Cost
560650 CONSTRUCTION IN PROGRES		3,867,120					3,867,120
560680 CONSTRUCTION & DESIGN	132,880						132,880
560690 ENGINEERING COSTS	11,598						11,598
FUTURE BUDGETS							
TOTAL:	144,478	3,867,120					4,011,598

CIP Project Detail

Project Number: 02007022 **Element:** 01 TRANSPORTATION **Budget Expended:** 0%
Project Title: MARKHAM TRAILHEAD-BIKE AREA **Start Date:** **End Date:**
District: **Director:** JEAN JREIJ, PW
Function: 54 TRANSPORTATION **Fund:** 11560 2014 INFRASTRUCTURE SALES TAX
Sales Tax Referendum: 3C TRAILS **BU Type:** 20 CIP
Department: 07 PUBLIC WORKS DEPT **Program:** 07 CAPITAL PROJECTS DELIVERY

Project Scope:

THE TRAILS PROGRAM CONSTRUCTS NEW TRAILS, TRAIL CONNECTIONS AND OTHER TRAIL IMPROVEMENTS THAT ARE PART OF SEMINOLE COUNTY'S TRAILS NETWORK, ENSURING SAFE PEDESTRIAN AND BICYCLE ACCESS/CONNECTION TO PARK SITES, NATURAL LANDS, SCHOOLS AND MIXED-USE CENTERS

Project Location:

Project Status:

Project Financials:

Account	LTD Actuals	FY22 Current Budget	FY23 Funding	FY24 Funding	FY25 Funding	FY26 Funding	Total Project Cost
560650 CONSTRUCTION IN PROGRES		130,000					130,000
FUTURE BUDGETS							
TOTAL:		130,000					130,000

CIP Project Detail

Project Number: 02007027 **Element:** 01 TRANSPORTATION **Budget Expended:** 9%

Project Title: WEKIVA SPRINGS RD - INT IMPS **Start Date:** **End Date:**

District: **Director:** JEAN JREIJ, PW

Function: 54 TRANSPORTATION **Fund:** 11560 2014 INFRASTRUCTURE SALES TAX

Sales Tax Referendum: 3C MINOR ROADWAY & SAFETY **BU Type:** 20 CIP

Department: 07 PUBLIC WORKS DEPT **Program:** 07 CAPITAL PROJECTS DELIVERY

Project Scope:

CONVERT THE WB RIGHT TURN LANE TO A WB THROUGH LANE, FROM EAST OF SABAL PALM DRIVE TO JUST WEST OF FOX VALLEY DRIVE,; ADD A SECOND EB THROUGH LANE FROM S. SWEETWATER BOULEVARD TO JUST EAST OF FOX VALLEY DRIVE. PROJECT CAME ABOUT PER A SAFETY STUDY PREVIOUS

Project Location:

Project Status:

Project Financials:

Account	LTD Actuals	FY22 Current Budget	FY23 Funding	FY24 Funding	FY25 Funding	FY26 Funding	Total Project Cost
560650 CONSTRUCTION IN PROGRES		1,650,000					1,650,000
560652 CEI SERVICES		165,000					165,000
560680 CONSTRUCTION & DESIGN	171,159	128,841					300,000
560690 ENGINEERING COSTS	23,155						23,155
FUTURE BUDGETS							
TOTAL:	194,314	1,943,841					2,138,155

CIP Project Detail

Project Number: 02007094 **Element:** 01 TRANSPORTATION **Budget Expended:** 0%
Project Title: DIRT ROAD PAVING PROGRAM **Start Date:** **End Date:**
District: **Director:** JEAN JREIJ, PW
Function: 54 TRANSPORTATION **Fund:** 11560 2014 INFRASTRUCTURE SALES TAX
Sales Tax Referendum: 3C ROADWAY RESURFACING **BU Type:** 20 CIP
Department: 07 PUBLIC WORKS DEPT **Program:** 07 CAPITAL PROJECTS DELIVERY

Project Scope:

THE PAVEMENT MANAGEMENT PROGRAM SETS PRIORITY BASED ON THE PAVEMENT CONDITION INDEX (PCI). BASED ON PCI SCORE THIS PROGRAM PROVIDES AN ASPHALT OVERLAY, FULL DEPTH RECLAMATION, AND VARIOUS METHODS OF ASPHALT SURFACE REFURBISHMENT THAT ARE APPLIED TO SEMINO

Project Location:

Project Status:

Project Financials:

Account	LTD Actuals	FY22 Current Budget	FY23 Funding	FY24 Funding	FY25 Funding	FY26 Funding	Total Project Cost
560650 CONSTRUCTION IN PROGRES	20,595	979,405					1,000,000
560690 ENGINEERING COSTS	3,440						3,440
FUTURE BUDGETS			1,000,000	1,000,000	1,000,000	1,000,000	4,000,000
TOTAL:	24,034	979,405	1,000,000	1,000,000	1,000,000	1,000,000	5,003,440

CIP Project Detail

Project Number: 02007099 **Element:** 01 TRANSPORTATION **Budget Expended:** 13%
Project Title: LK EMMA/LONGWOOD HILLS STUDY **Start Date:** **End Date:**
District: **Director:** JEAN JREIJ, PW
Function: 54 TRANSPORTATION **Fund:** 11560 2014 INFRASTRUCTURE SALES TAX
Sales Tax Referendum: 3C STORMWATER & WATER QUALITY **BU Type:** 20 CIP
Department: 07 PUBLIC WORKS DEPT **Program:** 07 CAPITAL PROJECTS DELIVERY
Project Scope:
LK EMMA/LONGWOOD HILLS STUDY LK EMMA/LONGWOOD HILLS STUDY

Project Location:

Project Status:

Project Financials:

Account	LTD Actuals	FY22 Current Budget	FY23 Funding	FY24 Funding	FY25 Funding	FY26 Funding	Total Project Cost
530 OPERATING EXPENDITURES		5,000					5,000
560650 CONSTRUCTION IN PROGRES		263,652					263,652
560680 CONSTRUCTION & DESIGN	34,863	13,113					47,976
560690 ENGINEERING COSTS	5,824						5,824
FUTURE BUDGETS							
TOTAL:	40,687	281,765					322,452

CIP Project Detail

Project Number: 02007107 **Element:** 01 TRANSPORTATION **Budget Expended:** 0%

Project Title: PEDESTRIAN/TRAIL BRIDGES REHAB **Start Date:** **End Date:**

Disctrict: **Director:** JEAN JREIJ, PW

Function: 54 TRANSPORTATION **Fund:** 11560 2014 INFRASTRUCTURE SALES TAX

Sales Tax Referendum: 3C BRIDGE REPLACEMT / REHAB **BU Type:** 20 CIP

Department: 07 PUBLIC WORKS DEPT **Program:** 07 CAPITAL PROJECTS DELIVERY

Project Scope:

THE BRIDGE PROGRAM IS DESIGNED TO PERFORM REPAIRS AND REPLACE BRIDGES IN SEMINOLE COUNTY AS NEEDED BASED ON BRIDGE INSPECTION REPORTS FOR BOTH PEDESTRIAN AND VEHICULAR BRIDGES.
PEDESTRIAN/TRAIL BRIDGES REHAB

Project Location:

Project Status:

Project Financials:

Account	LTD Actuals	FY22 Current Budget	FY23 Funding	FY24 Funding	FY25 Funding	FY26 Funding	Total Project Cost
560650 CONSTRUCTION IN PROGRES		100,000					100,000
FUTURE BUDGETS							
TOTAL:		100,000					100,000

CIP Project Detail

Project Number: 02007159 **Element:** 01 TRANSPORTATION **Budget Expended:** 20%
Project Title: E.LAKE MARY BVD @ SKY MAST ARM **Start Date:** **End Date:**
District: **Director:** JEAN JREIJ, PW
Function: 54 TRANSPORTATION **Fund:** 11560 2014 INFRASTRUCTURE SALES TAX
Sales Tax Referendum: 3C TRAFFIC SIGNAL SIGN STRP **BU Type:** 20 CIP
Department: 07 PUBLIC WORKS DEPT **Program:** 07 TRAFFIC OPERATIONS

Project Scope:

THE MAST ARM PROGRAM PROVIDES MAST ARM SIGNAL INSTALLATIONS FOR NEW SIGNALS AND CONVERSIONS OF WIRE SPAN SIGNALS , THESE UPGRADE WILL ADD ADDITIONAL FEATURES TO IMPROVE SAFETY AND INCREASE TRAFFIC FLOW IN SEMINOLE COUNTY. THE EAST LAKE MARY BLVD @ SKYWAY

Project Location:

Project Status:

Project Financials:

Account	LTD Actuals	FY22 Current Budget	FY23 Funding	FY24 Funding	FY25 Funding	FY26 Funding	Total Project Cost
560650 CONSTRUCTION IN PROGRES	39,150	325,850					365,000
560680 CONSTRUCTION & DESIGN	34,629	371					35,000
560690 ENGINEERING COSTS	10,103						10,103
FUTURE BUDGETS							
TOTAL:	83,882	326,222					410,103

CIP Project Detail

Project Number: 02007160 **Element:** 01 TRANSPORTATION **Budget Expended:** 90%
Project Title: CROSS SEM TRL MISSING LINK 419 **Start Date:** **End Date:**
District: **Director:** JEAN JREIJ, PW
Function: 54 TRANSPORTATION **Fund:** 11560 2014 INFRASTRUCTURE SALES TAX
Sales Tax Referendum: 3C TRAILS **BU Type:** 20 CIP
Department: 07 PUBLIC WORKS DEPT **Program:** 07 CAPITAL PROJECTS DELIVERY

Project Scope:

THE TRAILS PROGRAM CONSTRUCTS NEW TRAILS, TRAIL CONNECTIONS AND OTHER TRAIL IMPROVEMENTS THAT ARE PART OF SEMINOLE COUNTY'S TRAILS NETWORK, ENSURING SAFE PEDESTRIAN AND BICYCLE ACCESS/CONNECTION TO PARK SITES, NATURAL LANDS, SCHOOLS AND MIXED-USE CENTERS

Project Location:

Project Status:

Project Financials:

Account	LTD Actuals	FY22 Current Budget	FY23 Funding	FY24 Funding	FY25 Funding	FY26 Funding	Total Project Cost
560650 CONSTRUCTION IN PROGRES	109,934						109,934
560652 CEI SERVICES	194,897						194,897
560680 CONSTRUCTION & DESIGN		40,169					40,169
560690 ENGINEERING COSTS	41,373						41,373
FUTURE BUDGETS							
TOTAL:	346,204	40,169					386,373

CIP Project Detail

Project Number: 02107059 **Element:** 01 TRANSPORTATION **Budget Expended:** 0%

Project Title: RED CLEVELAND BLVD RESURFACING **Start Date:** **End Date:**

Disctrict: **Director:** JEAN JREIJ, PW

Function: 54 TRANSPORTATION **Fund:** 11560 2014 INFRASTRUCTURE SALES TAX

Sales Tax Referendum: 3C ROADWAY RESURFACING **BU Type:** 20 CIP

Department: 07 PUBLIC WORKS DEPT **Program:** 07 CAPITAL PROJECTS DELIVERY

Project Scope:

THE PAVEMENT MANAGEMENT PROGRAM SETS PRIORITY BASED ON THE PAVEMENT CONDITION INDEX (PCI). BASED ON PCI SCORE THIS PROGRAM PROVIDES AN ASPHALT OVERLAY, FULL DEPTH RECLAMATION, AND VARIOUS METHODS OF ASPHALT SURFACE REFURBISHMENT THAT ARE APPLIED TO SEMINO

Project Location:

Project Status:

Project Financials:

Account	LTD Actuals	FY22 Current Budget	FY23 Funding	FY24 Funding	FY25 Funding	FY26 Funding	Total Project Cost
560650 CONSTRUCTION IN PROGRES		540,000					540,000
FUTURE BUDGETS							
TOTAL:		540,000					540,000

CIP Project Detail

Project Number: 02107062 **Element:** 01 TRANSPORTATION **Budget Expended:** 4%

Project Title: HARMONY HOMES SUBDIV SIDEWALKS **Start Date:** **End Date:**

District: **Director:** JEAN JREIJ, PW

Function: 54 TRANSPORTATION **Fund:** 11560 2014 INFRASTRUCTURE SALES TAX

Sales Tax Referendum: 3C SIDEWALK / ADA IMPROVEMENTS **BU Type:** 20 CIP

Department: 07 PUBLIC WORKS DEPT **Program:** 07 CAPITAL PROJECTS DELIVERY

Project Scope:

THE SIDEWALK PROGRAM IS DESIGNED TO IMPROVE PEDESTRIAN SAFETY AND ENHANCE THE MULTI-MODAL CONNECTIONS TO NEIGHBORHOODS AND SCHOOLS AS WELL AS MIXED-USE CENTERS. THIS PROGRAM WILL ALSO PROVIDE AMERICAN WITH DISABILITIES ACT (ADA) IMPROVEMENTS TO SEMINOLE C

Project Location:

Project Status:

Project Financials:

Account	LTD Actuals	FY22 Current Budget	FY23 Funding	FY24 Funding	FY25 Funding	FY26 Funding	Total Project Cost
560610 LAND		5,000					5,000
560650 CONSTRUCTION IN PROGRES		335,000					335,000
560652 CEI SERVICES		62,000					62,000
560680 CONSTRUCTION & DESIGN	14,714	20,286					35,000
560690 ENGINEERING COSTS	2,460						2,460
FUTURE BUDGETS							
TOTAL:	17,174	422,286					439,460

CIP Project Detail

Project Number: 02107063 **Element:** 01 TRANSPORTATION **Budget Expended:** 7%
Project Title: FOREST LAKE DR SIDEWALK **Start Date:** **End Date:**
District: **Director:** JEAN JREIJ, PW
Function: 54 TRANSPORTATION **Fund:** 11560 2014 INFRASTRUCTURE SALES TAX
Sales Tax Referendum: 3C SIDEWALK / ADA IMPROVEMENTS **BU Type:** 20 CIP
Department: 07 PUBLIC WORKS DEPT **Program:** 07 CAPITAL PROJECTS DELIVERY

Project Scope:

THE SIDEWALK PROGRAM IS DESIGNED TO IMPROVE PEDESTRIAN SAFETY AND ENHANCE THE MULTI-MODAL CONNECTIONS TO NEIGHBORHOODS AND SCHOOLS AS WELL AS MIXED-USE CENTERS. THIS PROGRAM WILL ALSO PROVIDE AMERICAN WITH DISABILITIES ACT (ADA) IMPROVEMENTS TO SEMINOLE C

Project Location:

Project Status:

Project Financials:

Account	LTD Actuals	FY22 Current Budget	FY23 Funding	FY24 Funding	FY25 Funding	FY26 Funding	Total Project Cost
560610 LAND		15,000					15,000
560650 CONSTRUCTION IN PROGRES		170,000					170,000
560652 CEI SERVICES		32,000					32,000
560680 CONSTRUCTION & DESIGN	13,400	4,600					18,000
560690 ENGINEERING COSTS	2,240						2,240
FUTURE BUDGETS							
TOTAL:	15,640	221,600					237,240

CIP Project Detail

Project Number: 02107066 **Element:** 01 TRANSPORTATION **Budget Expended:** 0%

Project Title: LK MRY BL-SUN DR INTERSECTION **Start Date:** **End Date:**

District: **Director:** JEAN JREIJ, PW

Function: 54 TRANSPORTATION **Fund:** 11560 2014 INFRASTRUCTURE SALES TAX

Sales Tax Referendum: 3C MINOR ROADWAY & SAFETY **BU Type:** 20 CIP

Department: 07 PUBLIC WORKS DEPT **Program:** 07 CAPITAL PROJECTS DELIVERY

Project Scope:

THIS PROJECT WILL DESIGN AND CONSTRUCT EXTENSION OF EASTBOUND AND WESTBOUND EXISTING TURN LANES AT SUN DR AND WESTBOUND LEFT TURN LANE AT LAKE MARY CENTER

Project Location:

Project Status:

Project Financials:

Account	LTD Actuals	FY22 Current Budget	FY23 Funding	FY24 Funding	FY25 Funding	FY26 Funding	Total Project Cost
560650 CONSTRUCTION IN PROGRES		385,000					385,000
560652 CEI SERVICES		65,500					65,500
560680 CONSTRUCTION & DESIGN	100	19,150					19,250
560690 ENGINEERING COSTS	17						17
FUTURE BUDGETS							
TOTAL:	117	469,650					469,767

CIP Project Detail

Project Number: 02107067 **Element:** 01 TRANSPORTATION **Budget Expended:** 0%

Project Title: SR46 FIBER-SANFORD AVE-MELLONV **Start Date:** **End Date:**

Disctrict: **Director:** JEAN JREIJ, PW

Function: 54 TRANSPORTATION **Fund:** 11560 2014 INFRASTRUCTURE SALES TAX

Sales Tax Referendum: 3C TRAFFIC SIGNAL SIGN STRP **BU Type:** 20 CIP

Department: 07 PUBLIC WORKS DEPT **Program:** 07 TRAFFIC OPERATIONS

Project Scope:
FIBER UPGRADES ALONG SR 46 FROM SANFORD AVE TO MELLONVILLE AVE

Project Location:

Project Status:

Project Financials:

Account	LTD Actuals	FY22 Current Budget	FY23 Funding	FY24 Funding	FY25 Funding	FY26 Funding	Total Project Cost
560650 CONSTRUCTION IN PROGRES		200,000					200,000
FUTURE BUDGETS							
TOTAL:		200,000					200,000

CIP Project Detail

Project Number: 02107075 **Element:** 01 TRANSPORTATION **Budget Expended:** 3%

Project Title: HOWARD BLVD SIDEWALK **Start Date:** **End Date:**

District: **Director:** JEAN JREIJ, PW

Function: 54 TRANSPORTATION **Fund:** 11560 2014 INFRASTRUCTURE SALES TAX

Sales Tax Referendum: 3C SIDEWALK / ADA IMPROVEMENTS **BU Type:** 20 CIP

Department: 07 PUBLIC WORKS DEPT **Program:** 07 CAPITAL PROJECTS DELIVERY

Project Scope:

THE SIDEWALK PROGRAM IS DESIGNED TO IMPROVE PEDESTRIAN SAFETY AND ENHANCE THE MULTI-MODAL CONNECTIONS TO NEIGHBORHOODS AND SCHOOLS AS WELL AS MIXED-USE CENTERS. THIS PROGRAM WILL ALSO PROVIDE AMERICAN WITH DISABILITIES ACT (ADA) IMPROVEMENTS TO SEMINOLE C

Project Location:

Project Status:

Project Financials:

Account	LTD Actuals	FY22 Current Budget	FY23 Funding	FY24 Funding	FY25 Funding	FY26 Funding	Total Project Cost
560610 LAND		1,500					1,500
560650 CONSTRUCTION IN PROGRES		266,000					266,000
560652 CEI SERVICES		48,000					48,000
560680 CONSTRUCTION & DESIGN	10,025	57,975					68,000
560690 ENGINEERING COSTS	1,676						1,676
FUTURE BUDGETS							
TOTAL:	11,701	373,475					385,176

CIP Project Detail

Project Number: 02107077 **Element:** 01 TRANSPORTATION **Budget Expended:** 2%
Project Title: NARCISSUS AVE ROADWAY IMPROV **Start Date:** **End Date:**
District: **Director:** JEAN JREIJ, PW
Function: 54 TRANSPORTATION **Fund:** 11560 2014 INFRASTRUCTURE SALES TAX
Sales Tax Referendum: 3C MINOR ROADWAY & SAFETY **BU Type:** 20 CIP
Department: 07 PUBLIC WORKS DEPT **Program:** 07 CAPITAL PROJECTS DELIVERY

Project Scope:

To design and construct approximately 1300LF of new urban/rural 2-lane undivided roadway along Narcissus Avenue from Monroe Road to 500ft west of N. White Cedar Road.- FROM MONROE RD TO 500' W. OF N WHITE CEDAR RD

Project Location:

Project Status:

Project Financials:

Account	LTD Actuals	FY22 Current Budget	FY23 Funding	FY24 Funding	FY25 Funding	FY26 Funding	Total Project Cost
560650 CONSTRUCTION IN PROGRES		1,970,588					1,970,588
560652 CEI SERVICES		295,588					295,588
560680 CONSTRUCTION & DESIGN	62,076	233,512					295,588
560690 ENGINEERING COSTS	305						305
FUTURE BUDGETS							
TOTAL:	62,382	2,499,688					2,562,069

CIP Project Detail

Project Number: 02107078 **Element:** 01 TRANSPORTATION **Budget Expended:** 2%
Project Title: S. SANFORD AVE INTERMODAL **Start Date:** **End Date:**
District: **Director:** JEAN JREIJ, PW
Function: 54 TRANSPORTATION **Fund:** 11560 2014 INFRASTRUCTURE SALES TAX
Sales Tax Referendum: 3C MINOR ROADWAY & SAFETY **BU Type:** 20 CIP
Department: 07 PUBLIC WORKS DEPT **Program:** 07 CAPITAL PROJECTS DELIVERY
Project Scope:
 S. SANFORD AVE INTERMODAL S. SANFORD AVE INTERMODAL

Project Location:

Project Status:

Project Financials:

Account	LTD Actuals	FY22 Current Budget	FY23 Funding	FY24 Funding	FY25 Funding	FY26 Funding	Total Project Cost
530 OPERATING EXPENDITURES	34,686						34,686
560650 CONSTRUCTION IN PROGRES		1,965,314					1,965,314
FUTURE BUDGETS							
TOTAL:	34,686	1,965,314					2,000,000

CIP Project Detail

Project Number: 02107079 **Element:** 01 TRANSPORTATION **Budget Expended:** 4%
Project Title: CR 419 AT SNOWHILL INTERSCETIO **Start Date:** **End Date:**
Disctrict: **Director:** JEAN JREIJ, PW
Function: 54 TRANSPORTATION **Fund:** 11560 2014 INFRASTRUCTURE SALES TAX
Sales Tax Referendum: 3C SIDEWALK / ADA IMPROVEMENTS **BU Type:** 20 CIP
Department: 07 PUBLIC WORKS DEPT **Program:** 07 CAPITAL PROJECTS DELIVERY

Project Scope:

THE SIDEWALK PROGRAM IS DESIGNED TO IMPROVE PEDESTRIAN SAFETY AND ENHANCE THE MULTI-MODAL CONNECTIONS TO NEIGHBORHOODS AND SCHOOLS AS WELL AS MIXED-USE CENTERS. THIS PROGRAM WILL ALSO PROVIDE AMERICAN WITH DISABILITIES ACT (ADA) IMPROVEMENTS TO SEMINOLE C

Project Location:

Project Status:

Project Financials:

Account	LTD Actuals	FY22 Current Budget	FY23 Funding	FY24 Funding	FY25 Funding	FY26 Funding	Total Project Cost
560650 CONSTRUCTION IN PROGRES		420,000					420,000
560652 CEI SERVICES		35,000					35,000
560680 CONSTRUCTION & DESIGN	21,384	113,616					135,000
560690 ENGINEERING COSTS	3,575						3,575
FUTURE BUDGETS							
TOTAL:	24,958	568,616					593,575

CIP Project Detail

Project Number: 02107081 **Element:** 01 TRANSPORTATION **Budget Expended:** 0%

Project Title: CR427@ E LAKE MARY RD SIGNAL **Start Date:** **End Date:**

District: **Director:** JEAN JREIJ, PW

Function: 54 TRANSPORTATION **Fund:** 11560 2014 INFRASTRUCTURE SALES TAX

Sales Tax Referendum: 3C TRAFFIC SIGNAL SIGN STRP **BU Type:** 20 CIP

Department: 07 PUBLIC WORKS DEPT **Program:** 07 CAPITAL PROJECTS DELIVERY

Project Scope:

THE MAST ARM PROGRAM PROVIDES MAST ARM SIGNAL INSTALLATIONS FOR NEW SIGNALS AND CONVERSIONS OF WIRE SPAN SIGNALS , THESE UPGRADE WILL ADD ADDITIONAL FEATURES TO IMPROVE SAFETY AND INCREASE TRAFFIC FLOW IN SEMINOLE COUNTY. This project will construct Mast

Project Location:

Project Status:

Project Financials:

Account	LTD Actuals	FY22 Current Budget	FY23 Funding	FY24 Funding	FY25 Funding	FY26 Funding	Total Project Cost
560650 CONSTRUCTION IN PROGRES		400,000					400,000
FUTURE BUDGETS							
TOTAL:		400,000					400,000

CIP Project Detail

Project Number: 02107082 **Element:** 01 TRANSPORTATION **Budget Expended:** 0%
Project Title: SR 434 @ SAND LAKE RD SIGNAL **Start Date:** **End Date:**
District: **Director:** JEAN JREIJ, PW
Function: 54 TRANSPORTATION **Fund:** 11560 2014 INFRASTRUCTURE SALES TAX
Sales Tax Referendum: 3C TRAFFIC SIGNAL SIGN STRP **BU Type:** 20 CIP
Department: 07 PUBLIC WORKS DEPT **Program:** 07 CAPITAL PROJECTS DELIVERY

Project Scope:

THE MAST ARM PROGRAM PROVIDES MAST ARM SIGNAL INSTALLATIONS FOR NEW SIGNALS AND CONVERSIONS OF WIRE SPAN SIGNALS , THESE UPGRADE WILL ADD ADDITIONAL FEATURES TO IMPROVE SAFETY AND INCREASE TRAFFIC FLOW IN SEMINOLE COUNTY. This project, to construct a new

Project Location:

Project Status:

Project Financials:

Account	LTD Actuals	FY22 Current Budget	FY23 Funding	FY24 Funding	FY25 Funding	FY26 Funding	Total Project Cost
560650 CONSTRUCTION IN PROGRES		400,000					400,000
FUTURE BUDGETS							
TOTAL:		400,000					400,000

CIP Project Detail

Project Number: 02107094 **Element:** 01 TRANSPORTATION **Budget Expended:** 12%
Project Title: OXFORD RD SIDEWALK **Start Date:** **End Date:**
District: **Director:** JEAN JREIJ, PW
Function: 54 TRANSPORTATION **Fund:** 11560 2014 INFRASTRUCTURE SALES TAX
Sales Tax Referendum: 3C SIDEWALK / ADA IMPROVEMENTS **BU Type:** 20 CIP
Department: 07 PUBLIC WORKS DEPT **Program:** 07 CAPITAL PROJECTS DELIVERY

Project Scope:

THE SIDEWALK PROGRAM IS DESIGNED TO IMPROVE PEDESTRIAN SAFETY AND ENHANCE THE MULTI-MODAL CONNECTIONS TO NEIGHBORHOODS AND SCHOOLS AS WELL AS MIXED-USE CENTERS. THIS PROGRAM WILL ALSO PROVIDE AMERICAN WITH DISABILITIES ACT (ADA) IMPROVEMENTS TO SEMINOLE C

Project Location:

Project Status:

Project Financials:

Account	LTD Actuals	FY22 Current Budget	FY23 Funding	FY24 Funding	FY25 Funding	FY26 Funding	Total Project Cost
560610 LAND		50,000					50,000
560650 CONSTRUCTION IN PROGRES		392,575					392,575
560652 CEI SERVICES		53,533					53,533
560680 CONSTRUCTION & DESIGN	58,464	12,913					71,377
560690 ENGINEERING COSTS	9,774						9,774
FUTURE BUDGETS							
TOTAL:	68,237	509,021					577,259

CIP Project Detail

Project Number: 02107101 **Element:** 01 TRANSPORTATION **Budget Expended:** 31%
Project Title: LAKE MARY BLVD INTER IMPROVE **Start Date:** **End Date:**
District: **Director:** JEAN JREIJ, PW
Function: 54 TRANSPORTATION **Fund:** 12601 ARTERIAL IMPACT FEE (12-31-21)
Sales Tax Referendum: 1ST GEN REFERENDUM PROJECTS **BU Type:** 20 CIP
Department: 07 PUBLIC WORKS DEPT **Program:** 07 CAPITAL PROJECTS DELIVERY
Project Scope:

Project Location:

Project Status:

Project Financials:

Account	LTD Actuals	FY22 Current Budget	FY23 Funding	FY24 Funding	FY25 Funding	FY26 Funding	Total Project Cost
560650 CONSTRUCTION IN PROGRES	128,333	955,868					1,084,202
560680 CONSTRUCTION & DESIGN	116,533	803,557					920,090
560690 ENGINEERING COSTS							
590910 TRANSFER OUT	563,752						563,752
FUTURE BUDGETS							
TOTAL:	808,619	1,759,425					2,568,044

CIP Project Detail

Project Number: 02107102 **Element:** 01 TRANSPORTATION **Budget Expended:** 14%
Project Title: RED BUG LK RD TURN LANE EXT **Start Date:** **End Date:**
Disctrict: **Director:** JEAN JREIJ, PW
Function: 54 TRANSPORTATION **Fund:** 12604 EAST COLLECT IMPACT FEE (EXP)
Sales Tax Referendum: 1ST GEN REFERENDUM PROJECTS **BU Type:** 20 CIP
Department: 07 PUBLIC WORKS DEPT **Program:** 07 CAPITAL PROJECTS DELIVERY
Project Scope:

Project Location:

Project Status:

Project Financials:

Account	LTD Actuals	FY22 Current Budget	FY23 Funding	FY24 Funding	FY25 Funding	FY26 Funding	Total Project Cost
560650 CONSTRUCTION IN PROGRES		304,992					304,992
560680 CONSTRUCTION & DESIGN	21,514						21,514
590910 TRANSFER OUT	29,494						29,494
FUTURE BUDGETS							
TOTAL:	51,008	304,992					356,000

CIP Project Detail

Project Number: 02107103 **Element:** 01 TRANSPORTATION **Budget Expended:** 0%
Project Title: RED BUG LAKE AT MIKLER RD **Start Date:** **End Date:**
District: **Director:** JEAN JREIJ, PW
Function: 54 TRANSPORTATION **Fund:** 11560 2014 INFRASTRUCTURE SALES TAX
Sales Tax Referendum: 3C MINOR ROADWAY & SAFETY **BU Type:** 20 CIP
Department: 07 PUBLIC WORKS DEPT **Program:** 07 CAPITAL PROJECTS DELIVERY
Project Scope:

Project Location:

Project Status:

Project Financials:

Account	LTD Actuals	FY22 Current Budget	FY23 Funding	FY24 Funding	FY25 Funding	FY26 Funding	Total Project Cost
560610 LAND		12,500					12,500
560650 CONSTRUCTION IN PROGRES		230,000					230,000
560652 CEI SERVICES		35,000					35,000
560680 CONSTRUCTION & DESIGN		15,000					15,000
FUTURE BUDGETS							
TOTAL:		292,500					292,500

CIP Project Detail

Project Number: 02207070 **Element:** 01 TRANSPORTATION **Budget Expended:** 0%

Project Title: SR 436 @BEAR LAKE RD MAST **Start Date:** **End Date:**

Disctrict: **Director:** JEAN JREIJ, PW

Function: 54 TRANSPORTATION **Fund:** 11560 2014 INFRASTRUCTURE SALES TAX

Sales Tax Referendum: 3C TRAFFIC SIGNAL SIGN STRP **BU Type:** 20 CIP

Department: 07 PUBLIC WORKS DEPT **Program:** 07 TRAFFIC OPERATIONS

Project Scope:

THE MAST ARM PROGRAM PROVIDES MAST ARM SIGNAL INSTALLATIONS FOR NEW SIGNALS AND CONVERSIONS OF WIRE SPAN SIGNALS , THESE UPGRADE WILL ADD ADDITIONAL FEATURES TO IMPROVE SAFETY AND INCREASE TRAFFIC FLOW IN SEMINOLE COUNTY. SR 436 @BEAR LAKE RD MAST THIS PR

Project Location:

Project Status:

Project Financials:

Account	LTD Actuals	FY22 Current Budget	FY23 Funding	FY24 Funding	FY25 Funding	FY26 Funding	Total Project Cost
560650 CONSTRUCTION IN PROGRES		400,000					400,000
FUTURE BUDGETS							
TOTAL:		400,000					400,000

CIP Project Detail

Project Number: 02207072 **Element:** 01 TRANSPORTATION **Budget Expended:** 0%

Project Title: SR436@PRAIRIE LAKE-MAST ARM **Start Date:** **End Date:**

District: **Director:** JEAN JREIJ, PW

Function: 54 TRANSPORTATION **Fund:** 11560 2014 INFRASTRUCTURE SALES TAX

Sales Tax Referendum: 3C TRAFFIC SIGNAL SIGN STRP **BU Type:** 20 CIP

Department: 07 PUBLIC WORKS DEPT **Program:** 07 TRAFFIC OPERATIONS

Project Scope:

THE MAST ARM PROGRAM PROVIDES MAST ARM SIGNAL INSTALLATIONS FOR NEW SIGNALS AND CONVERSIONS OF WIRE SPAN SIGNALS , THESE UPGRADE WILL ADD ADDITIONAL FEATURES TO IMPROVE SAFETY AND INCREASE TRAFFIC FLOW IN SEMINOLE COUNTY. THIS PROJECT WILL CONVERT A STRAN

Project Location:

Project Status:

Project Financials:

Account	LTD Actuals	FY22 Current Budget	FY23 Funding	FY24 Funding	FY25 Funding	FY26 Funding	Total Project Cost
560650 CONSTRUCTION IN PROGRES		400,000					400,000
FUTURE BUDGETS							
TOTAL:		400,000					400,000

CIP Project Detail

Project Number: 02207073 **Element:** 01 TRANSPORTATION **Budget Expended:** 0%

Project Title: SR434@E LAKE BRANTLEY-MAST ARM **Start Date:** **End Date:**

Disctrict: **Director:** JEAN JREIJ, PW

Function: 54 TRANSPORTATION **Fund:** 11560 2014 INFRASTRUCTURE SALES TAX

Sales Tax Referendum: 3C TRAFFIC SIGNAL SIGN STRP **BU Type:** 20 CIP

Department: 07 PUBLIC WORKS DEPT **Program:** 07 TRAFFIC OPERATIONS

Project Scope:

THE MAST ARM PROGRAM PROVIDES MAST ARM SIGNAL INSTALLATIONS FOR NEW SIGNALS AND CONVERSIONS OF WIRE SPAN SIGNALS , THESE UPGRADE WILL ADD ADDITIONAL FEATURES TO IMPROVE SAFETY AND INCREASE TRAFFIC FLOW IN SEMINOLE COUNTY. THIS PROJECT WILL CONVERT A STRAN

Project Location:

Project Status:

Project Financials:

Account	LTD Actuals	FY22 Current Budget	FY23 Funding	FY24 Funding	FY25 Funding	FY26 Funding	Total Project Cost
560650 CONSTRUCTION IN PROGRES		400,000					400,000
FUTURE BUDGETS							
TOTAL:		400,000					400,000

CIP Project Detail

Project Number: 02207074 **Element:** 01 TRANSPORTATION **Budget Expended:** 0%

Project Title: SR 415@CELERY AVE - NEW SIGNAL **Start Date:** **End Date:**

District: **Director:** JEAN JREIJ, PW

Function: 54 TRANSPORTATION **Fund:** 11560 2014 INFRASTRUCTURE SALES TAX

Sales Tax Referendum: 3C TRAFFIC SIGNAL SIGN STRP **BU Type:** 20 CIP

Department: 07 PUBLIC WORKS DEPT **Program:** 07 TRAFFIC OPERATIONS

Project Scope:

THE MAST ARM PROGRAM PROVIDES MAST ARM SIGNAL INSTALLATIONS FOR NEW SIGNALS AND CONVERSIONS OF WIRE SPAN SIGNALS , THESE UPGRADE WILL ADD ADDITIONAL FEATURES TO IMPROVE SAFETY AND INCREASE TRAFFIC FLOW IN SEMINOLE COUNTY. THIS PROJECT IS A NEWLY WARRENTED

Project Location:

Project Status:

Project Financials:

Account	LTD Actuals	FY22 Current Budget	FY23 Funding	FY24 Funding	FY25 Funding	FY26 Funding	Total Project Cost
560650 CONSTRUCTION IN PROGRES		450,000					450,000
560680 CONSTRUCTION & DESIGN							
FUTURE BUDGETS							
TOTAL:		450,000					450,000

CIP Project Detail

Project Number: 02207075 **Element:** 01 TRANSPORTATION **Budget Expended:** 0%

Project Title: SR 46A SIGNAL ADAPTIVE PROJ **Start Date:** **End Date:**

District: **Director:** JEAN JREIJ, PW

Function: 54 TRANSPORTATION **Fund:** 11560 2014 INFRASTRUCTURE SALES TAX

Sales Tax Referendum: 3C TRAFFIC SIGNAL SIGN STRP **BU Type:** 20 CIP

Department: 07 PUBLIC WORKS DEPT **Program:** 07 TRAFFIC OPERATIONS

Project Scope:

THIS PROGRAM ENHANCES THE COUNTY’S ADVANCED TRAFFIC MANAGEMENT SYSTEM WHICH ALLOWS FOR REAL-TIME INFORMATION SHARING WITH OTHER JURISDICTIONS REGARDING TRAFFIC FLOW ON MAJOR ARTERIAL AND COLLECTOR ROADWAYS. SR 46A SIGNAL ADAPTIVE PROJ THE LIMITS OF THIS P

Project Location:

Project Status:

Project Financials:

Account	LTD Actuals	FY22 Current Budget	FY23 Funding	FY24 Funding	FY25 Funding	FY26 Funding	Total Project Cost
560650 CONSTRUCTION IN PROGRES		200,000					200,000
FUTURE BUDGETS							
TOTAL:		200,000					200,000

CIP Project Detail

Project Number: 02207076 **Element:** 01 TRANSPORTATION **Budget Expended:** 0%

Project Title: NETWORK SWITCH UPGRADE/CTY CAB **Start Date:** **End Date:**

District: **Director:** JEAN JREIJ, PW

Function: 54 TRANSPORTATION **Fund:** 11560 2014 INFRASTRUCTURE SALES TAX

Sales Tax Referendum: 3C TRAFFIC SIGNAL SIGN STRP **BU Type:** 20 CIP

Department: 07 PUBLIC WORKS DEPT **Program:** 07 TRAFFIC OPERATIONS

Project Scope:

THIS PROGRAM ENHANCES THE COUNTY’S ADVANCED TRAFFIC MANAGEMENT SYSTEM WHICH ALLOWS FOR REAL-TIME INFORMATION SHARING WITH OTHER JURISDICTIONS REGARDING TRAFFIC FLOW ON MAJOR ARTERIAL AND COLLECTOR ROADWAYS. THIS PROJECT WILL UPGRADE AGING CABINET SWITCHES

Project Location:

Project Status:

Project Financials:

Account	LTD Actuals	FY22 Current Budget	FY23 Funding	FY24 Funding	FY25 Funding	FY26 Funding	Total Project Cost
560650 CONSTRUCTION IN PROGRES		100,000					100,000
FUTURE BUDGETS							
TOTAL:		100,000					100,000

CIP Project Detail

Project Number: 02207078 **Element:** 01 TRANSPORTATION **Budget Expended:** 0%

Project Title: TRANS MAST PLAN 5YR UPDATE **Start Date:** **End Date:**

District: **Director:** JEAN JREIJ, PW

Function: 54 TRANSPORTATION **Fund:** 11560 2014 INFRASTRUCTURE SALES TAX

Sales Tax Referendum: 3C TRAFFIC SIGNAL SIGN STRP **BU Type:** 20 CIP

Department: 07 PUBLIC WORKS DEPT **Program:** 07 CAPITAL PROJECTS DELIVERY

Project Scope:

THIS PROJECT WILL PROVIDE A 5 YEAR UPDATE TO THE TRANSPORTATION MASTER PLAN

Project Location:

Project Status:

Project Financials:

Account	LTD Actuals	FY22 Current Budget	FY23 Funding	FY24 Funding	FY25 Funding	FY26 Funding	Total Project Cost
530 OPERATING EXPENDITURES		750,000					750,000
FUTURE BUDGETS							
TOTAL:		750,000					750,000

CIP Project Detail

Project Number: 02207081 **Element:** 01 TRANSPORTATION **Budget Expended:** 0%

Project Title: ORANOLE/LINNEAL BEACH SIDEWALK **Start Date:** **End Date:**

District: **Director:** JEAN JREIJ, PW

Function: 54 TRANSPORTATION **Fund:** 11560 2014 INFRASTRUCTURE SALES TAX

Sales Tax Referendum: 3C SIDEWALK / ADA IMPROVEMENTS **BU Type:** 20 CIP

Department: 07 PUBLIC WORKS DEPT **Program:** 07 CAPITAL PROJECTS DELIVERY

Project Scope:

THE SIDEWALK PROGRAM IS DESIGNED TO IMPROVE PEDESTRIAN SAFETY AND ENHANCE THE MULTI-MODAL CONNECTIONS TO NEIGHBORHOODS AND SCHOOLS AS WELL AS MIXED-USE CENTERS. THIS PROGRAM WILL ALSO PROVIDE AMERICAN WITH DISABILITIES ACT (ADA) IMPROVEMENTS TO SEMINOLE C

Project Location:

Project Status:

Project Financials:

Account	LTD Actuals	FY22 Current Budget	FY23 Funding	FY24 Funding	FY25 Funding	FY26 Funding	Total Project Cost
560610 LAND		25,000					25,000
560650 CONSTRUCTION IN PROGRES		153,000					153,000
560652 CEI SERVICES		17,000					17,000
560680 CONSTRUCTION & DESIGN		50,000					50,000
FUTURE BUDGETS							
TOTAL:		245,000					245,000

CIP Project Detail

Project Number: 02207083 **Element:** 01 TRANSPORTATION **Budget Expended:** 0%
Project Title: ACCESS ROAD/FS #39 **Start Date:** **End Date:**
District: **Director:** JEAN JREIJ, PW
Function: 54 TRANSPORTATION **Fund:** 11560 2014 INFRASTRUCTURE SALES TAX
Sales Tax Referendum: 3C MINOR ROADWAY & SAFETY **BU Type:** 20 CIP
Department: 07 PUBLIC WORKS DEPT **Program:** 07 CAPITAL PROJECTS DELIVERY

Project Scope:

NEW PROPOSED ROAD WILL PROVIDE CONNECTION FOR THE EMERGENCY VEHICLES FROM FIRE STATION 39 TO INTERNATIONAL PKWY

Project Location:

Project Status:

Project Financials:

Account	LTD Actuals	FY22 Current Budget	FY23 Funding	FY24 Funding	FY25 Funding	FY26 Funding	Total Project Cost
560610 LAND		38,500					38,500
560650 CONSTRUCTION IN PROGRES		1,400,500					1,400,500
560652 CEI SERVICES		168,000					168,000
560680 CONSTRUCTION & DESIGN		210,000					210,000
FUTURE BUDGETS							
TOTAL:		1,817,000					1,817,000

CIP Project Detail

Project Number: 02207084 **Element:** 01 TRANSPORTATION **Budget Expended:** 0%

Project Title: SLAVIA RD EXTENSION/SR 426-SR4 **Start Date:** **End Date:**

District: **Director:** JEAN JREIJ, PW

Function: 54 TRANSPORTATION **Fund:** 11560 2014 INFRASTRUCTURE SALES TAX

Sales Tax Referendum: 3B MAJOR PROJECTS **BU Type:** 20 CIP

Department: 07 PUBLIC WORKS DEPT **Program:** 07 CAPITAL PROJECTS DELIVERY

Project Scope:

THIS PROJECT WILL BEGIN WITH A STUDY TO DETERMINE THE CONSTRUCTABILITY OF EXTENDING SLAVIA RD TO SR 434

Project Location:

Project Status:

Project Financials:

Account	LTD Actuals	FY22 Current Budget	FY23 Funding	FY24 Funding	FY25 Funding	FY26 Funding	Total Project Cost
530 OPERATING EXPENDITURES		600,000					600,000
FUTURE BUDGETS							
TOTAL:		600,000					600,000

CIP Project Detail

Project Number: 02207085 **Element:** 01 TRANSPORTATION **Budget Expended:** 0%

Project Title: LK MARY BLVD 2022 RESURFACING **Start Date:** **End Date:**

District: **Director:** JEAN JREIJ, PW

Function: 54 TRANSPORTATION **Fund:** 11560 2014 INFRASTRUCTURE SALES TAX

Sales Tax Referendum: 3C ROADWAY RESURFACING **BU Type:** 20 CIP

Department: 07 PUBLIC WORKS DEPT **Program:** 07 CAPITAL PROJECTS DELIVERY

Project Scope:

THE PAVEMENT MANAGEMENT PROGRAM SETS PRIORITY BASED ON THE PAVEMENT CONDITION INDEX (PCI). BASED ON PCI SCORE THIS PROGRAM PROVIDES AN ASPHALT OVERLAY, FULL DEPTH RECLAMATION, AND VARIOUS METHODS OF ASPHALT SURFACE REFURBISHMENT THAT ARE APPLIED TO SEMINO

Project Location:

Project Status:

Project Financials:

Account	LTD Actuals	FY22 Current Budget	FY23 Funding	FY24 Funding	FY25 Funding	FY26 Funding	Total Project Cost
560650 CONSTRUCTION IN PROGRES		1,350,000					1,350,000
560652 CEI SERVICES		150,000					150,000
FUTURE BUDGETS							
TOTAL:		1,500,000					1,500,000

CIP Project Detail

Project Number: 02207086 **Element:** 01 TRANSPORTATION **Budget Expended:** 0%

Project Title: N RONALD REAGAN/CR427 2022 PAV **Start Date:** **End Date:**

District: **Director:** JEAN JREIJ, PW

Function: 54 TRANSPORTATION **Fund:** 11560 2014 INFRASTRUCTURE SALES TAX

Sales Tax Referendum: 3C ROADWAY RESURFACING **BU Type:** 20 CIP

Department: 07 PUBLIC WORKS DEPT **Program:** 07 CAPITAL PROJECTS DELIVERY

Project Scope:

THE PAVEMENT MANAGEMENT PROGRAM SETS PRIORITY BASED ON THE PAVEMENT CONDITION INDEX (PCI). BASED ON PCI SCORE THIS PROGRAM PROVIDES AN ASPHALT OVERLAY, FULL DEPTH RECLAMATION, AND VARIOUS METHODS OF ASPHALT SURFACE REFURBISHMENT THAT ARE APPLIED TO SEMINO

Project Location:

Project Status:

Project Financials:

Account	LTD Actuals	FY22 Current Budget	FY23 Funding	FY24 Funding	FY25 Funding	FY26 Funding	Total Project Cost
560650 CONSTRUCTION IN PROGRES		1,250,000					1,250,000
560652 CEI SERVICES		150,000					150,000
FUTURE BUDGETS							
TOTAL:		1,400,000					1,400,000

CIP Project Detail

Project Number: 02207087 **Element:** 01 TRANSPORTATION **Budget Expended:** 0%

Project Title: LAKE DR/SEMINOLA-E LAKE PAVING **Start Date:** **End Date:**

District: **Director:** JEAN JREIJ, PW

Function: 54 TRANSPORTATION **Fund:** 11560 2014 INFRASTRUCTURE SALES TAX

Sales Tax Referendum: 3C ROADWAY RESURFACING **BU Type:** 20 CIP

Department: 07 PUBLIC WORKS DEPT **Program:** 07 CAPITAL PROJECTS DELIVERY

Project Scope:

THE PAVEMENT MANAGEMENT PROGRAM SETS PRIORITY BASED ON THE PAVEMENT CONDITION INDEX (PCI). BASED ON PCI SCORE THIS PROGRAM PROVIDES AN ASPHALT OVERLAY, FULL DEPTH RECLAMATION, AND VARIOUS METHODS OF ASPHALT SURFACE REFURBISHMENT THAT ARE APPLIED TO SEMINO

Project Location:

Project Status:

Project Financials:

Account	LTD Actuals	FY22 Current Budget	FY23 Funding	FY24 Funding	FY25 Funding	FY26 Funding	Total Project Cost
560650 CONSTRUCTION IN PROGRES		450,000					450,000
560652 CEI SERVICES		50,000					50,000
FUTURE BUDGETS							
TOTAL:		500,000					500,000

CIP Project Detail

Project Number: 02207100 **Element:** 01 TRANSPORTATION **Budget Expended:** 0%

Project Title: EAST LAKE MARY AT OHIO MAST AR **Start Date:** **End Date:**

Disctrict: **Director:** JEAN JREIJ, PW

Function: 54 TRANSPORTATION **Fund:** 11560 2014 INFRASTRUCTURE SALES TAX

Sales Tax Referendum: 3C TRAFFIC SIGNAL SIGN STRP **BU Type:** 20 CIP

Department: 07 PUBLIC WORKS DEPT **Program:** 07 CAPITAL PROJECTS DELIVERY

Project Scope:

Project Location:

Project Status:

Project Financials:

Account	LTD Actuals	FY22 Current Budget	FY23 Funding	FY24 Funding	FY25 Funding	FY26 Funding	Total Project Cost
560650 CONSTRUCTION IN PROGRES		400,000					400,000
560680 CONSTRUCTION & DESIGN							
FUTURE BUDGETS							
TOTAL:		400,000					400,000

CIP Project Detail

Project Number: 02207101 **Element:** 01 TRANSPORTATION **Budget Expended:** 0%
Project Title: OLIVER RD RESURFACING PROJECT **Start Date:** **End Date:**
District: **Director:** JEAN JREIJ, PW
Function: 54 TRANSPORTATION **Fund:** 11560 2014 INFRASTRUCTURE SALES TAX
Sales Tax Referendum: 3C ROADWAY RESURFACING **BU Type:** 20 CIP
Department: 07 PUBLIC WORKS DEPT **Program:** 07 CAPITAL PROJECTS DELIVERY
Project Scope:

Project Location:

Project Status:

Project Financials:

Account	LTD Actuals	FY22 Current Budget	FY23 Funding	FY24 Funding	FY25 Funding	FY26 Funding	Total Project Cost
560650 CONSTRUCTION IN PROGRES		200,000					200,000
560652 CEI SERVICES		40,000					40,000
FUTURE BUDGETS							
TOTAL:		240,000					240,000

CIP Project Detail

Project Number: 02207103 **Element:** 01 TRANSPORTATION **Budget Expended:** 0%
Project Title: NORTHWSTRN/BRIDGE-ALTAMONTE **Start Date:** **End Date:**
Disctrict: **Director:** JEAN JREIJ, PW
Function: 54 TRANSPORTATION **Fund:** 11641 PUBLIC WORKS-INTERLOCAL AGREEM
Sales Tax Referendum: 2C COLLECTOR RECONSTRUCTION **BU Type:** 20 CIP
Department: 07 PUBLIC WORKS DEPT **Program:** 07 CAPITAL PROJECTS DELIVERY
Project Scope:

Project Location:

Project Status:

Project Financials:

Account	LTD Actuals	FY22 Current Budget	FY23 Funding	FY24 Funding	FY25 Funding	FY26 Funding	Total Project Cost
560650 CONSTRUCTION IN PROGRES		163,312					163,312
560652 CEI SERVICES		11,832					11,832
FUTURE BUDGETS							
TOTAL:		175,144					175,144

CIP Project Detail

Project Number: 99999906 **Element:** 01 TRANSPORTATION **Budget Expended:** 31%
Project Title: PROGRAM MANAGEMENT (GEC) **Start Date:** **End Date:**
District: **Director:** JEAN JREIJ, PW
Function: 54 TRANSPORTATION **Fund:** 11560 2014 INFRASTRUCTURE SALES TAX
Sales Tax Referendum: 3 ENGINEERING **BU Type:** 20 CIP
Department: 07 PUBLIC WORKS DEPT **Program:** 07 CAPITAL PROJECTS DELIVERY
Project Scope:
PROGRAM MANAGEMENT (GEC) GENERAL ENGINEERING CONSULTANT PROGRAM-PROGRAM MANAGEMENT

Project Location:

Project Status:

Project Financials:

Account	LTD Actuals	FY22 Current Budget	FY23 Funding	FY24 Funding	FY25 Funding	FY26 Funding	Total Project Cost
540 INTERNAL SERVICE CHARGES							
560650 CONSTRUCTION IN PROGRES		3,200,000					3,200,000
560651 PROJECT MANAGEMENT	7,019,037	1,257,968					8,277,005
560690 ENGINEERING COSTS	798,392						798,392
FUTURE BUDGETS			3,200,000	3,200,000	3,200,000	3,200,000	12,800,000
TOTAL:	7,817,429	4,457,968	3,200,000	3,200,000	3,200,000	3,200,000	25,075,397

CIP Project Detail

Project Number: 00191684 **Element:** 02 DRAINAGE **Budget Expended:** 18%
Project Title: ORANOLE RD DRAINAGE IMPROVEMEN **Start Date:** **End Date:**
District: **Director:** JEAN JREIJ, PW
Function: 54 TRANSPORTATION **Fund:** 11541 2001 INFRASTRUCTURE SALES TAX
Sales Tax Referendum: 2C COLLECTOR RECONSTRUCTION **BU Type:** 20 CIP
Department: 07 PUBLIC WORKS DEPT **Program:** 07 CAPITAL PROJECTS DELIVERY
Project Scope:
DRAINAGE IMPROVEMENTS

Project Location:

Project Status:

Project Financials:

Account	LTD Actuals	FY22 Current Budget	FY23 Funding	FY24 Funding	FY25 Funding	FY26 Funding	Total Project Cost
540 INTERNAL SERVICE CHARGES							
560652 CEI SERVICES	130,757	10,164					140,921
560670 ROADS	5,078	658,336					663,414
560680 CONSTRUCTION & DESIGN	3,043	2,625					5,668
560690 ENGINEERING COSTS	10,877						10,877
FUTURE BUDGETS							
TOTAL:	149,756	671,124					820,880

CIP Project Detail

Project Number: 00191685 **Element:** 02 DRAINAGE **Budget Expended:** 43%
Project Title: ORANOLE RD DRAINAGE IMPROVEMEN **Start Date:** **End Date:**
Disctrict: **Director:** JEAN JREIJ, PW
Function: 54 TRANSPORTATION **Fund:** 11641 PUBLIC WORKS-INTERLOCAL AGREEM
Sales Tax Referendum: 2C COLLECTOR RECONSTRUCTION **BU Type:** 20 CIP
Department: 07 PUBLIC WORKS DEPT **Program:** 07 CAPITAL PROJECTS DELIVERY
Project Scope:
DRAINAGE IMPROVEMENTS

Project Location:

Project Status:

Project Financials:

Account	LTD Actuals	FY22 Current Budget	FY23 Funding	FY24 Funding	FY25 Funding	FY26 Funding	Total Project Cost
560670 ROADS	42,900	57,100					100,000
FUTURE BUDGETS							
TOTAL:	42,900	57,100					100,000

CIP Project Detail

Project Number: 00285002 **Element:** 02 DRAINAGE **Budget Expended:** 0%
Project Title: LAKE HODGE OUTFALL **Start Date:** **End Date:**
District: **Director:** JEAN JREIJ, PW
Function: 54 TRANSPORTATION **Fund:** 11541 2001 INFRASTRUCTURE SALES TAX
Sales Tax Referendum: 2C COLLECTOR RECONSTRUCTION **BU Type:** 20 CIP
Department: 07 PUBLIC WORKS DEPT **Program:** 07 CAPITAL PROJECTS DELIVERY

Project Scope:
 THIS PROJECT WILL CONSTRUCT A NEW OUTFALL INTO LAKE HODGE. THIS IS LISTED AS A PRIORITY PROJECT ON THE FLOOD HAZARD AND ASSOCIATED WATER QUALITY PROJECTS BY BASIN PRIORITY LIST

Project Location:

Project Status:

Project Financials:

Account	LTD Actuals	FY22 Current Budget	FY23 Funding	FY24 Funding	FY25 Funding	FY26 Funding	Total Project Cost
540 INTERNAL SERVICE CHARGES							
560610 LAND							
560650 CONSTRUCTION IN PROGRES		90,000					90,000
FUTURE BUDGETS							
TOTAL:		90,000					90,000

CIP Project Detail

Project Number: 01785258 **Element:** 02 DRAINAGE **Budget Expended:** 0%

Project Title: HILLVIEW DR SIDEWALK-DRAINAGE **Start Date:** **End Date:**

District: **Director:** JEAN JREIJ, PW

Function: 54 TRANSPORTATION **Fund:** 11560 2014 INFRASTRUCTURE SALES TAX

Sales Tax Referendum: 3C SIDEWALK / ADA IMPROVEMENTS **BU Type:** 20 CIP

Department: 07 PUBLIC WORKS DEPT **Program:** 07 CAPITAL PROJECTS DELIVERY

Project Scope:

THE SIDEWALK PROGRAM IS DESIGNED TO IMPROVE PEDESTRIAN SAFETY AND ENHANCE THE MULTI-MODAL CONNECTIONS TO NEIGHBORHOODS AND SCHOOLS AS WELL AS MIXED-USE CENTERS. THIS PROGRAM WILL ALSO PROVIDE AMERICAN WITH DISABILITIES ACT (ADA) IMPROVEMENTS TO SEMINOLE C

Project Location:

Project Status:

Project Financials:

Account	LTD Actuals	FY22 Current Budget	FY23 Funding	FY24 Funding	FY25 Funding	FY26 Funding	Total Project Cost
560650 CONSTRUCTION IN PROGRES		720,000					720,000
560652 CEI SERVICES		79,900					79,900
560680 CONSTRUCTION & DESIGN	100						100
560690 ENGINEERING COSTS	17						17
FUTURE BUDGETS							
TOTAL:	117	799,900					800,017

CIP Project Detail

Project Number: 01785335 **Element:** 02 DRAINAGE **Budget Expended:** 5%
Project Title: ECON BASIN DRAINAGE EVAL **Start Date:** **End Date:**
District: **Director:** JEAN JREIJ, PW
Function: 54 TRANSPORTATION **Fund:** 11560 2014 INFRASTRUCTURE SALES TAX
Sales Tax Referendum: 3C STORMWATER & WATER QUALITY **BU Type:** 20 CIP
Department: 07 PUBLIC WORKS DEPT **Program:** 07 CAPITAL PROJECTS DELIVERY
Project Scope:
 ECON BASIN

Project Location:

Project Status:

Project Financials:

Account	LTD Actuals	FY22 Current Budget	FY23 Funding	FY24 Funding	FY25 Funding	FY26 Funding	Total Project Cost
530 OPERATING EXPENDITURES		1,350,307					1,350,307
540 INTERNAL SERVICE CHARGES							
560680 CONSTRUCTION & DESIGN	61,221						61,221
560690 ENGINEERING COSTS	12,092						12,092
FUTURE BUDGETS							
TOTAL:	73,313	1,350,307					1,423,620

CIP Project Detail

Project Number: 01785340 **Element:** 02 DRAINAGE **Budget Expended:** 20%
Project Title: ECON BSN L CRESCENT DRAIN EVAL **Start Date:** **End Date:**
District: **Director:** JEAN JREIJ, PW
Function: 54 TRANSPORTATION **Fund:** 11560 2014 INFRASTRUCTURE SALES TAX
Sales Tax Referendum: 3C STORMWATER & WATER QUALITY **BU Type:** 20 CIP
Department: 07 PUBLIC WORKS DEPT **Program:** 07 CAPITAL PROJECTS DELIVERY
Project Scope:
 ECON BASIN - LK CRESCENT

Project Location:

Project Status:

Project Financials:

Account	LTD Actuals	FY22 Current Budget	FY23 Funding	FY24 Funding	FY25 Funding	FY26 Funding	Total Project Cost
540 INTERNAL SERVICE CHARGES							
560650 CONSTRUCTION IN PROGRES		350,000					350,000
560680 CONSTRUCTION & DESIGN	81,795	18,205					100,000
560690 ENGINEERING COSTS	11,148						11,148
FUTURE BUDGETS							
TOTAL:	92,943	368,205					461,148

CIP Project Detail

Project Number: 01785376 **Element:** 02 DRAINAGE **Budget Expended:** 21%
Project Title: WEKIVA BASIN TMDL **Start Date:** **End Date:**
District: **Director:** JEAN JREIJ, PW
Function: 54 TRANSPORTATION **Fund:** 11541 2001 INFRASTRUCTURE SALES TAX
Sales Tax Referendum: 3C STORMWATER & WATER QUALITY **BU Type:** 20 CIP
Department: 07 PUBLIC WORKS DEPT **Program:** 07 CAPITAL PROJECTS DELIVERY

Project Scope:
 STUDY IN PROGRESS ON THIS BASIN, THIS PROJECT WILL BE PHASE 2 OF THE BASIN STUDY

Project Location:

Project Status:

Project Financials:

Account	LTD Actuals	FY22 Current Budget	FY23 Funding	FY24 Funding	FY25 Funding	FY26 Funding	Total Project Cost
530 OPERATING EXPENDITURES	155,142	809,352					964,494
540 INTERNAL SERVICE CHARGES							
560650 CONSTRUCTION IN PROGRES		23,366					23,366
560680 CONSTRUCTION & DESIGN	66,351						66,351
FUTURE BUDGETS							
TOTAL:	221,493	832,718					1,054,210

CIP Project Detail

Project Number: 01785431 **Element:** 02 DRAINAGE **Budget Expended:** 29%
Project Title: HIBISCUS LN STORMWATER PUMP **Start Date:** **End Date:**
District: **Director:** JEAN JREIJ, PW
Function: 54 TRANSPORTATION **Fund:** 11560 2014 INFRASTRUCTURE SALES TAX
Sales Tax Referendum: 3C STORMWATER & WATER QUALITY **BU Type:** 20 CIP
Department: 07 PUBLIC WORKS DEPT **Program:** 07 CAPITAL PROJECTS DELIVERY
Project Scope:
 HIBISCUS LN STORMWATER PUMP

Project Location:

Project Status:

Project Financials:

Account	LTD Actuals	FY22 Current Budget	FY23 Funding	FY24 Funding	FY25 Funding	FY26 Funding	Total Project Cost
560650 CONSTRUCTION IN PROGRES		209,384					209,384
560652 CEI SERVICES		31,408					31,408
560680 CONSTRUCTION & DESIGN	87,078	5,233					92,311
560690 ENGINEERING COSTS	12,088						12,088
FUTURE BUDGETS							
TOTAL:	99,165	246,025					345,191

CIP Project Detail

Project Number: 01785433 **Element:** 02 DRAINAGE **Budget Expended:** 0%
Project Title: CECILIA DR BAFFLE BOXES **Start Date:** **End Date:**
District: **Director:** JEAN JREIJ, PW
Function: 54 TRANSPORTATION **Fund:** 11560 2014 INFRASTRUCTURE SALES TAX
Sales Tax Referendum: 3C STORMWATER & WATER QUALITY **BU Type:** 20 CIP
Department: 07 PUBLIC WORKS DEPT **Program:** 07 CAPITAL PROJECTS DELIVERY
Project Scope:
 CECILIA DR BAFFLE BOXES

Project Location:

Project Status:

Project Financials:

Account	LTD Actuals	FY22 Current Budget	FY23 Funding	FY24 Funding	FY25 Funding	FY26 Funding	Total Project Cost
560650 CONSTRUCTION IN PROGRES		250,000					250,000
560680 CONSTRUCTION & DESIGN		200,000					200,000
FUTURE BUDGETS							
TOTAL:		450,000					450,000

CIP Project Detail

Project Number: 01785434 **Element:** 02 DRAINAGE **Budget Expended:** 30%
Project Title: ALTON DR STORMWATER POND MOD **Start Date:** **End Date:**
District: **Director:** JEAN JREIJ, PW
Function: 54 TRANSPORTATION **Fund:** 11560 2014 INFRASTRUCTURE SALES TAX
Sales Tax Referendum: 3C STORMWATER & WATER QUALITY **BU Type:** 20 CIP
Department: 07 PUBLIC WORKS DEPT **Program:** 07 CAPITAL PROJECTS DELIVERY
Project Scope:
ALTON DR STORMWATER POND MOD

Project Location:

Project Status:

Project Financials:

Account	LTD Actuals	FY22 Current Budget	FY23 Funding	FY24 Funding	FY25 Funding	FY26 Funding	Total Project Cost
530 OPERATING EXPENDITURES	22,924	22,924					45,849
560650 CONSTRUCTION IN PROGRES	54,606	223,350					277,956
560680 CONSTRUCTION & DESIGN	47,330	78,866					126,196
560690 ENGINEERING COSTS	15,742						15,742
FUTURE BUDGETS							
TOTAL:	140,603	325,140					465,742

CIP Project Detail

Project Number: 01785443 **Element:** 02 DRAINAGE **Budget Expended:** 29%

Project Title: TANGLEWOOD DRAINAGE IMPROVEMEN **Start Date:** **End Date:**

District: **Director:** JEAN JREIJ, PW

Function: 54 TRANSPORTATION **Fund:** 11560 2014 INFRASTRUCTURE SALES TAX

Sales Tax Referendum: 3C STORMWATER & WATER QUALITY **BU Type:** 20 CIP

Department: 07 PUBLIC WORKS DEPT **Program:** 07 CAPITAL PROJECTS DELIVERY

Project Scope:

THIS PROJECT WILL RESOLVE FLOODING WITHIN RESIDENTIAL AREAS OF CITY OF WINTER PARK AND UNINCORPORATED SEMINOLE COUNTY LIMITS ADJACENT TO TANGLEWOOD CANAL INCREASE STORM SEWER SIZE AND REGRADE EXISTING CANAL.- FROM MAGNOLIA AVE TO PINE AVE

Project Location:

Project Status:

Project Financials:

Account	LTD Actuals	FY22 Current Budget	FY23 Funding	FY24 Funding	FY25 Funding	FY26 Funding	Total Project Cost
560650 CONSTRUCTION IN PROGRES	184,559	547,807					732,365
560652 CEI SERVICES		45,508					45,508
560680 CONSTRUCTION & DESIGN	22,127						22,127
560690 ENGINEERING COSTS	33,915						33,915
FUTURE BUDGETS							
TOTAL:	240,601	593,314					833,915

CIP Project Detail

Project Number: 01785479 **Element:** 02 DRAINAGE **Budget Expended:** 43%
Project Title: SIDEWALK REPAIRS-STORMWATER **Start Date:** **End Date:**
District: **Director:** JEAN JREIJ, PW
Function: 54 TRANSPORTATION **Fund:** 11560 2014 INFRASTRUCTURE SALES TAX
Sales Tax Referendum: 3C SIDEWALK / ADA IMPROVEMENTS **BU Type:** 20 CIP
Department: 07 PUBLIC WORKS DEPT **Program:** 07 CAPITAL PROJECTS DELIVERY

Project Scope:

THE SIDEWALK PROGRAM IS DESIGNED TO IMPROVE PEDESTRIAN SAFETY AND ENHANCE THE MULTI-MODAL CONNECTIONS TO NEIGHBORHOODS AND SCHOOLS AS WELL AS MIXED-USE CENTERS. THIS PROGRAM WILL ALSO PROVIDE AMERICAN WITH DISABILITIES ACT (ADA) IMPROVEMENTS TO SEMINOLE C

Project Location:

Project Status:

Project Financials:

Account	LTD Actuals	FY22 Current Budget	FY23 Funding	FY24 Funding	FY25 Funding	FY26 Funding	Total Project Cost
560650 CONSTRUCTION IN PROGRES	3,545,805	1,629,195					5,175,000
560690 ENGINEERING COSTS	638,683						638,683
FUTURE BUDGETS			1,000,000	1,000,000	1,000,000	1,000,000	4,000,000
TOTAL:	4,184,488	1,629,195	1,000,000	1,000,000	1,000,000	1,000,000	9,813,683

CIP Project Detail

Project Number: 01785488 **Element:** 02 DRAINAGE **Budget Expended:** 18%
Project Title: CRANE STRAND CANAL CULVERT REP **Start Date:** **End Date:**
District: **Director:** JEAN JREIJ, PW
Function: 54 TRANSPORTATION **Fund:** 11560 2014 INFRASTRUCTURE SALES TAX
Sales Tax Referendum: 3C STORMWATER & WATER QUALITY **BU Type:** 20 CIP
Department: 07 PUBLIC WORKS DEPT **Program:** 07 CAPITAL PROJECTS DELIVERY
Project Scope:
 CRANE STRAND CANAL CULVERT REP

Project Location:

Project Status:

Project Financials:

Account	LTD Actuals	FY22 Current Budget	FY23 Funding	FY24 Funding	FY25 Funding	FY26 Funding	Total Project Cost
560650 CONSTRUCTION IN PROGRES		292,413					292,413
560680 CONSTRUCTION & DESIGN	57,587						57,587
560690 ENGINEERING COSTS	7,941						7,941
FUTURE BUDGETS							
TOTAL:	65,527	292,413					357,941

CIP Project Detail

Project Number: 01907066 **Element:** 02 DRAINAGE **Budget Expended:** 17%
Project Title: SPRING VALLEY FARMS OUTFALLS **Start Date:** **End Date:**
District: **Director:** JEAN JREIJ, PW
Function: 54 TRANSPORTATION **Fund:** 11560 2014 INFRASTRUCTURE SALES TAX
Sales Tax Referendum: 3C STORMWATER & WATER QUALITY **BU Type:** 20 CIP
Department: 07 PUBLIC WORKS DEPT **Program:** 07 CAPITAL PROJECTS DELIVERY

Project Scope:

SPRING LAKE WATERSHED THE EXISTING INLET CAN BE RETROFITTED AS A POLLUTANT REMOVAL STRUCTURE IN COMBINATION WITH A BAFFLE BOX / EXFILTRATION TRENCH LOCATED ALONG THE EXISTING INFLOW PIPE TO PROVIDE TREATMENT FOR THE MAJORITY OF THE UNTREATED STORMWATER LE

Project Location:

Project Status:

Project Financials:

Account	LTD Actuals	FY22 Current Budget	FY23 Funding	FY24 Funding	FY25 Funding	FY26 Funding	Total Project Cost
560610 LAND	2,059	641					2,700
560650 CONSTRUCTION IN PROGRES		701,861					701,861
560652 CEI SERVICES							
560680 CONSTRUCTION & DESIGN	130,352	14,518					144,869
560690 ENGINEERING COSTS	19,328						19,328
FUTURE BUDGETS							
TOTAL:	151,738	717,020					868,758

CIP Project Detail

Project Number: 01907068 **Element:** 02 DRAINAGE **Budget Expended:** 25%
Project Title: MULLET LK PK RD DRAINAGE HMGP **Start Date:** **End Date:**
District: **Director:** JEAN JREIJ, PW
Function: 54 TRANSPORTATION **Fund:** 11560 2014 INFRASTRUCTURE SALES TAX
Sales Tax Referendum: 3C STORMWATER & WATER QUALITY **BU Type:** 20 CIP
Department: 07 PUBLIC WORKS DEPT **Program:** 07 CAPITAL PROJECTS DELIVERY

Project Scope:

RESOLVE LOCALIZED STREETS AND PROPERTY FLOODING - UPGRADE UNDERSIZED STORM SEWERS AND DITCHES ALONG MULLET LAKE PARK RDMULLET LAKE PARK RD (MLPR) CANAL IS A PRIMARY SYSTEM WITH A TOTAL CONTRIBUTING AREA OF ABOUT 4.5 SQUARE MILES THAT EXTENDS SOUTH OF STAT

Project Location:

Project Status:

Project Financials:

Account	LTD Actuals	FY22 Current Budget	FY23 Funding	FY24 Funding	FY25 Funding	FY26 Funding	Total Project Cost
530 OPERATING EXPENDITURES	1,861	1,861					3,721
560610 LAND	322,077	227,803					549,880
560650 CONSTRUCTION IN PROGRES		1,478,100					1,478,100
560652 CEI SERVICES		132,947					132,947
560680 CONSTRUCTION & DESIGN	210,730						210,730
560690 ENGINEERING COSTS	72,393						72,393
FUTURE BUDGETS							
TOTAL:	607,061	1,840,711					2,447,772

CIP Project Detail

Project Number: 01907077 **Element:** 02 DRAINAGE **Budget Expended:** 0%
Project Title: MIDWAY DRAINAGE IMPROVEMENTS **Start Date:** **End Date:**
District: **Director:** JEAN JREIJ, PW
Function: 54 TRANSPORTATION **Fund:** 11560 2014 INFRASTRUCTURE SALES TAX
Sales Tax Referendum: 3C STORMWATER & WATER QUALITY **BU Type:** 20 CIP
Department: 07 PUBLIC WORKS DEPT **Program:** 07 CAPITAL PROJECTS DELIVERY

Project Scope:

THIS PROJECT WILL ADDRESS FLOOD HAZARDS AND ASSOCIATED WATER QUALITY ISSUES IN THE MIDWAY COMMUNITY AND LINCOLN ST. THIS PROJECT IS LISTED AS A #4 & #5 ON THE FLOOD HAZARD AND ASSOCIATED WATER QUALITY PROJECTS BY BASIN PRIORITY LIST

Project Location:

Project Status:

Project Financials:

Account	LTD Actuals	FY22 Current Budget	FY23 Funding	FY24 Funding	FY25 Funding	FY26 Funding	Total Project Cost
560650 CONSTRUCTION IN PROGRES		2,000,000					2,000,000
560680 CONSTRUCTION & DESIGN	20,521	979,479					1,000,000
560690 ENGINEERING COSTS	3,431						3,431
FUTURE BUDGETS			3,000,000	3,000,000	3,000,000	2,000,000	11,000,000
TOTAL:	23,951	2,979,479	3,000,000	3,000,000	3,000,000	2,000,000	14,003,431

CIP Project Detail

Project Number: 02007092 **Element:** 02 DRAINAGE **Budget Expended:** 29%
Project Title: HILLVIEW DR DRAINAGE RSF **Start Date:** **End Date:**
District: **Director:** JEAN JREIJ, PW
Function: 54 TRANSPORTATION **Fund:** 11560 2014 INFRASTRUCTURE SALES TAX
Sales Tax Referendum: 3C STORMWATER & WATER QUALITY **BU Type:** 20 CIP
Department: 07 PUBLIC WORKS DEPT **Program:** 07 CAPITAL PROJECTS DELIVERY
Project Scope:
HILLVIEW DR DRAINAGE RSF

Project Location:

Project Status:

Project Financials:

Account	LTD Actuals	FY22 Current Budget	FY23 Funding	FY24 Funding	FY25 Funding	FY26 Funding	Total Project Cost
530 OPERATING EXPENDITURES							
560610 LAND	407,759	662,013					1,069,771
560650 CONSTRUCTION IN PROGRES	325,332	1,427,765					1,753,097
560680 CONSTRUCTION & DESIGN	149,066	422,389					571,455
560690 ENGINEERING COSTS	145,159						145,159
FUTURE BUDGETS							
TOTAL:	1,027,316	2,512,166					3,539,482

CIP Project Detail

Project Number: 02007096 **Element:** 02 DRAINAGE **Budget Expended:** 4%
Project Title: GRACE LK OUTFALL **Start Date:** **End Date:**
District: **Director:** JEAN JREIJ, PW
Function: 53 PHYSICAL ENVIRONMENT **Fund:** 11560 2014 INFRASTRUCTURE SALES TAX
Sales Tax Referendum: 3C STORMWATER & WATER QUALITY **BU Type:** 20 CIP
Department: 07 PUBLIC WORKS DEPT **Program:** 07 CAPITAL PROJECTS DELIVERY
Project Scope:
 GRACE LK OUTFALL

Project Location:

Project Status:

Project Financials:

Account	LTD Actuals	FY22 Current Budget	FY23 Funding	FY24 Funding	FY25 Funding	FY26 Funding	Total Project Cost
560650 CONSTRUCTION IN PROGRES		686,280					686,280
560652 CEI SERVICES		43,296					43,296
560680 CONSTRUCTION & DESIGN	25,332						25,332
560690 ENGINEERING COSTS	4,235						4,235
FUTURE BUDGETS							
TOTAL:	29,567	729,576					759,143

CIP Project Detail

Project Number: 02007098 **Element:** 02 DRAINAGE **Budget Expended:** 27%
Project Title: JESUP BASIN-BAFFLE BOX-LOTW **Start Date:** **End Date:**
District: **Director:** JEAN JREIJ, PW
Function: 53 PHYSICAL ENVIRONMENT **Fund:** 11560 2014 INFRASTRUCTURE SALES TAX
Sales Tax Referendum: 3C STORMWATER & WATER QUALITY **BU Type:** 20 CIP
Department: 07 PUBLIC WORKS DEPT **Program:** 07 CAPITAL PROJECTS DELIVERY
Project Scope:
 JESUP BASIN-BAFFLE BOX-LOTW

Project Location:

Project Status:

Project Financials:

Account	LTD Actuals	FY22 Current Budget	FY23 Funding	FY24 Funding	FY25 Funding	FY26 Funding	Total Project Cost
560610 LAND	150						150
560650 CONSTRUCTION IN PROGRES		220,678					220,678
560652 CEI SERVICES		22,883					22,883
560680 CONSTRUCTION & DESIGN	81,290						81,290
560690 ENGINEERING COSTS	10,200						10,200
FUTURE BUDGETS							
TOTAL:	91,640	243,560					335,200

CIP Project Detail

Project Number: 02007101 **Element:** 02 DRAINAGE **Budget Expended:** 14%
Project Title: MILLER RD CULVT DRAINAGE HMGP **Start Date:** **End Date:**
District: **Director:** JEAN JREIJ, PW
Function: 53 PHYSICAL ENVIRONMENT **Fund:** 11560 2014 INFRASTRUCTURE SALES TAX
Sales Tax Referendum: 3C STORMWATER & WATER QUALITY **BU Type:** 20 CIP
Department: 07 PUBLIC WORKS DEPT **Program:** 07 CAPITAL PROJECTS DELIVERY

Project Scope:

THIS PROJECT IS A FEDERAL EMERGENCY MANAGEMENT AGENCY (FEMA) APPROVED HURRICANE MITAGATION GRANT PROGRAM (HMGP) PROJECT TO ALLEVIATE ROADWAY AND PROPERTY FLOODING. THIS PROJECT WILL REPLACE AN EXISTING 7' X 7' CONCRETE BOX CULVERT (CBC) WITH A 12' X 7' CB

Project Location:

Project Status:

Project Financials:

Account	LTD Actuals	FY22 Current Budget	FY23 Funding	FY24 Funding	FY25 Funding	FY26 Funding	Total Project Cost
560610 LAND	35,695						35,695
560650 CONSTRUCTION IN PROGRES		771,492					771,492
560652 CEI SERVICES		102,449					102,449
560680 CONSTRUCTION & DESIGN	93,289						93,289
560690 ENGINEERING COSTS	14,282						14,282
FUTURE BUDGETS							
TOTAL:	143,267	873,941					1,017,207

CIP Project Detail

Project Number: 02007102 **Element:** 02 DRAINAGE **Budget Expended:** 14%
Project Title: NEBRASKA AVE BRIDGE DRAIN HMGP **Start Date:** **End Date:**
District: **Director:** JEAN JREIJ, PW
Function: 53 PHYSICAL ENVIRONMENT **Fund:** 11560 2014 INFRASTRUCTURE SALES TAX
Sales Tax Referendum: 3C STORMWATER & WATER QUALITY **BU Type:** 20 CIP
Department: 07 PUBLIC WORKS DEPT **Program:** 07 CAPITAL PROJECTS DELIVERY

Project Scope:
 THIS PROJECT WILL PROVIDE DRAINAGE IMPROVEMENTS AROUND THE BRIDGE BY REPLACING THE BRIDGE CULVERT

Project Location:

Project Status:

Project Financials:

Account	LTD Actuals	FY22 Current Budget	FY23 Funding	FY24 Funding	FY25 Funding	FY26 Funding	Total Project Cost
560610 LAND	20,248						20,248
560650 CONSTRUCTION IN PROGRES		754,158					754,158
560652 CEI SERVICES		77,342					77,342
560680 CONSTRUCTION & DESIGN	97,537	1,663					99,200
560690 ENGINEERING COSTS	16,595						16,595
FUTURE BUDGETS							
TOTAL:	134,379	833,163					967,543

CIP Project Detail

Project Number: 02007104 **Element:** 02 DRAINAGE **Budget Expended:** 15%
Project Title: NOLAN RD CHANNEL DRAINAGE HMGP **Start Date:** **End Date:**
District: **Director:** JEAN JREIJ, PW
Function: 53 PHYSICAL ENVIRONMENT **Fund:** 11560 2014 INFRASTRUCTURE SALES TAX
Sales Tax Referendum: 3C STORMWATER & WATER QUALITY **BU Type:** 20 CIP
Department: 07 PUBLIC WORKS DEPT **Program:** 07 CAPITAL PROJECTS DELIVERY

Project Scope:

THIS PROJECT WILL REPLACE EXISTING BRIDGE CULVERT (5.9' X 10' CONCRETE BOX CULVERT (CBC)) WHICH FLOODED DURING HURRICANE IRMA. IT WILL BE REPLACED WITH A DOUBLE (2) 6' HIGH X 9.5' WIDE CBC AND OTHER ASSOCIATED IMPROVEMENTS WILL BE CONSTRUCTED ALONG THE CA

Project Location:

Project Status:

Project Financials:

Account	LTD Actuals	FY22 Current Budget	FY23 Funding	FY24 Funding	FY25 Funding	FY26 Funding	Total Project Cost
560610 LAND	11,205						11,205
560650 CONSTRUCTION IN PROGRES		964,795					964,795
560652 CEI SERVICES		95,287					95,287
560680 CONSTRUCTION & DESIGN	158,642						158,642
560690 ENGINEERING COSTS	20,495						20,495
FUTURE BUDGETS							
TOTAL:	190,342	1,060,082					1,250,424

CIP Project Detail

Project Number: 02007106 **Element:** 02 DRAINAGE **Budget Expended:** 20%
Project Title: OREGON/MICHIGAN ST DRAINAGE **Start Date:** **End Date:**
District: **Director:** JEAN JREIJ, PW
Function: 53 PHYSICAL ENVIRONMENT **Fund:** 11560 2014 INFRASTRUCTURE SALES TAX
Sales Tax Referendum: 3C STORMWATER & WATER QUALITY **BU Type:** 20 CIP
Department: 07 PUBLIC WORKS DEPT **Program:** 07 CAPITAL PROJECTS DELIVERY
Project Scope:
 DRAINAGE IMPROVEMENTS

Project Location:

Project Status:

Project Financials:

Account	LTD Actuals	FY22 Current Budget	FY23 Funding	FY24 Funding	FY25 Funding	FY26 Funding	Total Project Cost
560650 CONSTRUCTION IN PROGRES	137,960	463,596					601,556
560680 CONSTRUCTION & DESIGN	341	154,357					154,698
560690 ENGINEERING COSTS	16,316						16,316
FUTURE BUDGETS							
TOTAL:	154,617	617,953					772,570

CIP Project Detail

Project Number: 02007111 **Element:** 02 DRAINAGE **Budget Expended:** 29%
Project Title: SMITH CANAL/MONROE BASIN STUDY **Start Date:** **End Date:**
District: **Director:** JEAN JREIJ, PW
Function: 53 PHYSICAL ENVIRONMENT **Fund:** 11560 2014 INFRASTRUCTURE SALES TAX
Sales Tax Referendum: 3C STORMWATER & WATER QUALITY **BU Type:** 20 CIP
Department: 07 PUBLIC WORKS DEPT **Program:** 07 CAPITAL PROJECTS DELIVERY

Project Scope:

THE SMITH CANAL-MONROE BASIN STORMWATER PROJECT (CIP#02007111) INCLUDES AN ENGINEERING STUDY AND INVENTORY TO BE PERFORMED THROUGHOUT THE LAKE MONROE BASIN. IN 2018, THE PUBLIC WORKS DEPARTMENT RELEASED THE SEMINOLE COUNTY STORMWATER MASTER PLAN WHICH IN

Project Location:

Project Status:

Project Financials:

Account	LTD Actuals	FY22 Current Budget	FY23 Funding	FY24 Funding	FY25 Funding	FY26 Funding	Total Project Cost
530 OPERATING EXPENDITURES	225,302	251,021					476,323
560680 CONSTRUCTION & DESIGN		300,000					300,000
560690 ENGINEERING COSTS							
FUTURE BUDGETS							
TOTAL:	225,302	551,021					776,323

CIP Project Detail

Project Number: 02007124 **Element:** 02 DRAINAGE **Budget Expended:** 12%
Project Title: WILLOW AVE-ALHAMBRA DRAIN HMGP **Start Date:** **End Date:**
District: **Director:** JEAN JREIJ, PW
Function: 53 PHYSICAL ENVIRONMENT **Fund:** 11560 2014 INFRASTRUCTURE SALES TAX
Sales Tax Referendum: 3C STORMWATER & WATER QUALITY **BU Type:** 20 CIP
Department: 07 PUBLIC WORKS DEPT **Program:** 07 CAPITAL PROJECTS DELIVERY
Project Scope:
DRAINAGE IMPROVEMENTS

Project Location:

Project Status:

Project Financials:

Account	LTD Actuals	FY22 Current Budget	FY23 Funding	FY24 Funding	FY25 Funding	FY26 Funding	Total Project Cost
560610 LAND							
560650 CONSTRUCTION IN PROGRES		937,350					937,350
560680 CONSTRUCTION & DESIGN	117,115	63,440					180,555
560690 ENGINEERING COSTS	15,626						15,626
FUTURE BUDGETS							
TOTAL:	132,741	1,000,790					1,133,531

CIP Project Detail

Project Number: 02107073 **Element:** 02 DRAINAGE **Budget Expended:** 3%

Project Title: SPRING VALLEY FARMS DRAINS **Start Date:** **End Date:**

District: **Director:** JEAN JREIJ, PW

Function: 54 TRANSPORTATION **Fund:** 11560 2014 INFRASTRUCTURE SALES TAX

Sales Tax Referendum: 3C STORMWATER & WATER QUALITY **BU Type:** 20 CIP

Department: 07 PUBLIC WORKS DEPT **Program:** 07 CAPITAL PROJECTS DELIVERY

Project Scope:

Construct 1,500 LF (+/-) of Underdrain System on Spring Valley Loop.- FROM SPRING VALLEY LOOP ON WEST SIDE OF SPRING LAKE. TO

Project Location:

Project Status:

Project Financials:

Account	LTD Actuals	FY22 Current Budget	FY23 Funding	FY24 Funding	FY25 Funding	FY26 Funding	Total Project Cost
530 OPERATING EXPENDITURES	13,034						13,034
560650 CONSTRUCTION IN PROGRES		336,966					336,966
560652 CEI SERVICES		35,000					35,000
560680 CONSTRUCTION & DESIGN							
FUTURE BUDGETS							
TOTAL:	13,034	371,966					385,000

CIP Project Detail

Project Number: 02107093 **Element:** 02 DRAINAGE **Budget Expended:** 0%
Project Title: PINE LAKE BAFFLE BOXES **Start Date:** **End Date:**
District: **Director:** JEAN JREIJ, PW
Function: 54 TRANSPORTATION **Fund:** 11560 2014 INFRASTRUCTURE SALES TAX
Sales Tax Referendum: 3C STORMWATER & WATER QUALITY **BU Type:** 20 CIP
Department: 07 PUBLIC WORKS DEPT **Program:** 07 CAPITAL PROJECTS DELIVERY

Project Scope:

DIVERSION BOX IS INTENDED TO REMOVE TRASH AND SEDIMENT FROM THE RUNOFF BEFORE IT GETS INTO THE PINE LAKE.

Project Location:

Project Status:

Project Financials:

Account	LTD Actuals	FY22 Current Budget	FY23 Funding	FY24 Funding	FY25 Funding	FY26 Funding	Total Project Cost
530 OPERATING EXPENDITURES	53						53
560650 CONSTRUCTION IN PROGRES	100	114,848					114,948
560690 ENGINEERING COSTS	17						17
FUTURE BUDGETS							
TOTAL:	169	114,848					115,017

CIP Project Detail

Project Number: 02107099 **Element:** 02 DRAINAGE **Budget Expended:** 0%

Project Title: WHITCOMB DRAINAGE IMPROVEMENTS **Start Date:** **End Date:**

District: **Director:** JEAN JREIJ, PW

Function: 54 TRANSPORTATION **Fund:** 11560 2014 INFRASTRUCTURE SALES TAX

Sales Tax Referendum: 3C STORMWATER & WATER QUALITY **BU Type:** 20 CIP

Department: 07 PUBLIC WORKS DEPT **Program:** 07 CAPITAL PROJECTS DELIVERY

Project Scope:

THIS PROJECT WILL BE DESIGNED TO ALLEVIATE ROADWAY FLOODING IN THE AREA. THE PROJECT IS ON WHITCOMB DR, SOUTH OF LK HARNEY RD TO SOUTH OF CROSSOVER LN. AND IT WILL RAISE THE ROADWAY ELEVATION AND EXPAND EXISTING ROADSIDE DITCHES, INCREASING DRIVEWAY CULVE

Project Location:

Project Status:

Project Financials:

Account	LTD Actuals	FY22 Current Budget	FY23 Funding	FY24 Funding	FY25 Funding	FY26 Funding	Total Project Cost
560610 LAND		210,000					210,000
560650 CONSTRUCTION IN PROGRES		700,000					700,000
560680 CONSTRUCTION & DESIGN		390,000					390,000
FUTURE BUDGETS			865,413				865,413
TOTAL:		1,300,000	865,413				2,165,413

CIP Project Detail

Project Number: 02207090 **Element:** 02 DRAINAGE **Budget Expended:** 0%
Project Title: RESERVOIR LK OUTFALL CANAL **Start Date:** **End Date:**
District: **Director:** JEAN JREIJ, PW
Function: 54 TRANSPORTATION **Fund:** 11560 2014 INFRASTRUCTURE SALES TAX
Sales Tax Referendum: 3C STORMWATER & WATER QUALITY **BU Type:** 20 CIP
Department: 07 PUBLIC WORKS DEPT **Program:** 07 CAPITAL PROJECTS DELIVERY

Project Scope:

THIS PROJECT IS LISTED AS A PRIORITY #2 ON THE FLOOD HAZARD AND WATER QUALITY PROJECTS BY BASIN PRIORITY LIST AND #28 ON THE STORMWATER MASTER PLAN. THE PROJECT WILL INCREASE PIPE CAPACITY AND LAKE OUTFALL AT BUNGLALOW BLVD AND 23RD ST.

Project Location:

Project Status:

Project Financials:

Account	LTD Actuals	FY22 Current Budget	FY23 Funding	FY24 Funding	FY25 Funding	FY26 Funding	Total Project Cost
560680 CONSTRUCTION & DESIGN		267,980					267,980
FUTURE BUDGETS			268,000				268,000
TOTAL:		267,980	268,000				535,980

CIP Project Detail

Project Number: 02207091 **Element:** 02 DRAINAGE **Budget Expended:** 0%

Project Title: NUTRIENT STUDY/LK MILLS & SURR **Start Date:** **End Date:**

District: **Director:** JEAN JREIJ, PW

Function: 54 TRANSPORTATION **Fund:** 11560 2014 INFRASTRUCTURE SALES TAX

Sales Tax Referendum: 3C STORMWATER & WATER QUALITY **BU Type:** 20 CIP

Department: 07 PUBLIC WORKS DEPT **Program:** 07 CAPITAL PROJECTS DELIVERY

Project Scope:

THIS PROJECT WILL CONDUCT NUTRIENT SOURCE TRACKING AND PROVIDE LAKE MANAGEMENT RECOMMENDATIONS FOR THE LAKES.

Project Location:

Project Status:

Project Financials:

Account	LTD Actuals	FY22 Current Budget	FY23 Funding	FY24 Funding	FY25 Funding	FY26 Funding	Total Project Cost
530 OPERATING EXPENDITURES		300,000					300,000
FUTURE BUDGETS							
TOTAL:		300,000					300,000

CIP Project Detail

Project Number: 02207093 **Element:** 02 DRAINAGE **Budget Expended:** 0%
Project Title: HOWELL CREEK EROSION ASSESS **Start Date:** **End Date:**
Disctrict: **Director:** JEAN JREIJ, PW
Function: 54 TRANSPORTATION **Fund:** 11560 2014 INFRASTRUCTURE SALES TAX
Sales Tax Referendum: 3C STORMWATER & WATER QUALITY **BU Type:** 20 CIP
Department: 07 PUBLIC WORKS DEPT **Program:** 07 CAPITAL PROJECTS DELIVERY

Project Scope:

THIS PROJECT WILL CONDUCT AN ASSESSMENT OF APPROXIMATELY 4 MILES OF HOWELL CREEK AND IT'S STREAM BANKS LOCATED WITHIN UNINCORPORATED SEMINOLE COUNTY. IT WILL IDENTIFY AREAS WITH BANK EROSION, INSTABILITY AND FLOW RESTRICTIONS AND PROVIDE A BRIEF PROJECT S

Project Location:

Project Status:

Project Financials:

Account	LTD Actuals	FY22 Current Budget	FY23 Funding	FY24 Funding	FY25 Funding	FY26 Funding	Total Project Cost
530 OPERATING EXPENDITURES		70,000					70,000
FUTURE BUDGETS							
TOTAL:		70,000					70,000

CIP Project Detail

Project Number: 02207094 **Element:** 02 DRAINAGE **Budget Expended:** 0%

Project Title: BASIN STUDIES/E COUNTY BASINS **Start Date:** **End Date:**

District: **Director:** JEAN JREIJ, PW

Function: 54 TRANSPORTATION **Fund:** 11560 2014 INFRASTRUCTURE SALES TAX

Sales Tax Referendum: 3C STORMWATER & WATER QUALITY **BU Type:** 20 CIP

Department: 07 PUBLIC WORKS DEPT **Program:** 07 CAPITAL PROJECTS DELIVERY

Project Scope:

THIS PROJECT WILL CONDUCT BASIN STUDIES IN THE FOLLOWING BASINS; GEE CREEK , HOWELL CREEK , LK JESUP , LITTLE LK HOWELL, ST JOHNS AND PUZZLE LAKE

Project Location:

Project Status:

Project Financials:

Account	LTD Actuals	FY22 Current Budget	FY23 Funding	FY24 Funding	FY25 Funding	FY26 Funding	Total Project Cost
530 OPERATING EXPENDITURES		2,291,250					2,291,250
FUTURE BUDGETS							
TOTAL:		2,291,250					2,291,250

CIP Project Detail

Project Number: 02207095 **Element:** 02 DRAINAGE **Budget Expended:** 0%

Project Title: USGS MONITORING PROG -3RD GEN **Start Date:** **End Date:**

District: **Director:** JEAN JREIJ, PW

Function: 54 TRANSPORTATION **Fund:** 11560 2014 INFRASTRUCTURE SALES TAX

Sales Tax Referendum: 3C STORMWATER & WATER QUALITY **BU Type:** 20 CIP

Department: 07 PUBLIC WORKS DEPT **Program:** 07 CAPITAL PROJECTS DELIVERY

Project Scope:

THIS PROJECT PAYS FOR THE USAGE OF U.S. GEOLOGICAL SURVEY (USGS) EQUIPMENT TO COLLECT RAINFALL AND WATER LEVEL DATA.

Project Location:

Project Status:

Project Financials:

Account	LTD Actuals	FY22 Current Budget	FY23 Funding	FY24 Funding	FY25 Funding	FY26 Funding	Total Project Cost
530 OPERATING EXPENDITURES		83,500					83,500
FUTURE BUDGETS							
TOTAL:		83,500					83,500

CIP Project Detail

Project Number: 02207096 **Element:** 02 DRAINAGE **Budget Expended:** 0%

Project Title: DEER RUN SUB - E CULVERT REP **Start Date:** **End Date:**

Disctrict: **Director:** JEAN JREIJ, PW

Function: 54 TRANSPORTATION **Fund:** 11560 2014 INFRASTRUCTURE SALES TAX

Sales Tax Referendum: 3C STORMWATER & WATER QUALITY **BU Type:** 20 CIP

Department: 07 PUBLIC WORKS DEPT **Program:** 07 CAPITAL PROJECTS DELIVERY

Project Scope:

THIS PROJECT WILL REPLACE AN EXISTING CULVERT EAST OF EAGLES WATCH TRAIL.

Project Location:

Project Status:

Project Financials:

Account	LTD Actuals	FY22 Current Budget	FY23 Funding	FY24 Funding	FY25 Funding	FY26 Funding	Total Project Cost
560650 CONSTRUCTION IN PROGRES		280,000					280,000
FUTURE BUDGETS							
TOTAL:		280,000					280,000

CIP Project Detail

Project Number: 02207097 **Element:** 02 DRAINAGE **Budget Expended:** 0%
Project Title: WOODLAND II SUB/OUTFALL REP **Start Date:** **End Date:**
District: **Director:** JEAN JREIJ, PW
Function: 54 TRANSPORTATION **Fund:** 11560 2014 INFRASTRUCTURE SALES TAX
Sales Tax Referendum: 3C STORMWATER & WATER QUALITY **BU Type:** 20 CIP
Department: 07 PUBLIC WORKS DEPT **Program:** 07 CAPITAL PROJECTS DELIVERY

Project Scope:
 THIS PROJECT WILL CONSTRUCT OUTFALL STRUCTURES TO REPLACE FAILING STRUCTURES.

Project Location:

Project Status:

Project Financials:

Account	LTD Actuals	FY22 Current Budget	FY23 Funding	FY24 Funding	FY25 Funding	FY26 Funding	Total Project Cost
560650 CONSTRUCTION IN PROGRES		360,000					360,000
FUTURE BUDGETS							
TOTAL:		360,000					360,000

CIP Project Detail

Project Number: 02207099 **Element:** 02 DRAINAGE **Budget Expended:** 35%
Project Title: LITTLE WEKIVA RIVER REST PROJ **Start Date:** **End Date:**
District: **Director:** JEAN JREIJ, PW
Function: 54 TRANSPORTATION **Fund:** 11560 2014 INFRASTRUCTURE SALES TAX
Sales Tax Referendum: 3C STORMWATER & WATER QUALITY **BU Type:** 20 CIP
Department: 07 PUBLIC WORKS DEPT **Program:** 07 CAPITAL PROJECTS DELIVERY
Project Scope:

Project Location:

Project Status:

Project Financials:

Account	LTD Actuals	FY22 Current Budget	FY23 Funding	FY24 Funding	FY25 Funding	FY26 Funding	Total Project Cost
560680 CONSTRUCTION & DESIGN	47,000	104,000					151,000
560690 ENGINEERING COSTS	7,857						7,857
FUTURE BUDGETS							
TOTAL:	54,857	104,000					158,857

CIP Project Detail

Project Number: 00251403 **Element:** 03 MASS TRANSIT **Budget Expended:** 100%
Project Title: RAIL RELATED TRANSIT **Start Date:** **End Date:**
District: **Director:** JEAN JREIJ, PW
Function: 54 TRANSPORTATION **Fund:** 11500 1991 INFRASTRUCTURE SALES TAX
Sales Tax Referendum: 1ST GEN REFERENDUM PROJECTS **BU Type:** 20 CIP
Department: 07 PUBLIC WORKS DEPT **Program:** 07 CAPITAL PROJECTS DELIVERY
Project Scope:
 RAIL RELATED TRANSIT

Project Location:

Project Status:

Project Financials:

Account	LTD Actuals	FY22 Current Budget	FY23 Funding	FY24 Funding	FY25 Funding	FY26 Funding	Total Project Cost
540 INTERNAL SERVICE CHARGES							
560690 ENGINEERING COSTS	23,840						23,840
580811 AID TO GOVT AGENCIES	1,346,257	6,510					1,352,766
FUTURE BUDGETS							
TOTAL:	1,370,097	6,510					1,376,606

CIP Project Detail

Project Number: 00006607 **Element:** 04 POTABLE WATER **Budget Expended:** 62%
Project Title: UNIDIRECTIONAL FLUSHING PROGRA **Start Date:** **End Date:**
Disctrict: **Director:** TERRY MCCUE, ES
Function: 53 PHYSICAL ENVIRONMENT **Fund:** 40100 WATER AND SEWER FUND
Sales Tax Referendum: N/A **BU Type:** 20 CIP
Department: 08 ES UTILITIES **Program:** 08 WATER OPERATIONS

Project Scope:

THE ANNUAL UNIDIRECTIONAL FLUSHING PROGRAM (UDF) IMPROVES WATER QUALITY AND DISTRIBUTION RELIABILITY. CONDUCTING A COMPREHENSIVE WATER LINE FLUSHING WILL PROTECT AND ENHANCE THE QUALITY AND SAFETY OF OUR DRINKING WATER. THE GOAL OF THIS PROGRAM IS TO ENSU

Project Location:

Project Status:

Project Financials:

Account	LTD Actuals	FY22 Current Budget	FY23 Funding	FY24 Funding	FY25 Funding	FY26 Funding	Total Project Cost
530 OPERATING EXPENDITURES	838,967	510,108					1,349,075
FUTURE BUDGETS							
TOTAL:	838,967	510,108					1,349,075

CIP Project Detail

Project Number: 00021717 **Element:** 04 POTABLE WATER **Budget Expended:** 3%

Project Title: OVERSIZING & EXTENSIONS-POTABL **Start Date:** **End Date:**

District: **Director:** TERRY MCCUE, ES

Function: 53 PHYSICAL ENVIRONMENT **Fund:** 40108 WATER & SEWER CAPITAL IMPROVEM

Sales Tax Referendum: N/A **BU Type:** 20 CIP

Department: 08 ES UTILITIES **Program:** 08 UTILITIES ENGINEERING

Project Scope:

POTABLE WATER OVERSIZING AND EXTENSIONS ARE A SERIES OF PROJECTS WHICH OVERSIZE OR EXTEND, AS NECESSARY POTABLE WATER MAINS THAT ARE DEVELOPER CONSTRUCTED IN SUPPORT OF THE COUNTY'S UTILITY MASTER PLAN. DESIGN AND CONSTRUCTION REIMBURSEMENTS TO DEVELOPERS

Project Location:

Project Status:

Project Financials:

Account	LTD Actuals	FY22 Current Budget	FY23 Funding	FY24 Funding	FY25 Funding	FY26 Funding	Total Project Cost
540 INTERNAL SERVICE CHARGES							
560650 CONSTRUCTION IN PROGRES	7,761	50,000					57,761
FUTURE BUDGETS			50,000	50,000	50,000	50,000	250,000
TOTAL:	7,761	50,000	50,000	50,000	50,000	50,000	307,761

CIP Project Detail

Project Number: 00021726 **Element:** 04 POTABLE WATER **Budget Expended:** 7%

Project Title: OREGON ST/FM WM RELOCATES **Start Date:** **End Date:**

District: **Director:** TERRY MCCUE, ES

Function: 53 PHYSICAL ENVIRONMENT **Fund:** 40108 WATER & SEWER CAPITAL IMPROVEM

Sales Tax Referendum: N/A **BU Type:** 20 CIP

Department: 08 ES UTILITIES **Program:** 08 UTILITIES ENGINEERING

Project Scope:

RELOCATION IS NECESSARY TO REMOVE THE EXISTING WATER AND WASTEWATER MAINS FROM INTERSTATE 4 LIMITED ACCESS RIGHT-OF-WAY AND ENABLE OPERATIONS AND MAINTENANCE STAFF PERSONNEL TO BETTER ACCESS THE UTILITIES. - RELOCATION IS NECESSARY TO REMOVE THE EXISTING

Project Location:

Project Status:

Project Financials:

Account	LTD Actuals	FY22 Current Budget	FY23 Funding	FY24 Funding	FY25 Funding	FY26 Funding	Total Project Cost
560650 CONSTRUCTION IN PROGRES	90,676	1,171,602					1,262,278
FUTURE BUDGETS							
TOTAL:	90,676	1,171,602					1,262,278

CIP Project Detail

Project Number: 00022903 **Element:** 04 POTABLE WATER **Budget Expended:** 85%

Project Title: SMALL METER REPLACEMENT PROGRA **Start Date:** **End Date:**

District: **Director:** TERRY MCCUE, ES

Function: 53 PHYSICAL ENVIRONMENT **Fund:** 40100 WATER AND SEWER FUND

Sales Tax Referendum: N/A **BU Type:** 20 CIP

Department: 08 ES UTILITIES **Program:** 08 UTILITIES ENGINEERING

Project Scope:

CURRENT INVENTORY OF SMALL SERVICE METERS 5/8 THROUGH 2 INCH IS APPROXIMATELY 46,500 METERS. THREE THOUSAND (3000) OF THOSE UNITS ARE IN SERVICE AREAS WERE EIGHT (8) YEARS OLD AND RECORDS INDICATE THAT THESE METERS WOULD BE THE FIRST UNITS TO BE CHANGED O

Project Location:

Project Status:

Project Financials:

Account	LTD Actuals	FY22 Current Budget	FY23 Funding	FY24 Funding	FY25 Funding	FY26 Funding	Total Project Cost
540 INTERNAL SERVICE CHARGES							
560640 EQUIPMENT	33,250						33,250
560642 EQUIPMENT >\$4999	35,608						35,608
560650 CONSTRUCTION IN PROGRES	7,972,435	1,373,482					9,345,918
FUTURE BUDGETS							
TOTAL:	8,041,294	1,373,482					9,414,776

CIP Project Detail

Project Number: 00040302 **Element:** 04 POTABLE WATER **Budget Expended:** 0%

Project Title: CAPITALIZED LABOR PROJECT **Start Date:** **End Date:**

District: **Director:** TERRY MCCUE, ES

Function: 53 PHYSICAL ENVIRONMENT **Fund:** 40108 WATER & SEWER CAPITAL IMPROVEM

Sales Tax Referendum: N/A **BU Type:** 20 CIP

Department: 08 ES UTILITIES **Program:** 08 UTILITIES ENGINEERING

Project Scope:

FUNDS TO SUPPORT STAFF'S SALARIES, WAGES AND BENEFITS ASSOCIATED WITH LABOR PERFORMED BY STAFF ON CAPITAL IMPROVEMENT PROJECTS. - CAPITAL FUNDS IN SUPPORT OF CAPITAL LABOR. - COUNTYWIDE

Project Location:

Project Status:

Project Financials:

Account	LTD Actuals	FY22 Current Budget	FY23 Funding	FY24 Funding	FY25 Funding	FY26 Funding	Total Project Cost
540 INTERNAL SERVICE CHARGES							
560650 CONSTRUCTION IN PROGRES							
560690 ENGINEERING COSTS		700,000					700,000
FUTURE BUDGETS			700,000	700,000	700,000	700,000	3,500,000
TOTAL:		700,000	700,000	700,000	700,000	700,000	4,200,000

CIP Project Detail

Project Number: 00040306 **Element:** 04 POTABLE WATER **Budget Expended:** 0%

Project Title: CAPITALIZED LABOR PROJECT **Start Date:** **End Date:**

District: **Director:** TERRY MCCUE, ES

Function: 53 PHYSICAL ENVIRONMENT **Fund:** 40103 CONNECTION FEES-SEWER

Sales Tax Referendum: N/A **BU Type:** 20 CIP

Department: 08 ES UTILITIES **Program:** 08 UTILITIES ENGINEERING

Project Scope:

FUNDS TO SUPPORT STAFF'S SALARIES, WAGES AND BENEFITS ASSOCIATED WITH LABOR PERFORMED BY STAFF ON CAPITAL IMPROVEMENT PROJECTS. CAPITAL FUNDS IN SUPPORT OF CAPITAL LABOR.

Project Location:

Project Status:

Project Financials:

Account	LTD Actuals	FY22 Current Budget	FY23 Funding	FY24 Funding	FY25 Funding	FY26 Funding	Total Project Cost
560650 CONSTRUCTION IN PROGRES							
560690 ENGINEERING COSTS		75,000					75,000
FUTURE BUDGETS							
TOTAL:		75,000					75,000

CIP Project Detail

Project Number: 00064565 **Element:** 04 POTABLE WATER **Budget Expended:** 14%
Project Title: DRUID HILLS DISTRIBUTION UPGRA **Start Date:** **End Date:**
District: **Director:** TERRY MCCUE, ES
Function: 53 PHYSICAL ENVIRONMENT **Fund:** 40108 WATER & SEWER CAPITAL IMPROVEM
Sales Tax Referendum: N/A **BU Type:** 20 CIP
Department: 08 ES UTILITIES **Program:** 08 UTILITIES ENGINEERING

Project Scope:

THE PROJECTS INCLUDE IMPROVEMENTS TO THE WATER DISTRIBUTION SYSTEM FOR RELIABILITY, CAPACITY, DEFICIENCY AND/OR RENEWAL & REPLACEMENT (R&R). REPLACEMENT OF AGING, SMALL WATER DISTRIBUTION MAINS IN DRUID HILLS SERVICE AREA TO MEET CURRENT LAND DEVELOPMENT

Project Location:

Project Status:

Project Financials:

Account	LTD Actuals	FY22 Current Budget	FY23 Funding	FY24 Funding	FY25 Funding	FY26 Funding	Total Project Cost
530 OPERATING EXPENDITURES		151,664					151,664
540 INTERNAL SERVICE CHARGES							
560650 CONSTRUCTION IN PROGRES	459,362	2,609,169					3,068,531
560651 PROJECT MANAGEMENT	6,168						6,168
FUTURE BUDGETS							
TOTAL:	465,530	2,760,833					3,226,363

CIP Project Detail

Project Number: 00064579 **Element:** 04 POTABLE WATER **Budget Expended:** 21%
Project Title: LAKE HARRIET DISTRIBUTION IMPR **Start Date:** **End Date:**
Disctrict: **Director:** TERRY MCCUE, ES
Function: 53 PHYSICAL ENVIRONMENT **Fund:** 40108 WATER & SEWER CAPITAL IMPROVEM
Sales Tax Referendum: N/A **BU Type:** 20 CIP
Department: 08 ES UTILITIES **Program:** 08 UTILITIES ENGINEERING

Project Scope:

THE PROJECTS INCLUDE IMPROVEMENTS TO THE WATER DISTRIBUTION SYSTEM FOR RELIABILITY, CAPACITY, DEFICIENCY AND/OR RENEWAL & REPLACEMENT (R&R). REPLACEMENT OR REHABILITATION OF PIPING DUE TO PIPE AGE OR MATERIAL. - NEED TO REPLACE DISTRIBUTION PIPE MATERIAL

Project Location:

Project Status:

Project Financials:

Account	LTD Actuals	FY22 Current Budget	FY23 Funding	FY24 Funding	FY25 Funding	FY26 Funding	Total Project Cost
560650 CONSTRUCTION IN PROGRES	84,788	315,480					400,268
FUTURE BUDGETS							
TOTAL:	84,788	315,480					400,268

CIP Project Detail

Project Number: 00064580 **Element:** 04 POTABLE WATER **Budget Expended:** 1%

Project Title: MEREDITH MANOR DISTRIBUTION PI **Start Date:** **End Date:**

District: **Director:** TERRY MCCUE, ES

Function: 53 PHYSICAL ENVIRONMENT **Fund:** 40108 WATER & SEWER CAPITAL IMPROVEM

Sales Tax Referendum: N/A **BU Type:** 20 CIP

Department: 08 ES UTILITIES **Program:** 08 UTILITIES ENGINEERING

Project Scope:

THE PROJECTS INCLUDE IMPROVEMENTS TO THE WATER DISTRIBUTION SYSTEM FOR RELIABILITY, CAPACITY, DEFICIENCY AND/OR RENEWAL & REPLACEMENT (R&R). REPLACEMENT OR REHABILITATION OF OLD AND DETERIORATED PIPELINE THAT MAY BE SUSCEPTIBLE TO LEAKS. - NEED TO REPLAC

Project Location:

Project Status:

Project Financials:

Account	LTD Actuals	FY22 Current Budget	FY23 Funding	FY24 Funding	FY25 Funding	FY26 Funding	Total Project Cost
530 OPERATING EXPENDITURES	40,981	40,981					81,961
560650 CONSTRUCTION IN PROGRES	63,291	93,550					156,841
FUTURE BUDGETS			3,750,000	3,750,000			7,500,000
TOTAL:	104,272	134,530	3,750,000	3,750,000			7,738,802

CIP Project Detail

Project Number: 00064582 **Element:** 04 POTABLE WATER **Budget Expended:** 0%

Project Title: APPLE VALLEY DISTRIBUTION IMPR **Start Date:** **End Date:**

Disctrict: **Director:** TERRY MCCUE, ES

Function: 53 PHYSICAL ENVIRONMENT **Fund:** 40108 WATER & SEWER CAPITAL IMPROVEM

Sales Tax Referendum: N/A **BU Type:** 20 CIP

Department: 08 ES UTILITIES **Program:** 08 UTILITIES ENGINEERING

Project Scope:

THE PROJECTS INCLUDE IMPROVEMENTS TO THE WATER DISTRIBUTION SYSTEM FOR RELIABILITY, CAPACITY, DEFICIENCY AND/OR RENEWAL & REPLACEMENT (R&R). REPLACEMENT OF UNDERSIZED DISTRIBUTION PIPING IN THE APPLE VALLEY POTABLE WATER SERVICE AREA. - UNDERSIZED DISTRI

Project Location:

Project Status:

Project Financials:

Account	LTD Actuals	FY22 Current Budget	FY23 Funding	FY24 Funding	FY25 Funding	FY26 Funding	Total Project Cost
560650 CONSTRUCTION IN PROGRES	24,994	1,745,006					1,770,000
FUTURE BUDGETS					4,400,000	4,400,000	8,800,000
TOTAL:	24,994	1,745,006			4,400,000	4,400,000	10,570,000

CIP Project Detail

Project Number: 00064590 **Element:** 04 POTABLE WATER **Budget Expended:** 5%

Project Title: WATER DISTRIBUT SYSTEM REHAB **Start Date:** **End Date:**

Disctrict: **Director:** TERRY MCCUE, ES

Function: 53 PHYSICAL ENVIRONMENT **Fund:** 40108 WATER & SEWER CAPITAL IMPROVEM

Sales Tax Referendum: N/A **BU Type:** 20 CIP

Department: 08 ES UTILITIES **Program:** 08 UTILITIES ENGINEERING

Project Scope:

THE PROJECTS INCLUDE IMPROVEMENTS TO THE WATER DISTRIBUTION SYSTEM FOR RELIABILITY, CAPACITY, DEFICIENCY AND/OR RENEWAL & REPLACEMENT (R&R). REHAB AND REPLACEMENT PROGRAM OF DISTRIBUTION PIPING IDENTIFIED - THIS PROJECT IS NEEDED TO MAINTAIN THE INTEGRIT

Project Location:

Project Status:

Project Financials:

Account	LTD Actuals	FY22 Current Budget	FY23 Funding	FY24 Funding	FY25 Funding	FY26 Funding	Total Project Cost
560650 CONSTRUCTION IN PROGRES	237,326	700,000					937,326
FUTURE BUDGETS			700,000	700,000	700,000	700,000	4,100,000
TOTAL:	237,326	700,000	700,000	700,000	700,000	700,000	5,037,326

CIP Project Detail

Project Number: 00064592 **Element:** 04 POTABLE WATER **Budget Expended:** 71%
Project Title: WATER SERVICE LINE REPLACEMENT **Start Date:** **End Date:**
District: **Director:** TERRY MCCUE, ES
Function: 53 PHYSICAL ENVIRONMENT **Fund:** 40108 WATER & SEWER CAPITAL IMPROVEM
Sales Tax Referendum: N/A **BU Type:** 20 CIP
Department: 08 ES UTILITIES **Program:** 08 UTILITIES ENGINEERING

Project Scope:

THE PROJECTS INCLUDE IMPROVEMENTS TO THE WATER DISTRIBUTION SYSTEM FOR RELIABILITY, CAPACITY, DEFICIENCY AND/OR RENEWAL & REPLACEMENT (R&R). REPLACEMENT OF SERVICE LINES WITHIN THE INDIAN HILLS, COUNTRY LANE, AND HIGHLAND PINES SUBDIVISIONS - HIGH VOLUME

Project Location:

Project Status:

Project Financials:

Account	LTD Actuals	FY22 Current Budget	FY23 Funding	FY24 Funding	FY25 Funding	FY26 Funding	Total Project Cost
560650 CONSTRUCTION IN PROGRES	598,246	250,000					848,246
FUTURE BUDGETS							
TOTAL:	598,246	250,000					848,246

CIP Project Detail

Project Number: 00065234 **Element:** 04 POTABLE WATER **Budget Expended:** 79%

Project Title: WEKIVA PARKWAY UTILITY RELOCAT **Start Date:** **End Date:**

District: **Director:** TERRY MCCUE, ES

Function: 53 PHYSICAL ENVIRONMENT **Fund:** 40108 WATER & SEWER CAPITAL IMPROVEM

Sales Tax Referendum: N/A **BU Type:** 20 CIP

Department: 08 ES UTILITIES **Program:** 08 UTILITIES ENGINEERING

Project Scope:

THE PROJECTS INCLUDE IMPROVEMENTS TO THE WATER DISTRIBUTION SYSTEM FOR RELIABILITY, CAPACITY, DEFICIENCY AND/OR RENEWAL & REPLACEMENT (R&R). THIS PROJECT IS FOR THE RELOCATION OF UNDERGROUND POTABLE WATER, SEWER AND RECLAIMED UTILITY MAINS TO AVOID CONFL

Project Location:

Project Status:

Project Financials:

Account	LTD Actuals	FY22 Current Budget	FY23 Funding	FY24 Funding	FY25 Funding	FY26 Funding	Total Project Cost
540 INTERNAL SERVICE CHARGES							
560650 CONSTRUCTION IN PROGRES	13,164,755	3,438,390					16,603,145
FUTURE BUDGETS							
TOTAL:	13,164,755	3,438,390					16,603,145

CIP Project Detail

Project Number: 00065236 **Element:** 04 POTABLE WATER **Budget Expended:** 22%
Project Title: MINOR ROADS UTILITY UPGRADES-P **Start Date:** **End Date:**
District: **Director:** TERRY MCCUE, ES
Function: 53 PHYSICAL ENVIRONMENT **Fund:** 40108 WATER & SEWER CAPITAL IMPROVEM
Sales Tax Referendum: N/A **BU Type:** 20 CIP
Department: 08 ES UTILITIES **Program:** 08 UTILITIES ENGINEERING

Project Scope:

UTILITY RELOCATION PROJECTS ARE NECESSARY TO REMOVE, REPLACE OR RELOCATE THE EXISTING WATER, WASTEWATER AND/OR RECLAIMED INFRASTRUCTURE WITHIN COUNTY OR FDOT RIGHT-OF-WAYS IN ORDER TO ACCOMMODATE THE NEW ROADWAY INFRASTRUCTURE AND AVOID CONFLICTS. THE MIN

Project Location:

Project Status:

Project Financials:

Account	LTD Actuals	FY22 Current Budget	FY23 Funding	FY24 Funding	FY25 Funding	FY26 Funding	Total Project Cost
530 OPERATING EXPENDITURES	26,000						26,000
540 INTERNAL SERVICE CHARGES							
560650 CONSTRUCTION IN PROGRES	233,478	150,000					383,478
FUTURE BUDGETS			150,000	150,000	150,000	150,000	750,000
TOTAL:	259,478	150,000	150,000	150,000	150,000	150,000	1,159,478

CIP Project Detail

Project Number: 00065237 **Element:** 04 POTABLE WATER **Budget Expended:** 1%

Project Title: MINOR ROADS UTILITY UPGRADES-S **Start Date:** **End Date:**

District: **Director:** TERRY MCCUE, ES

Function: 53 PHYSICAL ENVIRONMENT **Fund:** 40108 WATER & SEWER CAPITAL IMPROVEM

Sales Tax Referendum: N/A **BU Type:** 20 CIP

Department: 08 ES UTILITIES **Program:** 08 UTILITIES ENGINEERING

Project Scope:

UTILITY RELOCATION PROJECTS ARE NECESSARY TO REMOVE, REPLACE OR RELOCATE THE EXISTING WATER, WASTEWATER AND/OR RECLAIMED INFRASTRUCTURE WITHIN COUNTY OR FDOT RIGHT-OF-WAYS IN ORDER TO ACCOMMODATE THE NEW ROADWAY INFRASTRUCTURE AND AVOID CONFLICTS. THE MIN

Project Location:

Project Status:

Project Financials:

Account	LTD Actuals	FY22 Current Budget	FY23 Funding	FY24 Funding	FY25 Funding	FY26 Funding	Total Project Cost
540 INTERNAL SERVICE CHARGES							
560650 CONSTRUCTION IN PROGRES	8,163	150,000					158,163
FUTURE BUDGETS			150,000	150,000	150,000	150,000	750,000
TOTAL:	8,163	150,000	150,000	150,000	150,000	150,000	908,163

CIP Project Detail

Project Number: 00065251 **Element:** 04 POTABLE WATER **Budget Expended:** 83%
Project Title: 17-92 Utility Relocations **Start Date:** **End Date:**
District: **Director:** TERRY MCCUE, ES
Function: 53 PHYSICAL ENVIRONMENT **Fund:** 40108 WATER & SEWER CAPITAL IMPROVEM
Sales Tax Referendum: N/A **BU Type:** 20 CIP
Department: 08 ES UTILITIES **Program:** 08 UTILITIES ENGINEERING

Project Scope:

UTILITY RELOCATION PROJECTS ARE NECESSARY TO REMOVE, REPLACE OR RELOCATE THE EXISTING WATER, WASTEWATER AND/OR RECLAIMED INFRASTRUCTURE WITHIN COUNTY OR FDOT RIGHT-OF-WAYS IN ORDER TO ACCOMMODATE THE NEW ROADWAY INFRASTRUCTURE AND AVOID CONFLICTS. DESIGN

Project Location:

Project Status:

Project Financials:

Account	LTD Actuals	FY22 Current Budget	FY23 Funding	FY24 Funding	FY25 Funding	FY26 Funding	Total Project Cost
540 INTERNAL SERVICE CHARGES							
560650 CONSTRUCTION IN PROGRES	1,930,543	388,225					2,318,768
FUTURE BUDGETS							
TOTAL:	1,930,543	388,225					2,318,768

CIP Project Detail

Project Number: 00178312 **Element:** 04 POTABLE WATER **Budget Expended:** 0%

Project Title: GWL WTP DECOMMISSIONING **Start Date:** **End Date:**

District: **Director:** TERRY MCCUE, ES

Function: 53 PHYSICAL ENVIRONMENT **Fund:** 40108 WATER & SEWER CAPITAL IMPROVEM

Sales Tax Referendum: N/A **BU Type:** 20 CIP

Department: 08 ES UTILITIES **Program:** 08 UTILITIES ENGINEERING

Project Scope:

DECOMMISSIONING OF THE GREENWOOD LAKES WTP AFTER THE UPGRADES TO THE COUNTRY CLUB WTP ARE COMPLETED AND OPERATIONAL. - THIS PROJECT WILL PROVIDE MORE EFFICIENT USE OF RESOURCES AND CONSOLIDATE OPERATIONS. - COUNTRY CLUB - GREEN WOOD LAKES

Project Location:

Project Status:

Project Financials:

Account	LTD Actuals	FY22 Current Budget	FY23 Funding	FY24 Funding	FY25 Funding	FY26 Funding	Total Project Cost
530 OPERATING EXPENDITURES							
560650 CONSTRUCTION IN PROGRES	250	499,750					500,000
FUTURE BUDGETS							
TOTAL:	250	499,750					500,000

CIP Project Detail

Project Number: 00178313 **Element:** 04 POTABLE WATER **Budget Expended:** 1%

Project Title: COUNTRY CLUB WATER TREATMENT P **Start Date:** **End Date:**

District: **Director:** TERRY MCCUE, ES

Function: 53 PHYSICAL ENVIRONMENT **Fund:** 40108 WATER & SEWER CAPITAL IMPROVEM

Sales Tax Referendum: N/A **BU Type:** 20 CIP

Department: 08 ES UTILITIES **Program:** 08 UTILITIES ENGINEERING

Project Scope:

THE WATER TREATMENT PLANT PROJECTS ARE INTENDED TO MAINTAIN THE INTEGRITY AND RELIABILITY OF POTABLE WATER PRODUCTION INFRASTRUCTURE BY PROACTIVELY REHABILITATING AND/OR REPLACING AGED TREATMENT PROCESS EQUIPMENT AND/OR INFRASTRUCTURE. REHABILITATION AND R

Project Location:

Project Status:

Project Financials:

Account	LTD Actuals	FY22 Current Budget	FY23 Funding	FY24 Funding	FY25 Funding	FY26 Funding	Total Project Cost
560650 CONSTRUCTION IN PROGRES	21,869	478,131					500,000
FUTURE BUDGETS							2,288,500
TOTAL:	21,869	478,131					2,788,500

CIP Project Detail

Project Number: 00181605 **Element:** 04 POTABLE WATER **Budget Expended:** 5%

Project Title: YANKEE LAKE SWTF REHAB/REPLACE **Start Date:** **End Date:**

District: **Director:** TERRY MCCUE, ES

Function: 53 PHYSICAL ENVIRONMENT **Fund:** 40108 WATER & SEWER CAPITAL IMPROVEM

Sales Tax Referendum: N/A **BU Type:** 20 CIP

Department: 08 ES UTILITIES **Program:** 08 UTILITIES ENGINEERING

Project Scope:

THE WATER RECLAMATION FACILITIES PROJECTS ARE INTENDED TO MAINTAIN THE INTEGRITY AND RELIABILITY OF WASTEWATER TREATMENT INFRASTRUCTURE BY PROACTIVELY REHABILITATING AND/OR REPLACING AGED TREATMENT PROCESS EQUIPMENT AND/OR INFRASTRUCTURE. REPLACEMENT OF M

Project Location:

Project Status:

Project Financials:

Account	LTD Actuals	FY22 Current Budget	FY23 Funding	FY24 Funding	FY25 Funding	FY26 Funding	Total Project Cost
530 OPERATING EXPENDITURES	102,083						102,083
560650 CONSTRUCTION IN PROGRES	193,024	833,821					1,026,845
FUTURE BUDGETS			4,000,000	250,000	250,000	250,000	5,000,000
TOTAL:	295,107	833,821	4,000,000	250,000	250,000	250,000	6,128,928

CIP Project Detail

Project Number: 00195209 **Element:** 04 POTABLE WATER **Budget Expended:** 30%
Project Title: YLK WRF REHAB/REPLACEMENT **Start Date:** **End Date:**
District: **Director:** TERRY MCCUE, ES
Function: 53 PHYSICAL ENVIRONMENT **Fund:** 40108 WATER & SEWER CAPITAL IMPROVEM
Sales Tax Referendum: N/A **BU Type:** 20 CIP
Department: 08 ES UTILITIES **Program:** 08 UTILITIES ENGINEERING

Project Scope:

THE WATER RECLAMATION FACILITIES PROJECTS ARE INTENDED TO MAINTAIN THE INTEGRITY AND RELIABILITY OF WASTEWATER TREATMENT INFRASTRUCTURE BY PROACTIVELY REHABILITATING AND/OR REPLACING AGED TREATMENT PROCESS EQUIPMENT AND/OR INFRASTRUCTURE. REPLACEMENT OF A

Project Location:

Project Status:

Project Financials:

Account	LTD Actuals	FY22 Current Budget	FY23 Funding	FY24 Funding	FY25 Funding	FY26 Funding	Total Project Cost
540 INTERNAL SERVICE CHARGES							
560650 CONSTRUCTION IN PROGRES	1,747,702	4,082,899					5,830,601
560651 PROJECT MANAGEMENT	9,885						9,885
FUTURE BUDGETS							
TOTAL:	1,757,586	4,082,899					5,840,485

CIP Project Detail

Project Number: 00195718 **Element:** 04 POTABLE WATER **Budget Expended:** 11%
Project Title: SER WTP OZONE SIDESTREAM **Start Date:** **End Date:**
District: **Director:** TERRY MCCUE, ES
Function: 53 PHYSICAL ENVIRONMENT **Fund:** 40108 WATER & SEWER CAPITAL IMPROVEM
Sales Tax Referendum: N/A **BU Type:** 20 CIP
Department: 08 ES UTILITIES **Program:** 08 UTILITIES ENGINEERING

Project Scope:

THE WATER TREATMENT PLANT PROJECTS ARE INTENDED TO MAINTAIN THE INTEGRITY AND RELIABILITY OF POTABLE WATER PRODUCTION INFRASTRUCTURE BY PROACTIVELY REHABILITATING AND/OR REPLACING AGED TREATMENT PROCESS EQUIPMENT AND/OR INFRASTRUCTURE. THE PURPOSE OF THIS

Project Location:

Project Status:

Project Financials:

Account	LTD Actuals	FY22 Current Budget	FY23 Funding	FY24 Funding	FY25 Funding	FY26 Funding	Total Project Cost
530 OPERATING EXPENDITURES	54,038	56,815					110,853
560650 CONSTRUCTION IN PROGRES		389,147					389,147
FUTURE BUDGETS							
TOTAL:	54,038	445,962					500,000

CIP Project Detail

Project Number: 00195785 **Element:** 04 POTABLE WATER **Budget Expended:** 24%
Project Title: SER R & R **Start Date:** **End Date:**
District: **Director:** TERRY MCCUE, ES
Function: 53 PHYSICAL ENVIRONMENT **Fund:** 40108 WATER & SEWER CAPITAL IMPROVEM
Sales Tax Referendum: N/A **BU Type:** 20 CIP
Department: 08 ES UTILITIES **Program:** 08 UTILITIES ENGINEERING

Project Scope:

THE WATER TREATMENT PLANT PROJECTS ARE INTENDED TO MAINTAIN THE INTEGRITY AND RELIABILITY OF POTABLE WATER PRODUCTION INFRASTRUCTURE BY PROACTIVELY REHABILITATING AND/OR REPLACING AGED TREATMENT PROCESS EQUIPMENT AND/OR INFRASTRUCTURE. R&R AT THE SER WTP

Project Location:

Project Status:

Project Financials:

Account	LTD Actuals	FY22 Current Budget	FY23 Funding	FY24 Funding	FY25 Funding	FY26 Funding	Total Project Cost
560650 CONSTRUCTION IN PROGRES	79,327	250,000					329,327
FUTURE BUDGETS							
TOTAL:	79,327	250,000					329,327

CIP Project Detail

Project Number: 00201103 **Element:** 04 POTABLE WATER **Budget Expended:** 39%
Project Title: CONSUMPTIVE USE PERMIT CONSOLI **Start Date:** **End Date:**
District: **Director:** TERRY MCCUE, ES
Function: 53 PHYSICAL ENVIRONMENT **Fund:** 40108 WATER & SEWER CAPITAL IMPROVEM
Sales Tax Referendum: N/A **BU Type:** 20 CIP
Department: 08 ES UTILITIES **Program:** 08 UTILITIES ENGINEERING

Project Scope:

THE WATER TREATMENT PLANT PROJECTS ARE INTENDED TO MAINTAIN THE INTEGRITY AND RELIABILITY OF POTABLE WATER PRODUCTION INFRASTRUCTURE BY PROACTIVELY REHABILITATING AND/OR REPLACING AGED TREATMENT PROCESS EQUIPMENT AND/OR INFRASTRUCTURE. PERMITTING ACTIVITI

Project Location:

Project Status:

Project Financials:

Account	LTD Actuals	FY22 Current Budget	FY23 Funding	FY24 Funding	FY25 Funding	FY26 Funding	Total Project Cost
530 OPERATING EXPENDITURES	506,402	826,638					1,333,040
540 INTERNAL SERVICE CHARGES							
560650 CONSTRUCTION IN PROGRES	18,975						18,975
FUTURE BUDGETS							
TOTAL:	525,376	826,638					1,352,015

CIP Project Detail

Project Number: 00203206 **Element:** 04 POTABLE WATER **Budget Expended:** 9%

Project Title: APPLE VALLEY TRANSMISSION MAIN **Start Date:** **End Date:**

District: **Director:** TERRY MCCUE, ES

Function: 53 PHYSICAL ENVIRONMENT **Fund:** 40108 WATER & SEWER CAPITAL IMPROVEM

Sales Tax Referendum: N/A **BU Type:** 20 CIP

Department: 08 ES UTILITIES **Program:** 08 UTILITIES ENGINEERING

Project Scope:

THE PROJECTS INCLUDE IMPROVEMENTS TO THE WATER DISTRIBUTION SYSTEM FOR RELIABILITY, CAPACITY, DEFICIENCY AND/OR RENEWAL & REPLACEMENT (R&R). RELOCATION OF 14-INCH WATER TRANSMISSION MAIN CROSSING I-4 WHICH CONNECTS THE EAST AND WEST SEGMENTS OF THE APPLE

Project Location:

Project Status:

Project Financials:

Account	LTD Actuals	FY22 Current Budget	FY23 Funding	FY24 Funding	FY25 Funding	FY26 Funding	Total Project Cost
540 INTERNAL SERVICE CHARGES							
560650 CONSTRUCTION IN PROGRES	38,729	371,823					410,553
FUTURE BUDGETS							
TOTAL:	38,729	371,823					410,553

CIP Project Detail

Project Number: 00203213 **Element:** 04 POTABLE WATER **Budget Expended:** 3%

Project Title: LAKE HAYES WTP PARTIAL DECOM **Start Date:** **End Date:**

District: **Director:** TERRY MCCUE, ES

Function: 53 PHYSICAL ENVIRONMENT **Fund:** 40108 WATER & SEWER CAPITAL IMPROVEM

Sales Tax Referendum: N/A **BU Type:** 20 CIP

Department: 08 ES UTILITIES **Program:** 08 UTILITIES ENGINEERING

Project Scope:

THE WATER TREATMENT PLANT PROJECTS ARE INTENDED TO MAINTAIN THE INTEGRITY AND RELIABILITY OF POTABLE WATER PRODUCTION INFRASTRUCTURE BY PROACTIVELY REHABILITATING AND/OR REPLACING AGED TREATMENT PROCESS EQUIPMENT AND/OR INFRASTRUCTURE. DECOMMISSIONING AND

Project Location:

Project Status:

Project Financials:

Account	LTD Actuals	FY22 Current Budget	FY23 Funding	FY24 Funding	FY25 Funding	FY26 Funding	Total Project Cost
530 OPERATING EXPENDITURES	7,839	292,161					300,000
FUTURE BUDGETS							
TOTAL:	7,839	292,161					300,000

CIP Project Detail

Project Number: 00203311 **Element:** 04 POTABLE WATER **Budget Expended:** 0%

Project Title: LAKE HARRIET WATER TREATMENT P **Start Date:** **End Date:**

District: **Director:** TERRY MCCUE, ES

Function: 53 PHYSICAL ENVIRONMENT **Fund:** 40108 WATER & SEWER CAPITAL IMPROVEM

Sales Tax Referendum: N/A **BU Type:** 20 CIP

Department: 08 ES UTILITIES **Program:** 08 UTILITIES ENGINEERING

Project Scope:

THE WATER TREATMENT PLANT PROJECTS ARE INTENDED TO MAINTAIN THE INTEGRITY AND RELIABILITY OF POTABLE WATER PRODUCTION INFRASTRUCTURE BY PROACTIVELY REHABILITATING AND/OR REPLACING AGED TREATMENT PROCESS EQUIPMENT AND/OR INFRASTRUCTURE. DECOMMISSIONING OF

Project Location:

Project Status:

Project Financials:

Account	LTD Actuals	FY22 Current Budget	FY23 Funding	FY24 Funding	FY25 Funding	FY26 Funding	Total Project Cost
530 OPERATING EXPENDITURES		150,000					150,000
FUTURE BUDGETS							
TOTAL:		150,000					150,000

CIP Project Detail

Project Number: 00203313 **Element:** 04 POTABLE WATER **Budget Expended:** 0%

Project Title: LAKE BRANTLEY WATER TREATMENT **Start Date:** **End Date:**

District: **Director:** TERRY MCCUE, ES

Function: 53 PHYSICAL ENVIRONMENT **Fund:** 40108 WATER & SEWER CAPITAL IMPROVEM

Sales Tax Referendum: N/A **BU Type:** 20 CIP

Department: 08 ES UTILITIES **Program:** 08 UTILITIES ENGINEERING

Project Scope:

THE WATER TREATMENT PLANT PROJECTS ARE INTENDED TO MAINTAIN THE INTEGRITY AND RELIABILITY OF POTABLE WATER PRODUCTION INFRASTRUCTURE BY PROACTIVELY REHABILITATING AND/OR REPLACING AGED TREATMENT PROCESS EQUIPMENT AND/OR INFRASTRUCTURE. LAKE BRANTLEY WATER

Project Location:

Project Status:

Project Financials:

Account	LTD Actuals	FY22 Current Budget	FY23 Funding	FY24 Funding	FY25 Funding	FY26 Funding	Total Project Cost
530 OPERATING EXPENDITURES		150,000					150,000
FUTURE BUDGETS							
TOTAL:		150,000					150,000

CIP Project Detail

Project Number: 00203315 **Element:** 04 POTABLE WATER **Budget Expended:** 17%
Project Title: DRUID HILLS WATER TREATMENT PL **Start Date:** **End Date:**
District: **Director:** TERRY MCCUE, ES
Function: 53 PHYSICAL ENVIRONMENT **Fund:** 40108 WATER & SEWER CAPITAL IMPROVEM
Sales Tax Referendum: N/A **BU Type:** 20 CIP
Department: 08 ES UTILITIES **Program:** 08 UTILITIES ENGINEERING

Project Scope:

THE WATER TREATMENT PLANT PROJECTS ARE INTENDED TO MAINTAIN THE INTEGRITY AND RELIABILITY OF POTABLE WATER PRODUCTION INFRASTRUCTURE BY PROACTIVELY REHABILITATING AND/OR REPLACING AGED TREATMENT PROCESS EQUIPMENT AND/OR INFRASTRUCTURE. DRUID HILLS WATER T

Project Location:

Project Status:

Project Financials:

Account	LTD Actuals	FY22 Current Budget	FY23 Funding	FY24 Funding	FY25 Funding	FY26 Funding	Total Project Cost
530 OPERATING EXPENDITURES	63,638	316,362					380,000
FUTURE BUDGETS							
TOTAL:	63,638	316,362					380,000

CIP Project Detail

Project Number: 00203317 **Element:** 04 POTABLE WATER **Budget Expended:** 16%
Project Title: APPLE VALLEY WATER TREATMENT P **Start Date:** **End Date:**
District: **Director:** TERRY MCCUE, ES
Function: 53 PHYSICAL ENVIRONMENT **Fund:** 40108 WATER & SEWER CAPITAL IMPROVEM
Sales Tax Referendum: N/A **BU Type:** 20 CIP
Department: 08 ES UTILITIES **Program:** 08 UTILITIES ENGINEERING

Project Scope:

THE WATER TREATMENT PLANT PROJECTS ARE INTENDED TO MAINTAIN THE INTEGRITY AND RELIABILITY OF POTABLE WATER PRODUCTION INFRASTRUCTURE BY PROACTIVELY REHABILITATING AND/OR REPLACING AGED TREATMENT PROCESS EQUIPMENT AND/OR INFRASTRUCTURE. APPLE VALLEY WATER

Project Location:

Project Status:

Project Financials:

Account	LTD Actuals	FY22 Current Budget	FY23 Funding	FY24 Funding	FY25 Funding	FY26 Funding	Total Project Cost
530 OPERATING EXPENDITURES	39,855	210,145					250,000
FUTURE BUDGETS							
TOTAL:	39,855	210,145					250,000

CIP Project Detail

Project Number: 00216704 **Element:** 04 POTABLE WATER **Budget Expended:** 0%

Project Title: HEATHROW WATER TREATMENT PLANT **Start Date:** **End Date:**

District: **Director:** TERRY MCCUE, ES

Function: 53 PHYSICAL ENVIRONMENT **Fund:** 40108 WATER & SEWER CAPITAL IMPROVEM

Sales Tax Referendum: N/A **BU Type:** 20 CIP

Department: 08 ES UTILITIES **Program:** 08 UTILITIES ENGINEERING

Project Scope:

THE WATER TREATMENT PLANT PROJECTS ARE INTENDED TO MAINTAIN THE INTEGRITY AND RELIABILITY OF POTABLE WATER PRODUCTION INFRASTRUCTURE BY PROACTIVELY REHABILITATING AND/OR REPLACING AGED TREATMENT PROCESS EQUIPMENT AND/OR INFRASTRUCTURE. HEATHROW WATER TREA

Project Location:

Project Status:

Project Financials:

Account	LTD Actuals	FY22 Current Budget	FY23 Funding	FY24 Funding	FY25 Funding	FY26 Funding	Total Project Cost
530 OPERATING EXPENDITURES							
560650 CONSTRUCTION IN PROGRES		880,000					880,000
FUTURE BUDGETS							
TOTAL:		880,000					880,000

CIP Project Detail

Project Number: 00216732 **Element:** 04 POTABLE WATER **Budget Expended:** 12%
Project Title: MARKHAM WTP REHAB AND REP **Start Date:** **End Date:**
District: **Director:** TERRY MCCUE, ES
Function: 53 PHYSICAL ENVIRONMENT **Fund:** 40108 WATER & SEWER CAPITAL IMPROVEM
Sales Tax Referendum: N/A **BU Type:** 20 CIP
Department: 08 ES UTILITIES **Program:** 08 UTILITIES ENGINEERING

Project Scope:

THE WATER TREATMENT PLANT PROJECTS ARE INTENDED TO MAINTAIN THE INTEGRITY AND RELIABILITY OF POTABLE WATER PRODUCTION INFRASTRUCTURE BY PROACTIVELY REHABILITATING AND/OR REPLACING AGED TREATMENT PROCESS EQUIPMENT AND/OR INFRASTRUCTURE. REPLACEMENT OF ABOVE

Project Location:

Project Status:

Project Financials:

Account	LTD Actuals	FY22 Current Budget	FY23 Funding	FY24 Funding	FY25 Funding	FY26 Funding	Total Project Cost
560650 CONSTRUCTION IN PROGRES	612,452	745,094					1,357,546
FUTURE BUDGETS							3,804,000
TOTAL:	612,452	745,094					5,161,546

CIP Project Detail

Project Number: 00227458 **Element:** 04 POTABLE WATER **Budget Expended:** 0%

Project Title: GWL CAPACITY EXPANSION **Start Date:** **End Date:**

District: **Director:** TERRY MCCUE, ES

Function: 53 PHYSICAL ENVIRONMENT **Fund:** 40108 WATER & SEWER CAPITAL IMPROVEM

Sales Tax Referendum: N/A **BU Type:** 20 CIP

Department: 08 ES UTILITIES **Program:** 08 UTILITIES ENGINEERING

Project Scope:

THE WATER RECLAMATION FACILITIES PROJECTS ARE INTENDED TO MAINTAIN THE INTEGRITY AND RELIABILITY OF WASTEWATER TREATMENT INFRASTRUCTURE BY PROACTIVELY REHABILITATING AND/OR REPLACING AGED TREATMENT PROCESS EQUIPMENT AND/OR INFRASTRUCTURE. DESIGN AND CONST

Project Location:

Project Status:

Project Financials:

Account	LTD Actuals	FY22 Current Budget	FY23 Funding	FY24 Funding	FY25 Funding	FY26 Funding	Total Project Cost
560650 CONSTRUCTION IN PROGRES		100,000					100,000
FUTURE BUDGETS				3,778,500	3,778,500		7,557,000
TOTAL:		100,000		3,778,500	3,778,500		7,657,000

CIP Project Detail

Project Number: 00243505 **Element:** 04 POTABLE WATER **Budget Expended:** 19%
Project Title: INDIAN HILL WATER TREATMENT PL **Start Date:** **End Date:**
District: **Director:** TERRY MCCUE, ES
Function: 53 PHYSICAL ENVIRONMENT **Fund:** 40108 WATER & SEWER CAPITAL IMPROVEM
Sales Tax Referendum: N/A **BU Type:** 20 CIP
Department: 08 ES UTILITIES **Program:** 08 UTILITIES ENGINEERING

Project Scope:

THE WATER TREATMENT PLANT PROJECTS ARE INTENDED TO MAINTAIN THE INTEGRITY AND RELIABILITY OF POTABLE WATER PRODUCTION INFRASTRUCTURE BY PROACTIVELY REHABILITATING AND/OR REPLACING AGED TREATMENT PROCESS EQUIPMENT AND/OR INFRASTRUCTURE. RECONSTRUCTION OF T

Project Location:

Project Status:

Project Financials:

Account	LTD Actuals	FY22 Current Budget	FY23 Funding	FY24 Funding	FY25 Funding	FY26 Funding	Total Project Cost
530 OPERATING EXPENDITURES							
560650 CONSTRUCTION IN PROGRES	288,603	233,140					521,743
FUTURE BUDGETS			200,000	200,000	200,000	200,000	1,000,000
TOTAL:	288,603	233,140	200,000	200,000	200,000	200,000	1,521,743

CIP Project Detail

Project Number: 00243506 **Element:** 04 POTABLE WATER **Budget Expended:** 0%

Project Title: LYNWOOD WTF REHAB/REPLACE **Start Date:** **End Date:**

District: **Director:** TERRY MCCUE, ES

Function: 53 PHYSICAL ENVIRONMENT **Fund:** 40108 WATER & SEWER CAPITAL IMPROVEM

Sales Tax Referendum: N/A **BU Type:** 20 CIP

Department: 08 ES UTILITIES **Program:** 08 UTILITIES ENGINEERING

Project Scope:

THE WATER TREATMENT PLANT PROJECTS ARE INTENDED TO MAINTAIN THE INTEGRITY AND RELIABILITY OF POTABLE WATER PRODUCTION INFRASTRUCTURE BY PROACTIVELY REHABILITATING AND/OR REPLACING AGED TREATMENT PROCESS EQUIPMENT AND/OR INFRASTRUCTURE. REPLACEMENT OF EXIS

Project Location:

Project Status:

Project Financials:

Account	LTD Actuals	FY22 Current Budget	FY23 Funding	FY24 Funding	FY25 Funding	FY26 Funding	Total Project Cost
560650 CONSTRUCTION IN PROGRES		200,000					200,000
FUTURE BUDGETS						1,722,000	1,922,000
TOTAL:		200,000				1,722,000	2,122,000

CIP Project Detail

Project Number: 00255203 **Element:** 04 POTABLE WATER **Budget Expended:** 38%
Project Title: UTILITIES MASTER PLAN **Start Date:** **End Date:**
District: **Director:** TERRY MCCUE, ES
Function: 53 PHYSICAL ENVIRONMENT **Fund:** 40108 WATER & SEWER CAPITAL IMPROVEM
Sales Tax Referendum: N/A **BU Type:** 20 CIP
Department: 08 ES UTILITIES **Program:** 08 UTILITIES ENGINEERING

Project Scope:

THE WATER TREATMENT PLANT PROJECTS ARE INTENDED TO MAINTAIN THE INTEGRITY AND RELIABILITY OF POTABLE WATER PRODUCTION INFRASTRUCTURE BY PROACTIVELY REHABILITATING AND/OR REPLACING AGED TREATMENT PROCESS EQUIPMENT AND/OR INFRASTRUCTURE. SCOPE OF PROJECT IS

Project Location:

Project Status:

Project Financials:

Account	LTD Actuals	FY22 Current Budget	FY23 Funding	FY24 Funding	FY25 Funding	FY26 Funding	Total Project Cost
530 OPERATING EXPENDITURES	1,203,364	499,359					1,702,723
FUTURE BUDGETS							1,500,000
TOTAL:	1,203,364	499,359					3,202,723

CIP Project Detail

Project Number: 00283009 **Element:** 04 POTABLE WATER **Budget Expended:** 0%

Project Title: WATER SYSTEM AUDIT AND LEAK DE **Start Date:** **End Date:**

District: **Director:** TERRY MCCUE, ES

Function: 53 PHYSICAL ENVIRONMENT **Fund:** 40108 WATER & SEWER CAPITAL IMPROVEM

Sales Tax Referendum: N/A **BU Type:** 20 CIP

Department: 08 ES UTILITIES **Program:** 08 UTILITIES ENGINEERING

Project Scope:

THE PROJECTS INCLUDE IMPROVEMENTS TO THE WATER DISTRIBUTION SYSTEM FOR RELIABILITY, CAPACITY, DEFICIENCY AND/OR RENEWAL & REPLACEMENT (R&R). PROACTIVE IDENTIFICATION AND PRIORITIZATION OF WATER MAINS THAT NEED REPLACEMENT BASED ON LEAK DETECTION TESTING -

Project Location:

Project Status:

Project Financials:

Account	LTD Actuals	FY22 Current Budget	FY23 Funding	FY24 Funding	FY25 Funding	FY26 Funding	Total Project Cost
530 OPERATING EXPENDITURES		160,000					160,000
540 INTERNAL SERVICE CHARGES							
FUTURE BUDGETS							150,000
TOTAL:		160,000					310,000

CIP Project Detail

Project Number: 02108043 **Element:** 04 POTABLE WATER **Budget Expended:** 0%

Project Title: ASR CONVERSION (POTABLE TO REC **Start Date:** **End Date:**

District: **Director:** TERRY MCCUE, ES

Function: 53 PHYSICAL ENVIRONMENT **Fund:** 40108 WATER & SEWER CAPITAL IMPROVEM

Sales Tax Referendum: N/A **BU Type:** 20 CIP

Department: 08 ES UTILITIES **Program:** 08 UTILITIES ENGINEERING

Project Scope:

THE NEW CENTRAL FLORIDA WATER INITIATIVE (CFWI) RULES RESTRICT GROUNDWATER ALLOCATION FROM THE UPPER FLORIDAN AQUIFER (UFA) FOR PUBLIC SUPPLY TO 2025 DEMONSTRATED DEMANDS. FUTURE WATER ALLOCATION SHALL BE FROM ALTERNATIVE WATER SUPPLY (AWS) PROJECT. SCESD

Project Location:

Project Status:

Project Financials:

Account	LTD Actuals	FY22 Current Budget	FY23 Funding	FY24 Funding	FY25 Funding	FY26 Funding	Total Project Cost
530 OPERATING EXPENDITURES							
560650 CONSTRUCTION IN PROGRES	16,906	83,094					100,000
FUTURE BUDGETS				4,100,000			4,100,000
TOTAL:	16,906	83,094		4,100,000			4,200,000

CIP Project Detail

Project Number: 02108055 **Element:** 04 POTABLE WATER **Budget Expended:** 6%

Project Title: HIGHLAND PINES UTILITIES UPGRA **Start Date:** **End Date:**

District: **Director:** TERRY MCCUE, ES

Function: 53 PHYSICAL ENVIRONMENT **Fund:** 40108 WATER & SEWER CAPITAL IMPROVEM

Sales Tax Referendum: N/A **BU Type:** 20 CIP

Department: 08 ES UTILITIES **Program:** 08 UTILITIES ENGINEERING

Project Scope:

WASTEWATER COLLECTION AND WASTEWATER TRANSMISSION PROJECTS REQUIRED BY FDEP. WATER AND SEWER SYSTEM UPGRADES IN HIGHLAND PARK

Project Location:

Project Status:

Project Financials:

Account	LTD Actuals	FY22 Current Budget	FY23 Funding	FY24 Funding	FY25 Funding	FY26 Funding	Total Project Cost
560650 CONSTRUCTION IN PROGRES	131,721	2,245,543					2,377,264
FUTURE BUDGETS							
TOTAL:	131,721	2,245,543					2,377,264

CIP Project Detail

Project Number: 02108059 **Element:** 04 POTABLE WATER **Budget Expended:** 0%
Project Title: SLAVIA RD RELOCATION **Start Date:** **End Date:**
District: **Director:** TERRY MCCUE, ES
Function: 53 PHYSICAL ENVIRONMENT **Fund:** 40108 WATER & SEWER CAPITAL IMPROVEM
Sales Tax Referendum: N/A **BU Type:** 20 CIP
Department: 08 ES UTILITIES **Program:** 08 UTILITIES ENGINEERING

Project Scope:

UTILITY RELOCATION PROJECTS ARE NECESSARY TO REMOVE, REPLACE OR RELOCATE THE EXISTING WATER, WASTEWATER AND/OR RECLAIMED INFRASTRUCTURE WITHIN COUNTY OR FDOT RIGHT-OF-WAYS IN ORDER TO ACCOMMODATE THE NEW ROADWAY INFRASTRUCTURE AND AVOID CONFLICTS. UTILITY

Project Location:

Project Status:

Project Financials:

Account	LTD Actuals	FY22 Current Budget	FY23 Funding	FY24 Funding	FY25 Funding	FY26 Funding	Total Project Cost
560650 CONSTRUCTION IN PROGRES		250,000					250,000
FUTURE BUDGETS						1,500,000	1,500,000
TOTAL:		250,000				1,500,000	1,750,000

CIP Project Detail

Project Number: 02208022 **Element:** 04 POTABLE WATER **Budget Expended:** 0%

Project Title: REGIONAL WATER SUPPLY PLANNING **Start Date:** **End Date:**

District: **Director:** TERRY MCCUE, ES

Function: 53 PHYSICAL ENVIRONMENT **Fund:** 40108 WATER & SEWER CAPITAL IMPROVEM

Sales Tax Referendum: N/A **BU Type:** 20 CIP

Department: 08 ES UTILITIES **Program:** 08 UTILITIES ENGINEERING

Project Scope:

Participate in CFWI RWSPs, CFWI rulemaking, MFL evaluations and annual MFL priority waterbody list updates. Keep current on SJRWMD CUP renewal activities with other permittees.

Project Location:

Project Status:

Project Financials:

Account	LTD Actuals	FY22 Current Budget	FY23 Funding	FY24 Funding	FY25 Funding	FY26 Funding	Total Project Cost
530 OPERATING EXPENDITURES		50,000					50,000
FUTURE BUDGETS			50,000	50,000	50,000	50,000	250,000
TOTAL:		50,000	50,000	50,000	50,000	50,000	300,000

CIP Project Detail

Project Number: 02208024 **Element:** 04 POTABLE WATER **Budget Expended:** 0%

Project Title: WELL DEEPEN FEASIBILITY SER 3 **Start Date:** **End Date:**

District: **Director:** TERRY MCCUE, ES

Function: 53 PHYSICAL ENVIRONMENT **Fund:** 40108 WATER & SEWER CAPITAL IMPROVEM

Sales Tax Referendum: N/A **BU Type:** 20 CIP

Department: 08 ES UTILITIES **Program:** 08 UTILITIES ENGINEERING

Project Scope:

Deepening production well SER-3 to evaluate groundwater quality and aquifer capacity conditions for deepening other SER UFA wells to LFA wells.

Project Location:

Project Status:

Project Financials:

Account	LTD Actuals	FY22 Current Budget	FY23 Funding	FY24 Funding	FY25 Funding	FY26 Funding	Total Project Cost
530 OPERATING EXPENDITURES		590,000					590,000
FUTURE BUDGETS							
TOTAL:		590,000					590,000

CIP Project Detail

Project Number: 02208025 **Element:** 04 POTABLE WATER **Budget Expended:** 0%

Project Title: OXFORD WATER MAIN IMPROVEMENTS **Start Date:** **End Date:**

District: **Director:** TERRY MCCUE, ES

Function: 53 PHYSICAL ENVIRONMENT **Fund:** 40108 WATER & SEWER CAPITAL IMPROVEM

Sales Tax Referendum: N/A **BU Type:** 20 CIP

Department: 08 ES UTILITIES **Program:** 08 UTILITIES ENGINEERING

Project Scope:

Includes portion of Hazen design for water mains impacted by widening plus new mains on St. Johns Circle (8", 1,800 ft.), main to storage units (8", 1,000 ft.), Fernwood Blvd. (8", 400 lf. And 12", 600 lf.), new main behind SR 436 fronting shopping center

Project Location:

Project Status:

Project Financials:

Account	LTD Actuals	FY22 Current Budget	FY23 Funding	FY24 Funding	FY25 Funding	FY26 Funding	Total Project Cost
560650 CONSTRUCTION IN PROGRES		2,128,000					2,128,000
FUTURE BUDGETS							
TOTAL:		2,128,000					2,128,000

CIP Project Detail

Project Number: 02208026 **Element:** 04 POTABLE WATER **Budget Expended:** 0%

Project Title: RINEHART RD VALVES AND FLOW **Start Date:** **End Date:**

Disctrict: **Director:** TERRY MCCUE, ES

Function: 53 PHYSICAL ENVIRONMENT **Fund:** 40108 WATER & SEWER CAPITAL IMPROVEM

Sales Tax Referendum: N/A **BU Type:** 20 CIP

Department: 08 ES UTILITIES **Program:** 08 UTILITIES ENGINEERING

Project Scope:

Install isolation valves on the 16-inch-diameter Rinehart Road force main.

Project Location:

Project Status:

Project Financials:

Account	LTD Actuals	FY22 Current Budget	FY23 Funding	FY24 Funding	FY25 Funding	FY26 Funding	Total Project Cost
560650 CONSTRUCTION IN PROGRES		500,000					500,000
FUTURE BUDGETS							
TOTAL:		500,000					500,000

CIP Project Detail

Project Number: 02208027 **Element:** 04 POTABLE WATER **Budget Expended:** 0%
Project Title: REPLACEMENT OF PS 291 **Start Date:** **End Date:**
Disctrict: **Director:** TERRY MCCUE, ES
Function: 53 PHYSICAL ENVIRONMENT **Fund:** 40108 WATER & SEWER CAPITAL IMPROVEM
Sales Tax Referendum: N/A **BU Type:** 20 CIP
Department: 08 ES UTILITIES **Program:** 08 UTILITIES ENGINEERING
Project Scope:
 Replacement of PS 291 (Lake Howell Estates No.1).

Project Location:

Project Status:

Project Financials:

Account	LTD Actuals	FY22 Current Budget	FY23 Funding	FY24 Funding	FY25 Funding	FY26 Funding	Total Project Cost
560650 CONSTRUCTION IN PROGRES		2,150,000					2,150,000
FUTURE BUDGETS							
TOTAL:		2,150,000					2,150,000

CIP Project Detail

Project Number: 02208029 **Element:** 04 POTABLE WATER **Budget Expended:** 0%

Project Title: 17-92/PRAIRIE LAKE WATER MAIN **Start Date:** **End Date:**

District: **Director:** TERRY MCCUE, ES

Function: 53 PHYSICAL ENVIRONMENT **Fund:** 40108 WATER & SEWER CAPITAL IMPROVEM

Sales Tax Referendum: N/A **BU Type:** 20 CIP

Department: 08 ES UTILITIES **Program:** 08 UTILITIES ENGINEERING

Project Scope:

Construct 600 feet of new 8-inch-diameter water main crossing US 17-92 at Prairie Lake Dr.

Project Location:

Project Status:

Project Financials:

Account	LTD Actuals	FY22 Current Budget	FY23 Funding	FY24 Funding	FY25 Funding	FY26 Funding	Total Project Cost
560650 CONSTRUCTION IN PROGRES		250,000					250,000
FUTURE BUDGETS							
TOTAL:		250,000					250,000

CIP Project Detail

Project Number: 02208034 **Element:** 04 POTABLE WATER **Budget Expended:** 0%
Project Title: SER WTP - LOX TANK **Start Date:** **End Date:**
District: **Director:** TERRY MCCUE, ES
Function: 53 PHYSICAL ENVIRONMENT **Fund:** 40108 WATER & SEWER CAPITAL IMPROVEM
Sales Tax Referendum: N/A **BU Type:** 20 CIP
Department: 08 ES UTILITIES **Program:** 08 UTILITIES ENGINEERING
Project Scope:
 Second 9,000-gallon LOX tank

Project Location:

Project Status:

Project Financials:

Account	LTD Actuals	FY22 Current Budget	FY23 Funding	FY24 Funding	FY25 Funding	FY26 Funding	Total Project Cost
560650 CONSTRUCTION IN PROGRES		535,000					535,000
FUTURE BUDGETS							
TOTAL:		535,000					535,000

CIP Project Detail

Project Number: 02208035 **Element:** 04 POTABLE WATER **Budget Expended:** 0%
Project Title: INDIAN HILLS GST **Start Date:** **End Date:**
District: **Director:** TERRY MCCUE, ES
Function: 53 PHYSICAL ENVIRONMENT **Fund:** 40108 WATER & SEWER CAPITAL IMPROVEM
Sales Tax Referendum: N/A **BU Type:** 20 CIP
Department: 08 ES UTILITIES **Program:** 08 UTILITIES ENGINEERING
Project Scope:
 Construct 1.0-MG GST at Indian Hills WTP

Project Location:

Project Status:

Project Financials:

Account	LTD Actuals	FY22 Current Budget	FY23 Funding	FY24 Funding	FY25 Funding	FY26 Funding	Total Project Cost
560650 CONSTRUCTION IN PROGRES		1,300,000					1,300,000
FUTURE BUDGETS							
TOTAL:		1,300,000					1,300,000

CIP Project Detail

Project Number: 02208037 **Element:** 04 POTABLE WATER **Budget Expended:** 0%
Project Title: WTP STORAGE TANK R&R **Start Date:** **End Date:**
District: **Director:** TERRY MCCUE, ES
Function: 53 PHYSICAL ENVIRONMENT **Fund:** 40108 WATER & SEWER CAPITAL IMPROVEM
Sales Tax Referendum: N/A **BU Type:** 20 CIP
Department: 08 ES UTILITIES **Program:** 08 UTILITIES ENGINEERING

Project Scope:
 The concrete tanks require repairs of minor leaks and cracks identified during inspection.

Project Location:

Project Status:

Project Financials:

Account	LTD Actuals	FY22 Current Budget	FY23 Funding	FY24 Funding	FY25 Funding	FY26 Funding	Total Project Cost
560650 CONSTRUCTION IN PROGRES		369,000					369,000
FUTURE BUDGETS							
TOTAL:		369,000					369,000

CIP Project Detail

Project Number: 02208039 **Element:** 04 POTABLE WATER **Budget Expended:** 0%
Project Title: HOLISTIC WATER POLICY **Start Date:** **End Date:**
District: 0 **Director:** TERRY MCCUE, ES
Function: 53 PHYSICAL ENVIRONMENT **Fund:** 40108 WATER & SEWER CAPITAL IMPROVEM
Sales Tax Referendum: N/A **BU Type:** 20 CIP
Department: 08 ES UTILITIES **Program:** 08 UTILITIES ENGINEERING
Project Scope:

Project Location:

Project Status:

Project Financials:

Account	LTD Actuals	FY22 Current Budget	FY23 Funding	FY24 Funding	FY25 Funding	FY26 Funding	Total Project Cost
530 OPERATING EXPENDITURES		330,000					330,000
FUTURE BUDGETS							
TOTAL:		330,000					330,000

CIP Project Detail

Project Number: 02208031 MARKHAM REGIONAL WTP - SECOND 9,000-GALLON LOX TANK
Element: 04 POTABLE WATER
Budget Expended: 0%

Project Title: MARKHAM REGIONAL WTP -SECOND 9,000-GALLON LOX TANK
Start Date:
End Date:

District:
Director: TERRY MCCUE, ES

Function: 53 PHYSICAL ENVIRONMENT
Fund: 40108 WATER & SEWER CAPITAL IMPROVEM

Sales Tax Referendum: N/A
BU Type: 20 CIP

Department: 08 ES UTILITIES
Program: 08 UTILITIES ENGINEERING

Project Scope:
 Second 9,000-gallon LOX tank

Project Location:

Project Status:

Project Financials:

Account	LTD Actuals	FY22 Current Budget	FY23 Funding	FY24 Funding	FY25 Funding	FY26 Funding	Total Project Cost
FUTURE BUDGETS			267,500	267,500			535,000
TOTAL:			267,500	267,500			535,000

CIP Project Detail

Project Number: 02208032 NWSA DBP FORMATION MANAGEMENT AND 4 LOG EVALUATION
Element: 04 POTABLE WATER
Budget Expended: 0%

Project Title: NWSA DBP FORMATION MANAGEMENT AND 4 LOG EVALUATION
Start Date:
End Date:

District:
Director: TERRY MCCUE, ES

Function: 53 PHYSICAL ENVIRONMENT
Fund: 40108 WATER & SEWER CAPITAL IMPROVEM

Sales Tax Referendum: N/A
BU Type: 20 CIP

Department: 08 ES UTILITIES
Program: 08 UTILITIES ENGINEERING

Project Scope:

This project will assess the formation of DBPs at the Markham Regional WTP including an evaluation of the TOC removal and disinfection processes.

Project Location:

Project Status:

Project Financials:

Account	LTD Actuals	FY22 Current Budget	FY23 Funding	FY24 Funding	FY25 Funding	FY26 Funding	Total Project Cost
FUTURE BUDGETS			75,000	75,000			150,000
TOTAL:			75,000	75,000			150,000

CIP Project Detail

Project Number: 02208033 LAKES HAYES BOOSTER PS **Element:** 04 POTABLE WATER **Budget Expended:** 0%

Project Title: LAKES HAYES BOOSTER PS **Start Date:** **End Date:**

Disctrict: **Director:** TERRY MCCUE, ES

Function: 53 PHYSICAL ENVIRONMENT **Fund:** 40108 WATER & SEWER CAPITAL IMPROVEM

Sales Tax Referendum: N/A **BU Type:** 20 CIP

Department: 08 ES UTILITIES **Program:** 08 UTILITIES ENGINEERING

Project Scope:
Construct booster PS on site of former WTP.

Project Location:

Project Status:

Project Financials:

Account	LTD Actuals	FY22 Current Budget	FY23 Funding	FY24 Funding	FY25 Funding	FY26 Funding	Total Project Cost
FUTURE BUDGETS					4,911,600		4,911,600
TOTAL:					4,911,600		4,911,600

CIP Project Detail

Project Number: 02208036 INDIAN HILLS HSP **Element:** 04 POTABLE WATER **Budget Expended:** 0%

Project Title: INDIAN HILLS HSP **Start Date:** **End Date:**

Disctrict: **Director:** TERRY MCCUE, ES

Function: 53 PHYSICAL ENVIRONMENT **Fund:** 40108 WATER & SEWER CAPITAL IMPROVEM

Sales Tax Referendum: N/A **BU Type:** 20 CIP

Department: 08 ES UTILITIES **Program:** 08 UTILITIES ENGINEERING

Project Scope:

Add 2.0-MGD HSP capacity at Indian Hills WTP

Project Location:

Project Status:

Project Financials:

Account	LTD Actuals	FY22 Current Budget	FY23 Funding	FY24 Funding	FY25 Funding	FY26 Funding	Total Project Cost
FUTURE BUDGETS			150,000				150,000
TOTAL:			150,000				150,000

CIP Project Detail

Project Number: WS-146

Element: 04 POTABLE WATER

Budget Expended: 0%

Project Title: BEAR LAKE RD. AND SR 436 WATER MAIN **Start Date:**

End Date:

Disctrict:

Director: TERRY MCCUE, ES

Function: 53 PHYSICAL ENVIRONMENT

Fund: 40108 WATER & SEWER CAPITAL IMPROVEM

Sales Tax Referendum: N/A

BU Type: 20 CIP

Department: 08 ES UTILITIES

Program: 08 UTILITIES ENGINEERING

Project Scope:

Construct 500 feet of 8-inch diameter water main along SR 436 and Bear Lake Rd. to Retzer Dr.

Project Location:

Project Status:

Project Financials:

Account	LTD Actuals	FY22 Current Budget	FY23 Funding	FY24 Funding	FY25 Funding	FY26 Funding	Total Project Cost
FUTURE BUDGETS						150,000	150,000
TOTAL:						150,000	150,000

CIP Project Detail

Project Number: WS-148 **Element:** 04 POTABLE WATER **Budget Expended:** 0%
Project Title: HAMPTON PARK PS UPGRADE **Start Date:** **End Date:**
District: 4 **Director:** TERRY MCCUE, ES
Function: 53 PHYSICAL ENVIRONMENT **Fund:** 40108 WATER & SEWER CAPITAL IMPROVEM
Sales Tax Referendum: N/A **BU Type:** 20 CIP
Department: 08 ES UTILITIES **Program:** 08 UTILITIES ENGINEERING

Project Scope:
 Upgrade the triplex submersible pump station PS NE005 (Hampton Park Master) to a firm capacity of 1,800 gpm at 100 feet TDH before flows start at flea market site.

Project Location:

Project Status:

Project Financials:

Account	LTD Actuals	FY22 Current Budget	FY23 Funding	FY24 Funding	FY25 Funding	FY26 Funding	Total Project Cost
FUTURE BUDGETS					200,000		200,000
TOTAL:					200,000		200,000

CIP Project Detail

Project Number: WS-149 **Element:** 04 POTABLE WATER **Budget Expended:** 0%
Project Title: HIGHLAND PINES UTILITIES UPGRADES - WATER **Start Date:** **End Date:**
Disctrict: **Director:** TERRY MCCUE, ES
Function: 53 PHYSICAL ENVIRONMENT **Fund:** 40108 WATER & SEWER CAPITAL IMPROVEM
Sales Tax Referendum: N/A **BU Type:** 20 CIP
Department: 08 ES UTILITIES **Program:** 08 UTILITIES ENGINEERING

Project Scope:

Upgrade of the water and sewer utilities - Replace potable water mains, replace potable water services from the new main to the customer meter, Provide new fire hydrants. This is potable water portion of the project. Wastewater collection work is in Fam

Project Location:

Project Status:

Project Financials:

Account	LTD Actuals	FY22 Current Budget	FY23 Funding	FY24 Funding	FY25 Funding	FY26 Funding	Total Project Cost
FUTURE BUDGETS				3,140,000			3,140,000
TOTAL:				3,140,000			3,140,000

CIP Project Detail

Project Number: WS-151 **Element:** 04 POTABLE WATER **Budget Expended:** 0%
Project Title: INDIAN HILLS WTP WATER MAIN **Start Date:** **End Date:**
District: 4 **Director:** TERRY MCCUE, ES
Function: 53 PHYSICAL ENVIRONMENT **Fund:** 40108 WATER & SEWER CAPITAL IMPROVEM
Sales Tax Referendum: N/A **BU Type:** 20 CIP
Department: 08 ES UTILITIES **Program:** 08 UTILITIES ENGINEERING

Project Scope:
 Construct 200 feet of new 16-inch-diameter water main discharging from the Indian Hills WTP

Project Location:

Project Status:

Project Financials:

Account	LTD Actuals	FY22 Current Budget	FY23 Funding	FY24 Funding	FY25 Funding	FY26 Funding	Total Project Cost
FUTURE BUDGETS					57,000		57,000
TOTAL:					57,000		57,000



CIP Project Detail

Project Number: WS-152 **Element:** 04 POTABLE WATER **Budget Expended:** 0%
Project Title: JESSICA DRIVE WATER MAIN **Start Date:** **End Date:**
District: 3 **Director:** TERRY MCCUE, ES
Function: 53 PHYSICAL ENVIRONMENT **Fund:** 40108 WATER & SEWER CAPITAL IMPROVEM
Sales Tax Referendum: N/A **BU Type:** 20 CIP
Department: 08 ES UTILITIES **Program:** 08 UTILITIES ENGINEERING

Project Scope:
 Construct 1,800 feet of replacement 10-inch-diameter water main along Jessica Dr.

Project Location:

Project Status:

Project Financials:

Account	LTD Actuals	FY22 Current Budget	FY23 Funding	FY24 Funding	FY25 Funding	FY26 Funding	Total Project Cost
FUTURE BUDGETS						414,000	414,000
TOTAL:						414,000	414,000

CIP Project Detail

Project Number: WS-154

Element: 04 POTABLE WATER

Budget Expended: 0%

Project Title: RECHARGE/ASR/UNDERGROUND
INJECTION EXPLORATORY WELL

Start Date:

End Date:

Disctrict: 5

Director: TERRY MCCUE, ES

Function: 53 PHYSICAL ENVIRONMENT

Fund: 40108 WATER & SEWER CAPITAL IMPROVEM

Sales Tax Referendum: N/A

BU Type: 20 CIP

Department: 08 ES UTILITIES

Program: 08 UTILITIES ENGINEERING

Project Scope:

Construct recharge exploratory well at Yankee Lake to include testing for AR, ASR, and deep well injection for concentrate disposal.

Project Location:

Project Status:

Project Financials:

Account	LTD Actuals	FY22 Current Budget	FY23 Funding	FY24 Funding	FY25 Funding	FY26 Funding	Total Project Cost
FUTURE BUDGETS			3,500,000				3,500,000
TOTAL:			3,500,000				3,500,000



CIP Project Detail

Project Number: WS-159

Element: 04 POTABLE WATER

Budget Expended: 0%

Project Title: US17-92 WEST NEIGHBORHOOD WATER
MAIN UPGRADES (FERN PARK)

Start Date:

End Date:

Disctrict: 4

Director: TERRY MCCUE, ES

Function: 53 PHYSICAL ENVIRONMENT

Fund: 40108 WATER & SEWER CAPITAL IMPROVEM

Sales Tax Referendum: N/A

BU Type: 20 CIP

Department: 08 ES UTILITIES

Program: 08 UTILITIES ENGINEERING

Project Scope:

Construct 15,000 feet of new 6-inch-diameter water main in area west of US 17-92.

Project Location:

Project Status:

Project Financials:

Account	LTD Actuals	FY22 Current Budget	FY23 Funding	FY24 Funding	FY25 Funding	FY26 Funding	Total Project Cost
FUTURE BUDGETS					3,375,000		3,375,000
TOTAL:					3,375,000		3,375,000

CIP Project Detail

Project Number: WS-160

Element: 04 POTABLE WATER

Budget Expended: 0%

Project Title: WELL DEEPENING - SER 1

Start Date:

End Date:

Disctrict: 1

Director: TERRY MCCUE, ES

Function: 53 PHYSICAL ENVIRONMENT

Fund: 40108 WATER & SEWER CAPITAL IMPROVEM

Sales Tax Referendum: N/A

BU Type: 20 CIP

Department: 08 ES UTILITIES

Program: 08 UTILITIES ENGINEERING

Project Scope:

Well SER 1 Deepening

Project Location:

Project Status:

Project Financials:

Account	LTD Actuals	FY22 Current Budget	FY23 Funding	FY24 Funding	FY25 Funding	FY26 Funding	Total Project Cost
FUTURE BUDGETS							850,000
TOTAL:							850,000

CIP Project Detail

Project Number: 00021716 **Element:** 05 SANITARY SEWER **Budget Expended:** 10%
Project Title: OVERSIZING & EXTENSION-SANITAR **Start Date:** **End Date:**
District: **Director:** TERRY MCCUE, ES
Function: 53 PHYSICAL ENVIRONMENT **Fund:** 40108 WATER & SEWER CAPITAL IMPROVEM
Sales Tax Referendum: N/A **BU Type:** 20 CIP
Department: 08 ES UTILITIES **Program:** 08 UTILITIES ENGINEERING

Project Scope:

SANITARY SEWER OVERSIZING & EXTENSIONS ARE A SERIES OF PROJECTS WHICH OVERSIZE OR EXTEND, AS NECESSARY SEWER MAINS AND RECLAIMED WATER MAINS THAT ARE DEVELOPER CONSTRUCTED IN SUPPORT OF THE COUNTY'S UTILITY MASTER PLAN. DESIGN AND CONSTRUCTION REIMBURSEME

Project Location:

Project Status:

Project Financials:

Account	LTD Actuals	FY22 Current Budget	FY23 Funding	FY24 Funding	FY25 Funding	FY26 Funding	Total Project Cost
540 INTERNAL SERVICE CHARGES							
560650 CONSTRUCTION IN PROGRES	33,479	50,000					83,479
FUTURE BUDGETS			50,000	50,000	50,000	50,000	250,000
TOTAL:	33,479	50,000	50,000	50,000	50,000	50,000	333,479

CIP Project Detail

Project Number: 00056606 **Element:** 05 SANITARY SEWER **Budget Expended:** 0%

Project Title: LAKE MONROE WATER TREATMENT DE **Start Date:** **End Date:**

District: **Director:** TERRY MCCUE, ES

Function: 53 PHYSICAL ENVIRONMENT **Fund:** 40108 WATER & SEWER CAPITAL IMPROVEM

Sales Tax Referendum: N/A **BU Type:** 20 CIP

Department: 08 ES UTILITIES **Program:** 08 UTILITIES ENGINEERING

Project Scope:

THE WATER TREATMENT PLANT PROJECTS ARE INTENDED TO MAINTAIN THE INTEGRITY AND RELIABILITY OF POTABLE WATER PRODUCTION INFRASTRUCTURE BY PROACTIVELY REHABILITATING AND/OR REPLACING AGED TREATMENT PROCESS EQUIPMENT AND/OR INFRASTRUCTURE. DECOMMISSIONING OF

Project Location:

Project Status:

Project Financials:

Account	LTD Actuals	FY22 Current Budget	FY23 Funding	FY24 Funding	FY25 Funding	FY26 Funding	Total Project Cost
530 OPERATING EXPENDITURES							
560650 CONSTRUCTION IN PROGRES		300,000					300,000
FUTURE BUDGETS							
TOTAL:		300,000					300,000

CIP Project Detail

Project Number: 00065239 **Element:** 05 SANITARY SEWER **Budget Expended:** 5%
Project Title: OXFORD ROAD GRAVITY MAIN **Start Date:** **End Date:**
District: **Director:** TERRY MCCUE, ES
Function: 53 PHYSICAL ENVIRONMENT **Fund:** 40108 WATER & SEWER CAPITAL IMPROVEM
Sales Tax Referendum: N/A **BU Type:** 20 CIP
Department: 08 ES UTILITIES **Program:** 08 UTILITIES ENGINEERING

Project Scope:

DESIGN FOR RELOCATION OF POTABLE WATER AND WASTEWATER INFRASTRUCTURE TO SUPPORT PUBLIC WORKS CIP PROJECT TO IMPROVE OXFORD ROAD FROM SR 17-92 TO FERNWOOD BLVD. - UTILITY RELOCATIONS REQUIRED TO ACCOMMODATE PUBLIC WORKS PROJECT TO IMPROVE OXFORD RD. - OXFO

Project Location:

Project Status:

Project Financials:

Account	LTD Actuals	FY22 Current Budget	FY23 Funding	FY24 Funding	FY25 Funding	FY26 Funding	Total Project Cost
530 OPERATING EXPENDITURES							
540 INTERNAL SERVICE CHARGES							
560650 CONSTRUCTION IN PROGRES	449,224	4,006,715					4,455,939
560680 CONSTRUCTION & DESIGN							
FUTURE BUDGETS			3,842,000				3,842,000
TOTAL:	449,224	4,006,715	3,842,000				8,297,939

CIP Project Detail

Project Number: 00065284 **Element:** 05 SANITARY SEWER **Budget Expended:** 10%
Project Title: ORANGE BLVD FORCE MAIN EXT **Start Date:** **End Date:**
District: **Director:** TERRY MCCUE, ES
Function: 53 PHYSICAL ENVIRONMENT **Fund:** 40108 WATER & SEWER CAPITAL IMPROVEM
Sales Tax Referendum: N/A **BU Type:** 20 CIP
Department: 08 ES UTILITIES **Program:** 08 UTILITIES ENGINEERING

Project Scope:

UTILITY RELOCATION PROJECTS ARE NECESSARY TO REMOVE, REPLACE OR RELOCATE THE EXISTING WATER, WASTEWATER AND/OR RECLAIMED INFRASTRUCTURE WITHIN COUNTY OR FDOT RIGHT-OF-WAYS IN ORDER TO ACCOMMODATE THE NEW ROADWAY INFRASTRUCTURE AND AVOID CONFLICTS. EXTENSI

Project Location:

Project Status:

Project Financials:

Account	LTD Actuals	FY22 Current Budget	FY23 Funding	FY24 Funding	FY25 Funding	FY26 Funding	Total Project Cost
560650 CONSTRUCTION IN PROGRES	516,073	3,814,725					4,330,798
560680 CONSTRUCTION & DESIGN	184,581						184,581
FUTURE BUDGETS			2,200,000				2,200,000
TOTAL:	700,654	3,814,725	2,200,000				6,715,379

CIP Project Detail

Project Number: 00065285 **Element:** 05 SANITARY SEWER **Budget Expended:** 5%
Project Title: COUNTRY CLUB HEIGHT GRAV MAIN **Start Date:** **End Date:**
Disctrict: **Director:** TERRY MCCUE, ES
Function: 53 PHYSICAL ENVIRONMENT **Fund:** 40108 WATER & SEWER CAPITAL IMPROVEM
Sales Tax Referendum: N/A **BU Type:** 20 CIP
Department: 08 ES UTILITIES **Program:** 08 UTILITIES ENGINEERING

Project Scope:

REHABILITATION OF GRAVITY SEWER MAIN WITHIN THE COUNTRY CLUB HEIGHTS SUBDIVISION. THE SCOPE ALSO INCLUDES EVALUATION OF WATER MAINS. - REHABILITATION OF GRAVITY SEWER MAIN NECESSARY DUE TO HIGHER FREQUENCY OF REPAIRS WITHIN THE COUNTRY CLUB HEIGHTS SUBDIV

Project Location:

Project Status:

Project Financials:

Account	LTD Actuals	FY22 Current Budget	FY23 Funding	FY24 Funding	FY25 Funding	FY26 Funding	Total Project Cost
560650 CONSTRUCTION IN PROGRES	327,627	3,836,707					4,164,334
FUTURE BUDGETS			3,115,000				3,115,000
TOTAL:	327,627	3,836,707	3,115,000				7,279,334

CIP Project Detail

Project Number: 00082924 **Element:** 05 SANITARY SEWER **Budget Expended:** 25%
Project Title: PUMP STATION UPGRADES **Start Date:** **End Date:**
District: **Director:** TERRY MCCUE, ES
Function: 53 PHYSICAL ENVIRONMENT **Fund:** 40108 WATER & SEWER CAPITAL IMPROVEM
Sales Tax Referendum: N/A **BU Type:** 20 CIP
Department: 08 ES UTILITIES **Program:** 08 UTILITIES ENGINEERING

Project Scope:

PUMP STATIONS IMPROVEMENTS RELATED TO CAPACITY, DEFICIENCY AND/OR RENEWAL & REPLACEMENT (R&R). THE PUMP STATION UPGRADES WILL CONSIST OF THE DESIGN, PERMITTING AND CONSTRUCTION OF ANNUAL PUMP STATION UPGRADES INCLUDING WET WELL REHAB, CONTROL PANELS, CONC

Project Location:

Project Status:

Project Financials:

Account	LTD Actuals	FY22 Current Budget	FY23 Funding	FY24 Funding	FY25 Funding	FY26 Funding	Total Project Cost
530 OPERATING EXPENDITURES	41,594	41,594					83,187
540 INTERNAL SERVICE CHARGES							
560650 CONSTRUCTION IN PROGRES	4,823,406	3,876,638					8,700,045
560651 PROJECT MANAGEMENT	6,799						6,799
560680 CONSTRUCTION & DESIGN	18,174						18,174
FUTURE BUDGETS			1,750,000	1,750,000	1,750,000	2,700,000	10,650,000
TOTAL:	4,889,973	3,918,232	1,750,000	1,750,000	1,750,000	2,700,000	19,458,205

CIP Project Detail

Project Number: 00083116 **Element:** 05 SANITARY SEWER **Budget Expended:** 12%
Project Title: FORCE MAIN & AIR RELEASE VALVE **Start Date:** **End Date:**
District: **Director:** TERRY MCCUE, ES
Function: 53 PHYSICAL ENVIRONMENT **Fund:** 40108 WATER & SEWER CAPITAL IMPROVEM
Sales Tax Referendum: N/A **BU Type:** 20 CIP
Department: 08 ES UTILITIES **Program:** 08 UTILITIES ENGINEERING

Project Scope:

WASTEWATER COLLECTION AND WASTEWATER TRANSMISSION PROJECTS REQUIRED BY FDEP. ASSESSMENT OF CONDITION OF EXISTING FORCE MAINS AND AIR RELEASE VALVES SUSPECTED OF BEING IN DETERIORATED CONDITION DUE TO AGE OR REPAIR RECORDS. - PLAN IS TO PROACTIVELY REHABI

Project Location:

Project Status:

Project Financials:

Account	LTD Actuals	FY22 Current Budget	FY23 Funding	FY24 Funding	FY25 Funding	FY26 Funding	Total Project Cost
540 INTERNAL SERVICE CHARGES							
560650 CONSTRUCTION IN PROGRES	602,628	588,263					1,190,891
560651 PROJECT MANAGEMENT	5,502						5,502
FUTURE BUDGETS			765,000	765,000	590,000	890,000	3,900,000
TOTAL:	608,130	588,263	765,000	765,000	590,000	890,000	5,096,393

CIP Project Detail

Project Number: 00083120 **Element:** 05 SANITARY SEWER **Budget Expended:** 1%
Project Title: CR 427 FORCE MAIN REHAB **Start Date:** **End Date:**
Disctrict: **Director:** TERRY MCCUE, ES
Function: 53 PHYSICAL ENVIRONMENT **Fund:** 40103 CONNECTION FEES-SEWER
Sales Tax Referendum: N/A **BU Type:** 20 CIP
Department: 08 ES UTILITIES **Program:** 08 UTILITIES ENGINEERING

Project Scope:
 PROPOSED FM FOR THE INCREASING PIPE CAPACITY TO ACCOMMODATE ADDITIONAL 1.3 MGD FLOW IN THE NORTHEAST REGION TO GWLWRF - FUTURE DEVELOPMENT AROUND THE 5 POINTS COMPLEX DEVELOPMENT -

Project Location:

Project Status:

Project Financials:

Account	LTD Actuals	FY22 Current Budget	FY23 Funding	FY24 Funding	FY25 Funding	FY26 Funding	Total Project Cost
560650 CONSTRUCTION IN PROGRES	35,016	3,272,337					3,307,353
FUTURE BUDGETS							
TOTAL:	35,016	3,272,337					3,307,353

CIP Project Detail

Project Number: 00216426 **Element:** 05 SANITARY SEWER **Budget Expended:** 38%
Project Title: IRON BRIDGE AGREEMENT **Start Date:** **End Date:**
District: **Director:** TERRY MCCUE, ES
Function: 53 PHYSICAL ENVIRONMENT **Fund:** 40108 WATER & SEWER CAPITAL IMPROVEM
Sales Tax Referendum: N/A **BU Type:** 20 CIP
Department: 08 ES UTILITIES **Program:** 08 UTILITIES ENGINEERING

Project Scope:

THE WATER RECLAMATION FACILITIES PROJECTS ARE INTENDED TO MAINTAIN THE INTEGRITY AND RELIABILITY OF WASTEWATER TREATMENT INFRASTRUCTURE BY PROACTIVELY REHABILITATING AND/OR REPLACING AGED TREATMENT PROCESS EQUIPMENT AND/OR INFRASTRUCTURE. A FAMILIAL OF PR

Project Location:

Project Status:

Project Financials:

Account	LTD Actuals	FY22 Current Budget	FY23 Funding	FY24 Funding	FY25 Funding	FY26 Funding	Total Project Cost
530 OPERATING EXPENDITURES	7,484,108	6,180,588					13,664,696
540 INTERNAL SERVICE CHARGES							
560650 CONSTRUCTION IN PROGRES							
FUTURE BUDGETS			2,171,626	1,029,449		1,500,000	6,201,075
TOTAL:	7,484,108	6,180,588	2,171,626	1,029,449		1,500,000	19,865,771

CIP Project Detail

Project Number: 00227413 **Element:** 05 SANITARY SEWER **Budget Expended:** 0%

Project Title: GREENWOOD LAKES RAPID INFILTRA **Start Date:** **End Date:**

District: **Director:** TERRY MCCUE, ES

Function: 53 PHYSICAL ENVIRONMENT **Fund:** 40108 WATER & SEWER CAPITAL IMPROVEM

Sales Tax Referendum: N/A **BU Type:** 20 CIP

Department: 08 ES UTILITIES **Program:** 08 UTILITIES ENGINEERING

Project Scope:

THE PROJECTS INCLUDE EXPANSION TO THE EXISTING RECLAIMED WATER DISTRIBUTION SYSTEM FOR IRRIGATION, CAPACITY, AND/OR POTABLE REUSE. RELOCATION OF LYNWOOD EMERGENCY GENERATORS TO SUPPORT RECLAIMED WATER PUMPING SYSTEM. - RELIABILITY OF PUMPING SYSTEM IS NE

Project Location:

Project Status:

Project Financials:

Account	LTD Actuals	FY22 Current Budget	FY23 Funding	FY24 Funding	FY25 Funding	FY26 Funding	Total Project Cost
540 INTERNAL SERVICE CHARGES							
560650 CONSTRUCTION IN PROGRES	133	100,000					100,133
FUTURE BUDGETS							
TOTAL:	133	100,000					100,133

CIP Project Detail

Project Number: 00227416 **Element:** 05 SANITARY SEWER **Budget Expended:** 31%

Project Title: GREENWOOD LAKES WATER RECLAME **Start Date:** **End Date:**

District: **Director:** TERRY MCCUE, ES

Function: 53 PHYSICAL ENVIRONMENT **Fund:** 40108 WATER & SEWER CAPITAL IMPROVEM

Sales Tax Referendum: N/A **BU Type:** 20 CIP

Department: 08 ES UTILITIES **Program:** 08 UTILITIES ENGINEERING

Project Scope:

THE WATER RECLAMATION FACILITIES PROJECTS ARE INTENDED TO MAINTAIN THE INTEGRITY AND RELIABILITY OF WASTEWATER TREATMENT INFRASTRUCTURE BY PROACTIVELY REHABILITATING AND/OR REPLACING AGED TREATMENT PROCESS EQUIPMENT AND/OR INFRASTRUCTURE. REPLACEMENT OF O

Project Location:

Project Status:

Project Financials:

Account	LTD Actuals	FY22 Current Budget	FY23 Funding	FY24 Funding	FY25 Funding	FY26 Funding	Total Project Cost
530 OPERATING EXPENDITURES	236,116	236,116					472,233
540 INTERNAL SERVICE CHARGES							
560650 CONSTRUCTION IN PROGRES	1,172,946	2,903,014					4,075,960
560651 PROJECT MANAGEMENT	24,898						24,898
FUTURE BUDGETS							
TOTAL:	1,433,961	3,139,130					4,573,091

CIP Project Detail

Project Number: 00227420 **Element:** 05 SANITARY SEWER **Budget Expended:** 39%
Project Title: PUMP STATION GENERATORS (19) **Start Date:** **End Date:**
District: **Director:** TERRY MCCUE, ES
Function: 53 PHYSICAL ENVIRONMENT **Fund:** 40108 WATER & SEWER CAPITAL IMPROVEM
Sales Tax Referendum: N/A **BU Type:** 20 CIP
Department: 08 ES UTILITIES **Program:** 08 UTILITIES ENGINEERING

Project Scope:

PUMP STATIONS IMPROVEMENTS RELATED TO CAPACITY, DEFICIENCY AND/OR RENEWAL & REPLACEMENT (R&R). PUMP STATION GENERATORS (19) A PHASED ADDITION OF FIXED GENERATORS TO COUNTY OWNED PUMP STATIONS TO PROVIDE EMERGENCY POWER WHEN NEEDED. - THE PROJECT IS NECESS

Project Location:

Project Status:

Project Financials:

Account	LTD Actuals	FY22 Current Budget	FY23 Funding	FY24 Funding	FY25 Funding	FY26 Funding	Total Project Cost
530 OPERATING EXPENDITURES	2,400						2,400
560640 EQUIPMENT							
560642 EQUIPMENT >\$4999	176,090	1,800,680					1,976,770
560650 CONSTRUCTION IN PROGRES	2,862,116						2,862,116
FUTURE BUDGETS			1,500,000	1,500,000			3,000,000
TOTAL:	3,040,606	1,800,680	1,500,000	1,500,000			7,841,286

CIP Project Detail

Project Number: 00243509 **Element:** 05 SANITARY SEWER **Budget Expended:** 1%

Project Title: FACILITIES ADMIN ADD/EXPANSION **Start Date:** **End Date:**

District: **Director:** TERRY MCCUE, ES

Function: 53 PHYSICAL ENVIRONMENT **Fund:** 40108 WATER & SEWER CAPITAL IMPROVEM

Sales Tax Referendum: N/A **BU Type:** 20 CIP

Department: 08 ES UTILITIES **Program:** 08 WASTEWATER OPERATIONS

Project Scope:

THE WATER TREATMENT PLANT PROJECTS ARE INTENDED TO MAINTAIN THE INTEGRITY AND RELIABILITY OF POTABLE WATER PRODUCTION INFRASTRUCTURE BY PROACTIVELY REHABILITATING AND/OR REPLACING AGED TREATMENT PROCESS EQUIPMENT AND/OR INFRASTRUCTURE. EXPANSION OF THE EX

Project Location:

Project Status:

Project Financials:

Account	LTD Actuals	FY22 Current Budget	FY23 Funding	FY24 Funding	FY25 Funding	FY26 Funding	Total Project Cost
530 OPERATING EXPENDITURES	24,032	24,032					48,063
560650 CONSTRUCTION IN PROGRES		451,937					451,937
FUTURE BUDGETS					2,000,000	2,000,000	4,000,000
TOTAL:	24,032	475,968			2,000,000	2,000,000	4,500,000

CIP Project Detail

Project Number: 00283004 **Element:** 05 SANITARY SEWER **Budget Expended:** 42%
Project Title: SSNOCWTA INFILTRATION & INFLO **Start Date:** **End Date:**
District: **Director:** TERRY MCCUE, ES
Function: 53 PHYSICAL ENVIRONMENT **Fund:** 40108 WATER & SEWER CAPITAL IMPROVEM
Sales Tax Referendum: N/A **BU Type:** 20 CIP
Department: 08 ES UTILITIES **Program:** 08 UTILITIES ENGINEERING

Project Scope:

WASTEWATER COLLECTION AND WASTEWATER TRANSMISSION PROJECTS REQUIRED BY FDEP. SSNOCWTA INFILTRATION & INFLO ANNUAL ALLOCATION OF FUNDS TO UPGRADE SEWER MAINS AND LIFT STATIONS TO MITIGATE INFLOW AND INFILTRATION. - MITIGATION OF INFLOW AND INFILTRATION WI

Project Location:

Project Status:

Project Financials:

Account	LTD Actuals	FY22 Current Budget	FY23 Funding	FY24 Funding	FY25 Funding	FY26 Funding	Total Project Cost
530 OPERATING EXPENDITURES	386,779	1,123,382					1,510,161
540 INTERNAL SERVICE CHARGES							
560650 CONSTRUCTION IN PROGRES	560,404	159,179					719,583
560651 PROJECT MANAGEMENT	15						15
FUTURE BUDGETS							
TOTAL:	947,198	1,282,561					2,229,759

CIP Project Detail

Project Number: 00283005 **Element:** 05 SANITARY SEWER **Budget Expended:** 0%

Project Title: NW-RW-2 SYSTEM WIDE OPER EFFIC **Start Date:** **End Date:**

District: **Director:** TERRY MCCUE, ES

Function: 53 PHYSICAL ENVIRONMENT **Fund:** 40108 WATER & SEWER CAPITAL IMPROVEM

Sales Tax Referendum: N/A **BU Type:** 20 CIP

Department: 08 ES UTILITIES **Program:** 08 UTILITIES ENGINEERING

Project Scope:

THE PROJECTS INCLUDE EXPANSION TO THE EXISTING RECLAIMED WATER DISTRIBUTION SYSTEM FOR IRRIGATION, CAPACITY, AND/OR POTABLE REUSE. THIS PROJECT WILL PRODUCE A STRATEGY TO OPTIMIZE OPERATIONS, SYSTEM CONTROLS AND OPERATOR FLEXIBILITY OF THE RECLAIMED WATER

Project Location:

Project Status:

Project Financials:

Account	LTD Actuals	FY22 Current Budget	FY23 Funding	FY24 Funding	FY25 Funding	FY26 Funding	Total Project Cost
530 OPERATING EXPENDITURES							
540 INTERNAL SERVICE CHARGES							
560650 CONSTRUCTION IN PROGRES		858,000					858,000
FUTURE BUDGETS			858,000				858,000
TOTAL:		858,000	858,000				1,716,000

CIP Project Detail

Project Number: 02208028 **Element:** 05 SANITARY SEWER **Budget Expended:** 0%

Project Title: FORCE MAIN CONNECT PS291/SER **Start Date:** **End Date:**

District: **Director:** TERRY MCCUE, ES

Function: 53 PHYSICAL ENVIRONMENT **Fund:** 40108 WATER & SEWER CAPITAL IMPROVEM

Sales Tax Referendum: N/A **BU Type:** 20 CIP

Department: 08 ES UTILITIES **Program:** 08 UTILITIES ENGINEERING

Project Scope:

Construct 3,000 ft. of new 12-inch-diameter force main from the new PS 291 to connect to the existing 20 inch-diameter force main at the southwest corner of the SER WTP site that feeds into PS 319 (Consumers Master).

Project Location:

Project Status:

Project Financials:

Account	LTD Actuals	FY22 Current Budget	FY23 Funding	FY24 Funding	FY25 Funding	FY26 Funding	Total Project Cost
560650 CONSTRUCTION IN PROGRES		698,000					698,000
FUTURE BUDGETS							
TOTAL:		698,000					698,000

CIP Project Detail

Project Number: 02208030 **Element:** 05 SANITARY SEWER **Budget Expended:** 0%

Project Title: RECLAIMED WATER MAINS R&R-1 **Start Date:** **End Date:**

District: **Director:** TERRY MCCUE, ES

Function: 53 PHYSICAL ENVIRONMENT **Fund:** 40108 WATER & SEWER CAPITAL IMPROVEM

Sales Tax Referendum: N/A **BU Type:** 20 CIP

Department: 08 ES UTILITIES **Program:** 08 UTILITIES ENGINEERING

Project Scope:

Renewal & Replacement Model Output. Restoration or replacement of equipment that is at risk of failure due to its condition.

Project Location:

Project Status:

Project Financials:

Account	LTD Actuals	FY22 Current Budget	FY23 Funding	FY24 Funding	FY25 Funding	FY26 Funding	Total Project Cost
560650 CONSTRUCTION IN PROGRES		100,000					100,000
FUTURE BUDGETS			100,000	100,000	100,000	200,000	700,000
TOTAL:		100,000	100,000	100,000	100,000	200,000	800,000

CIP Project Detail

Project Number: WS-147

Element: 05 SANITARY SEWER

Budget Expended: 0%

Project Title: FLOW METER ON I4 FORCE MAIN

Start Date:

End Date:

District: 5

Director: TERRY MCCUE, ES

Function: 53 PHYSICAL ENVIRONMENT

Fund: 40108 WATER & SEWER CAPITAL IMPROVEM

Sales Tax Referendum: N/A

BU Type: 20 CIP

Department: 08 ES UTILITIES

Program: 08 UTILITIES ENGINEERING

Project Scope:

Install a flow meter with isolation valves and bypass on the 12-inch-diameter force main near I-4 and Seminole Town Center to measure flow from the City of Sanford.

Project Location:

Project Status:

Project Financials:

Account	LTD Actuals	FY22 Current Budget	FY23 Funding	FY24 Funding	FY25 Funding	FY26 Funding	Total Project Cost
FUTURE BUDGETS					200,000		200,000
TOTAL:					200,000		200,000

CIP Project Detail

Project Number: WS-155 **Element:** 05 SANITARY SEWER **Budget Expended:** 0%
Project Title: SSNOCWTA-FORCE MAIN 5 PTS TO MAITLAND **Start Date:** **End Date:**
Disctrict: **Director:** TERRY MCCUE, ES
Function: 53 PHYSICAL ENVIRONMENT **Fund:** 40108 WATER & SEWER CAPITAL IMPROVEM
Sales Tax Referendum: N/A **BU Type:** 20 CIP
Department: 08 ES UTILITIES **Program:** 08 UTILITIES ENGINEERING

Project Scope:
 SSNOCWTA - 5,500 feet of new 12-inch force main from Central Five PS connect to the SSNOCWTA Maitland force main.

Project Location:

Project Status:

Project Financials:

Account	LTD Actuals	FY22 Current Budget	FY23 Funding	FY24 Funding	FY25 Funding	FY26 Funding	Total Project Cost
FUTURE BUDGETS				2,600,000			2,600,000
TOTAL:				2,600,000			2,600,000

CIP Project Detail

Project Number: WS-156 **Element:** 05 SANITARY SEWER **Budget Expended:** 0%
Project Title: SSNOCWTA - PS 344 UPGRADES **Start Date:** **End Date:**
District: 4 **Director:** TERRY MCCUE, ES
Function: 53 PHYSICAL ENVIRONMENT **Fund:** 40108 WATER & SEWER CAPITAL IMPROVEM
Sales Tax Referendum: N/A **BU Type:** 20 CIP
Department: 08 ES UTILITIES **Program:** 08 UTILITIES ENGINEERING

Project Scope:
 SSNOCWTA - Modify PS 344 (Waverly) to a triplex PS with VFD equipped motors.

Project Location:

Project Status:

Project Financials:

Account	LTD Actuals	FY22 Current Budget	FY23 Funding	FY24 Funding	FY25 Funding	FY26 Funding	Total Project Cost
FUTURE BUDGETS				1,500,000			1,500,000
TOTAL:				1,500,000			1,500,000

CIP Project Detail

Project Number: WS-158

Element: 05 SANITARY SEWER

Budget Expended: 0%

Project Title: SSNOCWTA - UPGRADE CENTRAL FIVE PS PUMPS

Start Date:

End Date:

Disctrict: 4

Director: TERRY MCCUE, ES

Function: 53 PHYSICAL ENVIRONMENT

Fund: 40108 WATER & SEWER CAPITAL IMPROVEM

Sales Tax Referendum: N/A

BU Type: 20 CIP

Department: 08 ES UTILITIES

Program: 08 UTILITIES ENGINEERING

Project Scope:

SSNOCWTA - Upgrade Central Five PS Pumps.

Project Location:

Project Status:

Project Financials:

Account	LTD Actuals	FY22 Current Budget	FY23 Funding	FY24 Funding	FY25 Funding	FY26 Funding	Total Project Cost
FUTURE BUDGETS				70,000			70,000
TOTAL:				70,000			70,000

CIP Project Detail

Project Number: 00160803 **Element:** 06 SOLID WASTE **Budget Expended:** 14%
Project Title: LANDFILL ACCESS PAVING **Start Date:** **End Date:**
District: **Director:** TERRY MCCUE, ES
Function: 53 PHYSICAL ENVIRONMENT **Fund:** 40201 SOLID WASTE FUND
Sales Tax Referendum: N/A **BU Type:** 20 CIP
Department: 09 ES SOLID WASTE DEPT **Program:** 09 SW-COMPLIANCE & PROGRAM MAN

Project Scope:

PAVING OF LANDFILL ACCESS RAMPS AND INTERIOR ROADWAYS ON THE LANDFILL TO PROVIDE ACCESS TO THE WORKING FACE OF THE LANDFILL. - AS THE LANDFILL EXPANDS AND GROWS ACCESS RAMPS MUST BE CONSTRUCTED FOR THE HEAVY VEHICLES TO GAIN ACCESS TO THE WORKING FACE. AP

Project Location:

Project Status:

Project Financials:

Account	LTD Actuals	FY22 Current Budget	FY23 Funding	FY24 Funding	FY25 Funding	FY26 Funding	Total Project Cost
530 OPERATING EXPENDITURES	82,296	182,296					264,592
560650 CONSTRUCTION IN PROGRES		335,408					335,408
FUTURE BUDGETS							
TOTAL:	82,296	517,704					600,000

CIP Project Detail

Project Number: 00201902 **Element:** 06 SOLID WASTE **Budget Expended:** 42%
Project Title: TIPPING FLOOR RESURFACING **Start Date:** **End Date:**
District: **Director:** TERRY MCCUE, ES
Function: 53 PHYSICAL ENVIRONMENT **Fund:** 40201 SOLID WASTE FUND
Sales Tax Referendum: N/A **BU Type:** 20 CIP
Department: 09 ES SOLID WASTE DEPT **Program:** 09 SW-COMPLIANCE & PROGRAM MAN

Project Scope:

RENEWAL AND REHABILITATION IS NEEDED PERIODICALLY ON THE CENTRAL TRANSFER STATION TIPPING FLOOR. THE FLOOR HAS A WEAR SURFACE COMPOSED OF AN IRON-AGGREGATE CONCRETE. AS REFUSE IS PUSHED ON THE TIPPING FLOOR, THE SURFACE WEARS OUT OVER TIME. THE FLOOR NEED

Project Location:

Project Status:

Project Financials:

Account	LTD Actuals	FY22 Current Budget	FY23 Funding	FY24 Funding	FY25 Funding	FY26 Funding	Total Project Cost
530 OPERATING EXPENDITURES	52,320	52,320					104,640
540 INTERNAL SERVICE CHARGES							
560650 CONSTRUCTION IN PROGRES	1,012,459	1,423,483					2,435,941
FUTURE BUDGETS							
TOTAL:	1,064,779	1,475,803					2,540,582

CIP Project Detail

Project Number: 00216108 **Element:** 06 SOLID WASTE **Budget Expended:** 61%
Project Title: SOLID WASTE MGMT MASTER PLAN **Start Date:** **End Date:**
District: **Director:** TERRY MCCUE, ES
Function: 53 PHYSICAL ENVIRONMENT **Fund:** 40201 SOLID WASTE FUND
Sales Tax Referendum: N/A **BU Type:** 20 CIP
Department: 09 ES SOLID WASTE DEPT **Program:** 09 TRANSFER STATION

Project Scope:
 GENERATION OF AN INITIAL MASTER PLAN IN ORDER TO MAINTAIN CONSISTENT LEVELS OF SERVICE WHILE MANAGING GROWTH AND SUSTAINING REGULATORY COMPLIANCE. - AS THE COUNTY CONTINUES TO GROW THE QUANTITY OF WASTE WILL INCREASE IN PART DUE TO CONSTRUCTION AND MORE

Project Location:

Project Status:

Project Financials:

Account	LTD Actuals	FY22 Current Budget	FY23 Funding	FY24 Funding	FY25 Funding	FY26 Funding	Total Project Cost
530 OPERATING EXPENDITURES	274,184	175,816					450,000
FUTURE BUDGETS							
TOTAL:	274,184	175,816					450,000

CIP Project Detail

Project Number: 00244511 **Element:** 06 SOLID WASTE **Budget Expended:** 93%
Project Title: LANDFILL SCALEHOUSE **Start Date:** **End Date:**
District: **Director:** TERRY MCCUE, ES
Function: 53 PHYSICAL ENVIRONMENT **Fund:** 40201 SOLID WASTE FUND
Sales Tax Referendum: N/A **BU Type:** 20 CIP
Department: 09 ES SOLID WASTE DEPT **Program:** 09 SW-COMPLIANCE & PROGRAM MAN

Project Scope:

NEW FACILITY WITH MULTIPLE INBOUND SCALE LANES IS NEEDED. PROJECT WILL INCLUDE SCALEHOUSE, SCALES, AND AUTOMATED MANAGEMENT SYSTEM. PROJECT IS IN CONJUNCTION WITH #1608-01 LANDFILL ROADWAYS REPAIRS AND MAINTENANCE. - CURRENT FACILITY IS UNDERSIZED FOR CURR

Project Location:

Project Status:

Project Financials:

Account	LTD Actuals	FY22 Current Budget	FY23 Funding	FY24 Funding	FY25 Funding	FY26 Funding	Total Project Cost
530 OPERATING EXPENDITURES	26,786	19,115					45,901
540 INTERNAL SERVICE CHARGES							
560642 EQUIPMENT >\$4999	26,111						26,111
560650 CONSTRUCTION IN PROGRES	2,375,495	163,939					2,539,434
FUTURE BUDGETS							
TOTAL:	2,428,392	183,054					2,611,446

CIP Project Detail

Project Number: 00244515 **Element:** 06 SOLID WASTE **Budget Expended:** 1%

Project Title: CTS SCALE AUTOMATION UPGRADE **Start Date:** **End Date:**

Disctrict: **Director:** TERRY MCCUE, ES

Function: 53 PHYSICAL ENVIRONMENT **Fund:** 40201 SOLID WASTE FUND

Sales Tax Referendum: N/A **BU Type:** 20 CIP

Department: 09 ES SOLID WASTE DEPT **Program:** 09 TRANSFER STATION

Project Scope:

CENTRAL TRANSFER STATION SCALES AND AUXILLARY EQUIPMENT TO BE UPGRADED WITH RADIO FREQUENCY READERS AND TRANSPONDERS. ULTIMATELY CURRENT SCALES WILL NEED TO BE REPLACED AS THE CURRENT UNITS WILL BE OUTDATED AND/OR BEYOND REPAIR. - IMPROVE EFFICIENCY OF SCA

Project Location:

Project Status:

Project Financials:

Account	LTD Actuals	FY22 Current Budget	FY23 Funding	FY24 Funding	FY25 Funding	FY26 Funding	Total Project Cost
560650 CONSTRUCTION IN PROGRES	399	50,000					50,399
FUTURE BUDGETS							
TOTAL:	399	50,000					50,399

CIP Project Detail

Project Number: 00244516 **Element:** 06 SOLID WASTE **Budget Expended:** 38%
Project Title: OSCEOLA ROAD LANDFILL TELEMETR **Start Date:** **End Date:**
District: **Director:** TERRY MCCUE, ES
Function: 53 PHYSICAL ENVIRONMENT **Fund:** 40201 SOLID WASTE FUND
Sales Tax Referendum: N/A **BU Type:** 20 CIP
Department: 09 ES SOLID WASTE DEPT **Program:** 09 SW-COMPLIANCE & PROGRAM MAN

Project Scope:
 REPLACEMENT OF LEACHATE COLLECTION AND CONVEYANCE SYSTEM (LCCS) CONTROLS. LCCS IS A FORM OF SUPERVISORY CONTROL AND DATA ACQUISITION (SCADA) SYSTEM WHICH ALLOW FOR REMOTE MONITORING AND CONTROL OF VARIOUS SYSTEMS. - DUE TO THE AGE OF THE LCCS CONTROLS, AN

Project Location:

Project Status:

Project Financials:

Account	LTD Actuals	FY22 Current Budget	FY23 Funding	FY24 Funding	FY25 Funding	FY26 Funding	Total Project Cost
540 INTERNAL SERVICE CHARGES							
560650 CONSTRUCTION IN PROGRES	455,261	748,442					1,203,703
FUTURE BUDGETS							
TOTAL:	455,261	748,442					1,203,703

CIP Project Detail

Project Number: 00244517 **Element:** 06 SOLID WASTE **Budget Expended:** 66%
Project Title: TRANSFER STATION REFURBISHMENT **Start Date:** **End Date:**
District: **Director:** TERRY MCCUE, ES
Function: 53 PHYSICAL ENVIRONMENT **Fund:** 40201 SOLID WASTE FUND
Sales Tax Referendum: N/A **BU Type:** 20 CIP
Department: 09 ES SOLID WASTE DEPT **Program:** 09 SW-COMPLIANCE & PROGRAM MAN

Project Scope:

REFURBISHMENT OF FEATURES AT THE TRANSFER STATION, INCLUDING SECTIONS OF DRIVEWAY CONCRETE, ENTRANCE GATES, FIRE SPRINKLER SYSTEM, CCTV SYSTEM, PORTIONS OF THE BUILDING ENVELOPE, AND OTHER MISCELLANEOUS FEATURES. THESE ITEMS REQUIRE REPLACEMENT AND/OR REF

Project Location:

Project Status:

Project Financials:

Account	LTD Actuals	FY22 Current Budget	FY23 Funding	FY24 Funding	FY25 Funding	FY26 Funding	Total Project Cost
530 OPERATING EXPENDITURES	186,103	144,829					330,932
540 INTERNAL SERVICE CHARGES							
560650 CONSTRUCTION IN PROGRES	782,804	344,916					1,127,720
FUTURE BUDGETS							
TOTAL:	968,907	489,745					1,458,652

CIP Project Detail

Project Number: 00244520 **Element:** 06 SOLID WASTE **Budget Expended:** 41%
Project Title: LANDFILL LEACHATE TANKS **Start Date:** **End Date:**
District: **Director:** TERRY MCCUE, ES
Function: 53 PHYSICAL ENVIRONMENT **Fund:** 40201 SOLID WASTE FUND
Sales Tax Referendum: N/A **BU Type:** 20 CIP
Department: 09 ES SOLID WASTE DEPT **Program:** 09 SW-COMPLIANCE & PROGRAM MAN

Project Scope:
 COMPLIANCE INSPECTION OF LANDFILL LEACHATE TANKS. AND THE CORRELATING TANKER FILL SYSTEM AND COMPONENTS WITHIN. DESIGN, TECHNICAL SPECIFICATIONS AND REFURBISHMENT MAY RESULT DEPENDING ON FINDINGS OF INSPECTION. - LEACHATE IS REGULATED BY CH. 62-701 AND SY

Project Location:

Project Status:

Project Financials:

Account	LTD Actuals	FY22 Current Budget	FY23 Funding	FY24 Funding	FY25 Funding	FY26 Funding	Total Project Cost
530 OPERATING EXPENDITURES	103,676	79,177					182,854
540 INTERNAL SERVICE CHARGES							
560650 CONSTRUCTION IN PROGRES		67,146					67,146
FUTURE BUDGETS							
TOTAL:	103,676	146,324					250,000

CIP Project Detail

Project Number: 00244522 **Element:** 06 SOLID WASTE **Budget Expended:** 3%

Project Title: LANDFILL PUMP STATION REPLACEM **Start Date:** **End Date:**

District: **Director:** TERRY MCCUE, ES

Function: 53 PHYSICAL ENVIRONMENT **Fund:** 40201 SOLID WASTE FUND

Sales Tax Referendum: N/A **BU Type:** 20 CIP

Department: 09 ES SOLID WASTE DEPT **Program:** 09 SW-COMPLIANCE & PROGRAM MAN

Project Scope:

THE LANDFILL LEACHATE CONVENIENCE SYSTEM CONTAINS 3 PUMP STATIONS WITH 2 PUMPS PER STATION. THE PUMPS ARE PROJECTED TO REACH THE END OF THE USEFUL LIFE REQUIRING REPLACEMENT EVERY 5 YEARS. OTHER COMPONENTS WITHIN THE PUMP STATION ALSO REQUIRE REPLACEMENT

Project Location:

Project Status:

Project Financials:

Account	LTD Actuals	FY22 Current Budget	FY23 Funding	FY24 Funding	FY25 Funding	FY26 Funding	Total Project Cost
560650 CONSTRUCTION IN PROGRES	22,635	753,078					775,713
FUTURE BUDGETS			60,000				60,000
TOTAL:	22,635	753,078	60,000				835,713

CIP Project Detail

Project Number: 00244604 **Element:** 06 SOLID WASTE **Budget Expended:** 80%
Project Title: LANDFILL GAS SYSTEM EXPANSION **Start Date:** **End Date:**
District: **Director:** TERRY MCCUE, ES
Function: 53 PHYSICAL ENVIRONMENT **Fund:** 40201 SOLID WASTE FUND
Sales Tax Referendum: N/A **BU Type:** 20 CIP
Department: 09 ES SOLID WASTE DEPT **Program:** 09 SW-COMPLIANCE & PROGRAM MAN

Project Scope:

DESIGN, ENGINEER, PERMIT, AND CONSTRUCT REPAIR AND EXPANSION OF LANDFILL GAS COLLECTION SYSTEM IN ORDER TO MAINTAIN COMPLIANCE WITH ENVIRONMENTAL PROTECTION AGENCY (EPA) TITLE V REGULATIONS AND THE LANDFILL'S AIR PERMIT. - LANDFILL GAS SYSTEM MUST BE MAIN

Project Location:

Project Status:

Project Financials:

Account	LTD Actuals	FY22 Current Budget	FY23 Funding	FY24 Funding	FY25 Funding	FY26 Funding	Total Project Cost
530 OPERATING EXPENDITURES	86,957	86,957					173,913
540 INTERNAL SERVICE CHARGES							
560640 EQUIPMENT							
560650 CONSTRUCTION IN PROGRES	2,805,207	427,363					3,232,570
FUTURE BUDGETS			200,000				200,000
TOTAL:	2,892,164	514,319	200,000				3,606,483

CIP Project Detail

Project Number: 00281204 **Element:** 06 SOLID WASTE **Budget Expended:** 25%
Project Title: GENERAL LANDFILL REFURBISHMENT **Start Date:** **End Date:**
District: **Director:** TERRY MCCUE, ES
Function: 53 PHYSICAL ENVIRONMENT **Fund:** 40201 SOLID WASTE FUND
Sales Tax Referendum: N/A **BU Type:** 20 CIP
Department: 09 ES SOLID WASTE DEPT **Program:** 09 LANDFILL OPERATIONS PROGRAM

Project Scope:

REFURBISHMENT OF FEATURES AT THE LANDFILL OFFICE AREA, SPECIFICALLY ADDRESSING AN UNDERGROUND STORAGE TANK (VEHICLE MAINTENANCE SHOP FLOOR DRAIN DISCHARGE) AND REFURBISHMENT OF PORTIONS OF THE BUILDING ENVELOPES (OFFICE, SHOP AND STORAGE) ARE NEEDED TO EX

Project Location:

Project Status:

Project Financials:

Account	LTD Actuals	FY22 Current Budget	FY23 Funding	FY24 Funding	FY25 Funding	FY26 Funding	Total Project Cost
530 OPERATING EXPENDITURES	40,304	37,404					77,709
540 INTERNAL SERVICE CHARGES							
560650 CONSTRUCTION IN PROGRES	112,172	153,417					265,589
560680 CONSTRUCTION & DESIGN	7,491						7,491
FUTURE BUDGETS			300,000				300,000
TOTAL:	159,967	190,821	300,000				650,788

CIP Project Detail

Project Number: 00281205 **Element:** 06 SOLID WASTE **Budget Expended:** 4%

Project Title: LANDFILL RD & CITIZEN UPGRADE **Start Date:** **End Date:**

District: **Director:** TERRY MCCUE, ES

Function: 53 PHYSICAL ENVIRONMENT **Fund:** 40201 SOLID WASTE FUND

Sales Tax Referendum: N/A **BU Type:** 20 CIP

Department: 09 ES SOLID WASTE DEPT **Program:** 09 LANDFILL OPERATIONS PROGRAM

Project Scope:

UPGRADE THE CITIZEN'S AREA MAKING IT LARGER TO ALLOW CUSTOMERS TO UTILIZE THE FACILITY MORE EFFICIENTLY AND SAFELY. - THE CURRENT CITIZENS AREA CONSISTS OF A SINGLE BAY THAT IS IN NEED OF REPAIR DUE TO NORMAL WEAR AND TEAR. BY INCREASING THE NUMBER OF BAY

Project Location:

Project Status:

Project Financials:

Account	LTD Actuals	FY22 Current Budget	FY23 Funding	FY24 Funding	FY25 Funding	FY26 Funding	Total Project Cost
560642 EQUIPMENT >\$4999	25,480						25,480
560650 CONSTRUCTION IN PROGRES	26,648	1,247,872					1,274,520
FUTURE BUDGETS							
TOTAL:	52,128	1,247,872					1,300,000

CIP Project Detail

Project Number: 01785396 **Element:** 06 SOLID WASTE **Budget Expended:** 96%
Project Title: URBAN BEAR MANAGEMENT PLAN **Start Date:** **End Date:**
District: **Director:** TERRY MCCUE, ES
Function: 53 PHYSICAL ENVIRONMENT **Fund:** 40201 SOLID WASTE FUND
Sales Tax Referendum: N/A **BU Type:** 20 CIP
Department: 09 ES SOLID WASTE DEPT **Program:** 09 SW-COMPLIANCE & PROGRAM MAN

Project Scope:
 PROGRAM FOR RESIDENTS TO PURCHASE BEAR RESISTANT TRASH CANS AND COMPLY TO CERTAIN REQUIREMENTS BASED ON THE URBAN BEAR MANAGEMENT ORDINANCE.

Project Location:

Project Status:

Project Financials:

Account	LTD Actuals	FY22 Current Budget	FY23 Funding	FY24 Funding	FY25 Funding	FY26 Funding	Total Project Cost
530 OPERATING EXPENDITURES	754,633	33,860					788,493
FUTURE BUDGETS							
TOTAL:	754,633	33,860					788,493

CIP Project Detail

Project Number: 01909102 **Element:** 06 SOLID WASTE **Budget Expended:** 52%
Project Title: OSCEOLA ROAD BORROW PIT **Start Date:** **End Date:**
District: **Director:** TERRY MCCUE, ES
Function: 53 PHYSICAL ENVIRONMENT **Fund:** 40201 SOLID WASTE FUND
Sales Tax Referendum: N/A **BU Type:** 20 CIP
Department: 09 ES SOLID WASTE DEPT **Program:** 09 SW-COMPLIANCE & PROGRAM MAN
Project Scope:
 OSCEOLA ROAD BORROW PIT

Project Location:

Project Status:

Project Financials:

Account	LTD Actuals	FY22 Current Budget	FY23 Funding	FY24 Funding	FY25 Funding	FY26 Funding	Total Project Cost
530 OPERATING EXPENDITURES	63,755	59,011					122,766
FUTURE BUDGETS							
TOTAL:	63,755	59,011					122,766

CIP Project Detail

Project Number: 02109027 **Element:** 06 SOLID WASTE **Budget Expended:** 0%

Project Title: LANDFILL STORMWATER SYSTEM **Start Date:** **End Date:**

District: **Director:** TERRY MCCUE, ES

Function: 53 PHYSICAL ENVIRONMENT **Fund:** 40201 SOLID WASTE FUND

Sales Tax Referendum: N/A **BU Type:** 20 CIP

Department: 09 ES SOLID WASTE DEPT **Program:** 09 LANDFILL OPERATIONS PROGRAM

Project Scope:

ONE OF THE STORMWATER DISCHARGE PIPES THAT REMOVES STORMWATER FROM WITHIN THE NORTHERN PORTION OF THE SLURRY WALL WAS DAMAGED DURING REPAIR OF THE LEACHATE COLLECTION SYSTEM. THE PIPE PASSES THROUGH THE CEMENT-BENTONITE SLURRY WALL THAT SURROUNDS THE FAC

Project Location:

Project Status:

Project Financials:

Account	LTD Actuals	FY22 Current Budget	FY23 Funding	FY24 Funding	FY25 Funding	FY26 Funding	Total Project Cost
530 OPERATING EXPENDITURES		75,000					75,000
560680 CONSTRUCTION & DESIGN		50,000					50,000
FUTURE BUDGETS							
TOTAL:		125,000					125,000

CIP Project Detail

Project Number: 02109034 **Element:** 06 SOLID WASTE **Budget Expended:** 0%

Project Title: TRANSFER STATION SCALEHOUSE **Start Date:** **End Date:**

District: **Director:** TERRY MCCUE, ES

Function: 53 PHYSICAL ENVIRONMENT **Fund:** 40201 SOLID WASTE FUND

Sales Tax Referendum: N/A **BU Type:** 20 CIP

Department: 09 ES SOLID WASTE DEPT **Program:** 09 SW-COMPLIANCE & PROGRAM MAN

Project Scope:

REFURBISH REPAIR DESIGN, ENGINEER, PERMIT, AND CONSTRUCT REPAIR THE SCALEHOUSE AND PURCHASE THREE SCALES AT CTS.

Project Location:

Project Status:

Project Financials:

Account	LTD Actuals	FY22 Current Budget	FY23 Funding	FY24 Funding	FY25 Funding	FY26 Funding	Total Project Cost
560650 CONSTRUCTION IN PROGRES		900,000					900,000
FUTURE BUDGETS							
TOTAL:		900,000					900,000

CIP Project Detail

Project Number: 02209016 **Element:** 06 SOLID WASTE **Budget Expended:** 0%
Project Title: A1-JON 600 COMPACTOR 1 **Start Date:** **End Date:**
Disctrict: **Director:** TERRY MCCUE, ES
Function: 53 PHYSICAL ENVIRONMENT **Fund:** 40201 SOLID WASTE FUND
Sales Tax Referendum: N/A **BU Type:** 20 CIP
Department: 09 ES SOLID WASTE DEPT **Program:** 09 LANDFILL OPERATIONS PROGRAM
Project Scope:
A1-JON 600 COMPACTOR 1

Project Location:

Project Status:

Project Financials:

Account	LTD Actuals	FY22 Current Budget	FY23 Funding	FY24 Funding	FY25 Funding	FY26 Funding	Total Project Cost
560642 EQUIPMENT >\$4999		918,000					918,000
FUTURE BUDGETS							
TOTAL:		918,000					918,000

CIP Project Detail

Project Number: 02209017 **Element:** 06 SOLID WASTE **Budget Expended:** 0%
Project Title: A1-JON 600 COMPACTOR 2 **Start Date:** **End Date:**
District: **Director:** TERRY MCCUE, ES
Function: 53 PHYSICAL ENVIRONMENT **Fund:** 40201 SOLID WASTE FUND
Sales Tax Referendum: N/A **BU Type:** 20 CIP
Department: 09 ES SOLID WASTE DEPT **Program:** 09 LANDFILL OPERATIONS PROGRAM
Project Scope:
 A1-JON 600 COMPACTOR 2

Project Location:

Project Status:

Project Financials:

Account	LTD Actuals	FY22 Current Budget	FY23 Funding	FY24 Funding	FY25 Funding	FY26 Funding	Total Project Cost
560642 EQUIPMENT >\$4999		918,000					918,000
FUTURE BUDGETS							
TOTAL:		918,000					918,000

CIP Project Detail

Project Number: 01785404 **Element:** 07 PUBLIC SAFETY **Budget Expended:** 0%

Project Title: WINTER SPRG FIRE IMP FEE FS28 **Start Date:** **End Date:**

District: **Director:** MATT KINLEY, FIRE

Function: 52 PUBLIC SAFETY **Fund:** 11200 FIRE PROTECTION FUND

Sales Tax Referendum: N/A **BU Type:** 20 CIP

Department: 05 FIRE DEPT **Program:** 05 EMS/FIRE/RESCUE

Project Scope:
WINTER SPRG FIRE IMP FEE FS28

Project Location:

Project Status:

Project Financials:

Account	LTD Actuals	FY22 Current Budget	FY23 Funding	FY24 Funding	FY25 Funding	FY26 Funding	Total Project Cost
560610 LAND							
599994 RESERVE FOR CAPITAL		2,667,009					2,667,009
FUTURE BUDGETS							
TOTAL:		2,667,009					2,667,009

CIP Project Detail

Project Number: 01785962 **Element:** 07 PUBLIC SAFETY **Budget Expended:** 0%

Project Title: JUVENILE ASSESSMENT CENTER **Start Date:** **End Date:**

District: **Director:** JEAN JREIJ, PW

Function: 52 PUBLIC SAFETY **Fund:** 00112 MAJOR PROJECTS FUND

Sales Tax Referendum: N/A **BU Type:** 20 CIP

Department: 07 PUBLIC WORKS DEPT **Program:** 07 CAPITAL PROJECTS DELIVERY

Project Scope:
JUVENILE ASMNT CENTER

Project Location:

Project Status:

Project Financials:

Account	LTD Actuals	FY22 Current Budget	FY23 Funding	FY24 Funding	FY25 Funding	FY26 Funding	Total Project Cost
560650 CONSTRUCTION IN PROGRES		3,010,000					3,010,000
FUTURE BUDGETS							
TOTAL:		3,010,000					3,010,000

CIP Project Detail

Project Number: 01785964 **Element:** 07 PUBLIC SAFETY **Budget Expended:** 15%
Project Title: JUVENILE ASMNT CENTER **Start Date:** **End Date:**
District: **Director:** JEAN JREIJ, PW
Function: 52 PUBLIC SAFETY **Fund:** 11541 2001 INFRASTRUCTURE SALES TAX
Sales Tax Referendum: 2B MAJOR ROAD SYSTEM PROJECTS **BU Type:** 20 CIP
Department: 07 PUBLIC WORKS DEPT **Program:** 07 CAPITAL PROJECTS DELIVERY
Project Scope:
 JUVENILE ASMNT CENTER

Project Location:

Project Status:

Project Financials:

Account	LTD Actuals	FY22 Current Budget	FY23 Funding	FY24 Funding	FY25 Funding	FY26 Funding	Total Project Cost
530 OPERATING EXPENDITURES	114,709	68,635					183,344
560650 CONSTRUCTION IN PROGRES	184,392	1,626,688					1,811,081
FUTURE BUDGETS							
TOTAL:	299,102	1,695,323					1,994,425

CIP Project Detail

Project Number: 02005012 **Element:** 07 PUBLIC SAFETY **Budget Expended:** 8%

Project Title: FIRE STATION 39 SANFORD-LK MRY **Start Date:** **End Date:**

District: **Director:** MATT KINLEY, FIRE

Function: 52 PUBLIC SAFETY **Fund:** 11200 FIRE PROTECTION FUND

Sales Tax Referendum: N/A **BU Type:** 20 CIP

Department: 05 FIRE DEPT **Program:** 05 EMS/FIRE/RESCUE

Project Scope:

CONSTRUCTION OF A NEW FIRE STATION 39 IN THE SANFORD / LAKE MARY AREA, TO INCLUDE COSTS FOR LAND, DESIGN, AND CONSTRUCTION. STATION WILL ALSO REQUIRE ADDITIONAL STAFFING, ENGINES, RESCUES, TOWER, AND PERSONAL PROTECTIVE EQUIPMENT, WHICH ARE BUDGETED SEPER

Project Location:

Project Status:

Project Financials:

Account	LTD Actuals	FY22 Current Budget	FY23 Funding	FY24 Funding	FY25 Funding	FY26 Funding	Total Project Cost
530 OPERATING EXPENDITURES	354	5,000					5,354
560610 LAND	211,480						211,480
560642 EQUIPMENT >\$4999		473,300					473,300
560650 CONSTRUCTION IN PROGRES		6,423,068					6,423,068
560680 CONSTRUCTION & DESIGN	377,311						377,311
FUTURE BUDGETS							
TOTAL:	589,145	6,901,368					7,490,513

CIP Project Detail

Project Number: 02005021 **Element:** 07 PUBLIC SAFETY **Budget Expended:** 1%

Project Title: FIRE STATION 39 SANFORD-LK MRY **Start Date:** **End Date:**

District: **Director:** MATT KINLEY, FIRE

Function: 52 PUBLIC SAFETY **Fund:** 12801 FIRE/RESCUE-IMPACT FEE

Sales Tax Referendum: N/A **BU Type:** 20 CIP

Department: 05 FIRE DEPT **Program:** 05 EMS/FIRE/RESCUE

Project Scope:

CONSTRUCTION OF A NEW FIRE STATION 39 IN THE SANFORD / LAKE MARY AREA, TO INCLUDE COSTS FOR LAND, DESIGN, AND CONSTRUCTION. STATION WILL ALSO REQUIRE ADDITIONAL STAFFING, ENGINES, RESCUES, TOWER, AND PERSONAL PROTECTIVE EQUIPMENT, WHICH ARE BUDGETED SEPER

Project Location:

Project Status:

Project Financials:

Account	LTD Actuals	FY22 Current Budget	FY23 Funding	FY24 Funding	FY25 Funding	FY26 Funding	Total Project Cost
560610 LAND	258,249						258,249
FUTURE BUDGETS			2,437,616	2,559,496	2,687,471	2,821,845	23,277,056
TOTAL:	258,249		2,437,616	2,559,496	2,687,471	2,821,845	23,535,305

CIP Project Detail

Project Number: 02005049 **Element:** 07 PUBLIC SAFETY **Budget Expended:** 84%
Project Title: FIRE STATION 11 ALTAMONTE **Start Date:** **End Date:**
District: **Director:** MATT KINLEY, FIRE
Function: 52 PUBLIC SAFETY **Fund:** 11200 FIRE PROTECTION FUND
Sales Tax Referendum: N/A **BU Type:** 20 CIP
Department: 05 FIRE DEPT **Program:** 05 EMS/FIRE/RESCUE

Project Scope:

RELOCATION OF THE EXISTING FIRE STATION 11 IN ALTAMONTE, TO INCLUDE COSTS FOR DESIGN AND CONSTRUCTION ONLY. THE CITY OF ALTAMONTE PROVIDED \$2M TO OFFSET THE COST OF CONSTRUCTION. THE LAND IS ALREADY OWNED BY THE COUNTY. EXISTING STAFF, VEHICLES, AND EQUIP

Project Location:

Project Status:

Project Financials:

Account	LTD Actuals	FY22 Current Budget	FY23 Funding	FY24 Funding	FY25 Funding	FY26 Funding	Total Project Cost
530 OPERATING EXPENDITURES	57,396	57,267					114,663
560610 LAND	42,056						42,056
560642 EQUIPMENT >\$4999	7,250						7,250
560650 CONSTRUCTION IN PROGRES	4,246,962	732,598					4,979,559
560680 CONSTRUCTION & DESIGN	287,853	99,595					387,447
FUTURE BUDGETS							
TOTAL:	4,641,516	889,460					5,530,976

CIP Project Detail

Project Number: 02105063 **Element:** 07 PUBLIC SAFETY **Budget Expended:** 0%

Project Title: FIRE STATION 25 CASSELBERRY **Start Date:** **End Date:**

District: **Director:** MATT KINLEY, FIRE

Function: 52 PUBLIC SAFETY **Fund:** 11200 FIRE PROTECTION FUND

Sales Tax Referendum: N/A **BU Type:** 20 CIP

Department: 05 FIRE DEPT **Program:** 05 EMS/FIRE/RESCUE

Project Scope:

RELOCATION OF THE EXISTING FIRE STATION 25 IN CASSELBERRY, TO INCLUDE COSTS FOR DESIGN AND CONSTRUCTION ONLY. THE LAND IS ALREADY OWNED BY THE COUNTY. EXISTING STAFF, VEHICLES, AND EQUIPMENT WILL BE TRANSFERRED FROM THE OLD STATION, SO THERE WILL BE NO AD

Project Location:

Project Status:

Project Financials:

Account	LTD Actuals	FY22 Current Budget	FY23 Funding	FY24 Funding	FY25 Funding	FY26 Funding	Total Project Cost
560650 CONSTRUCTION IN PROGRES		4,921,645					4,921,645
FUTURE BUDGETS							
TOTAL:		4,921,645					4,921,645

CIP Project Detail

Project Number: 02105064 **Element:** 07 PUBLIC SAFETY **Budget Expended:** 0%

Project Title: FIRE STATION 25 CASSELBERRY **Start Date:** **End Date:**

District: **Director:** MATT KINLEY, FIRE

Function: 52 PUBLIC SAFETY **Fund:** 11207 FIRE PROTECT FUND-CASSELBERRY

Sales Tax Referendum: N/A **BU Type:** 20 CIP

Department: 05 FIRE DEPT **Program:** 05 EMS/FIRE/RESCUE

Project Scope:

RELOCATION OF THE EXISTING FIRE STATION 25 IN CASSELBERRY, TO INCLUDE COSTS FOR DESIGN AND CONSTRUCTION ONLY. THE LAND IS ALREADY OWNED BY THE COUNTY. EXISTING STAFF, VEHICLES, AND EQUIPMENT WILL BE TRANSFERRED FROM THE OLD STATION, SO THERE WILL BE NO AD

Project Location:

Project Status:

Project Financials:

Account	LTD Actuals	FY22 Current Budget	FY23 Funding	FY24 Funding	FY25 Funding	FY26 Funding	Total Project Cost
560650 CONSTRUCTION IN PROGRES		1,493,368					1,493,368
FUTURE BUDGETS							
TOTAL:		1,493,368					1,493,368

CIP Project Detail

Project Number: 02205003 **Element:** 07 PUBLIC SAFETY **Budget Expended:** 0%

Project Title: FIRE STATION 23 LAND **Start Date:** **End Date:**

District: **Director:** MATT KINLEY, FIRE

Function: 52 PUBLIC SAFETY **Fund:** 11200 FIRE PROTECTION FUND

Sales Tax Referendum: N/A **BU Type:** 20 CIP

Department: 05 FIRE DEPT **Program:** 05 EMS/FIRE/RESCUE

Project Scope:

THE PROJECT REQUEST FOR ACQUISITION OF LAND DESIGNATED FOR THE RELOCATION OF FIRE STATION 23. THE RELOCATION OF STATION 23 PROVIDES THE OPPORTUNITY FOR AVOIDING ONGOING DEGRADING OF THE EFFECTIVENESS OF STATION 23 ABILITY TO MAINTAIN ACCEPTABLE FIRE STATI

Project Location:

Project Status:

Project Financials:

Account	LTD Actuals	FY22 Current Budget	FY23 Funding	FY24 Funding	FY25 Funding	FY26 Funding	Total Project Cost
560610 LAND		750,000					750,000
FUTURE BUDGETS							
TOTAL:		750,000					750,000

CIP Project Detail

Project Number: FD-112

Element: 07 PUBLIC SAFETY

Budget Expended: 0%

Project Title: FIRE STATION 23 WINTER PARK
RELOCATE

Start Date:

End Date:

Disctrict:

Director: MATT KINLEY, FIRE

Function: 52 PUBLIC SAFETY

Fund: 11200 FIRE PROTECTION FUND

Sales Tax Referendum: N/A

BU Type: 20 CIP

Department: 05 FIRE DEPT

Program: 05 EMS/FIRE/RESCUE

Project Scope:

Project Location:

Project Status:

Project Financials:

Account	LTD Actuals	FY22 Current Budget	FY23 Funding	FY24 Funding	FY25 Funding	FY26 Funding	Total Project Cost
FUTURE BUDGETS			6,063,750				6,063,750
TOTAL:			6,063,750				6,063,750

CIP Project Detail

Project Number: FD-113

Element: 07 PUBLIC SAFETY

Budget Expended: 0%

Project Title: FIRE STATION 19 LAKE
MARY/LONGWOOD

Start Date:

End Date:

Disctrict:

Director: MATT KINLEY, FIRE

Function: 52 PUBLIC SAFETY

Fund: 11200 FIRE PROTECTION FUND

Sales Tax Referendum: N/A

BU Type: 20 CIP

Department: 05 FIRE DEPT

Program: 05 EMS/FIRE/RESCUE

Project Scope:

Project Location:

Project Status:

Project Financials:

Account	LTD Actuals	FY22 Current Budget	FY23 Funding	FY24 Funding	FY25 Funding	FY26 Funding	Total Project Cost
FUTURE BUDGETS							9,932,424
TOTAL:							9,932,424

CIP Project Detail

Project Number: FD-114

Element: 07 PUBLIC SAFETY

Budget Expended: 0%

Project Title: FIRE STATION 28 WINTER SPRINGS

Start Date:

End Date:

Disctrict:

Director: MATT KINLEY, FIRE

Function: 52 PUBLIC SAFETY

Fund: 11200 FIRE PROTECTION FUND

Sales Tax Referendum: N/A

BU Type: 20 CIP

Department: 05 FIRE DEPT

Program: 05 EMS/FIRE/RESCUE

Project Scope:

Project Location:

Project Status:

Project Financials:

Account	LTD Actuals	FY22 Current Budget	FY23 Funding	FY24 Funding	FY25 Funding	FY26 Funding	Total Project Cost
FUTURE BUDGETS				7,426,179	3,575,299		11,001,479
TOTAL:				7,426,179	3,575,299		11,001,479

CIP Project Detail

Project Number: FD-115

Element: 07 PUBLIC SAFETY

Budget Expended: 0%

Project Title: FIRE STATION 35 SANFORD RELOCATE

Start Date:

End Date:

Disctrict:

Director: MATT KINLEY, FIRE

Function: 52 PUBLIC SAFETY

Fund: 11200 FIRE PROTECTION FUND

Sales Tax Referendum: N/A

BU Type: 20 CIP

Department: 05 FIRE DEPT

Program: 05 EMS/FIRE/RESCUE

Project Scope:

Project Location:

Project Status:

Project Financials:

Account	LTD Actuals	FY22 Current Budget	FY23 Funding	FY24 Funding	FY25 Funding	FY26 Funding	Total Project Cost
FUTURE BUDGETS							9,552,101
TOTAL:							9,552,101

CIP Project Detail

Project Number: 00182340 **Element:** 08 RECREATION / OPEN SPACE **Budget Expended:** 28%

Project Title: SPRING HAMMOCK PK ENHANCEMENTS **Start Date:** **End Date:**

District: **Director:** RICK DURR, LS

Function: 57 CULTURE/RECREATION **Fund:** 32100 NATURAL LANDS/TRAILS

Sales Tax Referendum: N/A **BU Type:** 20 CIP

Department: 04 LEISURE SERVICES DEPT **Program:** 04 GREENWAYS & NATURAL LANDS

Project Scope:
SPRING HAMMOCK PRESERVE ENHANC

Project Location:

Project Status:

Project Financials:

Account	LTD Actuals	FY22 Current Budget	FY23 Funding	FY24 Funding	FY25 Funding	FY26 Funding	Total Project Cost
530 OPERATING EXPENDITURES	17,808						17,808
560630 IMPROVEMENTS OTH THAN							
560650 CONSTRUCTION IN PROGRES	45,077	534,810					579,887
560680 CONSTRUCTION & DESIGN	148,113						148,113
FUTURE BUDGETS							
TOTAL:	210,997	534,810					745,807

CIP Project Detail

Project Number: 00187766 **Element:** 08 RECREATION / OPEN SPACE **Budget Expended:** 93%

Project Title: CROSS SEM TRL MISSING LINK 419 **Start Date:** **End Date:**

Disctrict: **Director:** JEAN JREIJ, PW

Function: 57 CULTURE/RECREATION **Fund:** 32100 NATURAL LANDS/TRAILS

Sales Tax Referendum: N/A **BU Type:** 20 CIP

Department: 07 PUBLIC WORKS DEPT **Program:** 07 CAPITAL PROJECTS DELIVERY

Project Scope:
CROSS SEM TRL MISSING LINK 419 CST MISSING LINK

Project Location:

Project Status:

Project Financials:

Account	LTD Actuals	FY22 Current Budget	FY23 Funding	FY24 Funding	FY25 Funding	FY26 Funding	Total Project Cost
530 OPERATING EXPENDITURES	1,120						1,120
540 INTERNAL SERVICE CHARGES							
560650 CONSTRUCTION IN PROGRES	968,460	73,747					1,042,207
560680 CONSTRUCTION & DESIGN	27,791						27,791
560690 ENGINEERING COSTS	428						428
FUTURE BUDGETS							
TOTAL:	997,799	73,747					1,071,546

CIP Project Detail

Project Number: 00234605 **Element:** 08 RECREATION / OPEN SPACE **Budget Expended:** 98%

Project Title: BLACK BEAR WILDERNESS AREA ERO **Start Date:** **End Date:**

District: **Director:** RICK DURR, LS

Function: 57 CULTURE/RECREATION **Fund:** 32100 NATURAL LANDS/TRAILS

Sales Tax Referendum: N/A **BU Type:** 20 CIP

Department: 04 LEISURE SERVICES DEPT **Program:** 04 GREENWAYS & NATURAL LANDS

Project Scope:
BLACK BEAR WILDERNESS AREA ERO

Project Location:

Project Status:

Project Financials:

Account	LTD Actuals	FY22 Current Budget	FY23 Funding	FY24 Funding	FY25 Funding	FY26 Funding	Total Project Cost
530 OPERATING EXPENDITURES	84	84					168
560650 CONSTRUCTION IN PROGRES	512,121	14,059					526,180
560680 CONSTRUCTION & DESIGN	93,912						93,912
FUTURE BUDGETS							
TOTAL:	606,117	14,143					620,260

CIP Project Detail

Project Number: 00234695 **Element:** 08 RECREATION / OPEN SPACE **Budget Expended:** 53%

Project Title: JETTA POINT/ROLLING HILLS **Start Date:** **End Date:**

District: **Director:** RICK DURR, LS

Function: 57 CULTURE/RECREATION **Fund:** 32100 NATURAL LANDS/TRAILS

Sales Tax Referendum: N/A **BU Type:** 20 CIP

Department: 04 LEISURE SERVICES DEPT **Program:** 04 PARKS & RECREATION

Project Scope:
JETTA POINT/ROLLING HILLS JETTA POINT/ROLLING HILLS

Project Location:

Project Status:

Project Financials:

Account	LTD Actuals	FY22 Current Budget	FY23 Funding	FY24 Funding	FY25 Funding	FY26 Funding	Total Project Cost
530 OPERATING EXPENDITURES	296						296
560650 CONSTRUCTION IN PROGRES	264,932	234,772					499,704
FUTURE BUDGETS							
TOTAL:	265,228	234,772					500,000

CIP Project Detail

Project Number: 00234720 **Element:** 08 RECREATION / OPEN SPACE **Budget Expended:** 97%

Project Title: SPORTS COMPLEX **Start Date:** **End Date:**

District: **Director:** TRICIA JOHNSON, ED&CR

Function: 55 ECONOMIC ENVIRONMENT **Fund:** 11000 TOURISM PARKS 1,2,3 CENT FUND

Sales Tax Referendum: N/A **BU Type:** 20 CIP

Department: 01 ADMINISTRATION DEPT **Program:** 01 TOURIST DEVELOPMENT

Project Scope:
SPORTS COMPLEX

Project Location:

Project Status:

Project Financials:

Account	LTD Actuals	FY22 Current Budget	FY23 Funding	FY24 Funding	FY25 Funding	FY26 Funding	Total Project Cost
540 INTERNAL SERVICE CHARGES							
560610 LAND	41,903						41,903
560630 IMPROVEMENTS OTH THAN							
560650 CONSTRUCTION IN PROGRES	3,250,000						3,250,000
570720 INTEREST	176,688	123,451					300,139
FUTURE BUDGETS							
TOTAL:	3,468,592	123,451					3,592,042

CIP Project Detail

Project Number: 00234793 **Element:** 08 RECREATION / OPEN SPACE **Budget Expended:** 31%

Project Title: WAYSIDE PARK-BOATER IMPROVEMEN **Start Date:** **End Date:**

District: **Director:** RICK DURR, LS

Function: 57 CULTURE/RECREATION **Fund:** 00104 BOATING IMPROVEMENT FUND

Sales Tax Referendum: N/A **BU Type:** 20 CIP

Department: 04 LEISURE SERVICES DEPT **Program:** 04 GREENWAYS & NATURAL LANDS

Project Scope:
WAYSIDE PARK-BOATER IMPROVEMEN

Project Location:

Project Status:

Project Financials:

Account	LTD Actuals	FY22 Current Budget	FY23 Funding	FY24 Funding	FY25 Funding	FY26 Funding	Total Project Cost
560650 CONSTRUCTION IN PROGRES	117,339	267,930					385,269
560680 CONSTRUCTION & DESIGN	2,232						2,232
FUTURE BUDGETS							
TOTAL:	119,570	267,930					387,500

CIP Project Detail

Project Number: 00282602 **Element:** 08 RECREATION / OPEN SPACE **Budget Expended:** 9%

Project Title: SUNLAND PARK **Start Date:** **End Date:**

District: **Director:** RICK DURR, LS

Function: 57 CULTURE/RECREATION **Fund:** 00100 GENERAL FUND

Sales Tax Referendum: N/A **BU Type:** 20 CIP

Department: 04 LEISURE SERVICES DEPT **Program:** 04 GREENWAYS & NATURAL LANDS

Project Scope:
SUNLAND PARK

Project Location:

Project Status:

Project Financials:

Account	LTD Actuals	FY22 Current Budget	FY23 Funding	FY24 Funding	FY25 Funding	FY26 Funding	Total Project Cost
530 OPERATING EXPENDITURES	267						267
540 INTERNAL SERVICE CHARGES							
560630 IMPROVEMENTS OTH THAN	21,817	395,404					417,221
560680 CONSTRUCTION & DESIGN	22,533	58,499					81,032
560699 PROJECT CONTINGENCY		6,180					6,180
FUTURE BUDGETS							
TOTAL:	44,616	460,083					504,699

CIP Project Detail

Project Number: 01785403 **Element:** 08 RECREATION / OPEN SPACE **Budget Expended:** 68%

Project Title: RIVERBEND PLACEMAKING PROJECT **Start Date:** **End Date:**

District: **Director:** RICK DURR, LS

Function: 54 TRANSPORTATION **Fund:** 11560 2014 INFRASTRUCTURE SALES TAX

Sales Tax Referendum: 3C MINOR ROADWAY & SAFETY **BU Type:** 20 CIP

Department: 04 LEISURE SERVICES DEPT **Program:** 04 LEISURE BUSINESS OFFICE

Project Scope:

IMPLEMENTATION OF THE COUNTY'S CONTRIBUTION TO THE RIVERBEND COMMUNITY.

Project Location:

Project Status:

Project Financials:

Account	LTD Actuals	FY22 Current Budget	FY23 Funding	FY24 Funding	FY25 Funding	FY26 Funding	Total Project Cost
560650 CONSTRUCTION IN PROGRES		15,000					15,000
560680 CONSTRUCTION & DESIGN	151,677	68,323					220,000
560690 ENGINEERING COSTS	21,841						21,841
FUTURE BUDGETS							
TOTAL:	173,518	83,323					256,841

CIP Project Detail

Project Number: 01904006 **Element:** 08 RECREATION / OPEN SPACE **Budget Expended:** 100%

Project Title: ROLLING HILLS ACQUISITION **Start Date:** **End Date:**

District: **Director:** RICK DURR, LS

Function: 57 CULTURE/RECREATION **Fund:** 00100 GENERAL FUND

Sales Tax Referendum: N/A **BU Type:** 20 CIP

Department: 04 LEISURE SERVICES DEPT **Program:** 04 GREENWAYS & NATURAL LANDS

Project Scope:
ROLLING HILLS

Project Location:

Project Status:

Project Financials:

Account	LTD Actuals	FY22 Current Budget	FY23 Funding	FY24 Funding	FY25 Funding	FY26 Funding	Total Project Cost
530 OPERATING EXPENDITURES	43,068	581					43,649
560610 LAND	4,138,297	6,043					4,144,340
560650 CONSTRUCTION IN PROGRES	234,870						234,870
FUTURE BUDGETS							
TOTAL:	4,416,234	6,624					4,422,858

CIP Project Detail

Project Number: 02004009 **Element:** 08 RECREATION / OPEN SPACE **Budget Expended:** 21%

Project Title: SOLDIERS CREEK OVERFLOW LOT **Start Date:** **End Date:**

District: **Director:** RICK DURR, LS

Function: 57 CULTURE/RECREATION **Fund:** 11000 TOURISM PARKS 1,2,3 CENT FUND

Sales Tax Referendum: N/A **BU Type:** 20 CIP

Department: 04 LEISURE SERVICES DEPT **Program:** 04 PARKS & RECREATION

Project Scope:
SOLDIERS CREEK OVERFLOW LOT

Project Location:

Project Status:

Project Financials:

Account	LTD Actuals	FY22 Current Budget	FY23 Funding	FY24 Funding	FY25 Funding	FY26 Funding	Total Project Cost
560650 CONSTRUCTION IN PROGRES	490	247,383					247,873
560680 CONSTRUCTION & DESIGN	64,502						64,502
FUTURE BUDGETS							
TOTAL:	64,992	247,383					312,375

CIP Project Detail

Project Number: 02104037 **Element:** 08 RECREATION / OPEN SPACE **Budget Expended:** 0%

Project Title: LIBRARY FACILITY MASTER PLAN **Start Date:** **End Date:**

District: **Director:** RICK DURR, LS

Function: 57 CULTURE/RECREATION **Fund:** 00100 GENERAL FUND

Sales Tax Referendum: N/A **BU Type:** 20 CIP

Department: 04 LEISURE SERVICES DEPT **Program:** 04 LIBRARY SERVICES

Project Scope:

BCC RETREAT DIRECTION. COMPREHENSIVE FACILITY MASTER PPLAN WILL GUDE FACILITIES PLANNING AND IMPROVEMENT FOR THE NEXT 10 YEARS. THE FACILITY MASTER PLAN WILL SERVE AS A MANAGEMENT TOOL TO GUIDE THE ORGANIZATION IN ENVISIONING AND IMPLEMENTING FUTURE ITS F

Project Location:

Project Status:

Project Financials:

Account	LTD Actuals	FY22 Current Budget	FY23 Funding	FY24 Funding	FY25 Funding	FY26 Funding	Total Project Cost
530 OPERATING EXPENDITURES		120,000					120,000
FUTURE BUDGETS							
TOTAL:		120,000					120,000

CIP Project Detail

Project Number: 02104043 **Element:** 08 RECREATION / OPEN SPACE **Budget Expended:** 0%

Project Title: AMENITIES FOR TRAIL HEADS **Start Date:** **End Date:**

District: **Director:** RICK DURR, LS

Function: 57 CULTURE/RECREATION **Fund:** 11560 2014 INFRASTRUCTURE SALES TAX

Sales Tax Referendum: 3C TRAILS **BU Type:** 20 CIP

Department: 04 LEISURE SERVICES DEPT **Program:** 04 GREENWAYS & NATURAL LANDS

Project Scope:

THE TRAILS PROGRAM CONSTRUCTS NEW TRAILS, TRAIL CONNECTIONS AND OTHER TRAIL IMPROVEMENTS THAT ARE PART OF SEMINOLE COUNTY'S TRAILS NETWORK, ENSURING SAFE PEDESTRIAN AND BICYCLE ACCESS/CONNECTION TO PARK SITES, NATURAL LANDS, SCHOOLS AND MIXED-USE CENTERS

Project Location:

Project Status:

Project Financials:

Account	LTD Actuals	FY22 Current Budget	FY23 Funding	FY24 Funding	FY25 Funding	FY26 Funding	Total Project Cost
560650 CONSTRUCTION IN PROGRES		75,000					75,000
FUTURE BUDGETS							
TOTAL:		75,000					75,000

CIP Project Detail

Project Number: 02104044 **Element:** 08 RECREATION / OPEN SPACE **Budget Expended:** 0%

Project Title: SIGNS FOR TRAILS **Start Date:** **End Date:**

District: **Director:** RICK DURR, LS

Function: 57 CULTURE/RECREATION **Fund:** 11560 2014 INFRASTRUCTURE SALES TAX

Sales Tax Referendum: 3C TRAILS **BU Type:** 20 CIP

Department: 04 LEISURE SERVICES DEPT **Program:** 04 GREENWAYS & NATURAL LANDS

Project Scope:

THE TRAILS PROGRAM CONSTRUCTS NEW TRAILS, TRAIL CONNECTIONS AND OTHER TRAIL IMPROVEMENTS THAT ARE PART OF SEMINOLE COUNTY'S TRAILS NETWORK, ENSURING SAFE PEDESTRIAN AND BICYCLE ACCESS/CONNECTION TO PARK SITES, NATURAL LANDS, SCHOOLS AND MIXED-USE CENTERS

Project Location:

Project Status:

Project Financials:

Account	LTD Actuals	FY22 Current Budget	FY23 Funding	FY24 Funding	FY25 Funding	FY26 Funding	Total Project Cost
560650 CONSTRUCTION IN PROGRES		70,000					70,000
FUTURE BUDGETS							
TOTAL:		70,000					70,000

CIP Project Detail

Project Number: 02104045 **Element:** 08 RECREATION / OPEN SPACE **Budget Expended:** 0%

Project Title: CENTRL TRAIL/WHEELHOUSE PARK **Start Date:** **End Date:**

District: **Director:** RICK DURR, LS

Function: 57 CULTURE/RECREATION **Fund:** 11560 2014 INFRASTRUCTURE SALES TAX

Sales Tax Referendum: 3C TRAILS **BU Type:** 20 CIP

Department: 04 LEISURE SERVICES DEPT **Program:** 04 GREENWAYS & NATURAL LANDS

Project Scope:

THE TRAILS PROGRAM CONSTRUCTS NEW TRAILS, TRAIL CONNECTIONS AND OTHER TRAIL IMPROVEMENTS THAT ARE PART OF SEMINOLE COUNTY'S TRAILS NETWORK, ENSURING SAFE PEDESTRIAN AND BICYCLE ACCESS/CONNECTION TO PARK SITES, NATURAL LANDS, SCHOOLS AND MIXED-USE CENTERS

Project Location:

Project Status:

Project Financials:

Account	LTD Actuals	FY22 Current Budget	FY23 Funding	FY24 Funding	FY25 Funding	FY26 Funding	Total Project Cost
560650 CONSTRUCTION IN PROGRES		200,000					200,000
FUTURE BUDGETS							
TOTAL:		200,000					200,000

CIP Project Detail

Project Number: 02104046 **Element:** 08 RECREATION / OPEN SPACE **Budget Expended:** 0%

Project Title: CROSS SEMINOLE TRAIL SPUR-ADA **Start Date:** **End Date:**

District: **Director:** RICK DURR, LS

Function: 57 CULTURE/RECREATION **Fund:** 11560 2014 INFRASTRUCTURE SALES TAX

Sales Tax Referendum: 3C TRAILS **BU Type:** 20 CIP

Department: 04 LEISURE SERVICES DEPT **Program:** 04 GREENWAYS & NATURAL LANDS

Project Scope:

THE TRAILS PROGRAM CONSTRUCTS NEW TRAILS, TRAIL CONNECTIONS AND OTHER TRAIL IMPROVEMENTS THAT ARE PART OF SEMINOLE COUNTY'S TRAILS NETWORK, ENSURING SAFE PEDESTRIAN AND BICYCLE ACCESS/CONNECTION TO PARK SITES, NATURAL LANDS, SCHOOLS AND MIXED-USE CENTERS

Project Location:

Project Status:

Project Financials:

Account	LTD Actuals	FY22 Current Budget	FY23 Funding	FY24 Funding	FY25 Funding	FY26 Funding	Total Project Cost
560650 CONSTRUCTION IN PROGRES		111,094					111,094
FUTURE BUDGETS							
TOTAL:		111,094					111,094

CIP Project Detail

Project Number: 02104051 **Element:** 08 RECREATION / OPEN SPACE **Budget Expended:** 1%

Project Title: DEER RUN PROPERTY ACQUISITION **Start Date:** **End Date:**

District: **Director:** RICK DURR, LS

Function: 57 CULTURE/RECREATION **Fund:** 00100 GENERAL FUND

Sales Tax Referendum: N/A **BU Type:** 20 CIP

Department: 04 LEISURE SERVICES DEPT **Program:** 04 GREENWAYS & NATURAL LANDS

Project Scope:

ON MARCH 9TH, 2021, A WORKSESSION WAS HELD TO DISCUSS THE POTENTIAL FOR A COMMUNITY PARK TO BE DEVELOPED WHERE THE FORMER GOLF COURSE IS LOCATED AT DEER RUN. THE BOARD AGREED TO HAVE THE COUNTY PERFORM A DUE DILIGENCE ON THE PROPERTY WHICH INCLUDES THE FO

Project Location:

Project Status:

Project Financials:

Account	LTD Actuals	FY22 Current Budget	FY23 Funding	FY24 Funding	FY25 Funding	FY26 Funding	Total Project Cost
530 OPERATING EXPENDITURES	99,148	136,050					235,198
560610 LAND		6,559,201					6,559,201
560620 BUILDINGS							
FUTURE BUDGETS							
TOTAL:	99,148	6,695,251					6,794,399

CIP Project Detail

Project Number: 02104053 **Element:** 08 RECREATION / OPEN SPACE **Budget Expended:** 0%

Project Title: DEER RUN STABILIZATION **Start Date:** **End Date:**

District: **Director:** RICK DURR, LS

Function: 57 CULTURE/RECREATION **Fund:** 00100 GENERAL FUND

Sales Tax Referendum: N/A **BU Type:** 20 CIP

Department: 04 LEISURE SERVICES DEPT **Program:** 04 GREENWAYS & NATURAL LANDS

Project Scope:

Project Location:

Project Status:

Project Financials:

Account	LTD Actuals	FY22 Current Budget	FY23 Funding	FY24 Funding	FY25 Funding	FY26 Funding	Total Project Cost
530 OPERATING EXPENDITURES		150,000					150,000
FUTURE BUDGETS							
TOTAL:		150,000					150,000

CIP Project Detail

Project Number: 02204037 **Element:** 08 RECREATION / OPEN SPACE **Budget Expended:** 0%

Project Title: MIDWAY AREA TRAILS MASTER PLAN **Start Date:** **End Date:**

District: **Director:** RICK DURR, LS

Function: 57 CULTURE/RECREATION **Fund:** 11560 2014 INFRASTRUCTURE SALES TAX

Sales Tax Referendum: 3C TRAILS **BU Type:** 20 CIP

Department: 04 LEISURE SERVICES DEPT **Program:** 04 GREENWAYS & NATURAL LANDS

Project Scope:

Project Location:

Project Status:

Project Financials:

Account	LTD Actuals	FY22 Current Budget	FY23 Funding	FY24 Funding	FY25 Funding	FY26 Funding	Total Project Cost
560650 CONSTRUCTION IN PROGRES		200,000					200,000
FUTURE BUDGETS							
TOTAL:		200,000					200,000

CIP Project Detail

Project Number: 02204038 **Element:** 08 RECREATION / OPEN SPACE **Budget Expended:** 0%

Project Title: TRAILS MARKING & SIGNAGE SAFET **Start Date:** **End Date:**

Disctrict: **Director:** RICK DURR, LS

Function: 57 CULTURE/RECREATION **Fund:** 11560 2014 INFRASTRUCTURE SALES TAX

Sales Tax Referendum: 3C TRAILS **BU Type:** 20 CIP

Department: 04 LEISURE SERVICES DEPT **Program:** 04 GREENWAYS & NATURAL LANDS

Project Scope:

Project Location:

Project Status:

Project Financials:

Account	LTD Actuals	FY22 Current Budget	FY23 Funding	FY24 Funding	FY25 Funding	FY26 Funding	Total Project Cost
560650 CONSTRUCTION IN PROGRES		150,000					150,000
FUTURE BUDGETS							
TOTAL:		150,000					150,000

CIP Project Detail

Project Number: 02204039 **Element:** 08 RECREATION / OPEN SPACE **Budget Expended:** 0%

Project Title: KEWANEE TRAIL LOOP **Start Date:** **End Date:**

District: **Director:** RICK DURR, LS

Function: 57 CULTURE/RECREATION **Fund:** 11560 2014 INFRASTRUCTURE SALES TAX

Sales Tax Referendum: 3C TRAILS **BU Type:** 20 CIP

Department: 04 LEISURE SERVICES DEPT **Program:** 04 GREENWAYS & NATURAL LANDS

Project Scope:

Project Location:

Project Status:

Project Financials:

Account	LTD Actuals	FY22 Current Budget	FY23 Funding	FY24 Funding	FY25 Funding	FY26 Funding	Total Project Cost
560650 CONSTRUCTION IN PROGRES		200,000					200,000
FUTURE BUDGETS							
TOTAL:		200,000					200,000

CIP Project Detail

Project Number: 02204040 **Element:** 08 RECREATION / OPEN SPACE **Budget Expended:** 0%

Project Title: SYLVAN LAKE TRAIL LOOP **Start Date:** **End Date:**

District: **Director:** RICK DURR, LS

Function: 57 CULTURE/RECREATION **Fund:** 11560 2014 INFRASTRUCTURE SALES TAX

Sales Tax Referendum: 3C TRAILS **BU Type:** 20 CIP

Department: 04 LEISURE SERVICES DEPT **Program:** 04 GREENWAYS & NATURAL LANDS

Project Scope:

Project Location:

Project Status:

Project Financials:

Account	LTD Actuals	FY22 Current Budget	FY23 Funding	FY24 Funding	FY25 Funding	FY26 Funding	Total Project Cost
560650 CONSTRUCTION IN PROGRES		200,000					200,000
FUTURE BUDGETS							
TOTAL:		200,000					200,000

CIP Project Detail

Project Number: 02204041 **Element:** 08 RECREATION / OPEN SPACE **Budget Expended:** 0%

Project Title: WEKIVA PROPERTY ACQUISITION **Start Date:** **End Date:**

District: **Director:** RICK DURR, LS

Function: 57 CULTURE/RECREATION **Fund:** 40301 WEKIVA GOLF COURSE FUND

Sales Tax Referendum: N/A **BU Type:** 20 CIP

Department: 04 LEISURE SERVICES DEPT **Program:** 04 PARKS & RECREATION

Project Scope:

Project Location:

Project Status:

Project Financials:

Account	LTD Actuals	FY22 Current Budget	FY23 Funding	FY24 Funding	FY25 Funding	FY26 Funding	Total Project Cost
530 OPERATING EXPENDITURES		138,500					138,500
560610 LAND		7,738,769					7,738,769
560620 BUILDINGS							
560650 CONSTRUCTION IN PROGRES		600,800					600,800
FUTURE BUDGETS							
TOTAL:		8,478,069					8,478,069

CIP Project Detail

Project Number: PK-016

Element: 08 RECREATION / OPEN SPACE **Budget Expended:** 0%

Project Title: BLACK BEAR WILDERNESS BOARDWALK
RENOVATIONS

Start Date:

End Date:

Disctrict:

Director: RICK DURR, LS

Function: 57 CULTURE/RECREATION

Fund: 00100 GENERAL FUND

Sales Tax Referendum: N/A

BU Type: 20 CIP

Department: 04 LEISURE SERVICES DEPT

Program: 04 GREENWAYS & NATURAL LANDS

Project Scope:

Project Location:

Project Status:

Project Financials:

Account	LTD Actuals	FY22 Current Budget	FY23 Funding	FY24 Funding	FY25 Funding	FY26 Funding	Total Project Cost
FUTURE BUDGETS					250,000		250,000
TOTAL:					250,000		250,000

CIP Project Detail

Project Number: PK-018

Element: 08 RECREATION / OPEN SPACE **Budget Expended:** 0%

Project Title: BOOKERTOWN PARK SOFTBALL FIELDS

Start Date:

End Date:

District:

Director: RICK DURR, LS

Function: 57 CULTURE/RECREATION

Fund: 00100 GENERAL FUND

Sales Tax Referendum: N/A

BU Type: 20 CIP

Department: 04 LEISURE SERVICES DEPT

Program: 04 GREENWAYS & NATURAL LANDS

Project Scope:

Project Location:

Project Status:

Project Financials:

Account	LTD Actuals	FY22 Current Budget	FY23 Funding	FY24 Funding	FY25 Funding	FY26 Funding	Total Project Cost
FUTURE BUDGETS				93,750			93,750
TOTAL:				93,750			93,750

CIP Project Detail

Project Number: PK-019

Element: 08 RECREATION / OPEN SPACE **Budget Expended:** 0%

Project Title: BOOKERTOWN PARK SPORTS LIGHTING

Start Date:

End Date:

Disctrict:

Director: RICK DURR, LS

Function: 57 CULTURE/RECREATION

Fund: 00100 GENERAL FUND

Sales Tax Referendum: N/A

BU Type: 20 CIP

Department: 04 LEISURE SERVICES DEPT

Program: 04 GREENWAYS & NATURAL LANDS

Project Scope:

Project Location:

Project Status:

Project Financials:

Account	LTD Actuals	FY22 Current Budget	FY23 Funding	FY24 Funding	FY25 Funding	FY26 Funding	Total Project Cost
FUTURE BUDGETS				166,250			166,250
TOTAL:				166,250			166,250

CIP Project Detail

Project Number: PK-022

Element: 08 RECREATION / OPEN SPACE **Budget Expended:** 0%

Project Title: CENTRAL BRANCH LIBRARY
RENOVATIONS

Start Date:

End Date:

Disctrict:

Director: RICK DURR, LS

Function: 57 CULTURE/RECREATION

Fund: 00100 GENERAL FUND

Sales Tax Referendum: N/A

BU Type: 20 CIP

Department: 04 LEISURE SERVICES DEPT

Program: 04 LIBRARY SERVICES

Project Scope:

Project Location:

Project Status:

Project Financials:

Account	LTD Actuals	FY22 Current Budget	FY23 Funding	FY24 Funding	FY25 Funding	FY26 Funding	Total Project Cost
FUTURE BUDGETS			205,000	700,000			905,000
TOTAL:			205,000	700,000			905,000

CIP Project Detail

Project Number: PK-024

Element: 08 RECREATION / OPEN SPACE **Budget Expended:** 0%

Project Title: EAST BRANCH LIBRARY RENOVATIONS

Start Date:

End Date:

District:

Director: RICK DURR, LS

Function: 57 CULTURE/RECREATION

Fund: 00100 GENERAL FUND

Sales Tax Referendum: N/A

BU Type: 20 CIP

Department: 04 LEISURE SERVICES DEPT

Program: 04 LIBRARY SERVICES

Project Scope:

Project Location:

Project Status:

Project Financials:

Account	LTD Actuals	FY22 Current Budget	FY23 Funding	FY24 Funding	FY25 Funding	FY26 Funding	Total Project Cost
FUTURE BUDGETS			306,250	78,625			384,875
TOTAL:			306,250	78,625			384,875

CIP Project Detail

Project Number: PK-026

Element: 08 RECREATION / OPEN SPACE **Budget Expended:** 0%

Project Title: GREENWOOD LAKE PARK SPORTS LIGHTING

Start Date:

End Date:

Disctrict:

Director: RICK DURR, LS

Function: 57 CULTURE/RECREATION

Fund: 00100 GENERAL FUND

Sales Tax Referendum: N/A

BU Type: 20 CIP

Department: 04 LEISURE SERVICES DEPT

Program: 04 GREENWAYS & NATURAL LANDS

Project Scope:

Project Location:

Project Status:

Project Financials:

Account	LTD Actuals	FY22 Current Budget	FY23 Funding	FY24 Funding	FY25 Funding	FY26 Funding	Total Project Cost
FUTURE BUDGETS			166,250				166,250
TOTAL:			166,250				166,250

CIP Project Detail

Project Number: PK-027

Element: 08 RECREATION / OPEN SPACE **Budget Expended:** 0%

Project Title: KEWANNE TRAIL LOOP FISHING PIER

Start Date:

End Date:

District:

Director: RICK DURR, LS

Function: 57 CULTURE/RECREATION

Fund: 00100 GENERAL FUND

Sales Tax Referendum: N/A

BU Type: 20 CIP

Department: 04 LEISURE SERVICES DEPT

Program: 04 GREENWAYS & NATURAL LANDS

Project Scope:

Project Location:

Project Status:

Project Financials:

Account	LTD Actuals	FY22 Current Budget	FY23 Funding	FY24 Funding	FY25 Funding	FY26 Funding	Total Project Cost
FUTURE BUDGETS			58,800				58,800
TOTAL:			58,800				58,800

CIP Project Detail

Project Number: PK-029

Element: 08 RECREATION / OPEN SPACE **Budget Expended:** 0%

Project Title: LAKE JESUP PARK OBSERVATION TOWER **Start Date:**

End Date:

District:

Director: RICK DURR, LS

Function: 57 CULTURE/RECREATION

Fund: 00100 GENERAL FUND

Sales Tax Referendum: N/A

BU Type: 20 CIP

Department: 04 LEISURE SERVICES DEPT

Program: 04 GREENWAYS & NATURAL LANDS

Project Scope:

Project Location:

Project Status:

Project Financials:

Account	LTD Actuals	FY22 Current Budget	FY23 Funding	FY24 Funding	FY25 Funding	FY26 Funding	Total Project Cost
FUTURE BUDGETS			500,000				500,000
TOTAL:			500,000				500,000

CIP Project Detail

Project Number: PK-034

Element: 08 RECREATION / OPEN SPACE **Budget Expended:** 0%

Project Title: MOORE STATION FIELD - CONCESSION FACILITIES

Start Date:

End Date:

Disctrict:

Director: RICK DURR, LS

Function: 57 CULTURE/RECREATION

Fund: 00100 GENERAL FUND

Sales Tax Referendum: N/A

BU Type: 20 CIP

Department: 04 LEISURE SERVICES DEPT

Program: 04 PARKS & RECREATION

Project Scope:

Project Location:

Project Status:

Project Financials:

Account	LTD Actuals	FY22 Current Budget	FY23 Funding	FY24 Funding	FY25 Funding	FY26 Funding	Total Project Cost
FUTURE BUDGETS						312,500	312,500
TOTAL:						312,500	312,500

CIP Project Detail

Project Number: PK-038

Element: 08 RECREATION / OPEN SPACE **Budget Expended:** 0%

Project Title: MOORE STATION FIELD- LIGHTING/SITE PARKING

Start Date:

End Date:

Disctrict:

Director: RICK DURR, LS

Function: 57 CULTURE/RECREATION

Fund: 00100 GENERAL FUND

Sales Tax Referendum: N/A

BU Type: 20 CIP

Department: 04 LEISURE SERVICES DEPT

Program: 04 PARKS & RECREATION

Project Scope:

Project Location:

Project Status:

Project Financials:

Account	LTD Actuals	FY22 Current Budget	FY23 Funding	FY24 Funding	FY25 Funding	FY26 Funding	Total Project Cost
FUTURE BUDGETS			158,175				158,175
TOTAL:			158,175				158,175

CIP Project Detail

Project Number: PK-039

Element: 08 RECREATION / OPEN SPACE **Budget Expended:** 0%

Project Title: MOORE STATION FIELD- NEW PAVILLION **Start Date:**

End Date:

Disctrict:

Director: RICK DURR, LS

Function: 57 CULTURE/RECREATION

Fund: 00100 GENERAL FUND

Sales Tax Referendum: N/A

BU Type: 20 CIP

Department: 04 LEISURE SERVICES DEPT

Program: 04 PARKS & RECREATION

Project Scope:

Project Location:

Project Status:

Project Financials:

Account	LTD Actuals	FY22 Current Budget	FY23 Funding	FY24 Funding	FY25 Funding	FY26 Funding	Total Project Cost
FUTURE BUDGETS			81,250				81,250
TOTAL:			81,250				81,250

CIP Project Detail

Project Number: PK-040

Element: 08 RECREATION / OPEN SPACE **Budget Expended:** 0%

Project Title: MOORE STATION FIELD- PARKING LOT
PAVING

Start Date:

End Date:

Disctrict:

Director: RICK DURR, LS

Function: 57 CULTURE/RECREATION

Fund: 00100 GENERAL FUND

Sales Tax Referendum: N/A

BU Type: 20 CIP

Department: 04 LEISURE SERVICES DEPT

Program: 04 PARKS & RECREATION

Project Scope:

Project Location:

Project Status:

Project Financials:

Account	LTD Actuals	FY22 Current Budget	FY23 Funding	FY24 Funding	FY25 Funding	FY26 Funding	Total Project Cost
FUTURE BUDGETS						153,151	153,151
TOTAL:						153,151	153,151

CIP Project Detail

Project Number: PK-043

Element: 08 RECREATION / OPEN SPACE **Budget Expended:** 0%

Project Title: MUSEUM - BUILDING 302 PROJECT

Start Date:

End Date:

District:

Director: RICK DURR, LS

Function: 57 CULTURE/RECREATION

Fund: 00100 GENERAL FUND

Sales Tax Referendum: N/A

BU Type: 20 CIP

Department: 04 LEISURE SERVICES DEPT

Program: 04 PARKS & RECREATION

Project Scope:

Project Location:

Project Status:

Project Financials:

Account	LTD Actuals	FY22 Current Budget	FY23 Funding	FY24 Funding	FY25 Funding	FY26 Funding	Total Project Cost
FUTURE BUDGETS			78,000				78,000
TOTAL:			78,000				78,000

CIP Project Detail

Project Number: PK-044

Element: 08 RECREATION / OPEN SPACE **Budget Expended:** 0%

Project Title: MUSEUM - ENTRANCE SIGN

Start Date:

End Date:

Disctrict:

Director: RICK DURR, LS

Function: 57 CULTURE/RECREATION

Fund: 00100 GENERAL FUND

Sales Tax Referendum: N/A

BU Type: 20 CIP

Department: 04 LEISURE SERVICES DEPT

Program: 04 PARKS & RECREATION

Project Scope:

Project Location:

Project Status:

Project Financials:

Account	LTD Actuals	FY22 Current Budget	FY23 Funding	FY24 Funding	FY25 Funding	FY26 Funding	Total Project Cost
FUTURE BUDGETS						62,500	62,500
TOTAL:						62,500	62,500

CIP Project Detail

Project Number: PK-047

Element: 08 RECREATION / OPEN SPACE **Budget Expended:** 0%

Project Title: MUSEUM - PAVILION

Start Date:

End Date:

District:

Director: RICK DURR, LS

Function: 57 CULTURE/RECREATION

Fund: 00100 GENERAL FUND

Sales Tax Referendum: N/A

BU Type: 20 CIP

Department: 04 LEISURE SERVICES DEPT

Program: 04 PARKS & RECREATION

Project Scope:

Project Location:

Project Status:

Project Financials:

Account	LTD Actuals	FY22 Current Budget	FY23 Funding	FY24 Funding	FY25 Funding	FY26 Funding	Total Project Cost
FUTURE BUDGETS					93,750		93,750
TOTAL:					93,750		93,750

CIP Project Detail

Project Number: PK-050

Element: 08 RECREATION / OPEN SPACE **Budget Expended:** 0%

Project Title: NORTH BRANCH LIBRARY RENOVATIONS **Start Date:**

End Date:

District:

Director: RICK DURR, LS

Function: 57 CULTURE/RECREATION

Fund: 00100 GENERAL FUND

Sales Tax Referendum: N/A

BU Type: 20 CIP

Department: 04 LEISURE SERVICES DEPT

Program: 04 LIBRARY SERVICES

Project Scope:

Project Location:

Project Status:

Project Financials:

Account	LTD Actuals	FY22 Current Budget	FY23 Funding	FY24 Funding	FY25 Funding	FY26 Funding	Total Project Cost
FUTURE BUDGETS			140,250	70,999			211,249
TOTAL:			140,250	70,999			211,249

CIP Project Detail

Project Number: PK-051

Element: 08 RECREATION / OPEN SPACE **Budget Expended:** 0%

Project Title: NORTHWEST BRANCH LIBRARY
RENOVATION

Start Date:

End Date:

Disctrict:

Director: RICK DURR, LS

Function: 57 CULTURE/RECREATION

Fund: 00100 GENERAL FUND

Sales Tax Referendum: N/A

BU Type: 20 CIP

Department: 04 LEISURE SERVICES DEPT

Program: 04 LIBRARY SERVICES

Project Scope:

Project Location:

Project Status:

Project Financials:

Account	LTD Actuals	FY22 Current Budget	FY23 Funding	FY24 Funding	FY25 Funding	FY26 Funding	Total Project Cost
FUTURE BUDGETS			30,625	76,500			107,125
TOTAL:			30,625	76,500			107,125

CIP Project Detail

Project Number: PK-052

Element: 08 RECREATION / OPEN SPACE **Budget Expended:** 0%

Project Title: OVERLOOK PARK BOARDWALK
RENOVATIONS

Start Date:

End Date:

Disctrict:

Director: RICK DURR, LS

Function: 57 CULTURE/RECREATION

Fund: 00100 GENERAL FUND

Sales Tax Referendum: N/A

BU Type: 20 CIP

Department: 04 LEISURE SERVICES DEPT

Program: 04 GREENWAYS & NATURAL LANDS

Project Scope:

Project Location:

Project Status:

Project Financials:

Account	LTD Actuals	FY22 Current Budget	FY23 Funding	FY24 Funding	FY25 Funding	FY26 Funding	Total Project Cost
FUTURE BUDGETS			80,000				80,000
TOTAL:			80,000				80,000

CIP Project Detail

Project Number: PK-053

Element: 08 RECREATION / OPEN SPACE **Budget Expended:** 0%

Project Title: RED BUG LAKE PARK - SOFTBALL FIELDS

Start Date:

End Date:

District:

Director: RICK DURR, LS

Function: 57 CULTURE/RECREATION

Fund: 00100 GENERAL FUND

Sales Tax Referendum: N/A

BU Type: 20 CIP

Department: 04 LEISURE SERVICES DEPT

Program: 04 PARKS & RECREATION

Project Scope:

Project Location:

Project Status:

Project Financials:

Account	LTD Actuals	FY22 Current Budget	FY23 Funding	FY24 Funding	FY25 Funding	FY26 Funding	Total Project Cost
FUTURE BUDGETS			93,750	93,750	93,750		281,250
TOTAL:			93,750	93,750	93,750		281,250

CIP Project Detail

Project Number: PK-055

Element: 08 RECREATION / OPEN SPACE **Budget Expended:** 0%

Project Title: RED BUG LAKE PARK - BOARDWALK

Start Date:

End Date:

District:

Director: RICK DURR, LS

Function: 57 CULTURE/RECREATION

Fund: 00100 GENERAL FUND

Sales Tax Referendum: N/A

BU Type: 20 CIP

Department: 04 LEISURE SERVICES DEPT

Program: 04 PARKS & RECREATION

Project Scope:

Project Location:

Project Status:

Project Financials:

Account	LTD Actuals	FY22 Current Budget	FY23 Funding	FY24 Funding	FY25 Funding	FY26 Funding	Total Project Cost
FUTURE BUDGETS						312,500	312,500
TOTAL:						312,500	312,500

CIP Project Detail

Project Number: PK-057

Element: 08 RECREATION / OPEN SPACE **Budget Expended:** 0%

Project Title: RED BUG LAKE PARK - PICKLEBALL COURTS

Start Date:

End Date:

Disctrict:

Director: RICK DURR, LS

Function: 57 CULTURE/RECREATION

Fund: 00100 GENERAL FUND

Sales Tax Referendum: N/A

BU Type: 20 CIP

Department: 04 LEISURE SERVICES DEPT

Program: 04 PARKS & RECREATION

Project Scope:

Project Location:

Project Status:

Project Financials:

Account	LTD Actuals	FY22 Current Budget	FY23 Funding	FY24 Funding	FY25 Funding	FY26 Funding	Total Project Cost
FUTURE BUDGETS						125,000	125,000
TOTAL:						125,000	125,000

CIP Project Detail

Project Number: PK-058

Element: 08 RECREATION / OPEN SPACE **Budget Expended:** 0%

Project Title: RED BUG LAKE PARK - SHADE COVER

Start Date:

End Date:

District:

Director: RICK DURR, LS

Function: 57 CULTURE/RECREATION

Fund: 00100 GENERAL FUND

Sales Tax Referendum: N/A

BU Type: 20 CIP

Department: 04 LEISURE SERVICES DEPT

Program: 04 PARKS & RECREATION

Project Scope:

Project Location:

Project Status:

Project Financials:

Account	LTD Actuals	FY22 Current Budget	FY23 Funding	FY24 Funding	FY25 Funding	FY26 Funding	Total Project Cost
FUTURE BUDGETS				100,000	50,000		150,000
TOTAL:				100,000	50,000		150,000

CIP Project Detail

Project Number: PK-059

Element: 08 RECREATION / OPEN SPACE **Budget Expended:** 0%

Project Title: RED BUG LAKE PARK -HIKING/TRAILS

Start Date:

End Date:

Disctrict:

Director: RICK DURR, LS

Function: 57 CULTURE/RECREATION

Fund: 00100 GENERAL FUND

Sales Tax Referendum: N/A

BU Type: 20 CIP

Department: 04 LEISURE SERVICES DEPT

Program: 04 PARKS & RECREATION

Project Scope:

Project Location:

Project Status:

Project Financials:

Account	LTD Actuals	FY22 Current Budget	FY23 Funding	FY24 Funding	FY25 Funding	FY26 Funding	Total Project Cost
FUTURE BUDGETS					82,500		82,500
TOTAL:					82,500		82,500

CIP Project Detail

Project Number: PK-060

Element: 08 RECREATION / OPEN SPACE **Budget Expended:** 0%

Project Title: RED BUG LAKE PARK RENOVATION -
ACQUIRE ADJACENT PROP

Start Date:

End Date:

Disctrict:

Director: RICK DURR, LS

Function: 57 CULTURE/RECREATION

Fund: 00100 GENERAL FUND

Sales Tax Referendum: N/A

BU Type: 20 CIP

Department: 04 LEISURE SERVICES DEPT

Program: 04 PARKS & RECREATION

Project Scope:

Project Location:

Project Status:

Project Financials:

Account	LTD Actuals	FY22 Current Budget	FY23 Funding	FY24 Funding	FY25 Funding	FY26 Funding	Total Project Cost
FUTURE BUDGETS			700,000				700,000
TOTAL:			700,000				700,000

CIP Project Detail

Project Number: PK-066

Element: 08 RECREATION / OPEN SPACE **Budget Expended:** 0%

Project Title: SANLANDO PARK - LIGHTING/SITE
PARKING

Start Date:

End Date:

Disctrict:

Director: RICK DURR, LS

Function: 57 CULTURE/RECREATION

Fund: 00100 GENERAL FUND

Sales Tax Referendum: N/A

BU Type: 20 CIP

Department: 04 LEISURE SERVICES DEPT

Program: 04 PARKS & RECREATION

Project Scope:

Project Location:

Project Status:

Project Financials:

Account	LTD Actuals	FY22 Current Budget	FY23 Funding	FY24 Funding	FY25 Funding	FY26 Funding	Total Project Cost
FUTURE BUDGETS						173,438	173,438
TOTAL:						173,438	173,438

CIP Project Detail

Project Number: PK-067

Element: 08 RECREATION / OPEN SPACE **Budget Expended:** 0%

Project Title: SANLANDO PARK - SITE DRAINAGE AND SHELL TRAIL

Start Date:

End Date:

Disctrict:

Director: RICK DURR, LS

Function: 57 CULTURE/RECREATION

Fund: 00100 GENERAL FUND

Sales Tax Referendum: N/A

BU Type: 20 CIP

Department: 04 LEISURE SERVICES DEPT

Program: 04 PARKS & RECREATION

Project Scope:

Project Location:

Project Status:

Project Financials:

Account	LTD Actuals	FY22 Current Budget	FY23 Funding	FY24 Funding	FY25 Funding	FY26 Funding	Total Project Cost
FUTURE BUDGETS					62,500		62,500
TOTAL:					62,500		62,500

CIP Project Detail

Project Number: PK-070

Element: 08 RECREATION / OPEN SPACE **Budget Expended:** 0%

Project Title: SOFTBALL COMPLEX - FENCING/GATES

Start Date:

End Date:

District:

Director: RICK DURR, LS

Function: 57 CULTURE/RECREATION

Fund: 00100 GENERAL FUND

Sales Tax Referendum: N/A

BU Type: 20 CIP

Department: 04 LEISURE SERVICES DEPT

Program: 04 PARKS & RECREATION

Project Scope:

Project Location:

Project Status:

Project Financials:

Account	LTD Actuals	FY22 Current Budget	FY23 Funding	FY24 Funding	FY25 Funding	FY26 Funding	Total Project Cost
FUTURE BUDGETS					84,000	84,000	168,000
TOTAL:					84,000	84,000	168,000

CIP Project Detail

Project Number: PK-071

Element: 08 RECREATION / OPEN SPACE **Budget Expended:** 0%

Project Title: SOFTBALL COMPLEX - PUBLIC RESTROOMS

Start Date:

End Date:

Disctrict:

Director: RICK DURR, LS

Function: 57 CULTURE/RECREATION

Fund: 00100 GENERAL FUND

Sales Tax Referendum: N/A

BU Type: 20 CIP

Department: 04 LEISURE SERVICES DEPT

Program: 04 PARKS & RECREATION

Project Scope:

Project Location:

Project Status:

Project Financials:

Account	LTD Actuals	FY22 Current Budget	FY23 Funding	FY24 Funding	FY25 Funding	FY26 Funding	Total Project Cost
FUTURE BUDGETS					156,250		156,250
TOTAL:					156,250		156,250

CIP Project Detail

Project Number: PK-072

Element: 08 RECREATION / OPEN SPACE **Budget Expended:** 0%

Project Title: SOFTBALL COMPLEX - SEATING

Start Date:

End Date:

District:

Director: RICK DURR, LS

Function: 57 CULTURE/RECREATION

Fund: 00100 GENERAL FUND

Sales Tax Referendum: N/A

BU Type: 20 CIP

Department: 04 LEISURE SERVICES DEPT

Program: 04 PARKS & RECREATION

Project Scope:

Project Location:

Project Status:

Project Financials:

Account	LTD Actuals	FY22 Current Budget	FY23 Funding	FY24 Funding	FY25 Funding	FY26 Funding	Total Project Cost
FUTURE BUDGETS					31,250	31,250	62,500
TOTAL:					31,250	31,250	62,500

CIP Project Detail

Project Number: PK-073

Element: 08 RECREATION / OPEN SPACE **Budget Expended:** 0%

Project Title: SOFTBALL COMPLEX - SOFTBALL FIELDS

Start Date:

End Date:

District:

Director: RICK DURR, LS

Function: 57 CULTURE/RECREATION

Fund: 00100 GENERAL FUND

Sales Tax Referendum: N/A

BU Type: 20 CIP

Department: 04 LEISURE SERVICES DEPT

Program: 04 PARKS & RECREATION

Project Scope:

Project Location:

Project Status:

Project Financials:

Account	LTD Actuals	FY22 Current Budget	FY23 Funding	FY24 Funding	FY25 Funding	FY26 Funding	Total Project Cost
FUTURE BUDGETS				93,750	187,500	187,500	468,750
TOTAL:				93,750	187,500	187,500	468,750

CIP Project Detail

Project Number: PK-074

Element: 08 RECREATION / OPEN SPACE **Budget Expended:** 0%

Project Title: SOFTBALL COMPLEX - TECHNOLOGY UPGRADE

Start Date:

End Date:

Disctrict:

Director: RICK DURR, LS

Function: 57 CULTURE/RECREATION

Fund: 00100 GENERAL FUND

Sales Tax Referendum: N/A

BU Type: 20 CIP

Department: 04 LEISURE SERVICES DEPT

Program: 04 PARKS & RECREATION

Project Scope:

Project Location:

Project Status:

Project Financials:

Account	LTD Actuals	FY22 Current Budget	FY23 Funding	FY24 Funding	FY25 Funding	FY26 Funding	Total Project Cost
FUTURE BUDGETS				62,500			62,500
TOTAL:				62,500			62,500

CIP Project Detail

Project Number: PK-075

Element: 08 RECREATION / OPEN SPACE **Budget Expended:** 0%

Project Title: SOFTBALL COMPLEX -LIGHTING/SITE
PARKING

Start Date:

End Date:

Disctrict:

Director: RICK DURR, LS

Function: 57 CULTURE/RECREATION

Fund: 00100 GENERAL FUND

Sales Tax Referendum: N/A

BU Type: 20 CIP

Department: 04 LEISURE SERVICES DEPT

Program: 04 PARKS & RECREATION

Project Scope:

Project Location:

Project Status:

Project Financials:

Account	LTD Actuals	FY22 Current Budget	FY23 Funding	FY24 Funding	FY25 Funding	FY26 Funding	Total Project Cost
FUTURE BUDGETS				312,188			312,188
TOTAL:				312,188			312,188

CIP Project Detail

Project Number: PK-079

Element: 08 RECREATION / OPEN SPACE **Budget Expended:** 0%

Project Title: SPORT COMPLEX - PAVE OVERFLOW LOT **Start Date:**

End Date:

District:

Director: RICK DURR, LS

Function: 57 CULTURE/RECREATION

Fund: 00100 GENERAL FUND

Sales Tax Referendum: N/A

BU Type: 20 CIP

Department: 04 LEISURE SERVICES DEPT

Program: 04 PARKS & RECREATION

Project Scope:

Project Location:

Project Status:

Project Financials:

Account	LTD Actuals	FY22 Current Budget	FY23 Funding	FY24 Funding	FY25 Funding	FY26 Funding	Total Project Cost
FUTURE BUDGETS			575,000				575,000
TOTAL:			575,000				575,000

CIP Project Detail

Project Number: PK-082

Element: 08 RECREATION / OPEN SPACE **Budget Expended:** 0%

Project Title: SYLVAN LAKE - BOARDWALKS

Start Date:

End Date:

Disctrict:

Director: RICK DURR, LS

Function: 57 CULTURE/RECREATION

Fund: 00100 GENERAL FUND

Sales Tax Referendum: N/A

BU Type: 20 CIP

Department: 04 LEISURE SERVICES DEPT

Program: 04 PARKS & RECREATION

Project Scope:

Project Location:

Project Status:

Project Financials:

Account	LTD Actuals	FY22 Current Budget	FY23 Funding	FY24 Funding	FY25 Funding	FY26 Funding	Total Project Cost
FUTURE BUDGETS					312,500		312,500
TOTAL:					312,500		312,500

CIP Project Detail

Project Number: PK-086

Element: 08 RECREATION / OPEN SPACE **Budget Expended:** 0%

Project Title: SYLVAN LAKE- CONCESSION FACILITIES

Start Date:

End Date:

Disctrict:

Director: RICK DURR, LS

Function: 57 CULTURE/RECREATION

Fund: 00100 GENERAL FUND

Sales Tax Referendum: N/A

BU Type: 20 CIP

Department: 04 LEISURE SERVICES DEPT

Program: 04 PARKS & RECREATION

Project Scope:

Project Location:

Project Status:

Project Financials:

Account	LTD Actuals	FY22 Current Budget	FY23 Funding	FY24 Funding	FY25 Funding	FY26 Funding	Total Project Cost
FUTURE BUDGETS						312,500	312,500
TOTAL:						312,500	312,500

CIP Project Detail

Project Number: PK-087

Element: 08 RECREATION / OPEN SPACE **Budget Expended:** 0%

Project Title: SYLVAN LAKE- LIGHTING/SITE PARKING

Start Date:

End Date:

Disctrict:

Director: RICK DURR, LS

Function: 57 CULTURE/RECREATION

Fund: 00100 GENERAL FUND

Sales Tax Referendum: N/A

BU Type: 20 CIP

Department: 04 LEISURE SERVICES DEPT

Program: 04 PARKS & RECREATION

Project Scope:

Project Location:

Project Status:

Project Financials:

Account	LTD Actuals	FY22 Current Budget	FY23 Funding	FY24 Funding	FY25 Funding	FY26 Funding	Total Project Cost
FUTURE BUDGETS					124,875		124,875
TOTAL:					124,875		124,875

CIP Project Detail

Project Number: PK-088

Element: 08 RECREATION / OPEN SPACE **Budget Expended:** 0%

Project Title: SYLVAN LAKE- PICKLEBALL COURT

Start Date:

End Date:

District:

Director: RICK DURR, LS

Function: 57 CULTURE/RECREATION

Fund: 00100 GENERAL FUND

Sales Tax Referendum: N/A

BU Type: 20 CIP

Department: 04 LEISURE SERVICES DEPT

Program: 04 PARKS & RECREATION

Project Scope:

Project Location:

Project Status:

Project Financials:

Account	LTD Actuals	FY22 Current Budget	FY23 Funding	FY24 Funding	FY25 Funding	FY26 Funding	Total Project Cost
FUTURE BUDGETS						110,000	110,000
TOTAL:						110,000	110,000

CIP Project Detail

Project Number: PK-089

Element: 08 RECREATION / OPEN SPACE **Budget Expended:** 0%

Project Title: SYLVAN LAKE- VEHICULAR PARKING

Start Date:

End Date:

Disctrict:

Director: RICK DURR, LS

Function: 57 CULTURE/RECREATION

Fund: 00100 GENERAL FUND

Sales Tax Referendum: N/A

BU Type: 20 CIP

Department: 04 LEISURE SERVICES DEPT

Program: 04 PARKS & RECREATION

Project Scope:

Project Location:

Project Status:

Project Financials:

Account	LTD Actuals	FY22 Current Budget	FY23 Funding	FY24 Funding	FY25 Funding	FY26 Funding	Total Project Cost
FUTURE BUDGETS				220,500			220,500
TOTAL:				220,500			220,500

CIP Project Detail

Project Number: PK-090

Element: 08 RECREATION / OPEN SPACE **Budget Expended:** 0%

Project Title: WEST BRANCH LIBRARY RENOVATIONS

Start Date:

End Date:

District:

Director: RICK DURR, LS

Function: 57 CULTURE/RECREATION

Fund: 00100 GENERAL FUND

Sales Tax Referendum: N/A

BU Type: 20 CIP

Department: 04 LEISURE SERVICES DEPT

Program: 04 LIBRARY SERVICES

Project Scope:

Project Location:

Project Status:

Project Financials:

Account	LTD Actuals	FY22 Current Budget	FY23 Funding	FY24 Funding	FY25 Funding	FY26 Funding	Total Project Cost
FUTURE BUDGETS			135,250	76,500			211,750
TOTAL:			135,250	76,500			211,750

CIP Project Detail

Project Number: PK-116

Element: 08 RECREATION / OPEN SPACE **Budget Expended:** 0%

Project Title: MOORE STATION FIELD- SOCCER FIELD
RENOVATION

Start Date:

End Date:

Disctrict:

Director: RICK DURR, LS

Function: 57 CULTURE/RECREATION

Fund: 11001 TOURISM SPORTS 4 & 6 CENT FUND

Sales Tax Referendum: N/A

BU Type: 20 CIP

Department: 04 LEISURE SERVICES DEPT

Program: 04 PARKS & RECREATION

Project Scope:

Project Location:

Project Status:

Project Financials:

Account	LTD Actuals	FY22 Current Budget	FY23 Funding	FY24 Funding	FY25 Funding	FY26 Funding	Total Project Cost
FUTURE BUDGETS					562,500		562,500
TOTAL:					562,500		562,500

CIP Project Detail

Project Number: PK-117

Element: 08 RECREATION / OPEN SPACE **Budget Expended:** 0%

Project Title: MOORE STATION FIELD- SPORTS LIGHTING

Start Date:

End Date:

Disctrict:

Director: RICK DURR, LS

Function: 57 CULTURE/RECREATION

Fund: 11001 TOURISM SPORTS 4 & 6 CENT FUND

Sales Tax Referendum: N/A

BU Type: 20 CIP

Department: 04 LEISURE SERVICES DEPT

Program: 04 PARKS & RECREATION

Project Scope:

Project Location:

Project Status:

Project Financials:

Account	LTD Actuals	FY22 Current Budget	FY23 Funding	FY24 Funding	FY25 Funding	FY26 Funding	Total Project Cost
FUTURE BUDGETS				665,000			665,000
TOTAL:				665,000			665,000

CIP Project Detail

Project Number: PK-118

Element: 08 RECREATION / OPEN SPACE **Budget Expended:** 0%

Project Title: RED BUG LAKE PARK - SPORTS LIGHTING **Start Date:**

End Date:

District:

Director: RICK DURR, LS

Function: 57 CULTURE/RECREATION

Fund: 11001 TOURISM SPORTS 4 & 6 CENT FUND

Sales Tax Referendum: N/A

BU Type: 20 CIP

Department: 04 LEISURE SERVICES DEPT

Program: 04 PARKS & RECREATION

Project Scope:

Project Location:

Project Status:

Project Financials:

Account	LTD Actuals	FY22 Current Budget	FY23 Funding	FY24 Funding	FY25 Funding	FY26 Funding	Total Project Cost
FUTURE BUDGETS			1,330,000				1,330,000
TOTAL:			1,330,000				1,330,000

CIP Project Detail

Project Number: PK-119

Element: 08 RECREATION / OPEN SPACE **Budget Expended:** 0%

Project Title: SANLANDO PARK - SPORTS LIGHTING

Start Date:

End Date:

District:

Director: RICK DURR, LS

Function: 57 CULTURE/RECREATION

Fund: 11001 TOURISM SPORTS 4 & 6 CENT FUND

Sales Tax Referendum: N/A

BU Type: 20 CIP

Department: 04 LEISURE SERVICES DEPT

Program: 04 PARKS & RECREATION

Project Scope:

Project Location:

Project Status:

Project Financials:

Account	LTD Actuals	FY22 Current Budget	FY23 Funding	FY24 Funding	FY25 Funding	FY26 Funding	Total Project Cost
FUTURE BUDGETS					748,125		748,125
TOTAL:					748,125		748,125

CIP Project Detail

Project Number: PK-120

Element: 08 RECREATION / OPEN SPACE **Budget Expended:** 0%

Project Title: SANLANDO PARK - STAFF BUILDING

Start Date:

End Date:

District:

Director: RICK DURR, LS

Function: 57 CULTURE/RECREATION

Fund: 11001 TOURISM SPORTS 4 & 6 CENT FUND

Sales Tax Referendum: N/A

BU Type: 20 CIP

Department: 04 LEISURE SERVICES DEPT

Program: 04 PARKS & RECREATION

Project Scope:

Project Location:

Project Status:

Project Financials:

Account	LTD Actuals	FY22 Current Budget	FY23 Funding	FY24 Funding	FY25 Funding	FY26 Funding	Total Project Cost
FUTURE BUDGETS						1,875,000	1,875,000
TOTAL:						1,875,000	1,875,000

CIP Project Detail

Project Number: PK-121

Element: 08 RECREATION / OPEN SPACE **Budget Expended:** 0%

Project Title: SOFTBALL COMPLEX - SPORTS LIGHTING **Start Date:**

End Date:

Disctrict:

Director: RICK DURR, LS

Function: 57 CULTURE/RECREATION

Fund: 11001 TOURISM SPORTS 4 & 6 CENT FUND

Sales Tax Referendum: N/A

BU Type: 20 CIP

Department: 04 LEISURE SERVICES DEPT

Program: 04 PARKS & RECREATION

Project Scope:

Project Location:

Project Status:

Project Financials:

Account	LTD Actuals	FY22 Current Budget	FY23 Funding	FY24 Funding	FY25 Funding	FY26 Funding	Total Project Cost
FUTURE BUDGETS			831,250				831,250
TOTAL:			831,250				831,250

CIP Project Detail

Project Number: PK-123

Element: 08 RECREATION / OPEN SPACE **Budget Expended:** 0%

Project Title: SPORT COMPLEX - NEW TURF

Start Date:

End Date:

District:

Director: RICK DURR, LS

Function: 57 CULTURE/RECREATION

Fund: 11001 TOURISM SPORTS 4 & 6 CENT FUND

Sales Tax Referendum: N/A

BU Type: 20 CIP

Department: 04 LEISURE SERVICES DEPT

Program: 04 PARKS & RECREATION

Project Scope:

Project Location:

Project Status:

Project Financials:

Account	LTD Actuals	FY22 Current Budget	FY23 Funding	FY24 Funding	FY25 Funding	FY26 Funding	Total Project Cost
FUTURE BUDGETS			3,750,000				3,750,000
TOTAL:			3,750,000				3,750,000

CIP Project Detail

Project Number: PK-124

Element: 08 RECREATION / OPEN SPACE **Budget Expended:** 0%

Project Title: SPORT COMPLEX - TURF REPLACEMENT

Start Date:

End Date:

District:

Director: RICK DURR, LS

Function: 57 CULTURE/RECREATION

Fund: 11001 TOURISM SPORTS 4 & 6 CENT FUND

Sales Tax Referendum: N/A

BU Type: 20 CIP

Department: 04 LEISURE SERVICES DEPT

Program: 04 PARKS & RECREATION

Project Scope:

Project Location:

Project Status:

Project Financials:

Account	LTD Actuals	FY22 Current Budget	FY23 Funding	FY24 Funding	FY25 Funding	FY26 Funding	Total Project Cost
FUTURE BUDGETS				4,250,000	5,312,500		9,562,500
TOTAL:				4,250,000	5,312,500		9,562,500

CIP Project Detail

Project Number: PK-125

Element: 08 RECREATION / OPEN SPACE **Budget Expended:** 0%

Project Title: SPORTS COMPLEX - DIGITAL VIDEO
BOARDS

Start Date:

End Date:

Disctrict:

Director: RICK DURR, LS

Function: 57 CULTURE/RECREATION

Fund: 11001 TOURISM SPORTS 4 & 6 CENT FUND

Sales Tax Referendum: N/A

BU Type: 20 CIP

Department: 04 LEISURE SERVICES DEPT

Program: 04 PARKS & RECREATION

Project Scope:

Project Location:

Project Status:

Project Financials:

Account	LTD Actuals	FY22 Current Budget	FY23 Funding	FY24 Funding	FY25 Funding	FY26 Funding	Total Project Cost
FUTURE BUDGETS				937,500			937,500
TOTAL:				937,500			937,500

CIP Project Detail

Project Number: PK-126

Element: 08 RECREATION / OPEN SPACE **Budget Expended:** 0%

Project Title: SPORTS COMPLEX - FENCE EQUIPMENT

Start Date:

End Date:

District:

Director: RICK DURR, LS

Function: 57 CULTURE/RECREATION

Fund: 11001 TOURISM SPORTS 4 & 6 CENT FUND

Sales Tax Referendum: N/A

BU Type: 20 CIP

Department: 04 LEISURE SERVICES DEPT

Program: 04 PARKS & RECREATION

Project Scope:

Project Location:

Project Status:

Project Financials:

Account	LTD Actuals	FY22 Current Budget	FY23 Funding	FY24 Funding	FY25 Funding	FY26 Funding	Total Project Cost
FUTURE BUDGETS			343,310				343,310
TOTAL:			343,310				343,310

CIP Project Detail

Project Number: PK-128

Element: 08 RECREATION / OPEN SPACE **Budget Expended:** 0%

Project Title: SYLVAN LAKE - SOCCER FIELDS

Start Date:

End Date:

District:

Director: RICK DURR, LS

Function: 57 CULTURE/RECREATION

Fund: 11001 TOURISM SPORTS 4 & 6 CENT FUND

Sales Tax Referendum: N/A

BU Type: 20 CIP

Department: 04 LEISURE SERVICES DEPT

Program: 04 PARKS & RECREATION

Project Scope:

Project Location:

Project Status:

Project Financials:

Account	LTD Actuals	FY22 Current Budget	FY23 Funding	FY24 Funding	FY25 Funding	FY26 Funding	Total Project Cost
FUTURE BUDGETS			93,750	93,750	93,750	93,750	375,000
TOTAL:			93,750	93,750	93,750	93,750	375,000

CIP Project Detail

Project Number: PK-129

Element: 08 RECREATION / OPEN SPACE **Budget Expended:** 0%

Project Title: SYLVAN LAKE - SPORTS LIGHTING

Start Date:

End Date:

Disctrict:

Director: RICK DURR, LS

Function: 57 CULTURE/RECREATION

Fund: 11001 TOURISM SPORTS 4 & 6 CENT FUND

Sales Tax Referendum: N/A

BU Type: 20 CIP

Department: 04 LEISURE SERVICES DEPT

Program: 04 PARKS & RECREATION

Project Scope:

Project Location:

Project Status:

Project Financials:

Account	LTD Actuals	FY22 Current Budget	FY23 Funding	FY24 Funding	FY25 Funding	FY26 Funding	Total Project Cost
FUTURE BUDGETS				249,375			249,375
TOTAL:				249,375			249,375

CIP Project Detail

Project Number: PK-131

Element: 08 RECREATION / OPEN SPACE **Budget Expended:** 0%

Project Title: MUSEUM - COLLECTIONS ANEX

Start Date:

End Date:

Disctrict:

Director: RICK DURR, LS

Function: 57 CULTURE/RECREATION

Fund: 11917 LEISURE SERVICES GRANTS

Sales Tax Referendum: N/A

BU Type: 20 CIP

Department: 04 LEISURE SERVICES DEPT

Program: 04 PARKS & RECREATION

Project Scope:

Project Location:

Project Status:

Project Financials:

Account	LTD Actuals	FY22 Current Budget	FY23 Funding	FY24 Funding	FY25 Funding	FY26 Funding	Total Project Cost
FUTURE BUDGETS				3,225,000			3,225,000
TOTAL:				3,225,000			3,225,000

CIP Project Detail

Project Number: PK-132

Element: 08 RECREATION / OPEN SPACE **Budget Expended:** 0%

Project Title: MUSEUM - EXHIBITS GALLERY

Start Date:

End Date:

Disctrict:

Director: RICK DURR, LS

Function: 57 CULTURE/RECREATION

Fund: 11917 LEISURE SERVICES GRANTS

Sales Tax Referendum: N/A

BU Type: 20 CIP

Department: 04 LEISURE SERVICES DEPT

Program: 04 PARKS & RECREATION

Project Scope:

Project Location:

Project Status:

Project Financials:

Account	LTD Actuals	FY22 Current Budget	FY23 Funding	FY24 Funding	FY25 Funding	FY26 Funding	Total Project Cost
FUTURE BUDGETS						1,687,500	1,687,500
TOTAL:						1,687,500	1,687,500

CIP Project Detail

Project Number: PK-133

Element: 08 RECREATION / OPEN SPACE **Budget Expended:** 0%

Project Title: MUSEUM - PREHISTORY GALLERY

Start Date:

End Date:

Disctrict:

Director: RICK DURR, LS

Function: 57 CULTURE/RECREATION

Fund: 11917 LEISURE SERVICES GRANTS

Sales Tax Referendum: N/A

BU Type: 20 CIP

Department: 04 LEISURE SERVICES DEPT

Program: 04 PARKS & RECREATION

Project Scope:

Project Location:

Project Status:

Project Financials:

Account	LTD Actuals	FY22 Current Budget	FY23 Funding	FY24 Funding	FY25 Funding	FY26 Funding	Total Project Cost
FUTURE BUDGETS						4,300,000	4,300,000
TOTAL:						4,300,000	4,300,000

CIP Project Detail

Project Number: PK-134

Element: 08 RECREATION / OPEN SPACE **Budget Expended:** 0%

Project Title: NORTHWEST BRANCH CIRCULATION
DESK

Start Date:

End Date:

Disctrict:

Director: RICK DURR, LS

Function: 57 CULTURE/RECREATION

Fund: 11917 LEISURE SERVICES GRANTS

Sales Tax Referendum: N/A

BU Type: 20 CIP

Department: 04 LEISURE SERVICES DEPT

Program: 04 LIBRARY SERVICES

Project Scope:

Project Location:

Project Status:

Project Financials:

Account	LTD Actuals	FY22 Current Budget	FY23 Funding	FY24 Funding	FY25 Funding	FY26 Funding	Total Project Cost
FUTURE BUDGETS			62,500				62,500
TOTAL:			62,500				62,500

CIP Project Detail

Project Number: PK-135

Element: 08 RECREATION / OPEN SPACE **Budget Expended:** 0%

Project Title: LAKE JESUP PARK PARKING LOT

Start Date:

End Date:

Disctrict:

Director: RICK DURR, LS

Function: 57 CULTURE/RECREATION

Fund: 00104 BOATING IMPROVEMENT FUND

Sales Tax Referendum: N/A

BU Type: 20 CIP

Department: 04 LEISURE SERVICES DEPT

Program: 04 GREENWAYS & NATURAL LANDS

Project Scope:

Project Location:

Project Status:

Project Financials:

Account	LTD Actuals	FY22 Current Budget	FY23 Funding	FY24 Funding	FY25 Funding	FY26 Funding	Total Project Cost
FUTURE BUDGETS			77,006				77,006
TOTAL:			77,006				77,006

CIP Project Detail

Project Number: PK-136

Element: 08 RECREATION / OPEN SPACE **Budget Expended:** 0%

Project Title: LAKE JESUP PARK RAMP IMPROVEMENTS **Start Date:**

End Date:

District:

Director: RICK DURR, LS

Function: 57 CULTURE/RECREATION

Fund: 00104 BOATING IMPROVEMENT FUND

Sales Tax Referendum: N/A

BU Type: 20 CIP

Department: 04 LEISURE SERVICES DEPT

Program: 04 GREENWAYS & NATURAL LANDS

Project Scope:

Project Location:

Project Status:

Project Financials:

Account	LTD Actuals	FY22 Current Budget	FY23 Funding	FY24 Funding	FY25 Funding	FY26 Funding	Total Project Cost
FUTURE BUDGETS			100,000				100,000
TOTAL:			100,000				100,000

CIP Project Detail

Project Number: PK-137

Element: 08 RECREATION / OPEN SPACE **Budget Expended:** 0%

Project Title: LAKE JESUP PARK SEAWALL

Start Date:

End Date:

Disctrict:

Director: RICK DURR, LS

Function: 57 CULTURE/RECREATION

Fund: 00104 BOATING IMPROVEMENT FUND

Sales Tax Referendum: N/A

BU Type: 20 CIP

Department: 04 LEISURE SERVICES DEPT

Program: 04 GREENWAYS & NATURAL LANDS

Project Scope:

Project Location:

Project Status:

Project Financials:

Account	LTD Actuals	FY22 Current Budget	FY23 Funding	FY24 Funding	FY25 Funding	FY26 Funding	Total Project Cost
FUTURE BUDGETS			100,000				100,000
TOTAL:			100,000				100,000

CIP Project Detail

Project Number: PK-138

Element: 08 RECREATION / OPEN SPACE **Budget Expended:** 0%

Project Title: LAKE MONROE WAYSIDE PARK
RESTROOM BUILDING

Start Date:

End Date:

Disctrict:

Director: RICK DURR, LS

Function: 57 CULTURE/RECREATION

Fund: 00104 BOATING IMPROVEMENT FUND

Sales Tax Referendum: N/A

BU Type: 20 CIP

Department: 04 LEISURE SERVICES DEPT

Program: 04 GREENWAYS & NATURAL LANDS

Project Scope:

Project Location:

Project Status:

Project Financials:

Account	LTD Actuals	FY22 Current Budget	FY23 Funding	FY24 Funding	FY25 Funding	FY26 Funding	Total Project Cost
FUTURE BUDGETS			187,500				187,500
TOTAL:			187,500				187,500

CIP Project Detail

Project Number: PK-140

Element: 08 RECREATION / OPEN SPACE **Budget Expended:** 0%

Project Title: ECON WILDERNESS AREA RESTROOM

Start Date:

End Date:

Disctrict:

Director: RICK DURR, LS

Function: 57 CULTURE/RECREATION

Fund: 32100 NATURAL LANDS/TRAILS

Sales Tax Referendum: N/A

BU Type: 20 CIP

Department: 04 LEISURE SERVICES DEPT

Program: 04 GREENWAYS & NATURAL LANDS

Project Scope:

Project Location:

Project Status:

Project Financials:

Account	LTD Actuals	FY22 Current Budget	FY23 Funding	FY24 Funding	FY25 Funding	FY26 Funding	Total Project Cost
FUTURE BUDGETS				343,750			343,750
TOTAL:				343,750			343,750

CIP Project Detail

Project Number: PK-141

Element: 08 RECREATION / OPEN SPACE **Budget Expended:** 0%

Project Title: LAKE HARNEY WILDERNESS AREA

Start Date:

End Date:

District:

Director: RICK DURR, LS

Function: 57 CULTURE/RECREATION

Fund: 32100 NATURAL LANDS/TRAILS

Sales Tax Referendum: N/A

BU Type: 20 CIP

Department: 04 LEISURE SERVICES DEPT

Program: 04 GREENWAYS & NATURAL LANDS

Project Scope:

Project Location:

Project Status:

Project Financials:

Account	LTD Actuals	FY22 Current Budget	FY23 Funding	FY24 Funding	FY25 Funding	FY26 Funding	Total Project Cost
FUTURE BUDGETS			933,725				933,725
TOTAL:			933,725				933,725

CIP Project Detail

Project Number: PK-142

Element: 08 RECREATION / OPEN SPACE **Budget Expended:** 0%

Project Title: LAKE HARNEY WILDERNESS AREA PH 2

Start Date:

End Date:

Disctrict:

Director: RICK DURR, LS

Function: 57 CULTURE/RECREATION

Fund: 32100 NATURAL LANDS/TRAILS

Sales Tax Referendum: N/A

BU Type: 20 CIP

Department: 04 LEISURE SERVICES DEPT

Program: 04 GREENWAYS & NATURAL LANDS

Project Scope:

Project Location:

Project Status:

Project Financials:

Account	LTD Actuals	FY22 Current Budget	FY23 Funding	FY24 Funding	FY25 Funding	FY26 Funding	Total Project Cost
FUTURE BUDGETS			773,725				773,725
TOTAL:			773,725				773,725

CIP Project Detail

Project Number: PK-143

Element: 08 RECREATION / OPEN SPACE **Budget Expended:** 0%

Project Title: SPRING HAMMOCK LIFT/RAMP

Start Date:

End Date:

District:

Director: RICK DURR, LS

Function: 57 CULTURE/RECREATION

Fund: 32100 NATURAL LANDS/TRAILS

Sales Tax Referendum: N/A

BU Type: 20 CIP

Department: 04 LEISURE SERVICES DEPT

Program: 04 GREENWAYS & NATURAL LANDS

Project Scope:

Project Location:

Project Status:

Project Financials:

Account	LTD Actuals	FY22 Current Budget	FY23 Funding	FY24 Funding	FY25 Funding	FY26 Funding	Total Project Cost
FUTURE BUDGETS			520,000				520,000
TOTAL:			520,000				520,000

CIP Project Detail

Project Number: PK-144

Element: 08 RECREATION / OPEN SPACE **Budget Expended:** 0%

Project Title: SPRING HAMMOCK OBSERVATION TOWER

Start Date:

End Date:

Disctrict:

Director: RICK DURR, LS

Function: 57 CULTURE/RECREATION

Fund: 32100 NATURAL LANDS/TRAILS

Sales Tax Referendum: N/A

BU Type: 20 CIP

Department: 04 LEISURE SERVICES DEPT

Program: 04 GREENWAYS & NATURAL LANDS

Project Scope:

Project Location:

Project Status:

Project Financials:

Account	LTD Actuals	FY22 Current Budget	FY23 Funding	FY24 Funding	FY25 Funding	FY26 Funding	Total Project Cost
FUTURE BUDGETS			520,000				520,000
TOTAL:			520,000				520,000

CIP Project Detail

Project Number: 00015008 **Element:** 09 GENERAL GOVERNMENT **Budget Expended:** 20%
Project Title: REAGAN CENTER **Start Date:** **End Date:**
District: **Director:** TRICIA JOHNSON, ED&CR
Function: 55 ECONOMIC ENVIRONMENT **Fund:** 13300 17/92 REDEVELOPMENT TI FUND
Sales Tax Referendum: N/A **BU Type:** 20 CIP
Department: 01 ADMINISTRATION DEPT **Program:** 01 17-92 CRA
Project Scope:
 REAGAN CENTER

Project Location:

Project Status:

Project Financials:

Account	LTD Actuals	FY22 Current Budget	FY23 Funding	FY24 Funding	FY25 Funding	FY26 Funding	Total Project Cost
580821 AID TO PRIVATE ORGANIZAT	148,000	592,000					740,000
FUTURE BUDGETS							
TOTAL:	148,000	592,000					740,000

CIP Project Detail

Project Number: 00045205 **Element:** 09 GENERAL GOVERNMENT **Budget Expended:** 45%
Project Title: COURTHOUSE RENOVATIONS **Start Date:** **End Date:**
District: **Director:** JEAN JREIJ, PW
Function: 60 COURT ADMINISTRATION **Fund:** 32200 COURTHOUSE PROJECTS FUND
Sales Tax Referendum: N/A **BU Type:** 20 CIP
Department: 07 PUBLIC WORKS DEPT **Program:** 07 FACILITIES
Project Scope:
 COURTHOUSE RENOVATIONS COURTHOUSE RENOVATIONS

Project Location:

Project Status:

Project Financials:

Account	LTD Actuals	FY22 Current Budget	FY23 Funding	FY24 Funding	FY25 Funding	FY26 Funding	Total Project Cost
530 OPERATING EXPENDITURES	148,042						148,042
560650 CONSTRUCTION IN PROGRES	64,041	259,853					323,895
FUTURE BUDGETS							
TOTAL:	212,083	259,853					471,936

CIP Project Detail

Project Number: 00284203 **Element:** 09 GENERAL GOVERNMENT **Budget Expended:** 0%

Project Title: LK JESUP GROUNDWATER SEEPAGE **Start Date:** **End Date:**

District: **Director:** JEAN JREIJ, PW

Function: 53 PHYSICAL ENVIRONMENT **Fund:** 00100 GENERAL FUND

Sales Tax Referendum: N/A **BU Type:** 20 CIP

Department: 07 PUBLIC WORKS DEPT **Program:** 07 WATER QUALITY

Project Scope:
LK JESSUP GRNDWTR SEEPAGE

Project Location:

Project Status:

Project Financials:

Account	LTD Actuals	FY22 Current Budget	FY23 Funding	FY24 Funding	FY25 Funding	FY26 Funding	Total Project Cost
530 OPERATING EXPENDITURES		61,390					61,390
FUTURE BUDGETS							
TOTAL:		61,390					61,390

CIP Project Detail

Project Number: 01785440 **Element:** 09 GENERAL GOVERNMENT **Budget Expended:** 30%

Project Title: LAKE BRANTLEY NUTRIENT STUDY **Start Date:** **End Date:**

District: **Director:** JEAN JREIJ, PW

Function: 53 PHYSICAL ENVIRONMENT **Fund:** 11560 2014 INFRASTRUCTURE SALES TAX

Sales Tax Referendum: 3C STORMWATER & WATER QUALITY **BU Type:** 20 CIP

Department: 07 PUBLIC WORKS DEPT **Program:** 07 WATER QUALITY

Project Scope:

DEVELOP ACURATE NUTRIENT & HYDROLOGIC BUDGET FOR THE PROTECTION AND RESTORATION OF WATER RESOURCES, AS IDENTIFIED IN THE VOTER APPROVED ONE CENT INFRASTRUCTURE SURTAX REINSTATEMENT ON MAY 20, 2014.- WEKIVA BASIN (BIG WEKIVA)

Project Location:

Project Status:

Project Financials:

Account	LTD Actuals	FY22 Current Budget	FY23 Funding	FY24 Funding	FY25 Funding	FY26 Funding	Total Project Cost
530 OPERATING EXPENDITURES	45,325	104,675					150,000
FUTURE BUDGETS							
TOTAL:	45,325	104,675					150,000

CIP Project Detail

Project Number: 01785441 **Element:** 09 GENERAL GOVERNMENT **Budget Expended:** 26%

Project Title: LAKE SEMINARY NUTRIENT STUDY **Start Date:** **End Date:**

District: **Director:** JEAN JREIJ, PW

Function: 53 PHYSICAL ENVIRONMENT **Fund:** 11560 2014 INFRASTRUCTURE SALES TAX

Sales Tax Referendum: 3C STORMWATER & WATER QUALITY **BU Type:** 20 CIP

Department: 07 PUBLIC WORKS DEPT **Program:** 07 WATER QUALITY

Project Scope:

DEVELOP ACURATE NUTRIENT & HYDROLOGIC BUDGET FOR THE PROTECTION AND RESTORATION OF WATER RESOURCES AND REGULATORY COMPLIANCE, AS IDENTIFIED IN THE VOTER APPROVED ONE CENT INFRASTRUCTURE SURTAX - LAKE JESUP (HOWELL CREEK)

Project Location:

Project Status:

Project Financials:

Account	LTD Actuals	FY22 Current Budget	FY23 Funding	FY24 Funding	FY25 Funding	FY26 Funding	Total Project Cost
530 OPERATING EXPENDITURES	26,303	73,697					100,000
FUTURE BUDGETS							
TOTAL:	26,303	73,697					100,000

CIP Project Detail

Project Number: 01785442 **Element:** 09 GENERAL GOVERNMENT **Budget Expended:** 66%

Project Title: LAKE SYLVAN NUTRIENT STUDY **Start Date:** **End Date:**

District: **Director:** JEAN JREIJ, PW

Function: 53 PHYSICAL ENVIRONMENT **Fund:** 11560 2014 INFRASTRUCTURE SALES TAX

Sales Tax Referendum: 3C STORMWATER & WATER QUALITY **BU Type:** 20 CIP

Department: 07 PUBLIC WORKS DEPT **Program:** 07 WATER QUALITY

Project Scope:

DEVELOP ACURATE NUTRIENT & HYDROLOGIC BUDGET FOR THE PROTECTION AND RESTORATION OF WATER RESOURCES, AS IDENTIFIED IN THE VOTER APPROVED ONE CENT INFRASTRUCTURE SURTAX REINSTATEMENT ON MAY 20, 2014.

Project Location:

Project Status:

Project Financials:

Account	LTD Actuals	FY22 Current Budget	FY23 Funding	FY24 Funding	FY25 Funding	FY26 Funding	Total Project Cost
530 OPERATING EXPENDITURES	129,249						129,249
560680 CONSTRUCTION & DESIGN		70,751					70,751
560690 ENGINEERING COSTS	6,153						6,153
FUTURE BUDGETS							
TOTAL:	135,402	70,751					206,153

CIP Project Detail

Project Number: 01901019 **Element:** 09 GENERAL GOVERNMENT **Budget Expended:** 23%

Project Title: 5 POINTS DEVELOPMENT PROJECT **Start Date:** **End Date:**

District: **Director:** JOE ABEL, CMO

Function: 51 GENERAL GOVERNMENT **Fund:** 00100 GENERAL FUND

Sales Tax Referendum: N/A **BU Type:** 20 CIP

Department: 01 ADMINISTRATION DEPT **Program:** 01 COUNTY MANAGER

Project Scope:
5 POINTS MASTER PLAN

Project Location:

Project Status:

Project Financials:

Account	LTD Actuals	FY22 Current Budget	FY23 Funding	FY24 Funding	FY25 Funding	FY26 Funding	Total Project Cost
530 OPERATING EXPENDITURES		4,223					4,223
560680 CONSTRUCTION & DESIGN	1,171,808	3,954,584					5,126,392
FUTURE BUDGETS							
TOTAL:							1,171,808 3,958,807 5,130,615

CIP Project Detail

Project Number: 01901020 **Element:** 09 GENERAL GOVERNMENT **Budget Expended:** 100%

Project Title: ROSENWALD PROPERTY DEVELOPMENT **Start Date:** **End Date:**

District: **Director:** JOE ABEL, CMO

Function: 51 GENERAL GOVERNMENT **Fund:** 00100 GENERAL FUND

Sales Tax Referendum: N/A **BU Type:** 20 CIP

Department: 01 ADMINISTRATION DEPT **Program:** 01 COUNTY MANAGER

Project Scope:

ROSENWALD PROPERTY DEVELOPMENT SEMINOLE COUNTY IS LOOKING TO CREATE A STRATEGIC MASTER PLAN WITHIN THE WINWOOD COMMUNITY, AN HISTORIC NEIGHBORHOOD IN THE SOUTHWESTERN PORTION OF THE UNINCORPORATED COUNTY BETWEEN THE CITIES OF ALTAMONTE SPRINGS AND CASSELB

Project Location:

Project Status:

Project Financials:

Account	LTD Actuals	FY22 Current Budget	FY23 Funding	FY24 Funding	FY25 Funding	FY26 Funding	Total Project Cost
530 OPERATING EXPENDITURES	89,053	5,977					95,031
560610 LAND	1,757,753						1,757,753
FUTURE BUDGETS							
TOTAL:	1,846,806	5,977					1,852,783

CIP Project Detail

Project Number: 01918002 **Element:** 09 GENERAL GOVERNMENT **Budget Expended:** 97%

Project Title: ROLLING HILLS REMEDIATION **Start Date:** **End Date:**

District: **Director:** LORIE BAILEY-BROWN, RM

Function: 53 PHYSICAL ENVIRONMENT **Fund:** 16000 MSBU PROGRAM

Sales Tax Referendum: N/A **BU Type:** 20 CIP

Department: 18 RESOURCE MANAGEMENT DEPT **Program:** 18 MSBU PROGRAM

Project Scope:
ROLLING HILLS REMEDIATION

Project Location:

Project Status:

Project Financials:

Account	LTD Actuals	FY22 Current Budget	FY23 Funding	FY24 Funding	FY25 Funding	FY26 Funding	Total Project Cost
560610 LAND	1,454,911	47,201					1,502,112
580811 AID TO GOVT AGENCIES							
FUTURE BUDGETS							
TOTAL:	1,454,911	47,201					1,502,112

CIP Project Detail

Project Number: 01918005 **Element:** 09 GENERAL GOVERNMENT **Budget Expended:** 79%

Project Title: MSBU SYLVAN LAKE (AWC) **Start Date:** **End Date:**

District: **Director:** LORIE BAILEY-BROWN, RM

Function: 53 PHYSICAL ENVIRONMENT **Fund:** 16000 MSBU PROGRAM

Sales Tax Referendum: N/A **BU Type:** 20 CIP

Department: 18 RESOURCE MANAGEMENT DEPT **Program:** 18 MSBU PROGRAM

Project Scope:
MSBU SYLVAN LAKE (AWC)

Project Location:

Project Status:

Project Financials:

Account	LTD Actuals	FY22 Current Budget	FY23 Funding	FY24 Funding	FY25 Funding	FY26 Funding	Total Project Cost
530 OPERATING EXPENDITURES	96,155	24,845					121,000
FUTURE BUDGETS							
TOTAL:	96,155	24,845					121,000

CIP Project Detail

Project Number: 02007024 **Element:** 09 GENERAL GOVERNMENT **Budget Expended:** 34%

Project Title: WEKIVA BMAP/PFA GRDWTR ANALYS **Start Date:** **End Date:**

District: **Director:** JEAN JREIJ, PW

Function: 53 PHYSICAL ENVIRONMENT **Fund:** 11560 2014 INFRASTRUCTURE SALES TAX

Sales Tax Referendum: 3C STORMWATER & WATER QUALITY **BU Type:** 20 CIP

Department: 07 PUBLIC WORKS DEPT **Program:** 07 WATER QUALITY

Project Scope:
WEKIVA BMAP/PFA GRDWTR ANALYS

Project Location:

Project Status:

Project Financials:

Account	LTD Actuals	FY22 Current Budget	FY23 Funding	FY24 Funding	FY25 Funding	FY26 Funding	Total Project Cost
530 OPERATING EXPENDITURES	40,795	8,496					49,290
560650 CONSTRUCTION IN PROGRES		80,710					80,710
560690 ENGINEERING COSTS	4,730						4,730
FUTURE BUDGETS							
TOTAL:	45,525	89,205					134,730

CIP Project Detail

Project Number: 02007123 **Element:** 09 GENERAL GOVERNMENT **Budget Expended:** 55%

Project Title: VEGETATION/SEDIMENT REMOVAL **Start Date:** **End Date:**

District: **Director:** JEAN JREIJ, PW

Function: 53 PHYSICAL ENVIRONMENT **Fund:** 11560 2014 INFRASTRUCTURE SALES TAX

Sales Tax Referendum: 3C STORMWATER & WATER QUALITY **BU Type:** 20 CIP

Department: 07 PUBLIC WORKS DEPT **Program:** 07 WATER QUALITY

Project Scope:

THIS IS THE ANNUAL FUNDING FOR VARIOUS IN-LAKE DREDGING AND RESTORATION CAPITAL MAINTENANCE PROJECTS, INCLUDING COST SHARES FOR MSBU AND/OR TMDL, ETC.

Project Location:

Project Status:

Project Financials:

Account	LTD Actuals	FY22 Current Budget	FY23 Funding	FY24 Funding	FY25 Funding	FY26 Funding	Total Project Cost
530 OPERATING EXPENDITURES	54,922						54,922
560650 CONSTRUCTION IN PROGRES		45,078					45,078
FUTURE BUDGETS							
TOTAL:	54,922	45,078					100,000

CIP Project Detail

Project Number: 02107069 **Element:** 09 GENERAL GOVERNMENT **Budget Expended:** 51%

Project Title: HOWELL CREEK BIO-MONITORING **Start Date:** **End Date:**

District: **Director:** JEAN JREIJ, PW

Function: 53 PHYSICAL ENVIRONMENT **Fund:** 11560 2014 INFRASTRUCTURE SALES TAX

Sales Tax Referendum: 3C STORMWATER & WATER QUALITY **BU Type:** 20 CIP

Department: 07 PUBLIC WORKS DEPT **Program:** 07 WATER QUALITY

Project Scope:

This project is Phase II to the Howell Creek Regional Stormwater Facility-Nutrient Removal Pilot Project. Study will monitor the effectiveness of the biosorptive media types.

Project Location:

Project Status:

Project Financials:

Account	LTD Actuals	FY22 Current Budget	FY23 Funding	FY24 Funding	FY25 Funding	FY26 Funding	Total Project Cost
530 OPERATING EXPENDITURES	30,515	29,881					60,396
FUTURE BUDGETS							
TOTAL:	30,515	29,881					60,396

CIP Project Detail

Project Number: 02107085 **Element:** 09 GENERAL GOVERNMENT **Budget Expended:** 12%

Project Title: 5 POINTS DEV - COURT ANNEX **Start Date:** **End Date:**

District: **Director:** JEAN JREIJ, PW

Function: 51 GENERAL GOVERNMENT **Fund:** 32300 FIVE POINTS DEVELOPMENT FUND

Sales Tax Referendum: N/A **BU Type:** 20 CIP

Department: 07 PUBLIC WORKS DEPT **Program:** 07 CAPITAL PROJECTS DELIVERY

Project Scope:

PROJECTS RELATED TO THE DESIGN AND CONSTRUCTION OF THE FIVE POINTS DEVELOPMENT PROJECT. 5 POINTS DEV - COURT ANNEX

Project Location:

Project Status:

Project Financials:

Account	LTD Actuals	FY22 Current Budget	FY23 Funding	FY24 Funding	FY25 Funding	FY26 Funding	Total Project Cost
560650 CONSTRUCTION IN PROGRES	5,028,552	36,825,698					41,854,250
560680 CONSTRUCTION & DESIGN	14,750						14,750
FUTURE BUDGETS							
TOTAL:	5,043,302	36,825,698					41,869,000

CIP Project Detail

Project Number: 02107086 **Element:** 09 GENERAL GOVERNMENT **Budget Expended:** 0%

Project Title: 5 POINTS DEV - CJC RENOVATION **Start Date:** **End Date:**

District: **Director:** JEAN JREIJ, PW

Function: 51 GENERAL GOVERNMENT **Fund:** 32300 FIVE POINTS DEVELOPMENT FUND

Sales Tax Referendum: N/A **BU Type:** 20 CIP

Department: 07 PUBLIC WORKS DEPT **Program:** 07 CAPITAL PROJECTS DELIVERY

Project Scope:

PROJECTS RELATED TO THE DESIGN AND CONSTRUCTION OF THE FIVE POINTS DEVELOPMENT PROJECT. 5 POINTS DEV - CJC RENOVATION

Project Location:

Project Status:

Project Financials:

Account	LTD Actuals	FY22 Current Budget	FY23 Funding	FY24 Funding	FY25 Funding	FY26 Funding	Total Project Cost
560680 CONSTRUCTION & DESIGN		93,674					93,674
FUTURE BUDGETS							
TOTAL:		93,674					93,674

CIP Project Detail

Project Number: 02107087 **Element:** 09 GENERAL GOVERNMENT **Budget Expended:** 12%

Project Title: 5 POINTS DEV - PARKING GARAGE **Start Date:** **End Date:**

District: **Director:** JEAN JREIJ, PW

Function: 51 GENERAL GOVERNMENT **Fund:** 32300 FIVE POINTS DEVELOPMENT FUND

Sales Tax Referendum: N/A **BU Type:** 20 CIP

Department: 07 PUBLIC WORKS DEPT **Program:** 07 CAPITAL PROJECTS DELIVERY

Project Scope:

PROJECTS RELATED TO THE DESIGN AND CONSTRUCTION OF THE FIVE POINTS DEVELOPMENT PROJECT. 5 POINTS DEV - PARKING GARAGE

Project Location:

Project Status:

Project Financials:

Account	LTD Actuals	FY22 Current Budget	FY23 Funding	FY24 Funding	FY25 Funding	FY26 Funding	Total Project Cost
560650 CONSTRUCTION IN PROGRES	1,534,135	11,525,044					13,059,179
560680 CONSTRUCTION & DESIGN	4,500						4,500
FUTURE BUDGETS							
TOTAL:	1,538,635	11,525,044					13,063,679

CIP Project Detail

Project Number: 02107088 **Element:** 09 GENERAL GOVERNMENT **Budget Expended:** 12%

Project Title: 5 POINTS DEV - ENERGY PLANT **Start Date:** **End Date:**

District: **Director:** JEAN JREIJ, PW

Function: 51 GENERAL GOVERNMENT **Fund:** 32300 FIVE POINTS DEVELOPMENT FUND

Sales Tax Referendum: N/A **BU Type:** 20 CIP

Department: 07 PUBLIC WORKS DEPT **Program:** 07 CAPITAL PROJECTS DELIVERY

Project Scope:

PROJECTS RELATED TO THE DESIGN AND CONSTRUCTION OF THE FIVE POINTS DEVELOPMENT PROJECT. 5 POINTS DEV - ENERGY PLANT

Project Location:

Project Status:

Project Financials:

Account	LTD Actuals	FY22 Current Budget	FY23 Funding	FY24 Funding	FY25 Funding	FY26 Funding	Total Project Cost
560650 CONSTRUCTION IN PROGRES	1,974,115	14,693,782					16,667,897
560680 CONSTRUCTION & DESIGN	5,750						5,750
FUTURE BUDGETS							
TOTAL:	1,979,865	14,693,782					16,673,647

CIP Project Detail

Project Number: 02118003 **Element:** 09 GENERAL GOVERNMENT **Budget Expended:** 68%

Project Title: LITTLE LK HOWELL/TUSKAWILLA **Start Date:** **End Date:**

District: **Director:** LORIE BAILEY-BROWN, RM

Function: 53 PHYSICAL ENVIRONMENT **Fund:** 16000 MSBU PROGRAM

Sales Tax Referendum: N/A **BU Type:** 20 CIP

Department: 18 RESOURCE MANAGEMENT DEPT **Program:** 18 MSBU PROGRAM

Project Scope:
LITTLE LK HOWELL/TUSKAWILLA

Project Location:

Project Status:

Project Financials:

Account	LTD Actuals	FY22 Current Budget	FY23 Funding	FY24 Funding	FY25 Funding	FY26 Funding	Total Project Cost
530 OPERATING EXPENDITURES	40,334	19,166					59,500
FUTURE BUDGETS							
TOTAL:	40,334	19,166					59,500

CIP Project Detail

Project Number: 02118004 **Element:** 09 GENERAL GOVERNMENT **Budget Expended:** 83%

Project Title: E CRYSTAL CHAIN OF LAKES **Start Date:** **End Date:**

District: **Director:** LORIE BAILEY-BROWN, RM

Function: 53 PHYSICAL ENVIRONMENT **Fund:** 16000 MSBU PROGRAM

Sales Tax Referendum: N/A **BU Type:** 20 CIP

Department: 18 RESOURCE MANAGEMENT DEPT **Program:** 18 MSBU PROGRAM

Project Scope:
E CRYSTAL CHAIN OF LAKES

Project Location:

Project Status:

Project Financials:

Account	LTD Actuals	FY22 Current Budget	FY23 Funding	FY24 Funding	FY25 Funding	FY26 Funding	Total Project Cost
530 OPERATING EXPENDITURES	281,319	56,181					337,500
FUTURE BUDGETS							
TOTAL:	281,319	56,181					337,500

CIP Project Detail

Project Number: 02218005 **Element:** 09 GENERAL GOVERNMENT **Budget Expended:** 0%

Project Title: LAKE LINDEN - PH I MSBU **Start Date:** **End Date:**

District: **Director:** LORIE BAILEY-BROWN, RM

Function: 53 PHYSICAL ENVIRONMENT **Fund:** 16000 MSBU PROGRAM

Sales Tax Referendum: N/A **BU Type:** 20 CIP

Department: 18 RESOURCE MANAGEMENT DEPT **Program:** 18 MSBU PROGRAM

Project Scope:

Project Location:

Project Status:

Project Financials:

Account	LTD Actuals	FY22 Current Budget	FY23 Funding	FY24 Funding	FY25 Funding	FY26 Funding	Total Project Cost
530 OPERATING EXPENDITURES		93,500					93,500
FUTURE BUDGETS							
TOTAL:		93,500					93,500

2014 INFRASTRUCTURE SALES TAX REFERENDUM PROJECTS

REFERENDUM CATEGORIES	LTD ACTUALS	FY22 BUDGET	FY23	FY24	FY25	FY26	TOTAL PROJECT COST
3B MAJOR PROJECTS	55,198,103	52,032,490	20,381,356	10,535,020	300,000	300,000	138,746,969
3C BRIDGE REPLACEMT / REHAB	6,282,576	7,245,091	580,000	580,000	580,000	580,000	15,847,667
3C MINOR ROADWAY & SAFETY	11,066,817	11,831,301	500,000	500,000	-	-	23,898,118
3C RESIDENTIAL SUBDIV REHAB	10,124,839	2,294,913	700,000	700,000	700,000	700,000	15,219,752
3C ROADWAY RESURFACING	67,946,848	11,879,285	9,130,000	9,130,000	9,130,000	8,250,000	115,466,133
3C SIDEWALK / ADA IMPROVEMENTS	17,586,404	12,172,249	1,778,000	1,400,000	1,400,000	1,400,000	35,736,653
3C STORMWATER & WATER QUALITY	12,014,529	24,681,180	4,133,413	3,000,000	3,000,000	2,000,000	48,829,122
3C TRAFFIC SIGNAL SIGN STRP	19,338,542	10,800,982	1,900,000	1,900,000	1,800,000	1,800,000	37,539,523
3C TRAILS	3,981,414	12,497,716	-	-	-	-	16,479,130
3C FIRE/EMS VEHICLE & EQUIP	10,778,894	22,056	-	-	-	-	10,800,950
3C FACILITIES IMPROVEMENT	821,118	920,894	-	-	-	-	1,742,013
Grand Total	215,140,083	146,378,157	39,102,769	27,745,020	16,910,000	15,030,000	460,306,029

*INCLUDES OTHER FUNDING SOURCES LEVERAGED TO COMPLETE 3RD GEN REFERENDUM PROJECTS

2014 INFRASTRUCTURE SALES TAX REFERENDUM PROJECTS

INCLUDES OTHER FUNDING SOURCES LEVERAGED TO COMPLETE 3RD GEN REFERENDUM PROJECTS	LTD ACTUALS	FY22 BUDGET	FY23	FY24	FY25	FY26	TOTAL PROJECT COST
3B MAJOR PROJECTS							
00205206 SR426/CR419 WIDEN PHASE 2	11,695,973	361,845	-	-	-	-	12,057,818
01785134 LK MARY BLVD INT 4 LOCATIONS	563,752	1,051,257	-	-	-	-	1,615,008
01785136 SR 434 at Mitchell Hammock Rd	406,239	1,541,663	-	-	-	-	1,947,901
01785139 SR 436 Multimodal Imp-Altamont	1,466,000	200,000	-	-	-	-	1,666,000
01785140 SR436 MULTIMODAL IMP - CASS	244,345	1,500,000	1,500,000	1,772,500	-	-	5,016,845
01785142 RINEHART RD INTER IMP	187,540	1,137,460	662,500	662,500	-	-	2,650,000
01785145 SR434 WIDENING	265,196	1,778,386	3,000,000	-	-	-	5,043,582
01785146 SLAVIA RD CAPACITY IMP	774,711	3,205,856	5,000,000	-	-	-	8,980,567
01785147 SR434/SAND LK RD INT IMP	1,159,099	866,174	-	-	-	-	2,025,274
01785149 ALTAMONTE SUNRAIL BIKE/PED IMP	393,754	4,565,198	-	-	-	-	4,958,951
01785150 SR434 AT CR427 INTER IMP	75,935	171,734	-	-	-	-	247,670
01785167 ATMS / ITMS Program (PARENT)	4,253,089	1,095,137	-	-	300,000	300,000	5,948,226
01785303 ORANGE BLVD (CR431) SAFETY	6,878,816	13,762,242	7,603,856	-	-	-	28,244,914
01785350 CELERY/MELLONVILLE TRAIL LOOP	601,753	4,333,417	-	-	-	-	4,935,170
01907084 NORTH ST CORRIDOR IMP	319,956	10,667,304	2,615,000	7,100,020	-	-	20,702,280
02007015 PED AND BIKE OVERPASSES	203,542	1,327,697	-	-	-	-	1,531,239
02007020 ROLLING HILLS MULTIPURPOSE TRL	144,478	3,867,120	-	-	-	-	4,011,598
02207084 SLAVIA RD EXTENSION/SR 426-SR4	-	600,000	-	-	-	-	600,000
00015102 SR 46 WIDENING FROM 2 TO 4 LAN	3,929,968	-	-	-	-	-	3,929,968
01785135 SR 426 / CR 419-County/Oviedo	-	-	-	-	-	-	-
01785137 SR436@CR427 INTERSECTION IMP	2,422,153	-	-	-	-	-	2,422,153
01785138 SR 436 - County/Altamonte	710,823	-	-	-	-	-	710,823
01785141 Pedestrian & Bicycle Crossing	-	-	-	-	-	-	-
01785143 SR 46	11,341,802	-	-	-	-	-	11,341,802
01785148 CR427 CONTEXT SEN IMPR LONGWD	96,243	-	-	-	-	-	96,243
01785153 Sanford Riverwalk Phase 3	7,000,000	-	-	-	-	-	7,000,000
01785155 REGIONAL TRAIL PROJECTS	62,934	-	-	-	-	-	62,934
01785408 SR426/CR419 WIDEN-PHASE 3	-	-	-	1,000,000	-	-	1,000,000
3B MAJOR PROJECTS Total	55,198,103	52,032,490	20,381,356	10,535,020	300,000	300,000	138,746,969

3C BRIDGE REPLACEMT / REHAB

01785283 NORTHWESTERN/LITTLE WEK BRIDGE	290,952	2,822,346	-	-	-	-	3,113,298
01785286 LK HOWELL/HOWELL CRK BRIDGE	682,721	2,250,957	-	-	-	-	2,933,679
01785446 I-4 TRAIL OVERPASS REPAIR	82,433	434,628	-	-	-	-	517,060
01785447 ANNUAL BRIDGE/TUNNEL REP/REPLA	3,525,991	1,456,956	500,000	500,000	500,000	500,000	6,982,946
01785562 BRIDGE INSPECTIONS	275,236	180,204	80,000	80,000	80,000	80,000	775,440
02007107 PEDESTRIAN/TRAIL BRIDGES REHAB	-	100,000	-	-	-	-	100,000
00229008 KEWANEE TRAIL BRIDGE REPLACEME	-	-	-	-	-	-	-
01785284 CROSS SEM TR-HOWELL CRK BRIDGE	924,062	-	-	-	-	-	924,062
01785285 Wekiva Springs Rd B774048	-	-	-	-	-	-	-
01785287 WEATHERSFLD/LITTLE WEK BRIDGE	56,666	-	-	-	-	-	56,666
01785289 DODD RD/HOWELL CRK BRIDGE	86,366	-	-	-	-	-	86,366
01785448 ANNUAL BRIDGE REPAIR-MAJOR	56,666	-	-	-	-	-	56,666
01785915 CR 419 BRIDGE -IRMA	301,483	-	-	-	-	-	301,483
3C BRIDGE REPLACEMT / REHAB Total	6,282,576	7,245,091	580,000	580,000	580,000	580,000	15,847,667

3C MINOR ROADWAY & SAFETY

01785297 MINOR ROADWAY PROJECTS->\$50,000	929,292	23,007	-	-	-	-	952,298
01785300 RED BUG LAKE RD TURN EXTENSION	29,494	1,617,497	-	-	-	-	1,646,992
01785310 TRAFFIC STUDIES	534,669	73,999	-	-	-	-	608,668
01785403 RIVERBEND PLACEMAKING PROJECT	173,518	83,323	-	-	-	-	256,841
01785450 AIRPORT BLVD INT IMP	1,067	200,000	-	-	-	-	201,067
01785468 SR436@HOWELL BRANCH INTERSECT	13,057	150,000	-	-	-	-	163,057
SEMINOLE COUNTY FLORIDA		488					

CAPITAL IMPROVEMENT PLAN

2014 INFRASTRUCTURE SALES TAX REFERENDUM PROJECTS

INCLUDES OTHER FUNDING SOURCES LEVERAGED TO COMPLETE 3RD GEN REFERENDUM PROJECTS	LTD ACTUALS	FY22 BUDGET	FY23	FY24	FY25	FY26	TOTAL PROJECT COST
01785572 MINOR ROADWAY PROJECTS	1,504,484	695,483	500,000	500,000	-	-	3,199,966
02007027 WEKIVA SPRINGS RD - INT IMPS	194,314	1,943,841	-	-	-	-	2,138,155
02107066 LK MRY BL-SUN DR INTERSECTION	117	469,650	-	-	-	-	469,767
02107077 NARCISSUS AVE ROADWAY IMPROV	62,382	2,499,688	-	-	-	-	2,562,069
02107078 S. SANFORD AVE INTERMODAL	34,686	1,965,314	-	-	-	-	2,000,000
02107103 RED BUG LAKE AT MIKLER RD	-	292,500	-	-	-	-	292,500
02207083 ACCESS ROAD/FS #39	-	1,817,000	-	-	1,817,000	-	1,817,000
01785238 SOUTHWEST RD DRAINAGE	1,936,534	-	-	-	-	-	1,936,534
01785239 SOUTHWEST RD DRAINAGE	-	-	-	-	-	-	-
01785295 CR 419 at Sanctuary Dr	46,184	-	-	-	-	-	46,184
01785296 Markham Woods Rd at SR 434	509,532	-	-	-	-	-	509,532
01785298 LK HOWELL HIGH SCHOOL TURN LN	306,238	-	-	-	-	-	306,238
01785299 LAKE MILLS & BRUMLEY RD TURN L	5,034	-	-	-	-	-	5,034
01785384 NEW SPINE ROAD PROJECT	299	-	-	-	-	-	299
01785406 5 POINTS COMPLEX PLAN (11560)	2,533	-	-	-	-	-	2,533
01785451 W. LAKE MARY BLVD (EB LANES)	283,330	-	-	-	-	-	283,330
01785452 CR 46 A INTER IMPROVEMENTS	-	-	-	-	-	-	-
01785453 LOCKWOOD BLVD @ CR 419	-	-	-	-	-	-	-
01785481 LANDSCAPE - AIRPORT BLVD	249,695	-	-	-	-	-	249,695
01785482 LANDSCAPE - CR 46A	321,582	-	-	-	-	-	321,582
01785483 LANDSCAPE - CR 419	217,884	-	-	-	-	-	217,884
01785561 BENEFIT COST STUDY	33,279	-	-	-	-	-	33,279
01785563 SR 434 @ HAMMOCK TURN LANE	-	-	-	-	-	-	-
01785566 HOWELL BRANCH RD@ALOMA INT IMF	-	-	-	-	-	-	-
01785718 CURRYVILLE - IRMA	1,699,190	-	-	-	-	-	1,699,190
01785719 AIRPORT BLVD - IRMA	400,493	-	-	-	-	-	400,493
01785912 SR 434 /TUSCORIA -IRMA	47,700	-	-	-	-	-	47,700
01907085 WOODLAND ELEMENTARY TURN LANE	-	-	-	-	-	-	-
01907091 USDA-NRCS-IRMA-MATCH	461,368	-	-	-	-	-	461,368
01907094 LAKE EMMA RD @ I4 INTERSECT	-	-	-	-	-	-	-
01907112 LAKE MILLS RD @ CR 419 -11560	-	-	-	-	-	-	-
01907115 MARKHAM WOODS RD WALL REHAB	1,065,470	-	-	-	-	-	1,065,470
01909225 GENEVA DR EXTENSION	-	-	-	-	-	-	-
02007028 CR46A/OLD LK MARY INT IMP	3,396	-	-	-	-	-	3,396
02007029 RINEHART RD/SR417 INT IMP	-	-	-	-	-	-	-
3C MINOR ROADWAY & SAFETY Total	11,066,817	11,831,301	500,000	500,000	-	-	23,898,118

3C RESIDENTIAL SUBDIV REHAB

01785240 PIPE LINING AND INSPECTIONS	9,409,639	2,294,913	700,000	700,000	700,000	700,000	14,504,552
01785233 SUBDIVISION REHABILITATION	-	-	-	-	-	-	-
01785234 SUBDIVISION RETROFIT	521,454	-	-	-	-	-	521,454
01785241 Pipe Lining/Roads Division	164,514	-	-	-	-	-	164,514
01785341 MIDWAY @ RIGHT WAY	29,231	-	-	-	-	-	29,231
01907065 GARDEN LAKE ESTATES SUB	-	-	-	-	-	-	-
3C RESIDENTIAL SUBDIV REHAB Total	10,124,839	2,294,913	700,000	700,000	700,000	700,000	15,219,752

3C ROADWAY RESURFACING

01785204 W Airport Blvd Pavement	3,118	556,883	-	-	-	-	560,000
01785216 RESURFACING-LOCAL ROADS	16,116,114	5,155,040	4,280,000	4,280,000	4,280,000	3,400,000	37,511,154
01785222 PAVEMENT MGMT TESTING & INSP	834,573	474,742	225,000	225,000	225,000	225,000	2,209,315
01785224 ASSET MGMT INSP & INV	458,096	533,213	225,000	225,000	225,000	225,000	1,891,309
02007094 DIRT ROAD PAVING PROGRAM	24,034	979,405	1,000,000	1,000,000	1,000,000	1,000,000	5,003,440
02107059 RED CLEVELAND BLVD RESURFACING	-	540,000	-	-	-	-	540,000
02207085 LK MARY BLVD 2022 RESURFACING	-	1,500,000	-	-	-	-	1,500,000

2014 INFRASTRUCTURE SALES TAX REFERENDUM PROJECTS

INCLUDES OTHER FUNDING SOURCES LEVERAGED TO COMPLETE 3RD GEN REFERENDUM PROJECTS	LTD ACTUALS	FY22 BUDGET	FY23	FY24	FY25	FY26	TOTAL PROJECT COST
02207086 N RONALD REAGAN/CR427 2022 PAV	-	1,400,000	-	-	-	-	1,400,000
02207087 LAKE DR/SEMINOLA-E LAKE PAVING	-	500,000	-	-	-	-	500,000
02207088 BEAR LAKE RD	-	1	-	-	-	-	1
02207089 GEN HUTCHINSON	-	1	-	-	-	-	1
02207101 OLIVER RD RESURFACING PROJECT	-	240,000	-	-	-	-	240,000
00054103 LAKE EMMA RD WIDEN FROM 2 TO 4	1,116	-	-	-	-	-	1,116
00065283 CR 419 PAVING PROJECT	568,101	-	-	-	-	-	568,101
00065812 EASTBROOK PAVEMENT 2015	313,286	-	-	-	-	-	313,286
00065813 ENGLISH ESTATES	582,957	-	-	-	-	-	582,957
00065814 LOCH ARBOR 2015 - PAVEMENT PRO	680,284	-	-	-	-	-	680,284
00065815 MANDARIN 2015 - PAVEMENT PROGR	530,592	-	-	-	-	-	530,592
00065816 N BEAR LAKE 2015 - PAVEMENT PR	479,714	-	-	-	-	-	479,714
00065817 OSPREY POINT 2015 - PAVEMENT P	116,163	-	-	-	-	-	116,163
00065818 STILLWATER 2015 - PAVEMENT PRO	468,865	-	-	-	-	-	468,865
00065819 SUNLAND 2015 - PAVEMENT PROGRA	454,883	-	-	-	-	-	454,883
00065820 SUNRISE 2015 - PAVEMENT PROGRA	729,886	-	-	-	-	-	729,886
00065821 TUSKA RIDGE 2015 - PAVEMENT PR	762,133	-	-	-	-	-	762,133
00065822 WRENWOOD 2015 - PAVEMENT PROGI	568,974	-	-	-	-	-	568,974
00137114 E LAKE MARY RESURFACING	1,593,123	-	-	-	-	-	1,593,123
00227082 LONGWOOD HILLS PAVEMENT REHABI	292,417	-	-	-	-	-	292,417
00227083 SLAVIA RD RESURFACING	563,020	-	-	-	-	-	563,020
00251404 LAKE MARKHAM RD	420,055	-	-	-	-	-	420,055
00251405 LOCKWOOD	627,114	-	-	-	-	-	627,114
00251406 FOREST BROOK 2016	99,491	-	-	-	-	-	99,491
00251407 CASA ALOMA 2016	248,584	-	-	-	-	-	248,584
00251408 MARVANIA 2016	150,000	-	-	-	-	-	150,000
00251409 OAKLEAF 2016	48,000	-	-	-	-	-	48,000
00251410 INTERNATIONAL PARKWAY - LANDSC	128,240	-	-	-	-	-	128,240
00251411 LAKE MARY BLVD - LANDSCAPING	144,974	-	-	-	-	-	144,974
00251412 RED BUG LAKE RD - LANDSCAPING	249,255	-	-	-	-	-	249,255
00251413 RONALD REAGAN BLVD - LANDSCAPI	246,720	-	-	-	-	-	246,720
00251414 TUSKAWILLA RD - LANDSCAPING	160,976	-	-	-	-	-	160,976
01785176 PARENT-ARTERIAL RESURFACING	385,329	-	3,400,000	3,400,000	3,400,000	3,400,000	13,985,329
01785177 Fort Christmas Road	314,689	-	-	-	-	-	314,689
01785178 Tuskawilla Road Rehab PH2	673,831	-	-	-	-	-	673,831
01785179 Osceola Road/Select Locations	999,483	-	-	-	-	-	999,483
01785180 Lake Mills Rd	195,165	-	-	-	-	-	195,165
01785181 North Street	351,558	-	-	-	-	-	351,558
01785182 Dog Track Rd	716,265	-	-	-	-	-	716,265
01785183 Seminola Blvd	965,971	-	-	-	-	-	965,971
01785186 International Parkway	100,740	-	-	-	-	-	100,740
01785188 EE Williamson Rd	545,275	-	-	-	-	-	545,275
01785189 Tuskawilla Road PH 3	1,065,477	-	-	-	-	-	1,065,477
01785190 Tuskawilla Road PH1	1,249,544	-	-	-	-	-	1,249,544
01785191 MARKHAM WOODS RD PH1 PAVING	532,661	-	-	-	-	-	532,661
01785193 Tuskawilla Road	-	-	-	-	-	-	-
01785194 Greenwood Blvd	556,014	-	-	-	-	-	556,014
01785197 S COUNTRY CLUB RD PAVEMENT	606,931	-	-	-	-	-	606,931
01785198 S SANFORD AVE	1,212,447	-	-	-	-	-	1,212,447
01785199 E Airport Blvd	100,000	-	-	-	-	-	100,000
01785200 Ronald Reagan Blvd (CR 427)	700,000	-	-	-	-	-	700,000
01785203 Upsala Rd	220,578	-	-	-	-	-	220,578
01785205 Seminola Blvd Pavement	1,065,189	-	-	-	-	-	1,065,189
01785206 Markham Wood Rd	517,652	-	-	-	-	-	517,652
01785207 PALM SPRINGS DR PAVING	225,885	-	-	-	-	-	225,885
01785208 Howell Branch Rd Pavement	635,959	-	-	-	-	-	635,959

2014 INFRASTRUCTURE SALES TAX REFERENDUM PROJECTS

INCLUDES OTHER FUNDING SOURCES LEVERAGED TO COMPLETE 3RD GEN REFERENDUM PROJECTS	LTD ACTUALS	FY22 BUDGET	FY23	FY24	FY25	FY26	TOTAL PROJECT COST
01785209 HOWELL BRANCH RD PAVING	1,246,654	-	-	-	-	-	1,246,654
01785211 PALM SPRINGS DR PAVING	-	-	-	-	-	-	-
01785212 OLD HOWELL BRANCH RD PAVING	198,260	-	-	-	-	-	198,260
01785213 MARKHAM WOODS RD PAVING	490,000	-	-	-	-	-	490,000
01785214 DODD RD PAVING	1,087,636	-	-	-	-	-	1,087,636
01785217 Chuluota	1,159,944	-	-	-	-	-	1,159,944
01785218 Harrison Street	5,908	-	-	-	-	-	5,908
01785219 N. Cameron Avenue	48,888	-	-	-	-	-	48,888
01785220 Cameron Avenue	112,620	-	-	-	-	-	112,620
01785325 Apple Valley 2016	246,184	-	-	-	-	-	246,184
01785326 Carillon 2016	702,780	-	-	-	-	-	702,780
01785327 Chase Groves 2016	685,531	-	-	-	-	-	685,531
01785329 Geneva Area 2016	802,851	-	-	-	-	-	802,851
01785332 Lake Lucerne Cir Area	249,783	-	-	-	-	-	249,783
01785410 CR 427 PAVING	793,325	-	-	-	-	-	793,325
01785477 CW RESURFACE LOCAL ROADS	3,996,026	-	-	-	-	-	3,996,026
01785490 E MCCULLOCH RD - 3RD GEN PH 2	150,490	-	-	-	-	-	150,490
01785492 TUSKAWILLA RD PH 4	1,138,661	-	-	-	-	-	1,138,661
01785574 LOCAL ROADS RESURFACING	1,499,234	-	-	-	-	-	1,499,234
01785575 RINEHART RD 46 TO 46A	99,305	-	-	-	-	-	99,305
01785576 E MCCULLOCH RD - 1ST GEN PH 2	570,000	-	-	-	-	-	570,000
01785913 CR 419/SOLDIER CREEK - IRMA	91,096	-	-	-	-	-	91,096
01785914 SANLANDO/DOUGLAS AVE- IRMA	159,913	-	-	-	-	-	159,913
01785916 BRIAR CLIFF DR REPAVING - IRMA	73,940	-	-	-	-	-	73,940
01785917 ESSEX DR REPAVING - IRMA	113,989	-	-	-	-	-	113,989
01785918 ROYAL CIRCLE REPAVING - IRMA	84,122	-	-	-	-	-	84,122
01785920 MISSOURI AVE - IRMA	199,086	-	-	-	-	-	199,086
01785921 BEACON DR RECONSTRUC- IRMA	66,380	-	-	-	-	-	66,380
01785922 PERCH LANE RECONSTRUC- IRMA	33,182	-	-	-	-	-	33,182
01785931 CANAL DR RECONSTR- IRMA	33,189	-	-	-	-	-	33,189
02007005 W MCCULLOCH RD RESURFACING	623,327	-	-	-	-	-	623,327
02007006 OLD LK MARY RD RESURFACING	726,813	-	-	-	-	-	726,813
02007007 MAITLAND AVE RESURFACING	1,483,599	-	-	-	-	-	1,483,599
02007091 MLK BLVD RESURFACING PROJECT	1,363,118	-	-	-	-	-	1,363,118
02007161 MCNEIL PAVING PROJECT	294,128	-	-	-	-	-	294,128
02107060 W AIRPORT BLVD 20-21 PAVING	1,423,954	-	-	-	-	-	1,423,954
02107061 DEAN RD RESURFACING	583,588	-	-	-	-	-	583,588
02107083 LAKE EMMA RD RESURFACING	723,649	-	-	-	-	-	723,649
02207080 RONALD REAGAN BLVD PAVING	1,984,198	-	-	-	-	-	1,984,198
3C ROADWAY RESURFACING Total	67,946,848	11,879,285	9,130,000	9,130,000	9,130,000	8,250,000	115,466,133

3C SIDEWALK / ADA IMPROVEMENTS

01785244 W AIRPORT BLVD SIDEWALKS	1,110,634	769,524	-	-	-	-	1,880,157
01785248 OLD LK MARY RD SIDEWALKS	79,063	196,150	-	-	-	-	275,213
01785254 LK HAYES RD SIDEWALKS	72,893	233,337	-	-	-	-	306,230
01785255 CARRIGAN AVE SIDEWALK	11,769	687,815	-	-	-	-	699,585
01785257 VIRGINIA AVE SIDEWALKS	91,316	160,077	-	-	-	-	251,393
01785258 HILLVIEW DR SIDEWALK-DRAINAGE	117	799,900	-	-	-	-	800,017
01785259 SANLANDO ESTATES SIDEWALKS	25,732	401,972	-	-	-	-	427,704
01785260 GOLDIE MANOR AREA SIDEWALKS	156,327	869,307	-	-	-	-	1,025,635
01785264 E HILLCREST ST SIDEWALKS	47,250	79,657	-	-	-	-	126,906
01785265 E ORANGE ST SIDEWALK	48,449	127,289	-	-	-	-	175,738
01785268 LONGWOOD HILLS RD SIDEWALKS	2,309	12,691	378,000	-	-	-	393,000
01785272 RIVERVIEW AVE SIDEWALK	233,324	832,914	-	-	-	-	1,066,238
01785278 CARLTON ST SIDEWALKS	255,673	42,071	-	-	-	-	297,744

2014 INFRASTRUCTURE SALES TAX REFERENDUM PROJECTS

INCLUDES OTHER FUNDING SOURCES LEVERAGED TO COMPLETE 3RD GEN REFERENDUM PROJECTS	LTD ACTUALS	FY22 BUDGET	FY23	FY24	FY25	FY26	TOTAL PROJECT COST
01785374 SIDEWALK REHAB PARENT	838,947	83,165	-	-	-	-	922,111
01785407 MAIN STREET SIDEWALK	-	575,000	-	-	-	-	575,000
01785444 ADA REPLACEMENT PAVMT MGMT	1,973,325	816,377	400,000	400,000	400,000	400,000	4,389,702
01785479 SIDEWALK REPAIRS-STORMWATER	4,184,488	1,629,195	1,000,000	1,000,000	1,000,000	1,000,000	9,813,683
01907060 MAGNOLIA ST SIDEWALKS	14,131	57,000	-	-	-	-	71,131
01907062 CITRUS & HIGHLAND ST SIDEWALKS	33,342	1,458,809	-	-	-	-	1,492,152
02107062 HARMONY HOMES SUBDIV SIDEWALKS	17,174	422,286	-	-	-	-	439,460
02107063 FOREST LAKE DR SIDEWALK	15,640	221,600	-	-	-	-	237,240
02107075 HOWARD BLVD SIDEWALK	11,701	373,475	-	-	-	-	385,176
02107079 CR 419 AT SNOWHILL INTERSCETIO	24,958	568,616	-	-	-	-	593,575
02107094 OXFORD RD SIDEWALK	68,237	509,021	-	-	-	-	577,259
02207081 ORANOLE/LINNEAL BEACH SIDEWALK	-	245,000	-	-	-	-	245,000
00192510 DIKE RD SAFETY IMP/SIDEWALKS	531,941	-	-	-	-	-	531,941
00192946 E ALTAMONTE SIDEWALKS PH 1	616,081	-	-	-	-	-	616,081
00192961 CURB RAMP RETROFIT	745,062	-	-	-	-	-	745,062
00192962 SIDEWALK RECONSTRUCT- ADA DIST	844,357	-	-	-	-	-	844,357
01785245 W Airport Blvd Sidewalk	115,820	-	-	-	-	-	115,820
01785246 RAVEN AVE SIDEWALK	41,306	-	-	-	-	-	41,306
01785247 Brooks Ln Sidewalk	505,847	-	-	-	-	-	505,847
01785249 Lincoln Heights Subdivision	303,534	-	-	-	-	-	303,534
01785250 ROLLING HILLS NE SIDEWALKS	13,389	-	-	-	-	-	13,389
01785252 PLUMOSA AVE SIDEWALK	222,570	-	-	-	-	-	222,570
01785253 DOCKSIDE ST SIDEWALKS	136,962	-	-	-	-	-	136,962
01785256 CARRIGAN AVE SIDEWALK	75,501	-	-	-	-	-	75,501
01785261 RIDGE RD SIDEWALK	22,688	-	-	-	-	-	22,688
01785262 N OREGON ST SIDE,PAV,DRAIN	151,771	-	-	-	-	-	151,771
01785269 Old Lockwood Rd	113,591	-	-	-	-	-	113,591
01785270 Lake Ann Ln	140,041	-	-	-	-	-	140,041
01785273 ENGLISH ESTATE SIDEWALKS	20,930	-	-	-	-	-	20,930
01785274 1st Drive	-	-	-	-	-	-	-
01785275 W COUNTY HOME RD SIDEWALKS	78,589	-	-	-	-	-	78,589
01785276 E ALTAMONTE SIDEWALKS PH 2	434,842	-	-	-	-	-	434,842
01785277 SEMINOLE DR SIDEWALKS	320,341	-	-	-	-	-	320,341
01785279 W McCulloch Rd	-	-	-	-	-	-	-
01785280 DISTRICT 3 SIDEWALK RETROFIT	383,084	-	-	-	-	-	383,084
01785371 DISTRICT 4 SIDEWALK RETORFIT	108,544	-	-	-	-	-	108,544
01785372 DISTRICT 1 SIDEWALK RETROFIT	110,796	-	-	-	-	-	110,796
01785373 DISTRICT 5 SIDEWALK RETORFIT	124,477	-	-	-	-	-	124,477
01785375 DISTRICT 2 SIDEWALK RETORFIT	124,787	-	-	-	-	-	124,787
01785445 CR 46 A SIDEWALK - 3RD GEN	-	-	-	-	-	-	-
01785478 SIDEWALK REPLACEMENT - ROADS	1,482,344	-	-	-	-	-	1,482,344
01907061 AZALEA AVE SIDEWALKS	70,142	-	-	-	-	-	70,142
01907063 ROLLINGS HILLS SIDEWALK PH 2	-	-	-	-	-	-	-
01907095 OLD LOCKWOOD SCHOOL SIDEWALKS	224,049	-	-	-	-	-	224,049
01907114 MILWEE ELEM SCHOOL SIDEWALK	99,402	-	-	-	-	-	99,402
02007016 ENGLISH ESTATES SIDEWALKS PH 2	106,818	-	-	-	-	-	106,818
02007017 ENGLISH ESTATES SIDEWALKS PH 3	-	-	-	-	-	-	-
02107065 SPARTAN DR SIDEWALK	-	-	-	-	-	-	-
3C SIDEWALK / ADA IMPROVEMENTS Total	17,586,404	12,172,249	1,778,000	1,400,000	1,400,000	1,400,000	35,736,653

3C STORMWATER & WATER QUALITY

01785335 ECON BASIN DRAINAGE EVAL	73,313	1,350,307	-	-	-	-	1,423,620
01785340 ECON BSN L CRESCENT DRAIN EVAL	92,943	368,205	-	-	-	-	461,148
01785376 WEKIVA BASIN TMDL	221,493	832,718	-	-	-	-	1,054,210
01785431 HIBISCUS LN STORMWATER PUMP	99,165	246,025	-	-	-	-	345,191

2014 INFRASTRUCTURE SALES TAX REFERENDUM PROJECTS

INCLUDES OTHER FUNDING SOURCES LEVERAGED TO COMPLETE 3RD GEN REFERENDUM PROJECTS	LTD ACTUALS	FY22 BUDGET	FY23	FY24	FY25	FY26	TOTAL PROJECT COST
01785433 CECILIA DR BAFFLE BOXES	-	450,000	-	-	-	-	450,000
01785434 ALTON DR STORMWATER POND MOD	140,603	325,140	-	-	-	-	465,742
01785440 LAKE BRANTLEY NUTRIENT STUDY	45,325	104,675	-	-	-	-	150,000
01785441 LAKE SEMINARY NUTRIENT STUDY	26,303	73,697	-	-	-	-	100,000
01785442 LAKE SYLVAN NUTRIENT STUDY	135,402	70,751	-	-	-	-	206,153
01785443 TANGLEWOOD DRAINAGE IMPROVEM	240,601	593,314	-	-	-	-	833,915
01785488 CRANE STRAND CANAL CULVERT REP	65,527	292,413	-	-	-	-	357,941
01907066 SPRING VALLEY FARMS OUTFALLS	151,738	717,020	-	-	-	-	868,758
01907068 MULLET LK PK RD DRAINAGE HMGP	607,061	1,840,711	-	-	-	-	2,447,772
01907077 MIDWAY DRAINAGE IMPROVEMENTS	23,951	2,979,479	3,000,000	3,000,000	3,000,000	2,000,000	14,003,431
02007024 WEKIVA BMAP/PFA GRDWTR ANALYS	45,525	89,205	-	-	-	-	134,730
02007092 HILLVIEW DR DRAINAGE RSF	1,027,316	2,512,166	-	-	-	-	3,539,482
02007096 GRACE LK OUTFALL	29,567	729,576	-	-	-	-	759,143
02007098 JESUP BASIN-BAFFLE BOX-LOTW	91,640	243,560	-	-	-	-	335,200
02007099 LK EMMA/LONGWOOD HILLS STUDY	40,687	281,765	-	-	-	-	322,452
02007101 MILLER RD CULVT DRAINAGE HMGP	143,267	873,941	-	-	-	-	1,017,207
02007102 NEBRASKA AVE BRIDGE DRAIN HMGP	134,379	833,163	-	-	-	-	967,543
02007104 NOLAN RD CHANNEL DRAINAGE HMGP	190,342	1,060,082	-	-	-	-	1,250,424
02007106 OREGON/MICHIGAN ST DRAINAGE	154,617	617,953	-	-	-	-	772,570
02007111 SMITH CANAL/MONROE BASIN STUDY	225,302	551,021	-	-	-	-	776,323
02007123 VEGETATION/SEDIMENT REMOVAL	54,922	45,078	-	-	-	-	100,000
02007124 WILLOW AVE-ALHAMBRA DRAIN HMG	132,741	1,000,790	-	-	-	-	1,133,531
02107069 HOWELL CREEK BIO-MONITORING	30,515	29,881	-	-	-	-	60,396
02107073 SPRING VALLEY FARMS DRAINS	13,034	371,966	-	-	-	-	385,000
02107093 PINE LAKE BAFFLE BOXES	169	114,848	-	-	-	-	115,017
02107099 WHITCOMB DRAINAGE IMPROVEMENT	-	1,300,000	865,413	-	-	-	2,165,413
02207090 RESERVOIR LK OUTFALL CANAL	-	267,980	268,000	-	-	-	535,980
02207091 NUTRIENT STUDY/LK MILLS & SURR	-	300,000	-	-	-	-	300,000
02207092 BEAR GULLY MODEL UPDATE STUDY	-	25,000	-	-	-	-	25,000
02207093 HOWELL CREEK EROSION ASSESS	-	70,000	-	-	-	-	70,000
02207094 BASIN STUDIES/E COUNTY BASINS	-	2,291,250	-	-	-	-	2,291,250
02207095 USGS MONITORING PROG -3RD GEN	-	83,500	-	-	-	-	83,500
02207096 DEER RUN SUB - E CULVERT REP	-	280,000	-	-	-	-	280,000
02207097 WOODLAND II SUB/OUTFALL REP	-	360,000	-	-	-	-	360,000
02207099 LITTLE WEKIVA RIVER REST PROJ	54,857	104,000	-	-	-	-	158,857
00009007 SOLDIERS CREEK @ CR 427 RSF -	626,326	-	-	-	-	-	626,326
00265220 BLACK HAMMOCK RECLAMATION TREA	253,040	-	-	-	-	-	253,040
00265402 TMDL EVALUATION LAKE MILLS SUB	200,270	-	-	-	-	-	200,270
01785227 Howell Creek RSF	120,275	-	-	-	-	-	120,275
01785228 Cassel Creek, Phase 2	50,851	-	-	-	-	-	50,851
01785231 Big Wekiva Basin Master Plan	306,704	-	-	-	-	-	306,704
01785235 BEAR GULLY DRAINAGE	986,646	-	-	-	-	-	986,646
01785236 BEAR LAKE DRAINAGE	742,046	-	-	-	-	-	742,046
01785237 BLACK HAMMOCK DRAINAGE	1,341,016	-	-	-	-	-	1,341,016
01785336 JESUP BASIN TMDL RSF - LOTW	104,903	-	-	-	-	-	104,903
01785337 LAKE JESUP BASIN - LAKE TUSKAW	274,201	-	-	-	-	-	274,201
01785339 ECON BASIN-TANGLEWOOD CANAL-WI	177,253	-	-	-	-	-	177,253
01785432 SPRING HILL OUTFALL WEIR REHAB	1,214	-	-	-	-	-	1,214
01785435 CR 426 @ Van Arsdale St	-	-	-	-	-	-	-
01785436 WATER QUALITY MASTER PLAN	124,805	-	-	-	-	-	124,805
01785439 LAKE ASHER-DREDGE RESTORATION	-	-	-	-	-	-	-
01785567 HOWELL CREEK PROJECT GRANT	30,646	-	-	-	-	-	30,646
01785569 WILSON'S LANDING 07	16,372	-	-	-	-	-	16,372
01785579 WILSON'S LANDING 04	14,794	-	-	-	-	-	14,794
01907076 LK TONY OUTFALL REPLACEMENT	-	-	-	-	-	-	-
01907080 LK HARNEY BASIN DRAINAGE STUDY	366,128	-	-	-	-	-	366,128

2014 INFRASTRUCTURE SALES TAX REFERENDUM PROJECTS

INCLUDES OTHER FUNDING SOURCES LEVERAGED TO COMPLETE 3RD GEN REFERENDUM PROJECTS	LTD ACTUALS	FY22 BUDGET	FY23	FY24	FY25	FY26	TOTAL PROJECT COST
01907081 MIDWAY BASIN DRAINAGE STUDY	319,973	-	-	-	-	-	319,973
01907096 BASIN MGMT APPL PROGRAM (BMAP)	57,596	-	-	-	-	-	57,596
02007023 ALUM COST ANALYSIS	-	-	-	-	-	-	-
02007026 WQ MONITORING ASSESSMENT	67,729	-	-	-	-	-	67,729
02007097 HUNT CLUB/LK HARRIET STUDY	-	-	-	-	-	-	-
02007105 OLIVER AVE DRAINAGE HMGP	53,403	-	-	-	-	-	53,403
02007112 SMITH CANAL DRAINAGE PH 2	1,486,030	-	-	-	-	-	1,486,030
02007122 SUNLAND ESTATES STUDY	-	-	-	-	-	-	-
3C STORMWATER & WATER QUALITY Total	12,014,529	24,681,180	4,133,413	3,000,000	3,000,000	2,000,000	48,829,122

3C TRAFFIC SIGNAL SIGN STRP

01785165 MAST ARMS REFURBISHMENTS	1,203,045	355,339	200,000	200,000	200,000	200,000	2,358,384
01785169 NEW TRAFFIC SIGNAL CABINETS	1,968,039	721,150	500,000	500,000	500,000	500,000	4,689,189
01785313 LED STREET SIGN UPGRADE	1,083,723	193,825	150,000	150,000	150,000	150,000	1,877,548
01785344 MAST ARM REBUILDS	1,725,246	885,147	450,000	450,000	450,000	450,000	4,410,393
01785346 LANE STRIPING	452,629	266,155	100,000	100,000	100,000	100,000	1,118,783
01785348 SR426 @ RED BUG MAST ARM	423,560	56,588	-	-	-	-	480,148
01785458 EE WILLIAM@WOODLANDS MAST ARM	-	225,000	-	-	-	-	225,000
01785467 SR 436 @ CASSELTON MAST ARM	123,494	193,884	-	-	-	-	317,378
01785470 SR 436 @ BALMY BEACH MAST ARM	45,003	481,442	-	-	-	-	526,446
01785471 SR426@HOWELL BRANCH-MAST ARM	-	400,000	-	-	-	-	400,000
01785571 SCHOOL FLASHER SIGNAL UPGRADES	106,928	282,699	100,000	100,000	100,000	100,000	789,627
01907040 W SR 46 FIBER UPGRADE (PHASE 1	-	200,000	-	-	-	-	200,000
01907041 E LAKE MARY BLVD FIBER UPGRADE	62,745	196,242	-	-	-	-	258,987
01907046 FIBER NETWORK CORE ROUTERS	259,746	64,277	-	100,000	-	-	424,023
01907047 CONNECTED VEHICLE/ICM EQUIP	133,405	360,553	100,000	100,000	100,000	100,000	893,958
01907048 TRAFFIC VIDEO WALL UPGRADE	-	100,000	-	-	-	-	100,000
01907049 VIDEO DECODING EQUIP-TRAF MGMT	319,701	56,251	100,000	-	-	-	475,952
01907051 RED BUG @ SR417 WS MAST ARM	38,033	440,800	-	-	-	-	478,833
01907052 RED BUG @ SR 417E MAST ARM	319,306	50,000	-	-	-	-	369,306
01907056 SR436@PEARL CAUSEWAY MAST ARM	45,133	361,332	-	-	-	-	406,464
01907086 FIBER OPTIC PULL BOX	255,092	378,149	200,000	100,000	200,000	200,000	1,333,240
02007009 SR436 @ ORANGE AVE MAST ARM	339,658	105,926	-	-	-	-	445,584
02007159 E.LAKE MARY BVD @ SKY MAST ARM	83,882	326,222	-	-	-	-	410,103
02107067 SR46 FIBER-SANFORD AVE-MELLONV	-	200,000	-	-	-	-	200,000
02107081 CR427@ E LAKE MARY RD SIGNAL	-	400,000	-	-	-	-	400,000
02107082 SR 434 @ SAND LAKE RD SIGNAL	-	400,000	-	-	-	-	400,000
02207070 SR 436 @BEAR LAKE RD MAST	-	400,000	-	-	-	-	400,000
02207072 SR436@PRAIRIE LAKE-MAST ARM	-	400,000	-	-	-	-	400,000
02207073 SR434@E LAKE BRANTLEY-MAST ARM	-	400,000	-	-	-	-	400,000
02207074 SR 415@CELERY AVE - NEW SIGNAL	-	450,000	-	-	-	-	450,000
02207075 SR 46A SIGNAL ADAPTIVE PROJ	-	200,000	-	-	-	-	200,000
02207076 NETWORK SWITCH UPGRADE/CTY CAB	-	100,000	-	-	-	-	100,000
02207078 TRANS MAST PLAN 5YR UPDATE	-	750,000	-	-	-	-	750,000
02207100 EAST LAKE MARY AT OHIO MAST AR	-	400,000	-	-	-	-	400,000
01785158 SR46 AT TOWN CENTER MAST ARM	278,349	-	-	-	-	-	278,349
01785159 SR46 AT RINEHART RD MAST ARM	303,647	-	-	-	-	-	303,647
01785160 State Road 434 at Orange	439,235	-	-	-	-	-	439,235
01785161 State Road 434 @ Cons Svcs	151,045	-	-	-	-	-	151,045
01785162 Lake Mary Blvd @ Mellonville	187,958	-	-	-	-	-	187,958
01785163 Mast Arm Inspections	118,145	-	-	-	-	-	118,145
01785164 Towne Center Mast Arm Rebuilds	101,444	-	-	-	-	-	101,444
01785168 Controller Upgrades	299,475	-	-	-	-	-	299,475
01785170 ITS Master Plan	-	-	-	-	-	-	-
01785171 VARIABLE MESSAGE SYSTEM UPGRAD	579,804	-	-	100,000	-	-	679,804

2014 INFRASTRUCTURE SALES TAX REFERENDUM PROJECTS

INCLUDES OTHER FUNDING SOURCES LEVERAGED TO COMPLETE 3RD GEN REFERENDUM PROJECTS	LTD ACTUALS	FY22 BUDGET	FY23	FY24	FY25	FY26	TOTAL PROJECT COST
01785172 SR 434 Fiber Upgrade	169,830	-	-	-	-	-	169,830
01785173 Wekiva Springs Road Fiber Upg	111,904	-	-	-	-	-	111,904
01785174 SR 436 Fiber Upgrade	55,982	-	-	-	-	-	55,982
01785324 Fiber Expansion – Countywide	1,427,386	-	-	-	-	-	1,427,386
01785345 SR 436 @LAKE BRANTLEY MAST ARM	321,701	-	-	-	-	-	321,701
01785347 DISASTER RECOVERY SYSTEM/SERV	143,344	-	-	-	-	-	143,344
01785349 SR 434 @ MANOR AVE MAST ARM	359,894	-	-	-	-	-	359,894
01785370 TRAVEL TIME AND DELAY STUDY	33,222	-	-	-	-	-	33,222
01785455 MLK BLVD @ ST JOHNS	340,750	-	-	-	-	-	340,750
01785456 SR 436 @ HUNT CLUB MAST ARM	460,572	-	-	-	-	-	460,572
01785457 SAND LAKE @ HUNT CLUB MAST ARM	259,085	-	-	-	-	-	259,085
01785459 EE WILLIAM@ RANGELINE MAST ARM	47,559	-	-	-	-	-	47,559
01785460 SR 436 @ GRACE MAST ARM	398,113	-	-	-	-	-	398,113
01785461 SR 436@ LYNCHFIELD MAST ARM	386,144	-	-	-	-	-	386,144
01785462 SR436 @ WEATHERSFIELD MAST ARM	390,477	-	-	-	-	-	390,477
01785515 SR 434 @ TARRY TOWN MAST ARM	135,015	-	-	-	-	-	135,015
01785570 MARKHAM RD@MARKHAM WOOD SIC	248,022	-	-	-	-	-	248,022
01785573 CR 46A SIGNAL LOOPS	119,644	-	-	-	-	-	119,644
01907032 SR436 TRAFFIC SENSORS (10 SIG)	436,541	-	-	-	-	-	436,541
01907038 US 17-92 FIBER UPGRADE	356,131	-	-	-	-	-	356,131
01907044 TUSKAWILLA RD FIBER UPGRADE	84,589	-	-	-	-	-	84,589
01907045 RED BUG LAKE RD FIBER UPGRADE	203,572	-	-	-	-	-	203,572
01907050 SR436 @ HOWELL BRANCH-MAST ARM	199,288	-	-	-	-	-	199,288
01907059 E AIRPORT BLVD @ FS32 MAST ARM	181,234	-	-	-	-	-	181,234
02007008 RED BUG FIBER UPGRADE	202,707	-	-	-	-	-	202,707
02007010 SR436 @ SAN SEBASTIAN MAST ARM	399,347	-	-	-	-	-	399,347
02007011 SR436 @ MAPLE MAST ARM	419,018	-	-	-	-	-	419,018
3C TRAFFIC SIGNAL SIGN STRP Total	19,338,542	10,800,982	1,900,000	1,900,000	1,800,000	1,800,000	37,539,523

3C TRAILS

01785315 VARIOUS COUNTY TRAILS PROJECTS	-	102,000	-	-	-	-	102,000
01785316 EE WILLIAMSON RD TRAIL CONNECT	1,101,803	9,256,050	-	-	-	-	10,357,853
01785318 E SEMINOLE UNPAVED TRAILS	629,345	318,280	-	-	-	-	947,625
01785525 SR 419 @ OSPREY TRAIL SIGNAL	430,093	41,072	-	-	-	-	471,165
02007013 PWR CORR TRL SR434-SHEPARD RD	75,814	1,394,051	-	-	-	-	1,469,865
02007021 SOLDIERS CRK OFF-ROAD BIKE TRL	-	10,000	-	-	-	-	10,000
02007022 MARKHAM TRAILHEAD-BIKE AREA	-	130,000	-	-	-	-	130,000
02007160 CROSS SEM TRL MISSING LINK 419	346,204	40,169	-	-	-	-	386,373
02104043 AMENITIES FOR TRAIL HEADS	-	75,000	-	-	-	-	75,000
02104044 SIGNS FOR TRAILS	-	70,000	-	-	-	-	70,000
02104045 CENTRL TRAIL/WHEELHOUSE PARK	-	200,000	-	-	-	-	200,000
02104046 CROSS SEMINOLE TRAIL SPUR-ADA	-	111,094	-	-	-	-	111,094
02204037 MIDWAY AREA TRAILS MASTER PLAN	-	200,000	-	-	-	-	200,000
02204038 TRAILS MARKING & SIGNAGE SAFET	-	150,000	-	-	-	-	150,000
02204039 KEWANEE TRAIL LOOP	-	200,000	-	-	-	-	200,000
02204040 SYLVAN LAKE TRAIL LOOP	-	200,000	-	-	-	-	200,000
00187773 LAKE MONROE LOOP TRL	407,856	-	-	-	-	-	407,856
01785317 TRAILS WITHIN POWER CORRIDORS	-	-	-	-	-	-	-
01785382 SEMINOLE WEKIVA TRAIL PHASE IV	845,918	-	-	-	-	-	845,918
01785474 MINOR TRAIL PROJECTS	19,577	-	-	-	-	-	19,577
01785475 TRAILS PRIORITY MATRIX	124,805	-	-	-	-	-	124,805
01785717 BARR ST TRAIL	-	-	-	-	-	-	-
3C TRAILS Total	3,981,414	12,497,716	-	-	-	-	16,479,130

2014 INFRASTRUCTURE SALES TAX REFERENDUM PROJECTS

INCLUDES OTHER FUNDING SOURCES LEVERAGED TO COMPLETE 3RD GEN REFERENDUM PROJECTS	LTD ACTUALS	FY22 BUDGET	FY23	FY24	FY25	FY26	TOTAL PROJECT COST
3C FIRE/EMS VEHICLE & EQUIP							
00008060 04551 FORD INTERCEPTOR	38,297	13,703	-	-	-	-	52,000
02005050 STNRY GEN 1000KW - GEN057	369,582	8,353	-	-	-	-	377,935
00006669 THERMAL IMAGERS - RESCUES	58,264	-	-	-	-	-	58,264
00006695 THERMAL IMAGERS - ENGINES	50,981	-	-	-	-	-	50,981
00006697 STRETCHERS	74,558	-	-	-	-	-	74,558
00006698 LIFEPAK 15 EKG MONITOR/DEFIB	207,939	-	-	-	-	-	207,939
00006699 BCC# 01324 PIERCE SPARE 01	546,507	-	-	-	-	-	546,507
00006700 BCC# 01374 FORD F-450 WOODS 11	128,812	-	-	-	-	-	128,812
00006701 BCC# 02039 PIERCE SPARE 09	565,756	-	-	-	-	-	565,756
00006702 BCC# 02040 FORD E250 VAN	29,298	-	-	-	-	-	29,298
00006703 BCC# 02882 FORD EXPLORER [CV]	42,606	-	-	-	-	-	42,606
00006704 BCC# 02947 FORD EXPLORER [CV]	42,371	-	-	-	-	-	42,371
00006705 BCC# 02948 FORD CROWN VIC [CV]	39,469	-	-	-	-	-	39,469
00006706 BCC# 02949 FORD EXPLORER [CV]	42,371	-	-	-	-	-	42,371
00006707 BCC# 03956 INTL RESCUE 03	241,921	-	-	-	-	-	241,921
00006708 BCC# 03958 INTL RESCUE 16	241,921	-	-	-	-	-	241,921
00006709 BCC# 03959 INTL RESCUE 43	241,921	-	-	-	-	-	241,921
00006710 BCC# 04543 FORD EXPLORER [CV]	39,191	-	-	-	-	-	39,191
00006711 BCC# 04867 INTL RESCUE 35	241,921	-	-	-	-	-	241,921
00006712 BCC# 05346 INTL RESCUE 23	241,921	-	-	-	-	-	241,921
00006714 BCC# 17220 FORD FORD U35	52,673	-	-	-	-	-	52,673
00006715 BCC# 24594 FORD F-450 WOODS 41	128,812	-	-	-	-	-	128,812
00006716 BCC# 24595 FORD F-450 WOODS 16	128,812	-	-	-	-	-	128,812
00006717 BCC# 780496 FORD EXCURSIN[ICV]	42,371	-	-	-	-	-	42,371
00006718 BCC# 780545 FORD EXPLORER [CV]	39,191	-	-	-	-	-	39,191
00007027 #03954 Dodge 4500 Rescue	244,445	-	-	-	-	-	244,445
00007028 #03955 Dodge 4500 Rescue	245,042	-	-	-	-	-	245,042
00007034 #04865 Dodge 4500 Rescue	245,241	-	-	-	-	-	245,241
00007037 #05208 Pierce Engine	560,294	-	-	-	-	-	560,294
00007040 #05351 Dodge 4500 Rescue	239,146	-	-	-	-	-	239,146
00007045 #06070298 Pierce Engine	559,744	-	-	-	-	-	559,744
00007059 #19236 Pierce Squad	1,212,770	-	-	-	-	-	1,212,770
00008054 02759 FORD TRANSIT CONNECT	26,945	-	-	-	-	-	26,945
00008055 02759 FORD F150 EXT CAB	45,323	-	-	-	-	-	45,323
00008057 NEW UNIT FORD F150 4X4 EXT	39,606	-	-	-	-	-	39,606
00008063 03954 DODGE 4500 RESCUE	266,541	-	-	-	-	-	266,541
00008064 03958 DODGE 4500 RESCUE	266,541	-	-	-	-	-	266,541
00008066 02038 PIERCE ENGINE	607,452	-	-	-	-	-	607,452
00008068 NEW UNIT PIERCE ENGINE 29	620,584	-	-	-	-	-	620,584
00008069 06070587 SUTPHEN SP 100 TOWER	1,305,833	-	-	-	-	-	1,305,833
00008120 BCC 5212 FORD F250	46,338	-	-	-	-	-	46,338
02001020 STNRY GEN 1000KW - GEN058	369,582	-	-	-	-	-	369,582
3C FIRE/EMS VEHICLE & EQUIP Total	10,778,894	22,056	-	-	-	-	10,800,950
3C FACILITIES IMPROVEMENT							
00006941 JAIL-DOOR ACCESS CONTROL 11560	-	753,000	-	-	-	-	753,000
01902007 JAIL-KITCHEN RENOVATION 11560	639,428	24,584	-	-	-	-	664,013
01902008 JAIL-FACILITY BREAKER REP 11560	17,000	133,000	-	-	-	-	150,000
01902009 JAIL-SECURITY IMPROVEMNT 11560	164,690	10,310	-	-	-	-	175,000
3C FACILITIES IMPROVEMENT Total	821,118	920,894	-	-	-	-	1,742,013
Grand Total	215,140,083	146,378,157	39,102,769	27,745,020	16,910,000	15,030,000	460,306,029

PROJECT DESCRIPTION/TEAM

Limits: Howell Creek Basin, Lake Jesup Basin.

CIP Number: 02207094

Contract Number: TBD

Phase Work Order: TBD

Commissioner District: Countywide

Phase (Primary): Design Procurement

Phase (Secondary):

Referendum Exhibit: Exhibit C - Stormwater and Water Quality

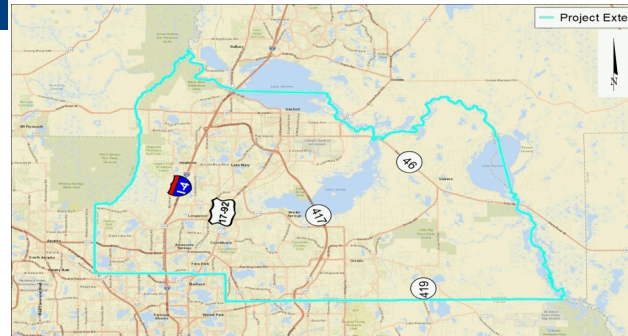
Project Management Team:

County Project Mgr.: Aaron Johnson SCPW

Consultant Project Mgr.: TBD

CEI/Construction Mgr.: N/A

Construction Contractor: N/A



PROJECT SCOPE

- This project will conduct basin studies in the following basins: Howell Creek, Lake Jesup.

ACCOMPLISHMENTS

N/A

ISSUES/RISKS/CHANGES

- No Issues

PROGRESS SUMMARY

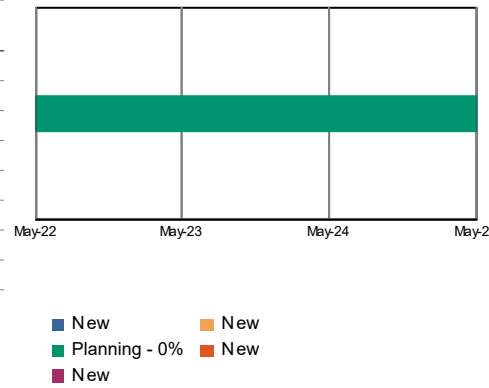
- These two basins will be advertised with three other basins for a total of 5 basins under one solicitation. The County intends to select one or two consultants to complete the studies.
 - This project has been reassigned to Aaron Johnson (Jeff Sloman to continue on through Consultant Selection).
 - Jeff Sloman received Draft Solicitation Package to review on 1/21/2022 and sent comments back on 1/24/2022.
 - Project advertised on 1/26/2022. Due Date for responses is 2/23/2022.

FUNDING AGENCY -- MANAGING AGENCY -- GRANT/AGCY

Design: 3rd Gen. - SCPW **Const.:** N/A -
ROW: N/A - **CEI:** N/A -

SCHEDULE

Description	Current Start	Current Finish	Baseline Start	Baseline Finish
Issue NTP to PM	10/1/21	10/1/21	10/1/21	10/1/21
Advertisement Phase	1/26/22	2/23/22	1/19/22	2/23/22
Study Phase Begins/Kickoff Meeting (NTP)	5/12/22	5/12/22	6/16/22	6/16/22
Data Collection	5/12/22	7/19/23	6/16/22	8/23/23
Prepare Draft Basin Study Report	11/9/23	1/3/24	12/14/23	2/7/24
Submit Final Basin Study Report To County	6/24/24	6/24/24	7/29/24	7/29/24
County Acceptance of Final Report	6/25/24	7/18/24	7/30/24	8/22/24
Project Complete	7/19/24	7/19/24	8/23/24	8/23/24



■ New ■ New
 ■ Planning - 0% ■ New
 ■ New

FINANCIAL STATUS

Description	PROJECT TO DATE								CURRENT YEAR			FUTURE	
	Total Investment Cost (TIC)	% Complete	Planned Value	Earned Value	Actual Cost (ACWP)	Estimate to Complete (ETC)	Estimate at Completion (EAC)	Variance at Completion	Current Year Budget FY2021-22	Open Encumbrance	Current Year Expenditures	Budget Balance	Budget Requirements
PROF SVCS	\$2,500,000	0%	\$0	\$0	\$0	\$2,500,000	\$2,500,000	\$0	\$2,291,250	\$0	\$0	\$2,291,250	\$208,750
Total:	\$2,500,000	0%	\$0	\$0	\$0	\$2,500,000	\$2,500,000	\$0	\$2,291,250	\$0	\$0	\$2,291,250	\$208,750

Monthly Report Date 17-February-2022

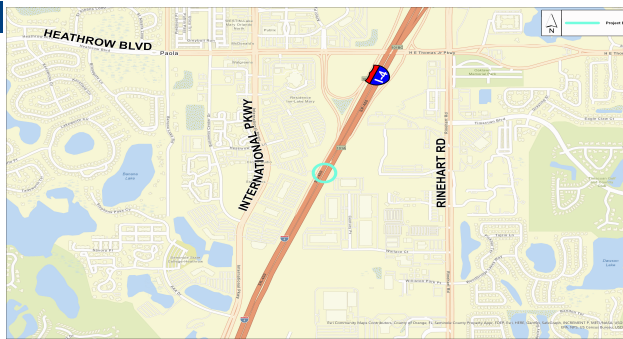
PROJECT DESCRIPTION/TEAM

Limits: I-4 to Cross Seminole Trail

CIP Number: 01785446/01785447/02007107
 Contract Number: PS-9983-15
 Phase Work Order: 6
 Commissioner District: 4
 Phase (Primary): Construction Bidding
 Phase (Secondary):
 Referendum Exhibit: Exhibit C - Bridge Replacement/ Rehabilitation

Project Management Team:

County Project Mgr.: Aaron Johnson Jacobs
 Consultant Project Mgr.: Mathew Taylor Atkins
 CEI/Construction Mgr.: Tierra
 Construction Contractor: M&J Co.



PROJECT SCOPE

Design and repair Trail Overpass. Based on recommendations of Seminole County's Annual Inspection Evaluation of Structures.

ACCOMPLISHMENTS

-Construction NTP issued.

ISSUES/RISKS/CHANGES

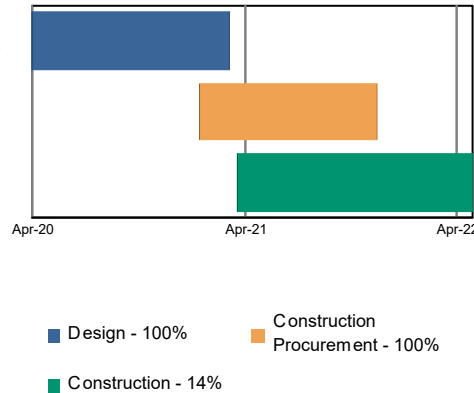
- No Issues

FUNDING AGENCY -- MANAGING AGENCY -- GRANT/AGCY

Design: 3rd Gen. - SCPW **Const.:** 3rd Gen. - SCPW
ROW: 3rd Gen. - SCPW **CEI:** 3rd Gen. - SCPW

SCHEDULE

Description	Current Start	Current Finish	Baseline Start	Baseline Finish
Issue NTP to PM	4/6/20	4/6/20	4/6/20	4/6/20
PE Begin - Kickoff Meeting (NTP)	4/20/20	4/20/20	4/20/20	4/20/20
Production Date (Design Phase Completed)	2/24/21	2/24/21	2/24/21	2/24/21
Advertisement Date/Open Bids	5/7/21	7/21/21	5/7/21	7/21/21
PCD Contract Executed	12/3/21	12/3/21	12/3/21	12/3/21
Construction NTP	1/4/22	1/4/22	1/4/22	1/4/22
Construction Final Completion	5/16/22	5/16/22	5/16/22	5/16/22
Project Complete	1/23/23	1/23/23	1/23/23	1/23/23



PROGRESS SUMMARY

- Contract with M&J Construction dated 12/3/2021
- Construction Submittals & RFIs began (received and reviewed)
- Paint Color determined.

FINANCIAL STATUS

Description	PROJECT TO DATE								CURRENT YEAR			FUTURE	
	Total Investment Cost (TIC)	% Complete	Planned Value	Earned Value	Actual Cost (ACWP)	Estimate to Complete (ETC)	Estimate at Completion (EAC)	Variance at Completion	Current Year Budget FY2021-22	Open Encumbrance	Current Year Expenditures	Budget Balance	Budget Requirements
DESIGN	\$78,658	100%	\$78,658	\$78,658	\$75,372	\$3,286	\$78,658	\$0	\$0	\$3,168	\$0	(\$3,168)	\$3,286
CONSTRUCTION	\$1,147,259	14%	\$175,674	\$160,616	\$0	\$1,147,259	\$1,147,259	\$0	\$434,628	\$431,342	\$0	\$3,286	\$712,631
CEI	\$50,738	14%	\$7,769	\$7,103	\$0	\$50,738	\$50,738	\$0	\$0	\$0	\$0	\$0	\$50,738
Total:	\$1,276,655	19%	\$262,101	\$246,378	\$75,372	\$1,201,282	\$1,276,655	\$0	\$434,628	\$434,510	\$0	\$118	\$766,655

PROJECT DESCRIPTION/TEAM

Limits: From SR 434 to East Riverdale Court

CIP Number: 01785254

Contract Number: PS-0009-15/RTB

Phase Work Order: 45

Commissioner District: 1

Phase (Primary): Construction Bidding

Phase (Secondary):

Referendum Exhibit: Exhibit C - Sidewalk / ADA Improvements

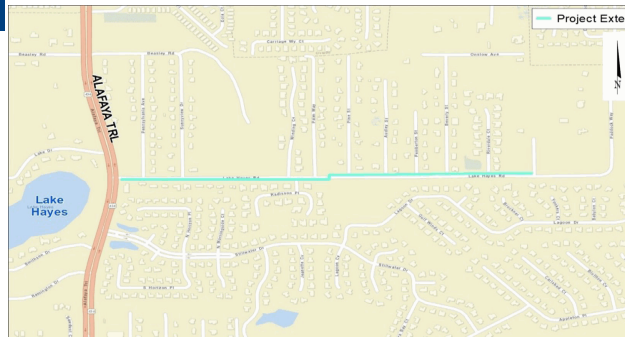
Project Management Team:

County Project Mgr.: Aaron Johnson Jacobs

Consultant Project Mgr.: Kate Spiess Inwood

CEI/Construction Mgr.: Stephen Thomas SCPW

Construction Contractor: Fausnight NuWave



PROJECT SCOPE

To improve safety, address drainage deficiencies, and reconstruct driveways to meet ADA requirements to enhance pedestrian and bicycle continuity and access.

ACCOMPLISHMENTS

- Design Complete.

ISSUES/RISKS/CHANGES

- No Issues

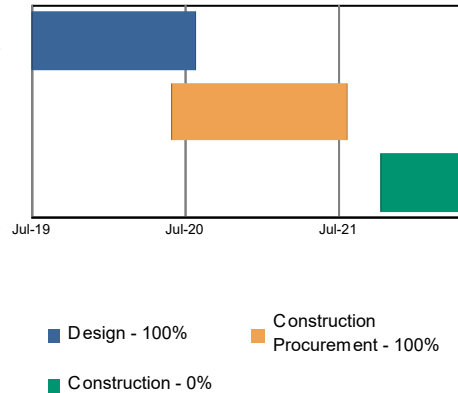
FUNDING AGENCY -- MANAGING AGENCY -- GRANT/AGCY

Design: 3rd Gen. - SCPW Const.: 3rd Gen. - SCPW

ROW: N/A - CEI: 3rd Gen. - SCPW

SCHEDULE

Description	Current Start	Current Finish	Baseline Start	Baseline Finish
Issue NTP to PM	7/23/19	7/23/19	7/23/19	7/23/19
PE Begin - Kickoff Meeting (NTP)	7/23/19	7/23/19	7/23/19	7/23/19
Production Date (Design Phase Completed)	6/9/20	6/9/20	6/9/20	6/9/20
Advertisement Date/Open Bids	6/26/20	8/6/20	6/26/20	8/6/20
PCD Contract Executed	8/10/21	8/10/21	8/10/21	8/10/21
Construction NTP	2/28/22	2/28/22	2/28/22	2/28/22
Construction Final Completion	6/3/22	6/3/22	6/3/22	6/3/22
Project Complete	2/10/23	2/10/23	2/10/23	2/10/23



PROGRESS SUMMARY

- Purchase Order sent to Fausnight for Thermoplastic Work on 1/25/2022.
- Purchase Order sent to NuWave for Sidewalk/ drainage Work on 1/28/2022.

FINANCIAL STATUS

Description	PROJECT TO DATE								CURRENT YEAR			FUTURE	
	Total Investment Cost (TIC)	% Complete	Planned Value	Earned Value	Actual Cost (ACWP)	Estimate to Complete (ETC)	Estimate at Completion (EAC)	Variance at Completion	Current Year Budget FY2021-22	Open Encumbrance	Current Year Expenditures	Budget Balance	Budget Requirements
DESIGN	\$67,985	100%	\$67,985	\$67,985	\$63,502	\$4,483	\$67,985	\$0	\$4,922	\$4,483	\$439	\$0	\$0
CONSTRUCTION	\$233,102	0%	\$66,512	\$0	\$102	\$233,001	\$233,102	\$0	\$228,415	\$226,996	\$0	\$1,419	\$4,585
CEI	\$0	0%	\$0	\$0	\$0	\$0	\$0	\$0	\$0	\$0	\$0	\$0	\$0
Total:	\$301,087	23%	\$134,497	\$67,985	\$63,604	\$237,484	\$301,087	\$0	\$233,337	\$231,479	\$439	\$1,419	\$4,585

PROJECT DESCRIPTION/TEAM

Limits: Over Lake Howell Creek

CIP Number: 01785286
 Contract Number: PS-9983-15
 Phase Work Order: 4
 Commissioner District: 4
 Phase (Primary): Construction
 Phase (Secondary):
 Referendum Exhibit: Exhibit C - Bridge Replacement/ Rehabilitation

Project Management Team:

County Project Mgr.: Aaron Johnson Jacobs
 Consultant Project Mgr.: Matthew Taylor Atkins
 CEI/Construction Mgr.: Bob Mangogna CDM Smith
 Construction Contractor: Jr Davis Const.



PROJECT SCOPE

To design and construct a replacement bridge on Lake Howell Lane over Lake Howell Creek.

ACCOMPLISHMENTS

-Design Complete

ISSUES/RISKS/CHANGES

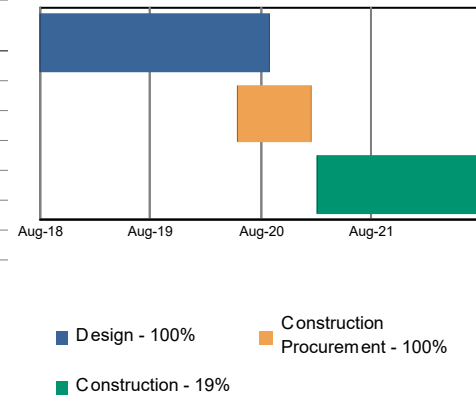
- Construction Delay claim received in December due to TECO Gas line late relocation.
 - Another Construction Delay claim expected in January due to MCI/ Verizon utility relocation.

FUNDING AGENCY -- MANAGING AGENCY -- GRANT/AGCY

Design: 3rd Gen. - SCPW **Const.:** 3rd Gen. - SCPW
ROW: 3rd Gen. - SCPW **CEI:** 3rd Gen. - SCPW

SCHEDULE

Description	Current Start	Current Finish	Baseline Start	Baseline Finish
Issue NTP to PM	8/15/18	8/15/18	8/15/18	8/15/18
PE Begin - Kickoff Meeting (NTP)	8/15/18	8/15/18	8/15/18	8/15/18
Production Date (Design Phase Completed)	9/9/20	9/9/20	9/9/20	9/9/20
PCD Contract Executed	1/26/21	1/26/21	1/26/21	1/26/21
Construction NTP	4/15/21	4/15/21	4/15/21	4/15/21
Construction Final Completion	8/10/22	8/10/22	8/10/22	8/10/22
Project Complete	6/14/23	6/14/23	6/14/23	6/14/23



PROGRESS SUMMARY

- County staff began redesign effort to relocate drainage to the south side of the road so that drainage easement is no longer necessary.
 - Concurrent to Redesign efforts, continued coordination was made with the Property Owner in question to come to an agreement.
 - Lake Howell Lane closed on 1/4/2022 and construction ON SITE began (Original NTP was 4/5/2021, but there was construction delay due to TECO not relocating their utilities).

FINANCIAL STATUS

Description	PROJECT TO DATE								CURRENT YEAR			FUTURE	
	Total Investment Cost (TIC)	% Complete	Planned Value	Earned Value	Actual Cost (ACWP)	Estimate to Complete (ETC)	Estimate at Completion (EAC)	Variance at Completion	Current Year Budget FY2021-22	Open Encumbrance	Current Year Expenditures	Budget Balance	Budget Requirements
DESIGN	\$257,344	100%	\$257,344	\$257,344	\$262,244	\$11,816	\$274,060	(\$16,716)	\$27,367	\$11,816	\$991	\$14,559	(\$14,559)
ROW	\$6,075	100%	\$6,075	\$6,075	\$4,725	\$1,350	\$6,075	\$0	\$0	\$1,890	\$844	(\$2,734)	\$2,194
CONSTRUCTION	\$2,230,000	19%	\$1,201,080	\$423,700	\$269,502	\$1,960,498	\$2,230,000	\$0	\$1,941,198	\$1,960,589	\$5,700	(\$25,091)	\$25,000
CEI	\$296,881	19%	\$159,900	\$56,407	\$65,336	\$231,545	\$296,881	\$0	\$282,392	\$231,545	\$12,728	\$38,119	(\$38,119)
Total:	\$2,790,300	27%	\$1,624,400	\$743,526	\$601,806	\$2,205,210	\$2,807,015	(\$16,715)	\$2,250,957	\$2,205,841	\$20,263	\$24,853	(\$25,484)

PROJECT DESCRIPTION/TEAM

Limits: Various roadways in Midway Community

CIP Number: 01907077

Contract Number: TBD

Phase Work Order: TBD

Commissioner District: 5

Phase (Primary): Design

Phase (Secondary): N/A

Referendum Exhibit: Exhibit C - Stormwater and Water Quality

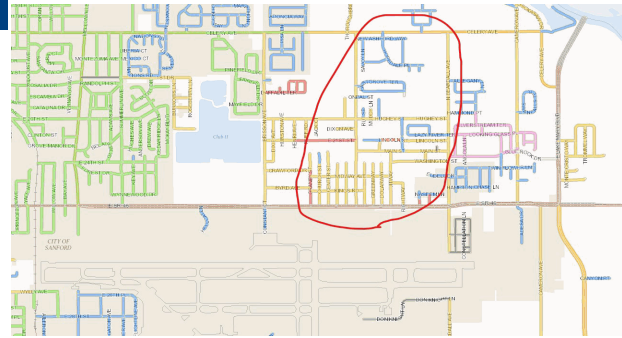
Project Management Team:

County Project Mgr.: Aaron Johnson SCPW

Consultant Project Mgr.: Carlos Estrella Atkins

CEI/Construction Mgr.: TBD

Construction Contractor: TBD



PROJECT SCOPE

- Drainage Improvements based on recommended alternatives from the Midway Basin Study (01907081) in the Midway Community. Sidewalk to be added along Main St as well as various roadway improvements within the community.

ACCOMPLISHMENTS

N/A

ISSUES/RISKS/CHANGES

- No Issues

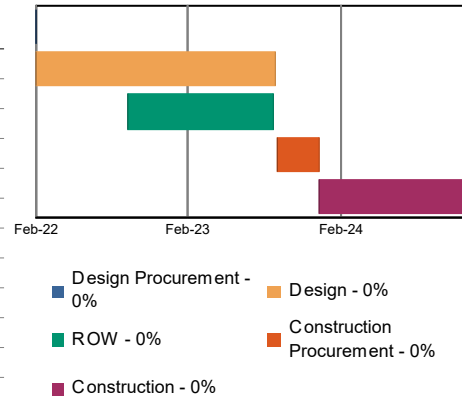
FUNDING AGENCY -- MANAGING AGENCY -- GRANT/AGCY

Design: 3rd Gen. - SCPW **Const.:** 3rd Gen. - SCPW

ROW: 3rd Gen. - SCPW **CEI:** 3rd Gen. - SCPW

SCHEDULE

Description	Current Start	Current Finish	Baseline Start	Baseline Finish
Issue NTP to PM	9/13/21	9/13/21	9/13/21	9/13/21
PE Begin - Kickoff Meeting (NTP)	2/1/22	2/1/22	2/1/22	2/1/22
30% Plans Development	2/1/22	5/31/22	2/1/22	5/31/22
60% Plans Development	6/1/22	9/8/22	6/1/22	9/8/22
90% Plans Development	9/9/22	12/7/22	9/9/22	12/7/22
ROW Phase Summary	9/9/22	8/24/23	9/9/22	8/24/23
100% Plans Development	12/8/22	2/2/23	12/8/22	2/2/23
Production Date (Design Phase Completed)	8/24/23	8/24/23	8/24/23	8/24/23
Construction NTP	12/13/23	12/13/23	12/13/23	12/13/23
Construction Final Completion	12/24/24	12/24/24	12/24/24	12/24/24
Project Complete	9/2/25	9/2/25	9/2/25	9/2/25



PROGRESS SUMMARY

- Meeting between chosen EOR, County Engineering Staff, and County ROW Staff to discuss ROW Issues held on 1/26/2022.
 - Coordination between County PM and EOR to get EOR's questions answered so that scope and staff hours can be completed.

FINANCIAL STATUS

Description	PROJECT TO DATE								CURRENT YEAR			FUTURE	
	Total Investment Cost (TIC)	% Complete	Planned Value	Earned Value	Actual Cost (ACWP)	Estimate to Complete (ETC)	Estimate at Completion (EAC)	Variance at Completion	Current Year Budget FY2021-22	Open Encumbrance	Current Year Expenditures	Budget Balance	Budget Requirements
DESIGN	\$883,670	0%	\$0	\$0	\$0	\$883,670	\$883,670	\$0	\$979,480	\$0	\$0	\$979,480	(\$95,810)
ROW	\$3,000,000	0%	\$0	\$0	\$0	\$3,000,000	\$3,000,000	\$0	\$0	\$0	\$0	\$0	\$3,000,000
CONSTRUCTION	\$22,004,057	0%	\$0	\$0	\$0	\$22,004,057	\$22,004,057	\$0	\$2,000,000	\$0	\$0	\$2,000,000	\$20,004,057
Total:	\$25,887,727	0%	\$0	\$0	\$0	\$25,887,727	\$25,887,727	\$0	\$2,979,480	\$0	\$0	\$2,979,480	\$22,908,247

Monthly Report Date 17-February-2022

PROJECT DESCRIPTION/TEAM

Limits: Monroe Road to 500 ft west of N. White Cedar Road

CIP Number: 02107077

Contract Number: PS-2826-20

Phase Work Order: 9

Commissioner District: 5

Phase (Primary): Design

Phase (Secondary):

Referendum Exhibit: Exhibit C - Minor Roadway & Safety

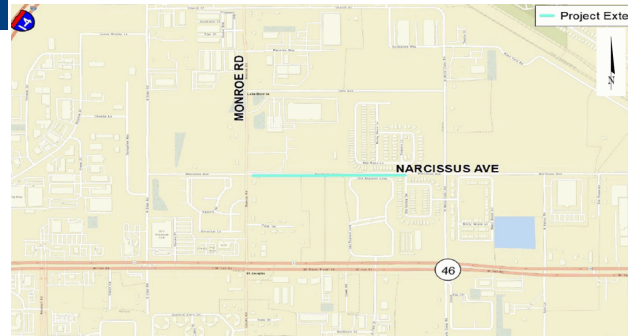
Project Management Team:

County Project Mgr.: Aaron Johnson Jacobs

Consultant Project Mgr.: Adam Crouch Moffat & Nichol

CEI/Construction Mgr.: Sam Moussa SCPW

Construction Contractor: TBD



PROJECT SCOPE

To design and construct approximately 2,000 LF of new urban/rural 2-lane undivided roadway along Narcissus Avenue from Monroe Road to 500 ft west of N. White Cedar Road.

ACCOMPLISHMENTS

- 30% Design complete.
- 60% Design complete.

ISSUES/RISKS/CHANGES

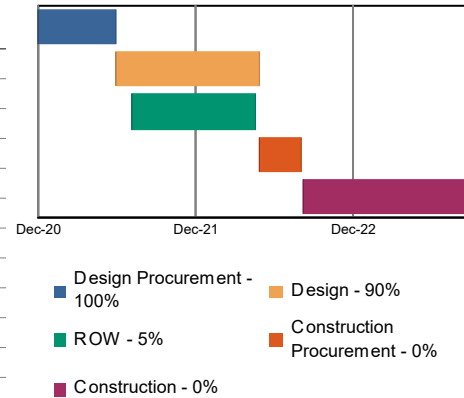
- No Issues

FUNDING AGENCY -- MANAGING AGENCY -- GRANT/AGCY

Design: 3rd Gen. - SCPW **Const.:** 3rd Gen. - SCPW
ROW: 3rd Gen. - SCPW **CEI:** 3rd Gen. - SCPW

SCHEDULE

Description	Current Start	Current Finish	Baseline Start	Baseline Finish
Issue NTP to PM	9/18/20	9/18/20	9/18/20	9/18/20
30% Plans Development	6/29/21	9/22/21	6/29/21	9/22/21
ROW Phase Summary	8/2/21	5/17/22	8/2/21	5/17/22
60% Plans Development	9/29/21	12/1/21	9/29/21	11/30/21
90% Plans Development	12/1/21	2/10/22	12/1/21	2/10/22
100% Plans Development	2/11/22	5/17/22	2/11/22	5/17/22
Production Date (Design Phase Completed)	5/18/22	5/18/22	5/18/22	5/18/22
Advertisement Date/Open Bids	7/15/22	8/25/22	7/15/22	8/25/22
PCD Contract Executed	9/2/22	9/2/22	9/2/22	9/2/22
Construction NTP	9/6/22	9/6/22	9/6/22	9/6/22
Construction Final Completion	10/17/23	10/17/23	10/17/23	10/17/23
Project Complete	6/25/24	6/25/24	6/25/24	6/25/24



PROGRESS SUMMARY

- Continued coordination with County PM and M&N for Public Engagement.
- 90% Plans received on 1/15/2022. County Staff began review.

FINANCIAL STATUS

Description	PROJECT TO DATE								CURRENT YEAR			FUTURE	
	Total Investment Cost (TIC)	% Complete	Planned Value	Earned Value	Actual Cost (ACWP)	Estimate to Complete (ETC)	Estimate at Completion (EAC)	Variance at Completion	Current Year Budget FY2021-22	Open Encumbrance	Current Year Expenditures	Budget Balance	Budget Requirements
DESIGN	\$193,482	90%	\$106,456	\$174,134	\$1,827	\$191,655	\$193,482	\$0	\$233,512	\$191,655	(\$60,249)	\$102,106	(\$102,106)
ROW	\$102,106	5%	\$43,161	\$5,105	\$0	\$102,106	\$102,106	\$0	\$0	\$0	\$0	\$0	\$102,106
CONSTRUCTION	\$1,970,588	0%	\$0	\$0	\$0	\$1,970,588	\$1,970,588	\$0	\$1,970,588	\$0	\$0	\$1,970,588	\$0
CEI	\$295,588	0%	\$0	\$0	\$0	\$295,588	\$295,588	\$0	\$295,588	\$0	\$0	\$295,588	\$0
Total:	\$2,561,764	7%	\$149,617	\$179,239	\$1,827	\$2,559,937	\$2,561,764	\$0	\$2,499,688	\$191,655	(\$60,249)	\$2,368,282	\$0

Monthly Report Date 17-February-2022

PROJECT DESCRIPTION/TEAM

Limits: Raymond Ave; North St-Raymond to Palm Springs;
 Palm Springs- North St to SR434.

CIP Number: 01907084

Contract Number: PS-3214-20

Phase Work Order: 1

Commissioner District: 3,4

Phase (Primary): Design

Phase (Secondary):

Referendum Exhibit: Exhibit C - Minor Roadway & Safety

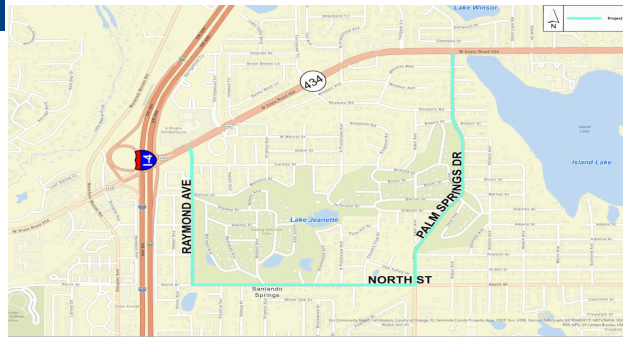
Project Management Team:

County Project Mgr.: Aaron Johnson SCPW

Consultant Project Mgr.: Mark Suarez HDR Engineering Inc

CEI/Construction Mgr.: TBD

Construction Contractor: TBD



PROJECT SCOPE

To improve road safety and capacity needs; traffic calming through roundabouts, intersection and crosswalk improvements; address drainage issues, provide for bicycle, sidewalks, and trail connections.

ACCOMPLISHMENTS

- 30% Lite" Design Complete.

ISSUES/RISKS/CHANGES

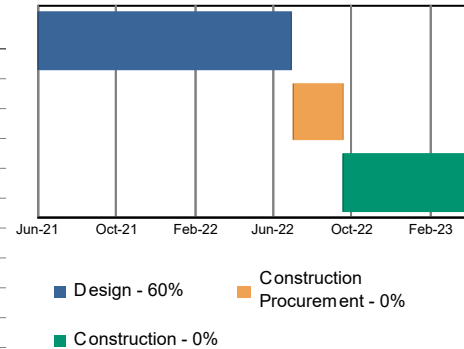
- No Issues.

FUNDING AGENCY -- MANAGING AGENCY -- GRANT/AGCY

Design: 3rd Gen. - SCPW **Const.:** 3rd Gen. - SCPW
ROW: 3rd Gen. - SCPW **CEI:** 3rd Gen. - SCPW

SCHEDULE

Description	Current Start	Current Finish	Baseline Start	Baseline Finish
Issue NTP to PM	5/3/21	5/3/21	5/3/21	5/3/21
PE Begin - Kickoff Meeting (NTP)	6/21/21	6/21/21	6/21/21	6/21/21
30% Plans Development	6/21/21	10/20/21	6/21/21	10/19/21
60% Plans Development	10/20/21	1/26/22	10/20/21	1/18/22
90% Plans Development	1/26/22	4/11/22	1/19/22	4/11/22
100% Plans Development	4/12/22	6/30/22	4/12/22	6/30/22
Production Date (Design Phase Completed)	7/1/22	7/1/22	7/1/22	7/1/22
Advertisement Date/Open Bids	8/30/22	9/19/22	8/30/22	9/19/22
PCD Contract Executed	9/26/22	9/26/22	9/26/22	9/26/22
Construction NTP	9/28/22	9/28/22	9/28/22	9/28/22
Construction Final Completion	4/25/23	4/25/23	4/25/23	4/25/23
Project Complete	1/2/24	1/2/24	1/2/24	1/2/24



PROGRESS SUMMARY

- 60% Plan comments sent to EOR on 1/25/2022.
 - Additional Coordination between Leisure Services, Engineering Staff, and EOR to determine whether screening and or retaining walls are to be added to the project.

FINANCIAL STATUS

Description	PROJECT TO DATE								CURRENT YEAR				FUTURE
	Total Investment Cost (TIC)	% Complete	Planned Value	Earned Value	Actual Cost (ACWP)	Estimate to Complete (ETC)	Estimate at Completion (EAC)	Variance at Completion	Current Year Budget FY2021-22	Open Encumbrance	Current Year Expenditures	Budget Balance	Budget Requirements
DESIGN	\$960,334	60%	\$455,648	\$576,200	\$122,507	\$839,204	\$961,711	(\$1,376)	\$0	\$839,204	\$11,769	(\$850,972)	\$850,973
ROW	\$1	0%	\$0	\$0	\$0	\$0	\$0	\$1	\$0	\$0	\$0	\$0	\$0
CONSTRUCTION	\$8,690,772	0%	\$0	\$0	\$0	\$8,690,772	\$8,690,771	\$0	\$10,067,300	\$1,305	\$0	\$10,065,995	(\$1,376,528)
CEI	\$608,354	0%	\$0	\$0	\$0	\$608,354	\$608,354	\$0	\$600,000	\$0	\$0	\$600,000	\$8,354
Total:	\$10,259,461	6%	\$455,648	\$576,200	\$122,506	\$10,138,330	\$10,260,836	(\$1,375)	\$10,667,300	\$840,509	\$11,769	\$9,815,023	(\$517,202)

Project Summary Report

Northwestern/Little Wek Bridge

Work Mix: Bridge Repair/Replacement

Jan - 2022

Monthly Report Date 17-February-2022

PROJECT DESCRIPTION/TEAM

Limits: Over Little Wekiva River

CIP Number: 01785283

Contract Number: PS-9993-15

Phase Work Order: 2 - A2

Commissioner District: 3

Phase (Primary): Construction Bidding

Phase (Secondary):

Referendum Exhibit: Exhibit C - Bridge Replacement/ Rehabilitation

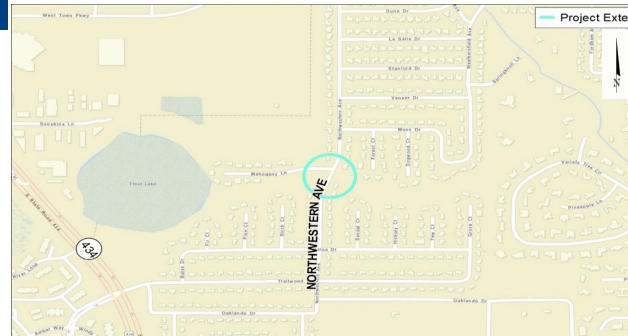
Project Management Team:

County Project Mgr.: Aaron Johnson Jacobs

Consultant Project Mgr.: Greg Peschong Consor Eng.

CEI/Construction Mgr.: ETM CEI/ Ron Ramos CM

Construction Contractor: Southland Construction, Inc.



PROJECT SCOPE

To design and construct a replacement bridge for Northwestern Avenue over Little Wekiva River.

ACCOMPLISHMENTS

- Design Phase Complete
- Construction Bid Approved by BCC on 9/28/2021

ISSUES/RISKS/CHANGES

- De-energizing by DUKE may impact construction NTP date.

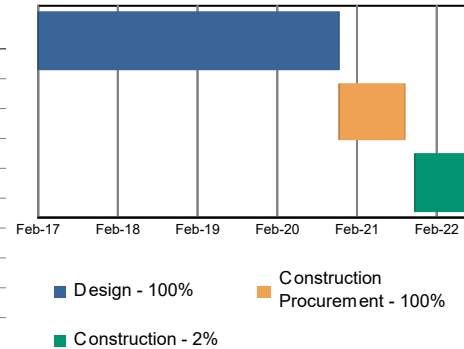
FUNDING AGENCY -- MANAGING AGENCY -- GRANT/AGCY

Design: 3rd Gen. - SCPW Const.: 3rd Gen. - SCPW

ROW: 3rd Gen. - SCPW CEI: 3rd Gen. - SCPW

SCHEDULE

Description	Current Start	Current Finish	Baseline Start	Baseline Finish
Issue NTP to PM	2/21/17	2/21/17	2/21/17	2/21/17
PE Begin - Kickoff Meeting (NTP)	2/21/17	2/21/17	2/21/17	2/21/17
Production Date (Design Phase Completed)	12/2/20	12/2/20	12/2/20	12/2/20
Re-Advertisement Date/Open Bids	5/5/21	8/11/21	5/5/21	8/11/21
PCD Contract Executed	9/29/21	9/29/21	9/29/21	9/29/21
Construction NTP	11/12/21	11/12/21	11/12/21	11/12/21
Construction Substantial Completion	8/1/22	8/1/22	8/1/22	8/1/22
Construction Final Completion	9/1/22	9/1/22	9/1/22	9/1/22
Project Complete	5/11/23	5/11/23	5/11/23	5/11/23



PROGRESS SUMMARY

- Shop drawing reviews continued.
- Construction work at project site began.

FINANCIAL STATUS

Description	PROJECT TO DATE								CURRENT YEAR			FUTURE	
	Total Investment Cost (TIC)	% Complete	Planned Value	Earned Value	Actual Cost (ACWP)	Estimate to Complete (ETC)	Estimate at Completion (EAC)	Variance at Completion	Current Year Budget FY2021-22	Open Encumbrance	Current Year Expenditures	Budget Balance	Budget Requirements
DESIGN	\$256,432	100%	\$256,431	\$256,431	\$235,730	\$20,701	\$256,431	\$0	\$21,326	\$20,701	\$624	\$0	(\$1)
CONSTRUCTION	\$2,627,777	2%	\$511,921	\$52,556	\$45,320	\$2,582,457	\$2,627,777	\$0	\$2,627,777	\$2,388,888	\$45,320	\$193,569	\$0
CEI	\$173,243	2%	\$33,750	\$3,465	\$1,130	\$172,112	\$173,243	\$0	\$173,243	\$172,112	\$1,130	\$1	(\$1)
Total:	\$3,057,451	10%	\$802,101	\$312,451	\$282,180	\$2,775,271	\$3,057,451	\$0	\$2,822,346	\$2,581,702	\$47,074	\$193,571	(\$2)

PROJECT DESCRIPTION/TEAM

Limits: Where Reservoir Lake Outfall Canal crosses both Bungalow Blvd and 23rd Street.

CIP Number: 02207090

Contract Number: TBD

Phase Work Order: TBD

Commissioner District: 5

Phase (Primary): Design

Phase (Secondary): N/A

Referendum Exhibit: Exhibit C - Stormwater and Water Quality

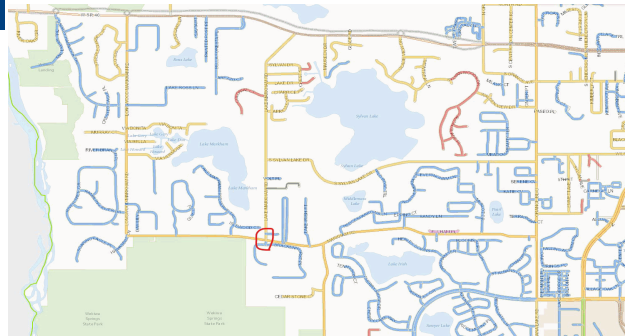
Project Management Team:

County Project Mgr.: Aaron Johnson SCPW

Consultant Project Mgr.: TBD

CEI/Construction Mgr.: TBD

Construction Contractor: TBD



PROJECT SCOPE

- Remove existing 30" CMP under both 23rd St and Bungalow Blvd and replace with upsized piping. Based on recommended projects from the 2017 Stormwater Master Plan (projects FLHZ-04 and FLHZ-05; FLHZ= Flood Hazard & Associated Water Quality projects).

ACCOMPLISHMENTS

N/A

ISSUES/RISKS/CHANGES

- No Issues

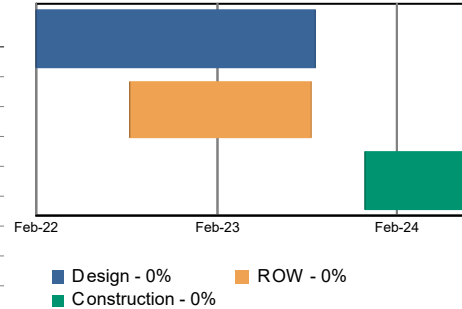
FUNDING AGENCY -- MANAGING AGENCY -- GRANT/AGCY

Design: 3rd Gen. - SCPW **Const.:** 3rd Gen. - SCPW

ROW: 3rd Gen. - SCPW **CEI:** 3rd Gen. - SCPW

SCHEDULE

Description	Current Start	Current Finish	Baseline Start	Baseline Finish
Issue NTP to PM	10/1/21	10/1/21	10/1/21	10/1/21
PE Begin - Kickoff Meeting (NTP)	2/1/22	2/1/22	2/1/22	2/1/22
30% Plans Development	2/1/22	5/3/22	2/1/22	5/3/22
60% Plans Development	5/4/22	8/10/22	5/4/22	8/10/22
90% Plans Development	8/11/22	11/22/22	8/11/22	11/22/22
ROW Phase Summary	8/12/22	8/11/23	8/12/22	8/11/23
100% Plans Development	11/23/22	3/1/23	11/23/22	3/1/23
Production Date (Design Phase Completed)	8/11/23	8/11/23	8/11/23	8/11/23
Advertisement Date/Open Bids	10/10/23	11/20/23	10/10/23	11/20/23
PCD Contract Executed	11/28/23	11/28/23	11/28/23	11/28/23
Construction NTP	12/1/23	12/1/23	12/1/23	12/1/23
Construction Final Completion	7/11/24	7/11/24	7/11/24	7/11/24
Project Complete	3/20/25	3/20/25	3/20/25	3/20/25



PROGRESS SUMMARY

- 1 page memo on why project should be terminated submitted on 1/26/2022. It was determined that there are no drainage issues/ flooding that justifies upsizing the pipes.

FINANCIAL STATUS

Description	PROJECT TO DATE								CURRENT YEAR			FUTURE	
	Total Investment Cost (TIC)	% Complete	Planned Value	Earned Value	Actual Cost (ACWP)	Estimate to Complete (ETC)	Estimate at Completion (EAC)	Variance at Completion	Current Year Budget FY2021-22	Open Encumbrance	Current Year Expenditures	Budget Balance	Budget Requirements
DESIGN	\$81,729	0%	\$0	\$0	\$0	\$81,729	\$81,729	\$0	\$267,980	\$0	\$0	\$267,980	(\$186,251)
CONSTRUCTION	\$186,251	0%	\$0	\$0	\$0	\$186,251	\$186,251	\$0	\$0	\$0	\$0	\$0	\$186,251
Total:	\$267,980	0%	\$0	\$0	\$0	\$267,980	\$267,980	\$0	\$267,980	\$0	\$0	\$267,980	\$0

PROJECT DESCRIPTION/TEAM

Limits: From SR 46 To Existing Sidewalk at Narcissus Avenue

CIP Number: 01785272

Contract Number: PS-0009-15

Phase Work Order: 40

Commissioner District: 5

Phase (Primary): Design

Phase (Secondary): ROW

Referendum Exhibit: Exhibit C - Sidewalk / ADA Improvements

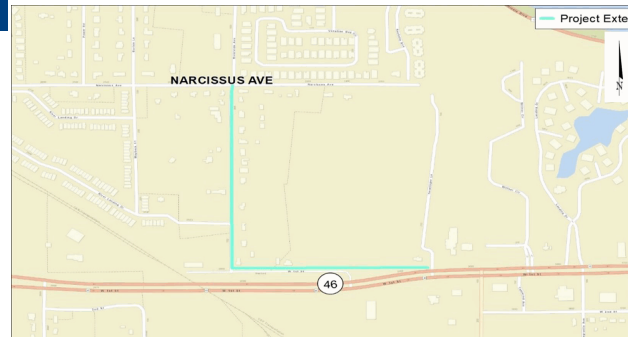
Project Management Team:

County Project Mgr.: Aaron Johnson Jacobs

Consultant Project Mgr.: Kate Spiess Inwood

CEI/Construction Mgr.: John Miller SCPW

Construction Contractor: TBD



PROJECT SCOPE

To provide sidewalk along east side of Riverview Avenue from SR 46 including West 1st Street to Narcissus Avenue.

ACCOMPLISHMENTS

-100% Design Plans received.

ISSUES/RISKS/CHANGES

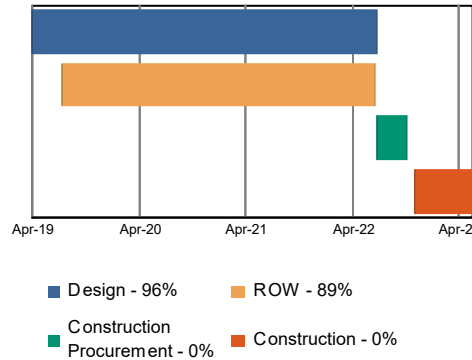
- EOR is working to resolve incorrect ROW sketches.
 - Drainage issue with Parcel 6. Survey is needed since resident changed lot layout with fill material.

FUNDING AGENCY -- MANAGING AGENCY -- GRANT/AGCY

Design: 3rd Gen. - SCPW **Const.:** 3rd Gen. - SCPW
ROW: 3rd Gen. - SCPW **CEI:** 3rd Gen. - SCPW

SCHEDULE

Description	Current Start	Current Finish	Baseline Start	Baseline Finish
Issue NTP to PM	4/11/19	4/11/19	4/11/19	4/11/19
PE Begin - Kickoff Meeting (NTP)	4/15/19	4/15/19	4/15/19	4/15/19
Public Meeting #2	7/23/19	7/23/19	7/23/19	7/23/19
ROW Phase Summary	7/24/19	6/30/22	7/24/19	6/30/22
Production Date (Design Phase Completed)	6/30/22	6/30/22	6/30/22	6/30/22
Advertisement Date/Open Bids	8/29/22	10/7/22	8/29/22	10/7/22
PCD Contract Executed	10/17/22	10/17/22	10/17/22	10/17/22
Construction NTP	10/19/22	10/19/22	10/19/22	10/19/22
Construction Final Completion	5/31/23	5/31/23	5/31/23	5/31/23
Project Complete	2/7/24	2/7/24	2/7/24	2/7/24



PROGRESS SUMMARY

- Ed Barfield continues to work on legal documentation for the 14 properties (a mix of Right of Entry, Permanent Sidewalk Drainage Easement, Quick claim deed, and Fee agreements/ documents).
 - County PM continues to coordinate with Design Consultant to ensure ROW, Utility Coordination, and Permitting is moving along so that Construction can begin.
 - County PM coordinated with EOR to determine the appropriate plan changes to address property flooding concerns.

FINANCIAL STATUS

Description	PROJECT TO DATE								CURRENT YEAR				FUTURE
	Total Investment Cost (TIC)	% Complete	Planned Value	Earned Value	Actual Cost (ACWP)	Estimate to Complete (ETC)	Estimate at Completion (EAC)	Variance at Completion	Current Year Budget FY2021-22	Open Encumbrance	Current Year Expenditures	Budget Balance	Budget Requirements
DESIGN	\$112,597	96%	\$92,999	\$108,093	\$96,393	\$16,204	\$112,597	\$0	\$13,112	\$16,204	\$5,006	(\$8,099)	\$8,098
ROW	\$133,663	89%	\$100,372	\$118,959	\$13,770	\$119,892	\$133,662	\$1	\$0	\$17,685	\$8,269	(\$25,954)	\$128,161
CONSTRUCTION	\$694,935	0%	\$0	\$0	\$90,564	\$604,370	\$694,935	\$0	\$723,232	\$0	\$0	\$723,232	(\$118,861)
CEI	\$79,173	0%	\$0	\$0	\$0	\$79,173	\$79,173	\$0	\$96,570	\$0	\$0	\$96,570	(\$17,397)
Total:	\$1,020,368	22%	\$193,371	\$227,052	\$200,727	\$819,639	\$1,020,366	\$2	\$832,914	\$33,889	\$13,275	\$785,750	\$0

PROJECT DESCRIPTION/TEAM

Limits: From Pine Avenue To Avenue B

CIP Number: 00205206

Contract Number: PS-1666-07

Phase Work Order: 15

Commissioner District: 1,2

Phase (Primary): Construction Bidding

Phase (Secondary):

Referendum Exhibit: Exhibit B - Major Projects

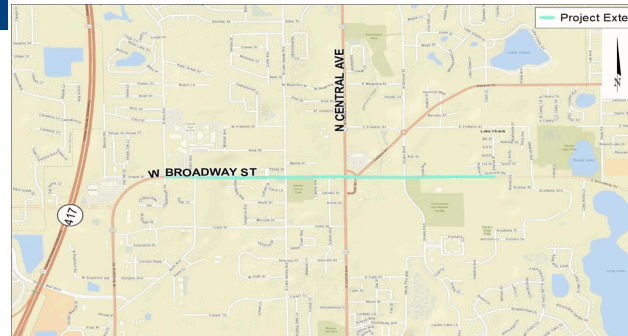
Project Management Team:

County Project Mgr.: Aaron Johnson Jacobs

Consultant Project Mgr.: Kate Spiess Inwood

CEI/Construction Mgr.: Jeff Oakes FDOT

Construction Contractor: Masci GC FDOT



PROJECT SCOPE

Widen SR 426 and CR 419 from 2 to 4 lanes, add bike lanes, curb, gutter, drainage, sidewalks & improve intersection to address road safety, capacity, drainage deficiencies, enhance bicycle & pedestrian safety & access. Design & Post Design funded by SCPW; SCPW & FDOT funded 50% each for ROW. Construction & CEI services funded by FDOT.

ACCOMPLISHMENTS

-Design Complete

ISSUES/RISKS/CHANGES

- No issues.

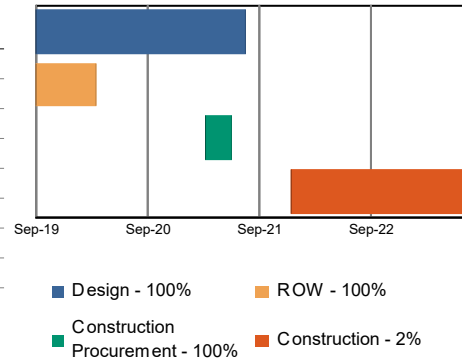
FUNDING AGENCY -- MANAGING AGENCY -- GRANT/AGCY

Design: 2nd Gen. - SCPW **Const.:** FDOT - FDOT

ROW: Multi-Sources - SCPW/FDOT **CEI:** FDOT - FDOT

SCHEDULE

Description	Current Start	Current Finish	Baseline Start	Baseline Finish
Issue NTP to PM	9/20/19	9/20/19	9/20/19	9/20/19
PE Begin - Kickoff Meeting (NTP)	9/20/19	9/20/19	9/20/19	9/20/19
Production Date (Design Phase Completed)	3/8/21	3/8/21	3/8/21	3/8/21
Advertisement Date/Open Bids (By FDOT)	5/26/21	5/27/21	5/26/21	5/27/21
Contract Executed (By FDOT)	6/22/21	6/22/21	6/22/21	6/22/21
Construction NTP (By FDOT)	1/3/22	1/3/22	1/3/22	1/3/22
Construction Final Completion (By FDOT)	9/1/23	9/1/23	9/1/23	9/1/23
Project Complete	5/10/24	5/10/24	5/10/24	5/10/24



PROGRESS SUMMARY

- Construction began 1/3/2022.
- Public Meeting held on 1/13/2022.
- Permit status (FDEP) still being tracked.

FINANCIAL STATUS

Description	PROJECT TO DATE								CURRENT YEAR				FUTURE
	Total Investment Cost (TIC)	% Complete	Planned Value	Earned Value	Actual Cost (ACWP)	Estimate to Complete (ETC)	Estimate at Completion (EAC)	Variance at Completion	Current Year Budget FY2021-22	Open Encumbrance	Current Year Expenditures	Budget Balance	Budget Requirements
DESIGN	\$1,803,410	100%	\$1,803,410	\$1,803,410	\$1,718,667	\$95,166	\$1,813,833	(\$10,423)	\$340,443	\$95,166	\$14,065	\$231,212	(\$231,212)
ROW	\$8,837,281	100%	\$8,837,281	\$8,837,281	\$9,642,576	\$57,151	\$9,699,726	(\$862,445)	\$21,402	\$57,151	\$0	(\$35,749)	\$35,749
CONSTRUCTION	\$1	2%	\$0	\$0	\$0	\$0	\$0	\$1	\$0	\$0	\$0	\$0	\$0
Total:	\$10,640,692	100%	\$10,640,691	\$10,640,691	\$11,361,243	\$152,317	\$11,513,559	(\$872,867)	\$361,845	\$152,317	\$14,065	\$195,463	(\$195,464)

PROJECT DESCRIPTION/TEAM

Limits: Along CR 419 from Snowhill Road to 7th Street

CIP Number: 02107079

Contract Number: N/A

Phase Work Order: TBD

Commissioner District: 1

Phase (Primary): Design

Phase (Secondary):

Referendum Exhibit: Exhibit C - Sidewalk / ADA Improvements

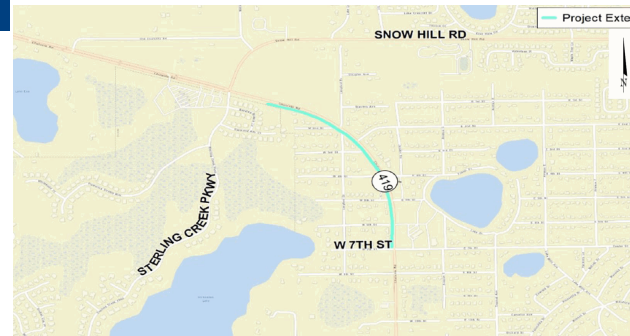
Project Management Team:

County Project Mgr.: Angela Cardona SCPW

Consultant Project Mgr.: SCPW

CEI/Construction Mgr.: TBD

Construction Contractor: TBD



PROJECT SCOPE

To design and construct concrete sidewalk along the south side of CR 419.

ACCOMPLISHMENTS

- Design NTP issued.

ISSUES/RISKS/CHANGES

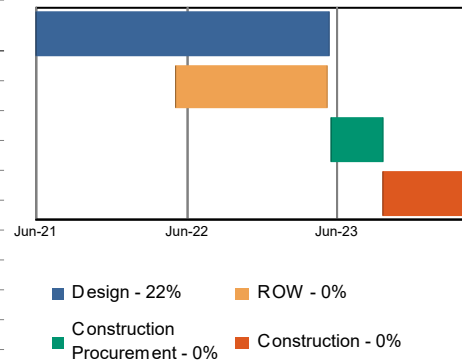
- No Issues

FUNDING AGENCY -- MANAGING AGENCY -- GRANT/AGCY

Design: 3rd Gen. - SCPW **Const.:** 3rd Gen. - SCPW
ROW: 3rd Gen. - SCPW **CEI:** 3rd Gen. - SCPW

SCHEDULE

Description	Current Start	Current Finish	Baseline Start	Baseline Finish
Issue NTP to PM	6/13/21	6/13/21	6/13/21	6/13/21
PE Begin - Kickoff Meeting (NTP)	6/13/21	6/13/21	6/13/21	6/13/21
60% Plans Development	8/27/21	8/11/22	8/27/21	8/11/22
Public Meeting #2	5/17/22	5/17/22	5/17/22	5/17/22
ROW Phase Summary	5/18/22	5/17/23	5/18/22	5/17/23
90% Plans Development	8/12/22	12/7/22	8/12/22	12/7/22
100% Plans Development	12/8/22	3/16/23	12/8/22	3/16/23
Production Date (Design Phase Completed)	5/17/23	5/17/23	5/17/23	5/17/23
Advertisement Date/Open Bids	7/14/23	8/24/23	7/14/23	8/24/23
PCD Contract Executed	9/28/23	9/28/23	9/28/23	9/28/23
Construction NTP	10/2/23	10/2/23	10/2/23	10/2/23
Construction Final Completion	5/13/24	5/13/24	5/13/24	5/13/24
Project Complete	1/20/25	1/20/25	1/20/25	1/20/25



PROGRESS SUMMARY

- Continue working on design.

FINANCIAL STATUS

Description	PROJECT TO DATE								CURRENT YEAR			FUTURE	
	Total Investment Cost (TIC)	% Complete	Planned Value	Earned Value	Actual Cost (ACWP)	Estimate to Complete (ETC)	Estimate at Completion (EAC)	Variance at Completion	Current Year Budget FY2021-22	Open Encumbrance	Current Year Expenditures	Budget Balance	Budget Requirements
DESIGN	\$21,392	22%	\$4,893	\$4,706	\$21,384	\$9	\$21,392	\$0	\$113,616	\$9	\$0	\$113,608	(\$113,608)
CONSTRUCTION	\$588,287	0%	\$0	\$0	\$0	\$588,287	\$588,287	\$0	\$420,000	\$0	\$0	\$420,000	\$168,286
CEI	\$88,243	0%	\$0	\$0	\$0	\$88,243	\$88,243	\$0	\$35,000	\$0	\$0	\$35,000	\$53,243
Total:	\$697,922	1%	\$4,893	\$4,706	\$21,384	\$676,538	\$697,922	\$0	\$568,616	\$9	\$0	\$568,608	\$107,922

Project Summary Report

E SR 434 at Ronald Reagan Blvd CR 427

Work Mix: Intersection Improvements

Jan - 2022

Monthly Report Date 17-February-2022

PROJECT DESCRIPTION/TEAM

Limits: N/A

CIP Number: 01785150/00205311

Contract Number: PS-0592-16

Phase Work Order: 1

Commissioner District: 4

Phase (Primary): Design

Phase (Secondary):

Referendum Exhibit: Exhibit B - Major Projects

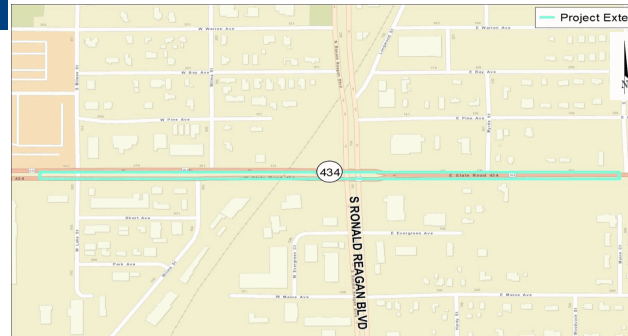
Project Management Team:

County Project Mgr.: Angela Cardona SCPW

Consultant Project Mgr.: Brian Fuller Metric

CEI/Construction Mgr.: FDOT

Construction Contractor: FDOT



PROJECT SCOPE

To improve capacity at the intersection of SR 434 and CR 427. It includes the EB and WB LTL additions, an exclusive EB RTL and bike lanes that will end at this intersection.

ACCOMPLISHMENTS

- 90% Design complete.

ISSUES/RISKS/CHANGES

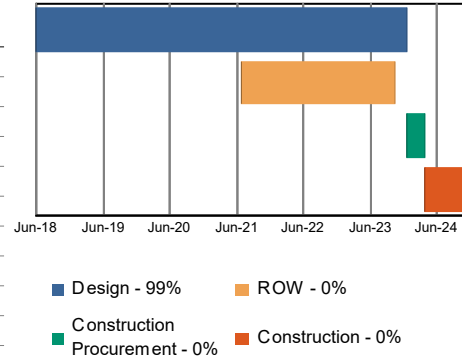
History: FDOT held project for 8 months due to ROW issues with CSX of proposed slip lane parallel to rail tracks to connect CR 427 and SR 434. Project was reactivated 21-Aug-20 in meeting with FDOT where slip lane was removed from the improvements.

FUNDING AGENCY -- MANAGING AGENCY -- GRANT/AGCY

Design: 3rd Gen. - SCPW	Const.: FDOT - FDOT
ROW: FDOT - FDOT	CEI: FDOT - FDOT

SCHEDULE

Description	Current		Baseline	
	Start	Finish	Start	Finish
Issue NTP to PM	6/1/18	6/1/18	6/1/18	6/1/18
PE Begin - Kickoff Meeting (NTP)	6/1/18	6/1/18	6/1/18	6/1/18
ROW Phase Summary	7/6/21	10/13/23	7/6/21	10/13/23
Plans Update Complete	10/16/23	12/8/23	10/16/23	12/8/23
Production Date (Design Phase Completed)	12/11/23	12/11/23	12/11/23	12/11/23
Advertisement Date/Open Bids (FDOT Construction)	2/6/24	3/18/24	2/6/24	3/18/24
PCD Contract Executed (FDOT Construction)	3/26/24	3/26/24	3/26/24	3/26/24
Construction NTP (FDOT Construction)	3/28/24	3/28/24	3/28/24	3/28/24
Construction Final Completion (FDOT Construction)	1/2/25	1/2/25	1/2/25	1/2/25
Project Complete	9/11/25	9/11/25	9/11/25	9/11/25



PROGRESS SUMMARY

-FDOT requested some changes to 100% design and proposed R/W and Easements at Walgreens and Sonic properties. Still pending from clear direction from FDOT to revise plans and resubmit 100% plans for approval.

FINANCIAL STATUS

Description	PROJECT TO DATE								CURRENT YEAR			FUTURE	
	Total Investment Cost (TIC)	% Complete	Planned Value	Earned Value	Actual Cost (ACWP)	Estimate to Complete (ETC)	Estimate at Completion (EAC)	Variance at Completion	Current Year Budget FY2021-22	Open Encumbrance	Current Year Expenditures	Budget Balance	Budget Requirements
PROF SVCS	\$1,500	99%	\$1,485	\$1,485	\$380	\$1,120	\$1,500	\$0	\$0	\$203	\$0	(\$203)	\$1,120
DESIGN	\$857,755	99%	\$482,015	\$850,662	\$796,813	\$60,942	\$857,755	\$0	\$171,734	\$60,942	\$0	\$110,793	(\$110,793)
Total:	\$859,255	99%	\$483,500	\$852,147	\$797,193	\$62,062	\$859,255	\$0	\$171,734	\$61,145	\$0	\$110,590	(\$109,673)

Monthly Report Date 17-February-2022

PROJECT DESCRIPTION/TEAM

Limits: From Tuskawilla Rd to approximately 250' west of Ringwood Dr.

CIP Number: 01785572

Contract Number: N/A

Phase Work Order:

Commissioner District: 2

Phase (Primary): Design

Phase (Secondary):

Referendum Exhibit: Exhibit C - Sidewalk / ADA Improvements

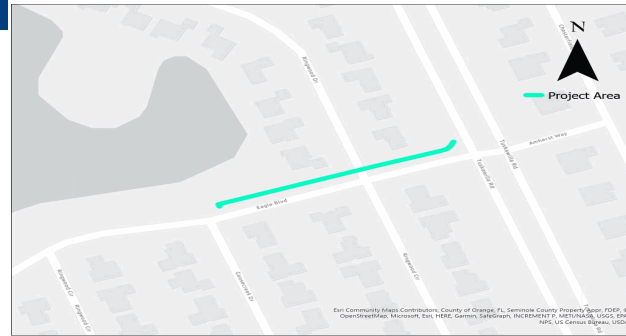
Project Management Team:

County Project Mgr.: Angela Cardona SCPW

Consultant Project Mgr.: SCPW

CEI/Construction Mgr.: SCPW

Construction Contractor: TBD



PROJECT SCOPE

The project is proposing 320 LF of 5' concrete sidewalk along north side of Eagle Blvd. from Tuskawilla Rd to existing crossing at Ringwood Dr.

ACCOMPLISHMENTS

- N/A

ISSUES/RISKS/CHANGES

- No Issues

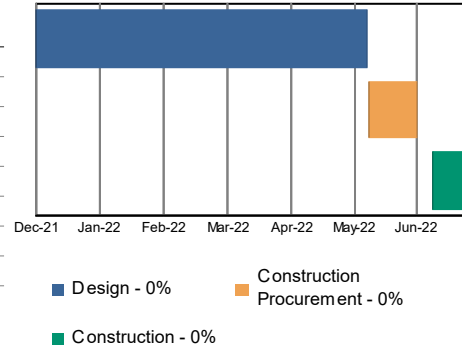
FUNDING AGENCY -- MANAGING AGENCY -- GRANT/AGCY

Design: 3rd Gen. - SCPW **Const.:** 3rd Gen. - SCPW

ROW: 3rd Gen. - SCPW **CEI:** 3rd Gen. - SCPW

SCHEDULE

Description	Current Start	Current Finish	Baseline Start	Baseline Finish
Issue NTP to PM	12/23/21	12/23/21	12/23/21	12/23/21
PE Begin - Kickoff Meeting (NTP)	12/28/21	12/28/21	12/28/21	12/28/21
60% Plans Development	2/14/22	3/25/22	2/14/22	3/25/22
100% Plans Development	4/11/22	5/3/22	4/11/22	5/3/22
Production Date (Design Phase Completed)	5/30/22	5/30/22	5/30/22	5/30/22
Construction NTP	7/11/22	7/11/22	7/11/22	7/11/22
Construction Final Completion	7/29/22	7/29/22	7/29/22	7/29/22
Project Complete	4/7/23	4/7/23	4/7/23	4/7/23



PROGRESS SUMMARY

- Survey received 1/26/22. DTM provided needs to be corrected. request correction on 1/28/22

FINANCIAL STATUS

Description	PROJECT TO DATE								CURRENT YEAR			FUTURE	
	Total Investment Cost (TIC)	% Complete	Planned Value	Earned Value	Actual Cost (ACWP)	Estimate to Complete (ETC)	Estimate at Completion (EAC)	Variance at Completion	Current Year Budget FY2021-22	Open Encumbrance	Current Year Expenditures	Budget Balance	Budget Requirements
DESIGN	\$12,591	0%	\$1,916	\$0	\$0	\$0	\$0	\$12,591	\$0	\$0	\$0	\$0	\$0
CONSTRUCTION	\$28,707	0%	\$0	\$0	\$0	\$0	\$0	\$28,707	\$0	\$0	\$0	\$0	\$0
CEI	\$9,066	0%	\$0	\$0	\$0	\$0	\$0	\$9,066	\$0	\$0	\$0	\$0	\$0
Total:	\$50,364	0%	\$1,916	\$0	\$0	\$0	\$0	\$50,364	\$0	\$0	\$0	\$0	\$0

Work Mix: Trails

Monthly Report Date 17-February-2022

PROJECT DESCRIPTION/TEAM

Limits: From Existing Wekiva Trail To CR 427

CIP Number: 01785316/01907085/01785459

Contract Number: PS-0426-16

Phase Work Order: 2 - A5

Commissioner District: 4

Phase (Primary): Design

Phase (Secondary): ROW

Referendum Exhibit: Exhibit C - Trail

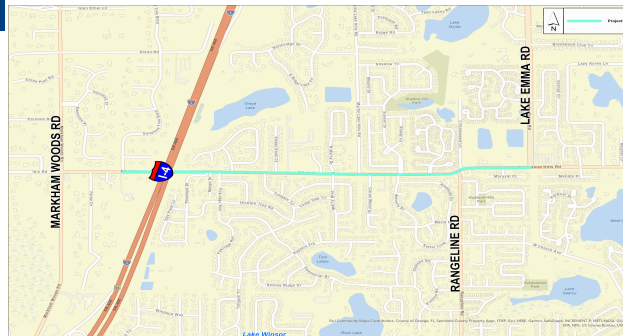
Project Management Team:

County Project Mgr.: Angela Cardona SCPW

Consultant Project Mgr.: Matt Maggiore ETM

CEI/Construction Mgr.: Consor

Construction Contractor: Hubbard



PROJECT SCOPE

To provide trail and infrastructure improvements to EE Williamson Rd from existing Wekiva Trail to Lake Emma Rd and sidewalk to Longwood Hills Rd. from Lake Emma Rd to CR 427. Intersection improvements at Rangeline Rd. was added by Commissioner's request during Workshop dated 4/11/2017.

ACCOMPLISHMENTS

- Construction Contract Executed

ISSUES/RISKS/CHANGES

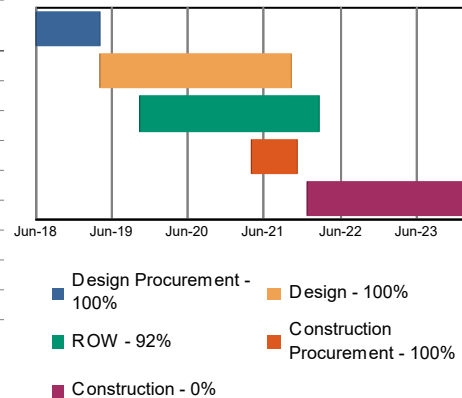
- Unable to contact Parcel 10 Property Owner. Action Plan: Continue trying to contact property owner and reduce at that parcel is Easement is not acquire at the time of the construction.
 - Unable to get an agreement with Lumen, parcel 26. Action Plan: County

FUNDING AGENCY -- MANAGING AGENCY -- GRANT/AGCY

Design: 3rd Gen. - SCPW **Const.:** 3rd Gen. - SCPW
ROW: 3rd Gen. - SCPW **CEI:** 3rd Gen. - SCPW

SCHEDULE

Description	Current Start	Current Finish	Baseline Start	Baseline Finish
Issue NTP to PM	10/27/17	10/27/17	10/27/17	10/27/17
PE Begin - Kickoff Meeting (NTP)	4/11/19	4/11/19	4/11/19	4/11/19
ROW Phase Summary	10/23/19	2/24/21	10/23/19	2/25/21
Production Date (Design Phase Completed)	4/6/21	4/6/21	4/6/21	4/6/21
Advertisement Date/Open Bids	7/1/21	9/8/21	7/1/21	9/8/21
PCD Contract Executed	11/22/21	11/22/21	11/22/21	11/22/21
Construction NTP	2/1/22	2/1/22	1/10/22	1/10/22
Construction Final Completion	3/28/24	3/28/24	3/6/24	3/6/24
Project Complete	3/27/25	3/27/25	3/5/25	3/5/25



PROGRESS SUMMARY

- Continuing with ROW Acquisition for the Longwood Hills Road sidewalk section and revision Easements due to changed R/W.
 - Continue with utility coordination monthly meetings with Duke Energy and Joint users.
 - Hubbard construction requested to rescind of NTP due to VE Change proposal for the pedestrian bridge; the delay in the NTP will allow get additional Geotech information and develop the alternative design.
 -PCD agreed to rescind the NTP on 1/7/22.
 -WO for CEI is not approved yet.

FINANCIAL STATUS

Description	PROJECT TO DATE								CURRENT YEAR				FUTURE
	Total Investment Cost (TIC)	% Complete	Planned Value	Earned Value	Actual Cost (ACWP)	Estimate to Complete (ETC)	Estimate at Completion (EAC)	Variance at Completion	Current Year Budget FY2021-22	Open Encumbrance	Current Year Expenditures	Budget Balance	Budget Requirements
DESIGN	\$814,390	100%	\$814,390	\$814,390	\$762,446	\$51,944	\$814,390	\$0	\$73,232	\$43,730	\$388	\$29,114	(\$20,900)
ROW	\$161,915	92%	\$152,424	\$148,962	\$148,050	\$13,865	\$161,915	\$0	\$271,927	\$7,965	\$1,080	\$262,882	(\$256,982)
CONSTRUCTION	\$5,064,717	0%	\$21,831	\$0	\$303	\$7,975,430	\$7,975,733	(\$2,911,016)	\$8,370,930	\$7,975,430	\$0	\$395,500	(\$395,500)
CEI	\$648,718	0%	\$26,648	\$0	\$0	\$453,591	\$453,591	\$195,127	\$539,961	\$0	\$0	\$539,961	(\$86,369)
Total:	\$6,689,740	14%	\$1,015,292	\$963,352	\$910,799	\$8,494,831	\$9,405,629	(\$2,715,889)	\$9,256,050	\$8,027,126	\$1,468	\$1,227,456	(\$759,751)

PROJECT DESCRIPTION/TEAM

Limits: From South of Forest City Road (SR 434) to East of Durango Way

CIP Number: 01785258

Contract Number: N/A

Phase Work Order: N/A

Commissioner District: 3

Phase (Primary): Design

Phase (Secondary):

Referendum Exhibit: Exhibit C - Sidewalk / ADA Improvements

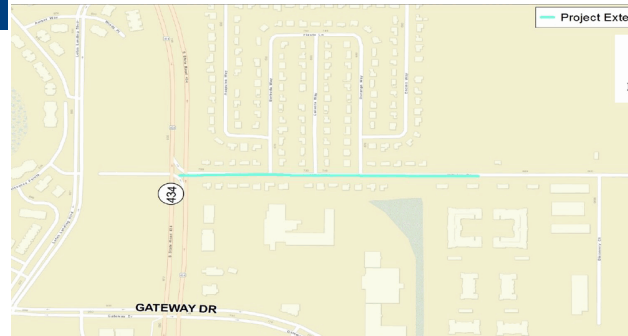
Project Management Team:

County Project Mgr.: Angela Cardona SCPW

Consultant Project Mgr.: SCPW

CEI/Construction Mgr.: Stephen Thomas SCPW

Construction Contractor: Schuller



PROJECT SCOPE

This project will construct sidewalks on both sides from south of SR 434 (Forest City Road) to east of Durango Way and increase the southeast corner radii at the SR 434 and Hillview Drive intersection.

ACCOMPLISHMENTS

- PCD construction contract executed.

ISSUES/RISKS/CHANGES

- No Issues

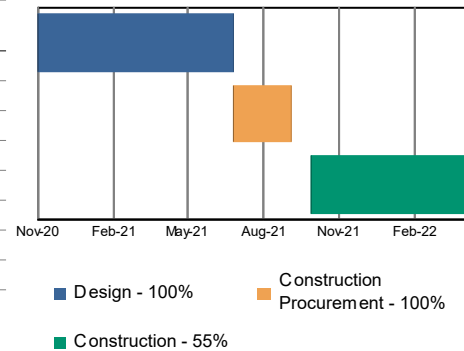
FUNDING AGENCY -- MANAGING AGENCY -- GRANT/AGCY

Design: 3rd Gen. - SCPW Const.: 3rd Gen. - SCPW

ROW: 3rd Gen. - SCPW CEI: 3rd Gen. - SCPW

SCHEDULE

Description	Current Start	Current Finish	Baseline Start	Baseline Finish
Issue NTP to PM	8/10/20	8/10/20	8/10/20	8/10/20
PE Begin - Kickoff Meeting (NTP)	11/24/20	11/24/20	11/24/20	11/24/20
Production Date (Design Phase Completed)	7/16/21	7/16/21	7/16/21	7/16/21
Advertisement Date/Open Bids	7/29/21	8/12/21	7/29/21	8/12/21
PCD Contract Executed	9/28/21	9/28/21	9/28/21	9/28/21
Construction NTP	10/21/21	10/21/21	10/21/21	10/21/21
Construction Final Completion	5/13/22	5/13/22	5/13/22	5/13/22
Project Complete	1/20/23	1/20/23	1/20/23	1/20/23



PROGRESS SUMMARY

- Continue in construction.

FINANCIAL STATUS

Description	PROJECT TO DATE								CURRENT YEAR			FUTURE	
	Total Investment Cost (TIC)	% Complete	Planned Value	Earned Value	Actual Cost (ACWP)	Estimate to Complete (ETC)	Estimate at Completion (EAC)	Variance at Completion	Current Year Budget FY2021-22	Open Encumbrance	Current Year Expenditures	Budget Balance	Budget Requirements
DESIGN	\$1	100%	\$1	\$1	\$100	\$0	\$100	(\$99)	\$0	\$0	\$0	\$0	\$0
CONSTRUCTION	\$310,858	55%	\$123,886	\$170,972	\$0	\$310,858	\$310,858	\$0	\$720,000	\$310,858	\$0	\$409,142	(\$409,142)
CEI	\$0	0%	\$0	\$0	\$0	\$0	\$0	\$0	\$79,900	\$0	\$0	\$79,900	(\$79,900)
Total:	\$310,859	55%	\$123,887	\$170,973	\$100	\$310,858	\$310,958	(\$99)	\$799,900	\$310,858	\$0	\$489,042	(\$489,042)

Monthly Report Date 17-February-2022

PROJECT DESCRIPTION/TEAM

Limits: Intersection of Lake Mary Blvd. and Sun Drive/Lake Mary Center

CIP Number: 02107066

Contract Number: N/A

Phase Work Order: N/A

Commissioner District: 5

Phase (Primary): Design

Phase (Secondary):

Referendum Exhibit: Exhibit C - Minor Roadway & Safety

Project Management Team:

County Project Mgr.: Angela Cardona SCPW

Consultant Project Mgr.: SCPW

CEI/Construction Mgr.: In-House

Construction Contractor: Schuller



PROJECT SCOPE

To design and construct extension of eastbound and westbound existing turn lanes at Sun Drive and westbound left turn lane at Lake Mary Center.

ACCOMPLISHMENTS

- 100% Plans complete.

ISSUES/RISKS/CHANGES

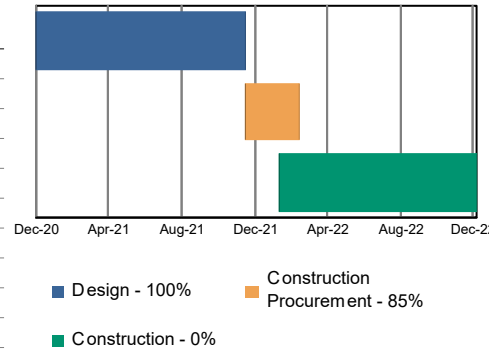
- No Issues

FUNDING AGENCY -- MANAGING AGENCY -- GRANT/AGCY

Design: 3rd Gen. - SCPW **Const.:** 3rd Gen. - SCPW
ROW: 3rd Gen. - SCPW **CEI:** 3rd Gen. - SCPW

SCHEDULE

Description	Current Start	Current Finish	Baseline Start	Baseline Finish
Issue NTP to PM	10/8/20	10/8/20	10/8/20	10/8/20
PE Begin - Kickoff Meeting (NTP)	12/3/20	12/3/20	12/3/20	12/3/20
60% Plans Development	2/2/21	7/23/21	2/2/21	7/23/21
90% Plans Development	7/23/21	11/5/21	7/23/21	11/5/21
100% Plans Development	11/8/21	11/16/21	11/8/21	11/16/21
Production Date (Design Phase Completed)	11/16/21	11/16/21	11/16/21	11/16/21
Advertisement Date/Open Bids	11/30/21	12/16/21	11/30/21	12/16/21
PCD Contract Executed	2/14/22	2/14/22	2/14/22	2/14/22
Construction NTP	3/2/22	3/2/22	3/2/22	3/2/22
Construction Final Completion	12/8/22	12/8/22	12/8/22	12/8/22
Project Complete	8/17/23	8/17/23	8/17/23	8/17/23



PROGRESS SUMMARY

-WO execution for Shuler, lowest bidder (\$426,269.50), is on hold until CEI is in place due to required work at night.

FINANCIAL STATUS

Description	PROJECT TO DATE								CURRENT YEAR			FUTURE	
	Total Investment Cost (TIC)	% Complete	Planned Value	Earned Value	Actual Cost (ACWP)	Estimate to Complete (ETC)	Estimate at Completion (EAC)	Variance at Completion	Current Year Budget FY2021-22	Open Encumbrance	Current Year Expenditures	Budget Balance	Budget Requirements
DESIGN	\$19,250	100%	\$19,250	\$19,250	\$100	\$19,150	\$19,250	\$0	\$19,150	\$0	\$0	\$19,150	\$0
CONSTRUCTION	\$302,989	0%	\$0	\$0	\$0	\$426,270	\$426,270	(\$123,281)	\$385,000	\$426,270	\$0	(\$41,270)	\$41,269
CEI	\$51,508	0%	\$0	\$0	\$0	\$51,508	\$51,508	\$0	\$65,500	\$0	\$0	\$65,500	(\$13,992)
Total:	\$373,747	5%	\$19,250	\$19,250	\$100	\$496,928	\$497,028	(\$123,281)	\$469,650	\$426,270	\$0	\$43,381	\$27,278

Monthly Report Date 17-February-2022

PROJECT DESCRIPTION/TEAM

Limits: Derbyshire Road to East Boulevard

CIP Number: 02107094

Contract Number: PS-2826-20

Phase Work Order: 8

Commissioner District: 4

Phase (Primary): Design

Phase (Secondary):

Referendum Exhibit: Exhibit C - Sidewalk / ADA Improvements

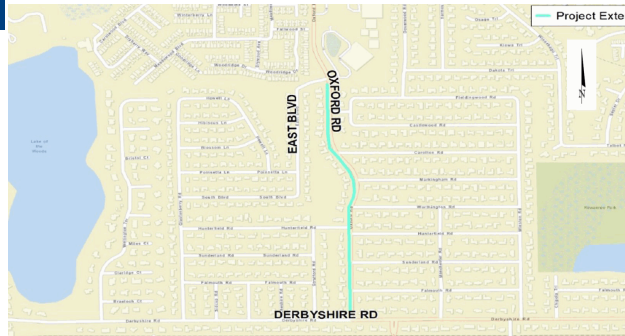
Project Management Team:

County Project Mgr.: Angela Cardona SCPW

Consultant Project Mgr.: Matthew Taylor Atkins

CEI/Construction Mgr.: TBD

Construction Contractor: TBD



PROJECT SCOPE

To design and construct new sidewalk including drainage improvements along the west side of Oxford Road.

ACCOMPLISHMENTS

- ROW completed.

ISSUES/RISKS/CHANGES

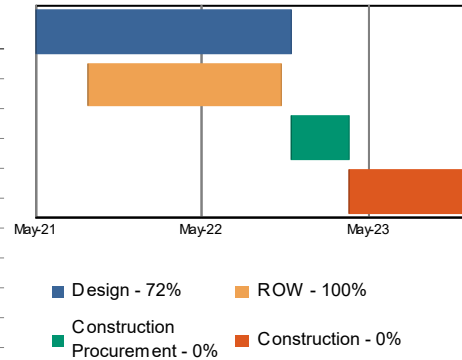
- No Issues

FUNDING AGENCY -- MANAGING AGENCY -- GRANT/AGCY

Design: 3rd Gen. - SCPW **Const.:** 3rd Gen. - SCPW
ROW: 3rd Gen. - SCPW **CEI:** 3rd Gen. - SCPW

SCHEDULE

Description	Current Start	Current Finish	Baseline Start	Baseline Finish
Issue NTP to PM	8/10/20	8/10/20	8/10/20	8/10/20
PE Begin - Kickoff Meeting (NTP)	5/11/21	5/11/21	5/11/21	5/11/21
60% Plans Development	6/15/21	3/18/22	6/15/21	3/21/22
Public Meeting #2	3/21/22	3/21/22	3/21/22	3/21/22
90% Plans Development	3/21/22	5/27/22	3/21/22	5/27/22
ROW Phase Summary	5/24/22	10/31/22	5/24/22	10/31/22
100% Plans Development	5/30/22	9/5/22	5/30/22	9/5/22
Production Date (Design Phase Completed)	11/14/22	11/14/22	11/14/22	11/14/22
Advertisement Date/Open Bids	1/11/23	2/21/23	1/11/23	2/21/23
PCD Contract Executed	3/28/23	3/28/23	3/28/23	3/28/23
Construction NTP	3/30/23	3/30/23	3/30/23	3/30/23
Construction Final Completion	1/4/24	1/4/24	1/4/24	1/4/24
Project Complete	9/12/24	9/12/24	9/12/24	9/12/24



PROGRESS SUMMARY

- Consultant working on Final Sidewalk design with Curb and Gutter on the West Side of Oxford Rd.
- Portion of incomplete 60% plans will be incorporated to the 90% plans to expedite the design.
- 90% plans including sidewalk on East and West side is scheduled for May 2022.

FINANCIAL STATUS

Description	PROJECT TO DATE								CURRENT YEAR				FUTURE
	Total Investment Cost (TIC)	% Complete	Planned Value	Earned Value	Actual Cost (ACWP)	Estimate to Complete (ETC)	Estimate at Completion (EAC)	Variance at Completion	Current Year Budget FY2021-22	Open Encumbrance	Current Year Expenditures	Budget Balance	Budget Requirements
DESIGN	\$106,724	72%	\$35,486	\$76,842	\$61,957	\$85,914	\$147,870	(\$41,146)	\$12,913	\$85,914	\$3,493	(\$76,493)	\$76,493
ROW	\$50,000	100%	\$7,549	\$50,000	\$0	\$50,000	\$50,000	\$0	\$50,000	\$0	\$0	\$50,000	\$0
CONSTRUCTION	\$392,575	0%	\$0	\$0	\$0	\$392,575	\$392,575	\$0	\$392,575	\$0	\$0	\$392,575	\$0
CEI	\$53,533	0%	\$0	\$0	\$0	\$53,533	\$53,533	\$0	\$53,533	\$0	\$0	\$53,533	\$0
Total:	\$602,832	21%	\$43,035	\$126,842	\$61,957	\$582,021	\$643,978	(\$41,146)	\$509,021	\$85,914	\$3,493	\$419,615	\$76,493

Monthly Report Date 17-February-2022

PROJECT DESCRIPTION/TEAM

Limits: Intersection Red Bug Lake Rd & Mikler Rd.

CIP Number: 02107103

Contract Number: N/A

Phase Work Order: N/A

Commissioner District: 1

Phase (Primary): Design

Phase (Secondary): N/A

Referendum Exhibit: Exhibit B - Major Projects

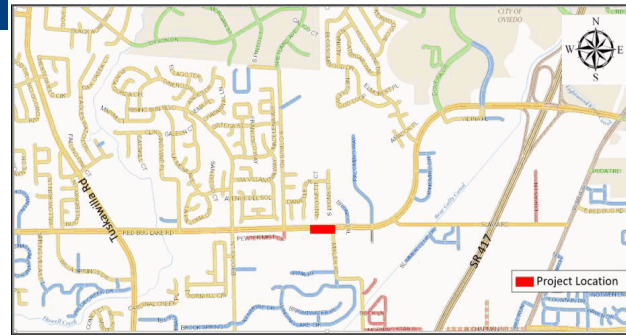
Project Management Team:

County Project Mgr.: Angela Cardona SCPW

Consultant Project Mgr.: SCPW

CEI/Construction Mgr.: TBD

Construction Contractor: TBD



PROJECT SCOPE

Project proposes a new Eastbound Right Turn Lane along Red Bug Lake Rd at the Intersection of Mikler Rd

ACCOMPLISHMENTS

N/A

ISSUES/RISKS/CHANGES

- No Issues.

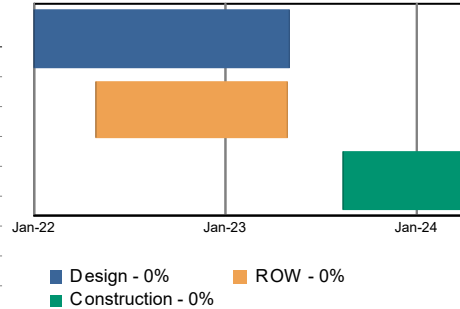
FUNDING AGENCY -- MANAGING AGENCY -- GRANT/AGCY

Design: 3rd Gen. - SCPW **Const.:** 3rd Gen. - SCPW

ROW: 3rd Gen. - SCPW **CEI:** 3rd Gen. - SCPW

SCHEDULE

Description	Current Start	Current Finish	Baseline Start	Baseline Finish
Issue NTP to PM	10/1/21	10/1/21	10/1/21	10/1/21
PE Begin - Kickoff Meeting (NTP)	1/7/22	1/7/22	1/7/22	1/7/22
Design Survey	3/15/22	5/2/22	3/15/22	5/2/22
60% Plans Development	5/3/22	9/27/22	5/3/22	9/27/22
ROW Phase Summary	5/4/22	5/3/23	5/4/22	5/3/23
90% Plans Development	9/28/22	1/9/23	9/28/22	1/9/23
100% Plans Development	1/10/23	4/18/23	1/10/23	4/18/23
Production Date (Design Phase Completed)	5/3/23	5/3/23	5/3/23	5/3/23
Advertisement Date/Open Bids	6/30/23	8/10/23	6/30/23	8/10/23
PCD Contract Executed	8/18/23	8/18/23	8/18/23	8/18/23
Construction NTP	9/1/23	9/1/23	9/1/23	9/1/23
Construction Final Completion	4/26/24	4/26/24	4/26/24	4/26/24
Project Complete	1/3/25	1/3/25	1/3/25	1/3/25



PROGRESS SUMMARY

Upper management selected option 1 (new 11' Right Turn Lane) to move forward.

-Per coordination with Traffic Engineering, the additional signal head will be attached to the upright to avoid additional loading to the existing Mast Arm. Additional minor Fiber Optic work will be needed.

-Survey proposal received 1/21/22 and currently under review.

FINANCIAL STATUS

Description	PROJECT TO DATE									CURRENT YEAR				FUTURE
	Total Investment Cost (TIC)	% Complete	Planned Value	Earned Value	Actual Cost (ACWP)	Estimate to Complete (ETC)	Estimate at Completion (EAC)	Variance at Completion	Current Year Budget FY2021-22	Open Encumbrance	Current Year Expenditures	Budget Balance	Budget Requirements	
DESIGN	\$15,000	0%	\$511	\$0	\$0	\$15,000	\$15,000	\$0	\$15,000	\$10,883	\$0	\$4,117	\$0	
ROW	\$12,500	0%	\$0	\$0	\$0	\$12,500	\$12,500	\$0	\$12,500	\$0	\$0	\$12,500	\$0	
CONSTRUCTION	\$230,000	0%	\$0	\$0	\$0	\$230,000	\$230,000	\$0	\$230,000	\$0	\$0	\$230,000	\$0	
CEI	\$35,000	0%	\$0	\$0	\$0	\$35,000	\$35,000	\$0	\$35,000	\$0	\$0	\$35,000	\$0	
Total:	\$292,500	0%	\$511	\$0	\$0	\$292,500	\$292,500	\$0	\$292,500	\$10,883	\$0	\$281,617	\$0	

PROJECT DESCRIPTION/TEAM

Limits: Various Locations between Dodd Road and Tuskawilla Road

CIP Number: 01785300/02107102

Contract Number: N/A

Phase Work Order: N/A

Commissioner District: 1,2

Phase (Primary): Design

Phase (Secondary): PHASE I

Referendum Exhibit: Exhibit C - Minor Roadway & Safety

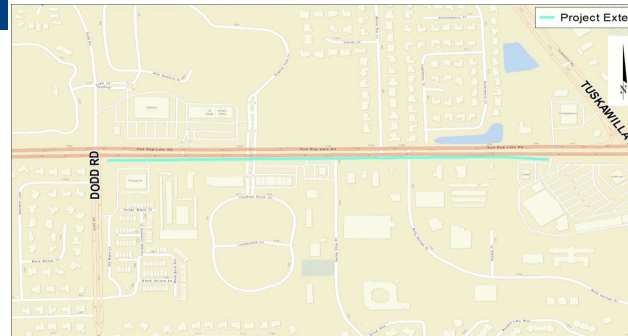
Project Management Team:

County Project Mgr.: Angela Cardona SCPW

Consultant Project Mgr.: SCPW

CEI/Construction Mgr.: Sam Moussa SCPW

Construction Contractor: TBD



PROJECT SCOPE

To extend right turn lanes along Red Bug Lake Road between Dodd Road and Tuskawilla Road. Project split into two phases to avoid permitting.

*CIP 02107102 funded by Impact Fee

ACCOMPLISHMENTS

- 90% Plans complete.

ISSUES/RISKS/CHANGES

- We need to locate existing utilities for potential conflict. Action Plan: PM is developing the survey scope for Senior Management Staff review.

FUNDING AGENCY -- MANAGING AGENCY -- GRANT/AGCY

Design: 3rd Gen. - SCPW

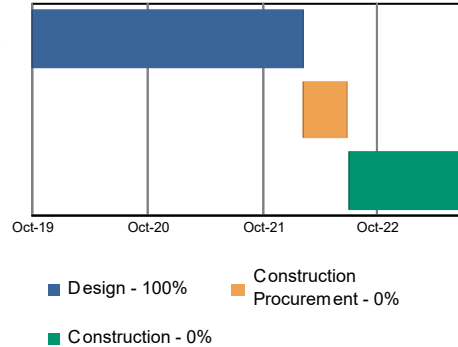
Const.: *Multi-Sources - SCPW/Impact Fee

ROW: 3rd Gen. - SCPW

CEI: 3rd Gen. - SCPW

SCHEDULE

Description	Current Start	Current Finish	Baseline Start	Baseline Finish
Issue NTP to PM	4/12/19	4/12/19	4/12/19	4/12/19
PE Begin - Kickoff Meeting (NTP)	10/4/19	10/4/19	10/4/19	10/4/19
60% Plans Development	10/4/19	5/28/21	10/4/19	5/27/21
90% Plans Development	5/28/21	9/21/21	5/28/21	9/21/21
100% Plans Development	9/21/21	2/3/22	9/21/21	1/31/22
Production Date (Design Phase Completed)	2/3/22	2/3/22	2/1/22	2/1/22
Advertisement Date/Open Bids	4/4/22	5/27/22	3/31/22	5/25/22
PCD Contract Executed	7/1/22	7/1/22	6/29/22	6/29/22
Construction NTP	8/1/22	8/1/22	7/15/22	7/15/22
Construction Final Completion	8/1/23	8/1/23	7/17/23	7/17/23
Project Complete	4/9/24	4/9/24	3/25/24	3/25/24



PROGRESS SUMMARY

-Final Design was modified to avoid conflict with Water Line. SCES concur with proposed design during meeting held 1/10/21 and requested to add pay items and notes for Joint restraints if water joins are exposed.

-Final plans send for QA/QC 1/14/21.

FINANCIAL STATUS

Description	PROJECT TO DATE								CURRENT YEAR			FUTURE	
	Total Investment Cost (TIC)	% Complete	Planned Value	Earned Value	Actual Cost (ACWP)	Estimate to Complete (ETC)	Estimate at Completion (EAC)	Variance at Completion	Current Year Budget FY2021-22	Open Encumbrance	Current Year Expenditures	Budget Balance	Budget Requirements
DESIGN	\$45,916	100%	\$45,332	\$45,916	\$46,116	\$4,503	\$50,619	(\$4,703)	\$175,497	\$4,503	\$100	\$170,895	(\$170,895)
CONSTRUCTION	\$939,724	0%	\$0	\$0	\$0	\$910,230	\$910,230	\$29,494	\$1,476,992	\$0	\$0	\$1,476,992	(\$566,762)
CEI	\$140,959	0%	\$0	\$0	\$0	\$140,959	\$140,959	\$0	\$270,000	\$0	\$0	\$270,000	(\$129,041)
OTHER	\$0	0%	\$0	\$0	\$29,494	\$0	\$29,494	(\$29,494)	\$0	\$0	\$0	\$0	\$0
Total:	\$1,126,599	4%	\$45,332	\$45,916	\$75,610	\$1,055,692	\$1,131,302	(\$4,703)	\$1,922,490	\$4,503	\$100	\$1,917,887	(\$866,698)

Monthly Report Date 17-February-2022

PROJECT DESCRIPTION/TEAM

Limits: Various Locations between Dodd Road and Tuskawilla Road

CIP Number: 01785300/02107102

Contract Number: N/A

Phase Work Order: N/A

Commissioner District: 1,2

Phase (Primary): Design

Phase (Secondary): PHASE II

Referendum Exhibit: Exhibit C - Minor Roadway & Safety

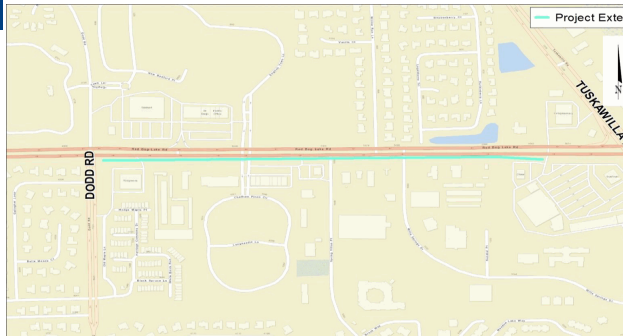
Project Management Team:

County Project Mgr.: Angela Cardona SCPW

Consultant Project Mgr.: SCPW

CEI/Construction Mgr.: Sam Moussa SCPW

Construction Contractor: TBD



PROJECT SCOPE

To extend right turn lanes along Red Bug Lake Road between Willa Springs Dr. and Tuskawilla Road. Project split into two phases to qualify for permit exemption.

*CIP 02107102 funded by Impact Fee

ACCOMPLISHMENTS

- 60% Plans complete.

ISSUES/RISKS/CHANGES

None

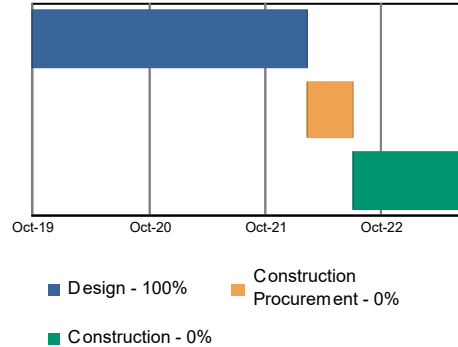
FUNDING AGENCY -- MANAGING AGENCY -- GRANT/AGCY

Design: 3rd GEN - SCPW **Const.:** *Multi=Sources - SCPW/ImpactFee

ROW: 3rd GEN - SCPW **CEI:** 3rd GEN - SCPW

SCHEDULE

Description	Current Start	Current Finish	Baseline Start	Baseline Finish
Issue NTP to PM	4/12/19	4/12/19	4/12/19	4/12/19
PE Begin - Kickoff Meeting (NTP)	10/4/19	10/4/19	10/4/19	10/4/19
60% Plans Development	10/4/19	8/2/21	10/4/19	7/30/21
100% Plans Development	9/1/21	2/3/22	9/1/21	1/31/22
Production Date (Design Phase Completed)	2/3/22	2/3/22	2/1/22	2/1/22
Advertisement Date/Open Bids	4/5/22	5/30/22	3/31/22	5/25/22
PCD Contract Executed	7/4/22	7/4/22	6/29/22	6/29/22
Construction NTP	7/15/22	9/9/22	7/15/22	9/9/22
Construction Final Completion	7/17/23	7/17/23	7/17/23	7/17/23
Project Complete	3/25/24	3/25/24	3/25/24	3/25/24



PROGRESS SUMMARY

-Final Design was modified to avoid conflict with Water Line. SCES concur with proposed design during meeting held 1/10/21 and requested to add pay items and notes for Joint restraints if water joins are exposed.
 -Final plans send for QA/QC 1/10/21.

FINANCIAL STATUS

Description	PROJECT TO DATE								CURRENT YEAR			FUTURE	
	Total Investment Cost (TIC)	% Complete	Planned Value	Earned Value	Actual Cost (ACWP)	Estimate to Complete (ETC)	Estimate at Completion (EAC)	Variance at Completion	Current Year Budget FY2021-22	Open Encumbrance	Current Year Expenditures	Budget Balance	Budget Requirements
DESIGN	\$1	100%	\$1	\$1	\$0	\$0	\$0	\$1	\$0	\$0	\$0	\$0	\$0
CONSTRUCTION	\$421,770	0%	\$0	\$0	\$0	\$421,770	\$421,770	\$0	\$0	\$0	\$0	\$0	\$421,770
CEI	\$63,266	0%	\$0	\$0	\$0	\$63,266	\$63,266	\$0	\$0	\$0	\$0	\$0	\$63,266
Total:	\$485,037	0%	\$1	\$1	\$0	\$485,036	\$485,036	\$1	\$0	\$0	\$0	\$0	\$485,036

PROJECT DESCRIPTION/TEAM

Limits: From Country Club Road and SR 46

CIP Number: 01785244

Contract Number: CC-3144-20 (Contract issued only)

Phase Work Order: N/A

Commissioner District: 5

Phase (Primary): Construction

Phase (Secondary):

Referendum Exhibit: Exhibit C - Sidewalk / ADA Improvements

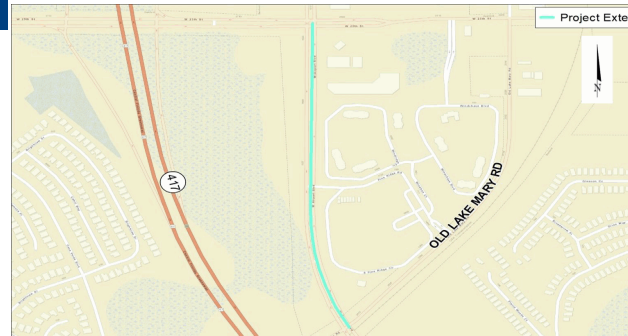
Project Management Team:

County Project Mgr.: Angela Cardona SCPW

Consultant Project Mgr.: SCPW

CEI/Construction Mgr.: Louis Bramblett ETM

Construction Contractor: Southern Dev. & Construction



PROJECT SCOPE

Provide continuous sidewalk along W. Airport Blvd, sidewalk connectivity between the southern end of Southwest Rd & W. Airport Blvd via County Club Rd. Also addressing safety concerns with steep slopes along roadside ditches, retrofitting /relocating existing ditches & storm drains that will be impacted by the addition of sidewalk.

ACCOMPLISHMENTS

- Construction NTP issued.

ISSUES/RISKS/CHANGES

- No Issues

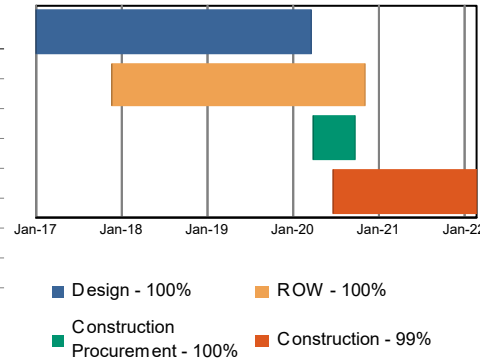
FUNDING AGENCY -- MANAGING AGENCY -- GRANT/AGCY

Design: 3rd Gen. - SCPW **Const.:** 3rd Gen. - SCPW

ROW: 3rd Gen. - SCPW **CEI:** 3rd Gen. - SCPW

SCHEDULE

Description	Current Start	Current Finish	Baseline Start	Baseline Finish
Issue NTP to PM	6/29/16	6/29/16	6/29/16	6/29/16
PE Begin - Kickoff Meeting (NTP)	1/10/17	1/10/17	1/10/17	1/10/17
Production Date (Design Phase Completed)	3/30/20	3/30/20	3/30/20	3/30/20
PCD Contract Executed	9/30/20	9/30/20	9/30/20	9/30/20
Construction NTP	1/18/21	1/18/21	1/18/21	1/18/21
Construction Substantial Completion	11/23/21	11/23/21	11/23/21	11/23/21
Construction Final Completion	2/1/22	2/1/22	1/31/22	1/31/22
Project Complete	11/8/22	11/8/22	10/10/22	10/10/22



PROGRESS SUMMARY

- Expected completion 1/31/2022. Final project walk held on 1/28/22 for final acceptance. Waiting on approval for pipe warrant.

FINANCIAL STATUS

Description	PROJECT TO DATE								CURRENT YEAR			FUTURE	
	Total Investment Cost (TIC)	% Complete	Planned Value	Earned Value	Actual Cost (ACWP)	Estimate to Complete (ETC)	Estimate at Completion (EAC)	Variance at Completion	Current Year Budget FY2021-22	Open Encumbrance	Current Year Expenditures	Budget Balance	Budget Requirements
DESIGN	\$977	100%	\$977	\$977	\$977	\$0	\$977	\$0	\$55,456	\$0	\$0	\$55,456	(\$55,456)
ROW	\$197,597	100%	\$197,597	\$197,597	\$194,159	\$3,438	\$197,597	\$0	\$29,408	\$3,438	\$0	\$25,970	(\$25,970)
CONSTRUCTION	\$1,046,271	99%	\$1,046,271	\$1,035,808	\$753,822	\$275,710	\$1,029,532	\$16,739	\$656,464	\$234,793	\$160,286	\$261,385	(\$220,468)
CEI	\$156,016	90%	\$156,016	\$140,414	\$172,756	\$0	\$172,756	(\$16,739)	\$28,196	\$5	\$13,451	\$14,740	(\$14,744)
Total:	\$1,400,861	98%	\$1,400,861	\$1,374,797	\$1,121,713	\$279,148	\$1,400,861	\$0	\$769,524	\$238,235	\$173,737	\$357,551	(\$316,639)

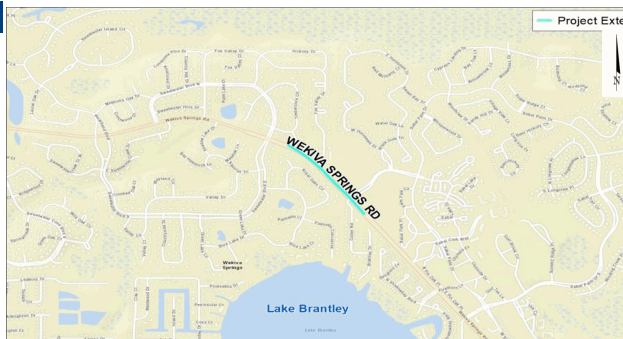
PROJECT DESCRIPTION/TEAM

Limits: From East of Sabal Palm Drive to West of Fox Valley Drive

CIP Number: 02007027
 Contract Number: PS-0009-15
 Phase Work Order: 1
 Commissioner District: 3
 Phase (Primary): Design
 Phase (Secondary): Permitting
 Referendum Exhibit: Exhibit C - Minor Roadway & Safety

Project Management Team:

County Project Mgr.: Angela Cardona SCPW
 Consultant Project Mgr.: Fursan Munjed Pegasus
 CEI/Construction Mgr.: TBD
 Construction Contractor: TBD



PROJECT SCOPE

Increased green time utilization at Sabal Palm Drive and Fox Valley Drive by addressing lane drop and add lane, respectively.

ACCOMPLISHMENTS

- None.

ISSUES/RISKS/CHANGES

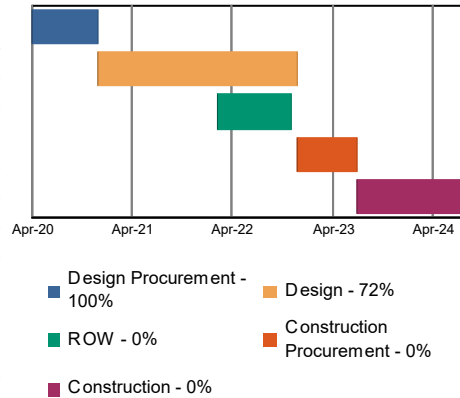
- BAR will be needed. Action Plan: Meeting with consultant to revise lane width and pond slopes.

FUNDING AGENCY -- MANAGING AGENCY -- GRANT/AGCY

Design: 3rd Gen. - SCPW **Const.:** 3rd Gen. - SCPW
ROW: 3rd Gen. - SCPW **CEI:** 3rd Gen. - SCPW

SCHEDULE

Description	Current Start	Current Finish	Baseline Start	Baseline Finish
Issue NTP to PM	6/12/20	6/12/20	6/12/20	6/12/20
PE Begin - Kickoff Meeting (NTP)	12/10/20	12/10/20	12/10/20	12/10/20
30% Plans Development	12/10/20	1/1/21	12/10/20	1/1/21
60% Plans Development	1/1/21	1/12/22	1/1/21	1/11/22
90% Plans Development	1/12/22	4/19/22	1/12/22	4/19/22
ROW Phase Summary	2/22/22	11/16/22	1/18/22	11/16/22
Public Meeting #1	4/13/22	4/13/22	3/9/22	3/9/22
100% Plans Development	4/20/22	6/21/22	4/20/22	6/21/22
Production Date (Design Phase Completed)	11/16/22	11/16/22	11/16/22	11/16/22
Advertisement Date/Open Bids	1/26/23	6/8/23	1/26/23	6/8/23
PCD Contract Executed	7/13/23	7/13/23	7/13/23	7/13/23
Construction NTP	7/17/23	7/17/23	7/17/23	7/17/23
Construction Final Completion	9/6/24	9/6/24	9/6/24	9/6/24
Project Complete	5/16/25	5/16/25	5/16/25	5/16/25



PROGRESS SUMMARY

- Resubmittal 60% plans received 11-16-21. Comments completed Dec 7.
- Currently, Consultant is working on 90% plans.
- Upcoming public meeting will be done virtually on April.

FINANCIAL STATUS

Description	PROJECT TO DATE								CURRENT YEAR			FUTURE	
	Total Investment Cost (TIC)	% Complete	Planned Value	Earned Value	Actual Cost (ACWP)	Estimate to Complete (ETC)	Estimate at Completion (EAC)	Variance at Completion	Current Year Budget FY2021-22	Open Encumbrance	Current Year Expenditures	Budget Balance	Budget Requirements
DESIGN	\$315,901	72%	\$140,576	\$227,449	\$171,159	\$144,742	\$315,901	\$0	\$128,841	\$144,272	\$0	(\$15,431)	\$15,901
CONSTRUCTION	\$2,227,506	0%	\$0	\$0	\$0	\$2,227,506	\$2,227,506	\$0	\$1,650,000	\$0	\$0	\$1,650,000	\$577,506
CEI	\$290,544	0%	\$0	\$0	\$0	\$290,544	\$290,544	\$0	\$165,000	\$0	\$0	\$165,000	\$125,544
Total:	\$2,833,951	8%	\$140,576	\$227,449	\$171,159	\$2,662,792	\$2,833,951	\$0	\$1,943,841	\$144,272	\$0	\$1,799,569	\$718,951

PROJECT DESCRIPTION/TEAM

Limits: Soldier's Creek Basin, Gee Creek Basin, Little Lake Howell

CIP Number: 02207094

Contract Number: TBD

Phase Work Order: TBD

Commissioner District: Countywide

Phase (Primary): Design Procurement

Phase (Secondary):

Referendum Exhibit: Exhibit C - Stormwater and Water Quality

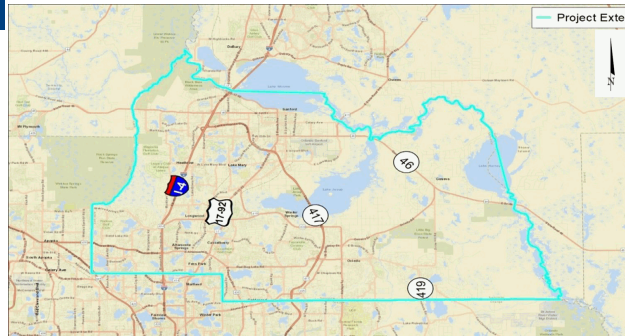
Project Management Team:

County Project Mgr.: Anthony Washington SCPW

Consultant Project Mgr.: TBD

CEI/Construction Mgr.: N/A

Construction Contractor: N/A



PROJECT SCOPE

- This project will conduct basin studies in the following basins: Soldier's Creek Basin, Gee Creek Basin, and Little Lake Howell.

ACCOMPLISHMENTS

- Advertised

ISSUES/RISKS/CHANGES

- No Issues.

PROGRESS SUMMARY

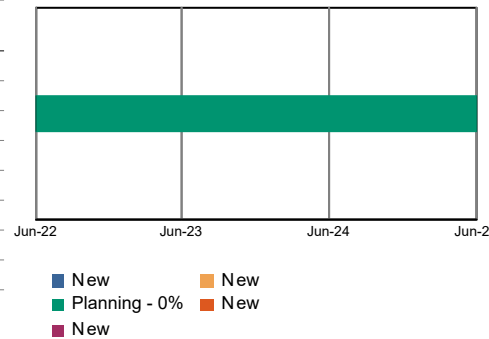
- PCD agent assigned
 - The County intends to select two or three consultants to complete 5 basin studies.

FUNDING AGENCY -- MANAGING AGENCY -- GRANT/AGCY

Design: 3rd Gen. - SCPW **Const.:** N/A -
ROW: N/A - **CEI:** N/A -

SCHEDULE

Description	Current Start	Current Finish	Baseline Start	Baseline Finish
Issue NTP to PM	10/1/21	10/1/21	10/1/21	10/1/21
Advertisement Phase	1/27/22	3/24/22	1/19/22	2/23/22
Study Phase Begins/Kickoff Meeting (NTP)	6/10/22	6/10/22	6/16/22	6/16/22
Data Collection	6/10/22	8/17/23	6/16/22	8/23/23
Prepare Draft Basin Study Report	12/8/23	2/1/24	12/14/23	2/7/24
Submit Final Basin Study Report To County	7/23/24	7/23/24	7/29/24	7/29/24
County Acceptance of Final Report	7/24/24	8/16/24	7/30/24	8/22/24
Project Complete	8/19/24	8/19/24	8/23/24	8/23/24



■ New ■ New
 ■ Planning - 0% ■ New
 ■ New

FINANCIAL STATUS

Description	PROJECT TO DATE								CURRENT YEAR			FUTURE	
	Total Investment Cost (TIC)	% Complete	Planned Value	Earned Value	Actual Cost (ACWP)	Estimate to Complete (ETC)	Estimate at Completion (EAC)	Variance at Completion	Current Year Budget FY2021-22	Open Encumbrance	Current Year Expenditures	Budget Balance	Budget Requirements
PROF SVCS	\$1,500,000	0%	\$0	\$0	\$0	\$1,500,000	\$1,500,000	\$0	\$0	\$0	\$0	\$0	\$1,500,000
Total:	\$1,500,000	0%	\$0	\$0	\$0	\$1,500,000	\$1,500,000	\$0	\$0	\$0	\$0	\$0	\$1,500,000

Monthly Report Date 17-February-2022

PROJECT DESCRIPTION/TEAM

Limits: Existing Border Canal Located within Eastbrook Subdivision East of SR 436 and North of Aloma Ave.

CIP Number: 01785488

Contract Number: PS-2826-20

Phase Work Order: 52

Commissioner District: 4

Phase (Primary): Design

Phase (Secondary):

Referendum Exhibit: Exhibit C - Stormwater and Water Quality

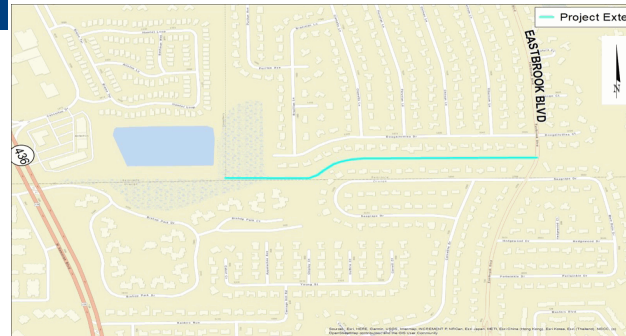
Project Management Team:

County Project Mgr.: Anthony Washington SCPW

Consultant Project Mgr.: David Hamstra Pegasus

CEI/Construction Mgr.: John Miller SCPW

Construction Contractor: TBD



PROJECT SCOPE

Proposed pipe replacement along Border Canal.

ACCOMPLISHMENTS

- Resolved how to proceed with unknown force main within project limits.

ISSUES/RISKS/CHANGES

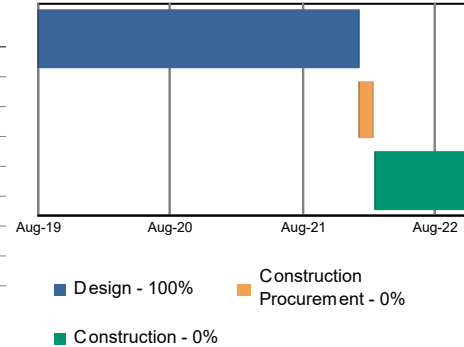
- Need to negotiate/execute Post-Design.

FUNDING AGENCY -- MANAGING AGENCY -- GRANT/AGCY

Design: 3rd Gen. - SCPW **Const.:** 3rd Gen. - SCPW
ROW: 3rd Gen. - SCPW **CEI:** 3rd Gen. - SCPW

SCHEDULE

Description	Current Start	Current Finish	Baseline Start	Baseline Finish
Issue NTP to PM	8/21/19	8/21/19	8/21/19	8/21/19
PE Begin - Kickoff Meeting (NTP)	8/30/19	8/30/19	8/30/19	8/30/19
Production Date (Design Phase Completed)	1/31/22	1/31/22	1/14/22	1/14/22
PCD Contract Execution	2/18/22	3/10/22	5/18/22	7/25/22
PCD Contract Executed	3/14/22	3/14/22	7/25/22	7/25/22
Construction NTP	3/18/22	3/18/22	8/1/22	8/1/22
Construction Final Completion	12/30/22	12/30/22	4/17/23	4/17/23
Project Complete	9/8/23	9/8/23	12/25/23	12/25/23



PROGRESS SUMMARY

- Pegasus' EOR working on revisions to Final Construction Plans (Signed & Sealed) and Bid Documents.
- A third meeting with Pegasus to resolve ongoing issues
- Plan comments implemented
- Final S&S/Bid docs submitted

FINANCIAL STATUS

Description	PROJECT TO DATE								CURRENT YEAR			FUTURE	
	Total Investment Cost (TIC)	% Complete	Planned Value	Earned Value	Actual Cost (ACWP)	Estimate to Complete (ETC)	Estimate at Completion (EAC)	Variance at Completion	Current Year Budget FY2021-22	Open Encumbrance	Current Year Expenditures	Budget Balance	Budget Requirements
DESIGN	\$69,544	100%	\$69,544	\$69,544	\$57,587	\$11,958	\$69,544	\$0	\$0	\$11,958	\$0	(\$11,958)	\$11,958
ROW	\$0	0%	\$0	\$0	\$0	\$0	\$0	\$0	\$0	\$0	\$0	\$0	\$0
CONSTRUCTION	\$886,897	0%	\$0	\$0	\$0	\$886,897	\$886,897	\$0	\$292,414	\$0	\$0	\$292,414	\$594,483
CEI	\$88,690	0%	\$0	\$0	\$0	\$88,690	\$88,690	\$0	\$0	\$0	\$0	\$0	\$88,690
Total:	\$1,045,131	7%	\$69,544	\$69,544	\$57,587	\$987,545	\$1,045,131	\$0	\$292,414	\$11,958	\$0	\$280,456	\$695,131

Monthly Report Date 17-February-2022

PROJECT DESCRIPTION/TEAM

Limits: Jacobs Trail to Lake Crescent Drive.

CIP Number: 01785340

Contract Number: PS-0121-15/RTB

Phase Work Order: 4 A1

Commissioner District: 1

Phase (Primary): Design

Phase (Secondary): ROW

Referendum Exhibit: Exhibit C - Stormwater and Water Quality

Project Management Team:

County Project Mgr.: Anthony Washington SCPW

Consultant Project Mgr.: Robert Gaylord SAI

CEI/Construction Mgr.: Sam Moussa SCPW

Construction Contractor: TBD



PROJECT SCOPE

Construct emergency outfall pipe system to provide flood relief for Crescent Lake and surrounding properties.

ACCOMPLISHMENTS

- EOR confirmed there is no utility conflict

ISSUES/RISKS/CHANGES

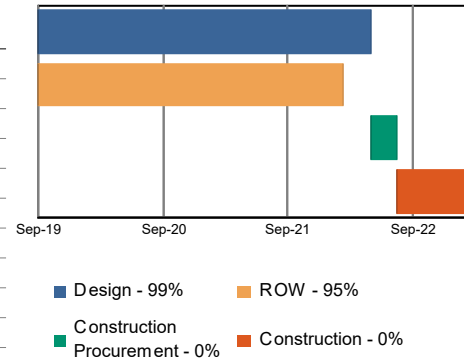
- ROW agreement still needed
 - Legal may need to review Purchase Agreement Time Extension

FUNDING AGENCY -- MANAGING AGENCY -- GRANT/AGCY

Design: 3rd Gen. - SCPW **Const.:** 3rd Gen. - SCPW
ROW: 3rd Gen. - SCPW **CEI:** 3rd Gen. - SCPW

SCHEDULE

Description	Current Start	Current Finish	Baseline Start	Baseline Finish
Issue NTP to PM	9/20/19	9/20/19	9/20/19	9/20/19
PE Begin - Kickoff Meeting (NTP)	9/20/19	9/20/19	9/20/19	9/20/19
ROW Phase Summary	10/1/20	2/28/22	10/1/20	2/28/22
Production Date (Design Phase Completed)	5/2/22	5/2/22	4/29/22	4/29/22
Advertisement Date/Open Bids	6/3/22	6/30/22	6/3/22	6/30/22
PCD Contract Executed	8/4/22	8/4/22	8/4/22	8/4/22
Construction NTP	8/8/22	8/8/22	8/8/22	8/8/22
Construction Substantial Completion	2/17/23	2/17/23	2/17/23	2/17/23
Construction Final Completion	3/31/23	3/31/23	3/31/23	3/31/23
Project Complete	12/8/23	12/8/23	12/8/23	12/8/23



PROGRESS SUMMARY

- Working on time extension of Mitigation credit Purchase Agreement.
 - Purchase Agreement presented to BCC for approval after all ROW activities are complete.

FINANCIAL STATUS

Description	PROJECT TO DATE								CURRENT YEAR			FUTURE	
	Total Investment Cost (TIC)	% Complete	Planned Value	Earned Value	Actual Cost (ACWP)	Estimate to Complete (ETC)	Estimate at Completion (EAC)	Variance at Completion	Current Year Budget FY2021-22	Open Encumbrance	Current Year Expenditures	Budget Balance	Budget Requirements
DESIGN	\$81,795	99%	\$69,726	\$80,977	\$81,795	\$0	\$81,795	\$0	\$18,205	\$0	\$0	\$18,205	(\$18,205)
ROW	\$1	95%	\$1	\$1	\$0	\$0	\$0	\$1	\$0	\$0	\$0	\$0	\$0
CONSTRUCTION	\$401,013	0%	\$0	\$0	\$0	\$401,013	\$401,013	\$0	\$350,000	\$0	\$0	\$350,000	\$51,013
CEI	\$39,600	0%	\$0	\$0	\$0	\$39,600	\$39,600	\$0	\$0	\$0	\$0	\$0	\$39,600
OTHER	\$0	0%	\$2,802	\$0	\$0	\$0	\$0	\$0	\$0	\$0	\$0	\$0	\$0
Total:	\$522,409	16%	\$72,529	\$80,978	\$81,795	\$440,613	\$522,408	\$1	\$368,205	\$0	\$0	\$368,205	\$72,408

Work Mix: Drainage Improvements

Monthly Report Date 17-February-2022

PROJECT DESCRIPTION/TEAM

Limits: Brookside Rd to Stampley Wetland

CIP Number: TBD

Contract Number: PS-3277-20

Phase Work Order: 1

Commissioner District: 4

Phase (Primary): Design Procurement

Phase (Secondary):

Referendum Exhibit: Exhibit C - Stormwater and Water Quality

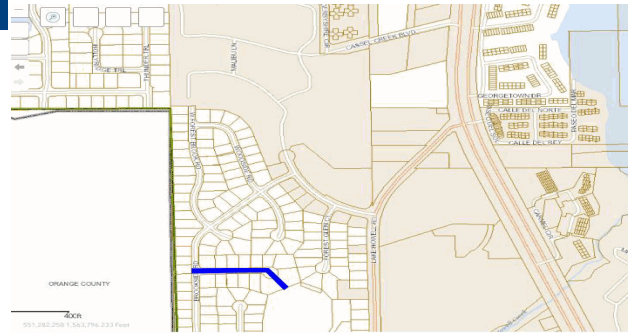
Project Management Team:

County Project Mgr.: Anthony Washington SCPW

Consultant Project Mgr.: Oscar Bermudez VHB

CEI/Construction Mgr.: TBD

Construction Contractor: TBD



PROJECT SCOPE

- Install 760 LF of 48" stormwater pipe under Brookside Ct to Stampley Wetland. Install 225 LF of 48" stormwater pipe north of Orange County pipe along Brookside Rd. Upsize 90 LF of 48" stormwater pipe to 54" south of Orange County pipe on Brookside Rd. Reconstruct & elevate 420 LF of Brookside Rd from Brookside Court to W Forest Brook Rd.

ACCOMPLISHMENTS

- Scope to proceed with Phase I identified in CDM study.

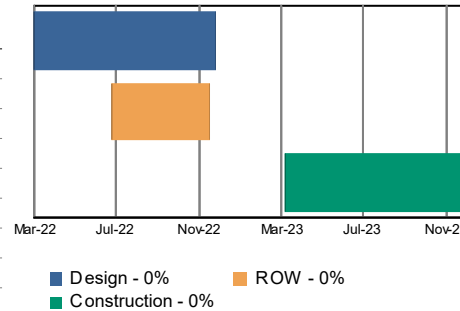
ISSUES/RISKS/CHANGES

FUNDING AGENCY -- MANAGING AGENCY -- GRANT/AGCY

Design: 3rd Gen. - SCPW **Const.:** 3rd Gen. - SCPW
ROW: 3rd Gen. - SCPW **CEI:** 3rd Gen. - SCPW

SCHEDULE

Description	Current Start	Current Finish	Baseline Start	Baseline Finish
Issue NTP to PM	10/1/21	10/1/21	10/1/21	10/1/21
PE Begin - Kickoff Meeting (NTP)	3/28/22	3/28/22	3/28/22	3/28/22
60% Plans Development	3/28/22	7/21/22	3/28/22	7/21/22
90% Plans Development	7/22/22	10/19/22	7/22/22	10/19/22
ROW Phase Summary	7/25/22	12/14/22	7/25/22	12/14/22
100% Plans Development	10/20/22	12/9/22	10/20/22	12/9/22
Production Date (Design Phase Completed)	12/14/22	12/14/22	12/14/22	12/14/22
Advertisement Date/Open Bids	2/10/23	3/23/23	2/10/23	3/23/23
PCD Contract Executed	3/31/23	3/31/23	3/31/23	3/31/23
Construction NTP	4/4/23	4/4/23	4/4/23	4/4/23
Construction Final Completion	1/9/24	1/9/24	1/9/24	1/9/24
Project Complete	9/17/24	9/17/24	9/17/24	9/17/24



PROGRESS SUMMARY

- Consultant Work Order proposal in negotiations.
- Consultant Work Order proposal reviewed and returned for update.

FINANCIAL STATUS

Description	PROJECT TO DATE								CURRENT YEAR			FUTURE	
	Total Investment Cost (TIC)	% Complete	Planned Value	Earned Value	Actual Cost (ACWP)	Estimate to Complete (ETC)	Estimate at Completion (EAC)	Variance at Completion	Current Year Budget FY2021-22	Open Encumbrance	Current Year Expenditures	Budget Balance	Budget Requirements
DESIGN	\$313,462	0%	\$0	\$0	\$0	\$313,462	\$313,462	\$0	\$0	\$0	\$0	\$0	\$313,462
CONSTRUCTION	\$2,051,442	0%	\$0	\$0	\$0	\$2,051,442	\$2,051,442	\$0	\$0	\$0	\$0	\$0	\$2,051,442
CEI	\$235,097	0%	\$0	\$0	\$0	\$235,097	\$235,097	\$0	\$0	\$0	\$0	\$0	\$235,097
Total:	\$2,600,000	0%	\$0	\$0	\$0	\$2,600,000	\$2,600,000	\$0	\$0	\$0	\$0	\$0	\$2,600,000

Monthly Report Date 17-February-2022

PROJECT DESCRIPTION/TEAM

Limits: Vicinity of 142 Hattaway Drive to Lilac Lane intersection

CIP Number: 01785572

Contract Number: PS-2826-20

Phase Work Order: 1

Commissioner District: 3

Phase (Primary): Design Procurement

Phase (Secondary):

Referendum Exhibit: Exhibit C - Stormwater and Water Quality

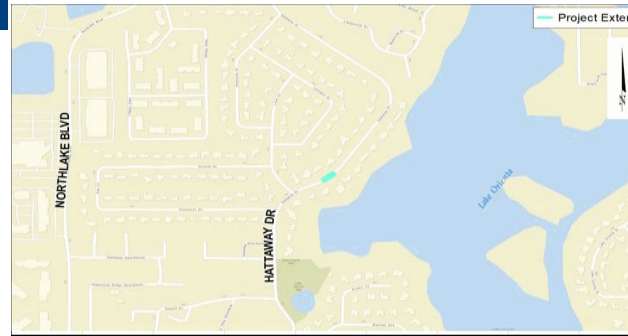
Project Management Team:

County Project Mgr.: Anthony Washington SCPW

Consultant Project Mgr.: Jason Flick JMT

CEI/Construction Mgr.: John Miller SCPW

Construction Contractor: TBD



PROJECT SCOPE

- Remove & replace approximately 900 feet of stormwater pipes with larger capacity to increase flow
- Possible reconfiguration/replacement of baffle box to improve treatment.

ACCOMPLISHMENTS

- Site survey underway

ISSUES/RISKS/CHANGES

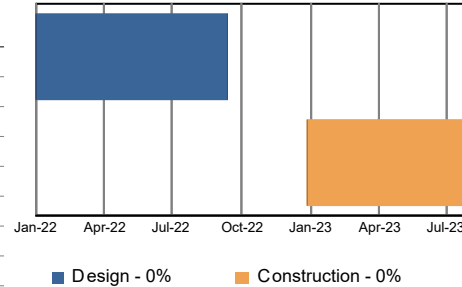
- Previous repair efforts unsuccessful. Deeper understanding through modeling required.
- Anticipate needing additional pipe upsizing and possible baffle box modification will be needed.

FUNDING AGENCY -- MANAGING AGENCY -- GRANT/AGCY

Design: 3rd Gen. - SCPW **Const.:** 3rd Gen. - SCPW
ROW: 3rd Gen. - SCPW **CEI:** 3rd Gen. - SCPW

SCHEDULE

Description	Current Start	Current Finish	Baseline Start	Baseline Finish
Issue NTP to PM	10/1/21	10/1/21	10/1/21	10/1/21
PE Begin - Kickoff Meeting (NTP)	1/24/22	1/24/22	2/7/22	2/7/22
30% Plans Development	1/24/22	3/21/22	2/7/22	4/11/22
60% Plans Development	3/22/22	5/13/22	4/12/22	6/3/22
100% Plans Development	5/16/22	7/11/22	8/15/22	10/10/22
Production Date (Design Phase Completed)	9/14/22	9/14/22	10/10/22	10/10/22
Advertisement Date/Open Bids	11/24/22	1/4/23	12/20/22	1/30/23
PCD Contract Executed	1/18/23	1/18/23	2/13/23	2/13/23
Construction NTP	1/20/23	1/20/23	2/15/23	2/15/23
Construction Final Completion	9/1/23	9/1/23	10/11/23	10/11/23
Project Complete	5/10/24	5/10/24	6/19/24	6/19/24



PROGRESS SUMMARY

- Design consultant collecting existing information

FINANCIAL STATUS

Description	PROJECT TO DATE								CURRENT YEAR			FUTURE	
	Total Investment	% Complete	Planned Value	Earned Value	Actual Cost (ACWP)	Estimate to Complete (ETC)	Estimate at Completion (EAC)	Variance at Completion	Current Year Budget FY2021-22	Open Encumbrance	Current Year Expenditures	Budget Balance	Budget Requirements
DESIGN	\$72,258	0%	\$0	\$0	\$0	\$72,258	\$72,258	\$0	\$0	\$0	\$0	\$0	\$72,258
CONSTRUCTION	\$256,000	0%	\$0	\$0	\$0	\$256,000	\$256,000	\$0	\$0	\$0	\$0	\$0	\$256,000
CEI	\$51,200	0%	\$0	\$0	\$0	\$51,200	\$51,200	\$0	\$0	\$0	\$0	\$0	\$51,200
Total:	\$379,458	0%	\$0	\$0	\$0	\$379,458	\$379,458	\$0	\$0	\$0	\$0	\$0	\$379,458

PROJECT DESCRIPTION/TEAM

Limits: Windtree Court (Condo Entrance) to W. 25th Street (H.E. Thomas Parkway)

CIP Number: 01785248

Contract Number: PS-0009-15

Phase Work Order: 1

Commissioner District: 5

Phase (Primary): Design

Phase (Secondary): ROW

Referendum Exhibit: Exhibit C - Sidewalk / ADA Improvements

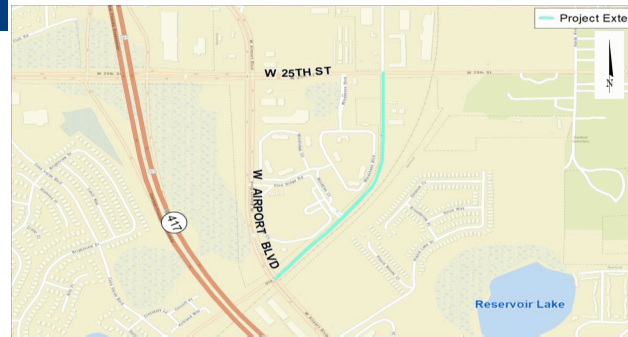
Project Management Team:

County Project Mgr.: Anthony Washington Jacobs

Consultant Project Mgr.: Fursan Munjed Pegasus

CEI/Construction Mgr.: John Miller SCPW

Construction Contractor: TBD



PROJECT SCOPE

- Provide sidewalks along west side of Old Lake Mary Road between Pine Ridge Road (North of Airport Blvd) and W 25th Street
- Various drainage system improvements

ACCOMPLISHMENTS

- Project no longer on hold
- ROW acquisition cost reduction

ISSUES/RISKS/CHANGES

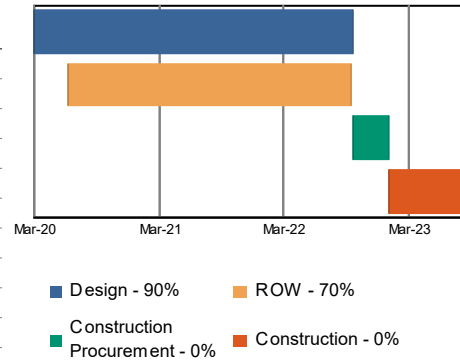
- Identified a design alternatives to avoid SunRail power conflict
- Design alternative will require a 90% plan resubmittal

FUNDING AGENCY -- MANAGING AGENCY -- GRANT/AGCY

Design: 3rd Gen. - SCPW Const.: 3rd Gen. - SCPW
 ROW: 3rd Gen. - SCPW CEI: 3rd Gen. - SCPW

SCHEDULE

Description	Current Start	Current Finish	Baseline Start	Baseline Finish
Issue NTP to PM	2/24/20	2/24/20	2/24/20	2/24/20
PE Begin - Kickoff Meeting (NTP)	3/6/20	3/6/20	3/6/20	3/6/20
Public Meeting #2	6/15/20	6/15/20	6/15/20	6/15/20
ROW Phase Summary	6/16/20	9/16/22	6/16/20	9/16/22
Production Date (Design Phase Completed)	9/16/22	9/16/22	9/16/22	9/16/22
Advertisement Date/Open Bids	11/16/22	12/27/22	11/16/22	12/27/22
PCD Contract Executed	1/4/23	1/4/23	1/4/23	1/4/23
Construction NTP	1/6/23	1/6/23	1/6/23	1/6/23
Construction Final Completion	9/14/23	9/14/23	9/14/23	9/14/23
Project Complete	5/23/24	5/23/24	5/23/24	5/23/24



PROGRESS SUMMARY

- Evaluating alternatives to implement ped mid-block x-ing
- Work with consultant in accomplishing new project direction
- Working towards 90% plan submittal

FINANCIAL STATUS

Description	PROJECT TO DATE								CURRENT YEAR				FUTURE
	Total Investment Cost (TIC)	% Complete	Planned Value	Earned Value	Actual Cost (ACWP)	Estimate to Complete (ETC)	Estimate at Completion (EAC)	Variance at Completion	Current Year Budget FY2021-22	Open Encumbrance	Current Year Expenditures	Budget Balance	Budget Requirements
DESIGN	\$100,889	90%	\$67,608	\$90,800	\$61,325	\$39,564	\$100,889	\$0	\$0	\$9,564	\$2,567	(\$12,131)	\$42,131
ROW	\$240,000	70%	\$129,803	\$168,000	\$15,449	\$224,551	\$240,000	\$0	\$0	\$34,560	\$4,556	(\$39,116)	\$229,108
CONSTRUCTION	\$567,570	0%	\$0	\$0	\$0	\$567,570	\$567,570	\$0	\$166,150	\$0	\$0	\$166,150	\$401,420
CEI	\$24,914	0%	\$0	\$0	\$0	\$24,914	\$24,914	\$0	\$30,000	\$0	\$0	\$30,000	(\$5,086)
Total:	\$933,373	28%	\$197,411	\$258,800	\$76,773	\$856,600	\$933,373	\$0	\$196,150	\$44,124	\$7,123	\$144,902	\$667,573

Monthly Report Date 17-February-2022

PROJECT DESCRIPTION/TEAM

Limits: From SR 46 To Monroe Road (CR 15).

CIP Number: 01785303

Contract Number: PS-1405-17

Phase Work Order: 2 - A3

Commissioner District: 5

Phase (Primary): Design

Phase (Secondary): ROW

Referendum Exhibit: Exhibit C - Minor Roadway & Safety

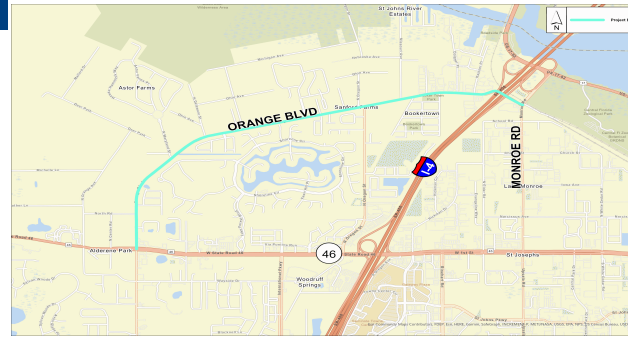
Project Management Team:

County Project Mgr.: Anthony Washington Jacobs

Consultant Project Mgr.: Jason Flick JMT

CEI/Construction Mgr.: TBD

Construction Contractor: TBD



PROJECT SCOPE

To improve safety, address drainage deficiencies, add shoulders and turn lanes, and add sidewalk and trail to enhance pedestrian and bicycle continuity and access.

ACCOMPLISHMENTS

- EOR and R/W site visit completed with a resolution for all but one parcel

ISSUES/RISKS/CHANGES

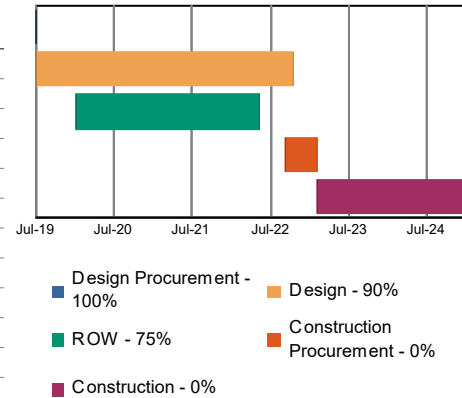
- Ongoing R/W conditions being addressed.

FUNDING AGENCY -- MANAGING AGENCY -- GRANT/AGCY

Design: 3rd Gen. - SCPW **Const.:** 3rd Gen. - SCPW
ROW: 3rd Gen. - SCPW **CEI:** 3rd Gen. - SCPW

SCHEDULE

Description	Current Start	Current Finish	Baseline Start	Baseline Finish
Issue NTP to PM	7/25/19	7/25/19	7/25/19	7/25/19
PE Begin - Kickoff Meeting (NTP)	7/26/19	7/26/19	7/26/19	7/26/19
30% Plans Development	7/26/19	10/22/19	7/26/19	10/21/19
60% Plans Development	10/22/19	1/30/20	10/22/19	1/29/20
90% Plans Development	1/30/20	9/7/20	1/30/20	9/4/20
ROW Phase Summary	1/30/20	5/31/22	1/30/20	5/31/22
90% Plans Development Resubmittal	9/7/20	10/11/21	9/7/20	10/8/21
Plans Update	7/18/22	8/19/22	7/18/22	8/19/22
Production Date (Design Phase Completed)	9/23/22	9/23/22	9/23/22	9/23/22
Advertisement Date/Open Bids	11/24/22	2/22/23	11/24/22	2/22/23
PCD Contract Executed	3/2/23	3/2/23	3/2/23	3/2/23
Construction NTP	3/3/23	3/3/23	3/3/23	3/3/23
Construction Final Completion	3/14/25	3/14/25	3/14/25	3/14/25
Project Complete	11/21/25	11/21/25	11/21/25	11/21/25



PROGRESS SUMMARY

- ROW activities ongoing
 - Working on Plans Update and Post Design Services supplemental agreement
 - Agreement w/ The Cove subdivision for left turn lane needed

FINANCIAL STATUS

Description	PROJECT TO DATE								CURRENT YEAR				FUTURE
	Total Investment Cost (TIC)	% Complete	Planned Value	Earned Value	Actual Cost (ACWP)	Estimate to Complete (ETC)	Estimate at Completion (EAC)	Variance at Completion	Current Year Budget FY2021-22	Open Encumbrance	Current Year Expenditures	Budget Balance	Budget Requirements
DESIGN	\$2,763,699	90%	\$1,928,455	\$2,487,329	\$2,452,376	\$311,323	\$2,763,699	\$0	\$2,112,826	\$50,897	(\$9)	\$2,061,937	(\$1,801,512)
ROW	\$7,648,459	75%	\$5,738,852	\$5,736,344	\$3,828,386	\$3,820,073	\$7,648,459	\$0	\$2,829,342	\$263,879	\$235,357	\$2,330,106	\$1,226,088
CONSTRUCTION	\$22,307,374	0%	\$0	\$0	\$0	\$22,307,374	\$22,307,374	\$0	\$7,603,858	\$0	\$0	\$7,603,858	\$14,703,516
CEI	\$1,784,590	0%	\$0	\$0	\$0	\$1,784,590	\$1,784,590	\$0	\$1,216,217	\$0	\$0	\$1,216,217	\$568,373
POST DESIGN SERVICES	\$400,000	0%	\$0	\$0	\$0	\$400,000	\$400,000	\$0	\$0	\$0	\$0	\$0	\$400,000
Total:	\$34,904,122	24%	\$7,667,307	\$8,223,673	\$6,280,762	\$28,623,360	\$34,904,122	\$0	\$13,762,243	\$314,777	\$235,348	\$13,212,118	\$15,096,466

Monthly Report Date 17-February-2022

PROJECT DESCRIPTION/TEAM

Limits: Spring Lake Watershed - along Lake Destiny Canal, Camphor Tree, and Live Oak Lane

CIP Number: 01907066

Contract Number: PS-0009-15/RTB

Phase Work Order: 44

Commissioner District: 3

Phase (Primary): Construction

Phase (Secondary):

Referendum Exhibit: Exhibit C - Residential Subdivision Rehabilitation

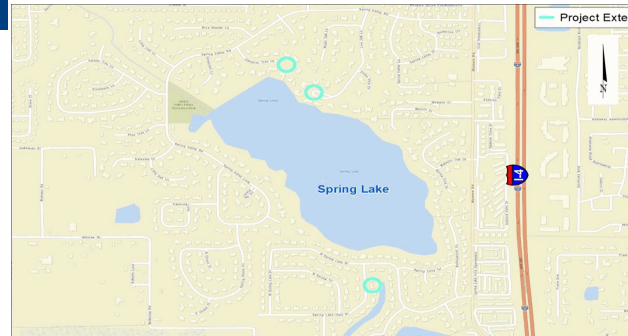
Project Management Team:

County Project Mgr.: Anthony Washington SCPW

Consultant Project Mgr.: Christopher Thompson Atkins

CEI/Construction Mgr.: Ron Ramos SCPW

Construction Contractor: Ryan Winslow Prime Construction Group



PROJECT SCOPE

Proposed Water Quality Improvements for four locations within Spring Lake Watershed.

ACCOMPLISHMENTS

- N/A

ISSUES/RISKS/CHANGES

- HOA (visual assessment) concerned of structure outfalls being to high and will create flooding

FUNDING AGENCY -- MANAGING AGENCY -- GRANT/AGCY

Design: 3rd Gen. - SCPW

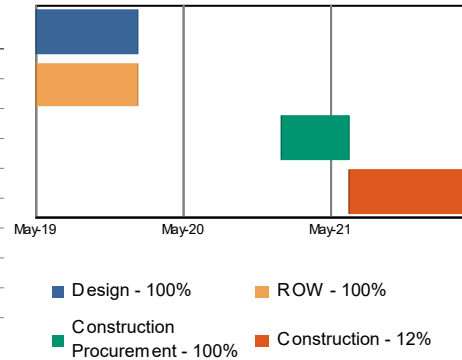
Const.: 3rd Gen. - SCPW

ROW: 3rd Gen. - SCPW

CEI: 3rd Gen. - SCPW

SCHEDULE

Description	Current Start	Current Finish	Baseline Start	Baseline Finish
Issue NTP to PM	5/15/19	5/15/19	5/15/19	5/15/19
PE Begin - Kickoff Meeting (NTP)	5/15/19	5/15/19	5/15/19	5/15/19
Production Date (Design Phase Completed)	1/22/20	1/22/20	1/22/20	1/22/20
Advertisement Date/Open Bids	1/12/21	6/23/21	1/12/21	6/23/21
BAR Submittal to BCC	5/25/21	5/25/21	5/25/21	5/25/21
PCD Contract Executed	6/29/21	6/29/21	6/29/21	6/29/21
Construction NTP	9/13/21	9/13/21	9/13/21	9/13/21
Construction Final Completion	5/10/22	5/10/22	5/10/22	5/10/22
Project Complete	1/17/23	1/17/23	1/17/23	1/17/23



PROGRESS SUMMARY

- Contractor partially installed structures #4 & #5.
 - Chief Engineer will decide to rerun model after as-builts to address HOA visual observation concern of Structure #5 outfall being to high.

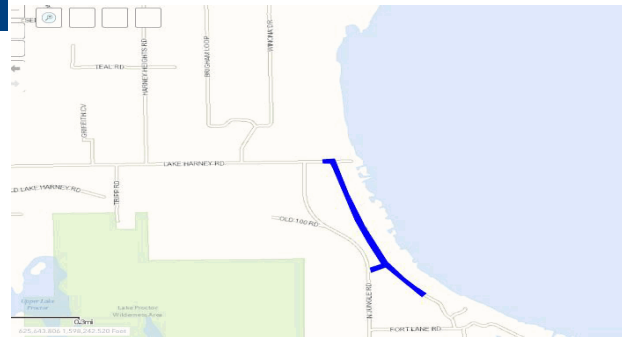
FINANCIAL STATUS

Description	PROJECT TO DATE								CURRENT YEAR			FUTURE	
	Total Investment Cost (TIC)	% Complete	Planned Value	Earned Value	Actual Cost (ACWP)	Estimate to Complete (ETC)	Estimate at Completion (EAC)	Variance at Completion	Current Year Budget FY2021-22	Open Encumbrance	Current Year Expenditures	Budget Balance	Budget Requirements
PROF SVCS	\$0	0%	\$0	\$0	\$0	\$0	\$0	\$0	\$0	\$0	\$0	\$0	\$0
DESIGN	\$145,065	100%	\$145,065	\$145,065	\$133,008	\$12,057	\$145,065	\$0	\$14,518	\$12,057	\$2,657	(\$196)	\$196
ROW	\$2,700	100%	\$2,700	\$2,700	\$2,059	\$641	\$2,700	\$0	\$641	\$641	\$0	\$0	\$0
CONSTRUCTION	\$638,055	12%	\$477,286	\$76,567	\$0	\$649,014	\$649,014	(\$10,959)	\$701,861	\$649,014	\$0	\$52,847	(\$52,847)
CEI	\$0	0%	\$0	\$0	\$0	\$0	\$0	\$0	\$0	\$0	\$0	\$0	\$0
Total:	\$785,820	29%	\$625,051	\$224,332	\$135,067	\$661,713	\$796,780	(\$10,959)	\$717,020	\$661,713	\$2,657	\$52,650	(\$52,650)

PROJECT DESCRIPTION/TEAM

Limits: 0.8 mile of Whitcomb Drive south of Lake Harney Road including Crossover Lane

CIP Number: 02107099
 Contract Number: PS-3277-20
 Phase Work Order: 1
 Commissioner District: 2
 Phase (Primary): Design Procurement
 Phase (Secondary):
 Referendum Exhibit: Exhibit C - Stormwater and Water Quality



PROJECT SCOPE

- Raising the road grade elevation from minimum 7.1 to 9.1 feet within the limits shown
- Installation of cross drains and upsizing existing pipes
- Modify existing side ditches and driveway culverts to accommodate the elevated road grade

ACCOMPLISHMENTS

- Consultant proposal executed

ISSUES/RISKS/CHANGES

- 45 private parcel RW acquisitions

FUNDING AGENCY -- MANAGING AGENCY -- GRANT/AGCY

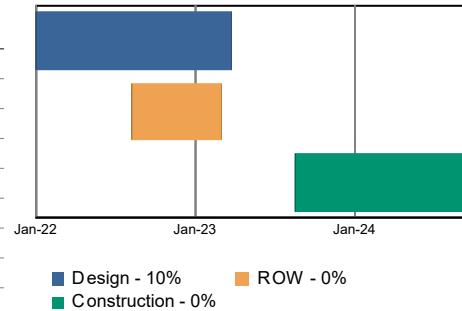
Design: 3rd Gen. - SCPW **Const.:** 3rd Gen. - SCPW
ROW: 3rd Gen. - SCPW **CEI:** 3rd Gen. - SCPW

Project Management Team:

County Project Mgr.: Anthony Washington SCPW
 Consultant Project Mgr.: Marl Ellard Geosyntec
 CEI/Construction Mgr.: TBD
 Construction Contractor: TBD

SCHEDULE

Description	Current Start	Current Finish	Baseline Start	Baseline Finish
Issue NTP to PM	10/1/21	10/1/21	10/1/21	10/1/21
PE Begin - Kickoff Meeting (NTP)	1/10/22	1/10/22	1/6/22	1/6/22
60% Plans Development	1/10/22	9/23/22	1/6/22	9/23/22
ROW Phase Summary	8/17/22	3/10/23	8/17/22	3/10/23
90% Plans Development	9/26/22	12/8/22	9/26/22	12/8/22
100% Plans Development	12/9/22	2/13/23	12/9/22	2/13/23
Production Date (Design Phase Completed)	3/27/23	3/27/23	3/27/23	3/27/23
Advertisement Date/Open Bids	5/22/23	6/19/23	5/22/23	6/19/23
PCD Contract Executed	8/25/23	8/25/23	8/25/23	8/25/23
Construction NTP	9/1/23	9/1/23	9/1/23	9/1/23
Construction Final Completion	10/14/24	10/14/24	10/14/24	10/14/24
Project Complete	6/23/25	6/23/25	6/23/25	6/23/25



PROGRESS SUMMARY

- Notification letter sent out to residents of work being done in the area
- Consultant began survey and collecting field data

FINANCIAL STATUS

Description	PROJECT TO DATE								CURRENT YEAR			FUTURE	
	Total Investment	% Complete	Planned Value	Earned Value	Actual Cost (ACWP)	Estimate to Complete (ETC)	Estimate at Completion (EAC)	Variance at Completion	Current Year Budget FY2021-22	Open Encumbrance	Current Year Expenditures	Budget Balance	Budget Requirements
DESIGN	\$390,000	10%	\$15,214	\$39,000	\$0	\$390,000	\$390,000	\$0	\$390,000	\$281,905	\$0	\$108,095	\$0
ROW	\$207,532	0%	\$0	\$0	\$103,504	\$104,029	\$207,532	\$0	\$210,000	\$117	\$103,504	\$106,379	(\$2,468)
CONSTRUCTION	\$700,000	0%	\$0	\$0	\$0	\$700,000	\$700,000	\$0	\$700,000	\$0	\$0	\$700,000	\$0
CEI	\$0	0%	\$0	\$0	\$0	\$0	\$0	\$0	\$0	\$0	\$0	\$0	\$0
Total:	\$1,297,532	3%	\$15,214	\$39,000	\$103,504	\$1,194,029	\$1,297,532	\$0	\$1,300,000	\$282,022	\$103,504	\$914,474	(\$2,468)

Monthly Report Date 17-February-2022

PROJECT DESCRIPTION/TEAM

Limits: From Orange County Line (Lake Destiny Road) to Spring Valley Road

CIP Number: 00014602

Contract Number: PS-0592-16

Phase Work Order: 4

Commissioner District: 3

Phase (Primary): Design

Phase (Secondary):

Referendum Exhibit: Exhibit B - Major Projects

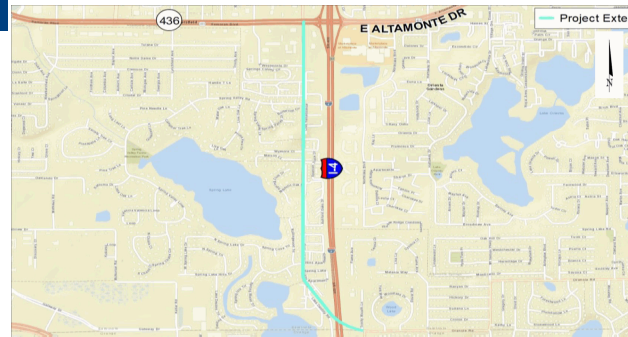
Project Management Team:

County Project Mgr.: Anthony Washington Jacobs

Consultant Project Mgr.: C. John Melendez CDM Smith

CEI/Construction Mgr.: John Rudd Tierra

Construction Contractor: TBD



PROJECT SCOPE

To widen Wymore Road to add bike lanes, sidewalks, and drainage improvements from Lake Destiny Road to Spring Valley Road (approx. 0.9miles).

ACCOMPLISHMENTS

- Procurement action officer assigned and preliminary schedule of activities issued

ISSUES/RISKS/CHANGES

- No Issues.

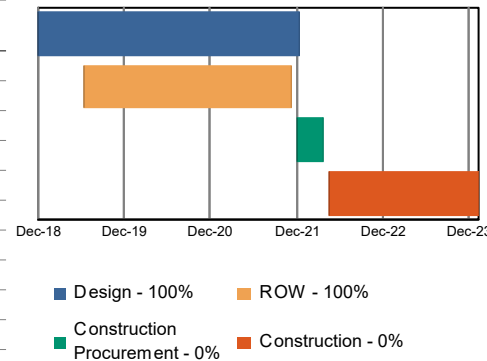
FUNDING AGENCY -- MANAGING AGENCY -- GRANT/AGCY

Design: 1st Gen. - SCPW **Const.:** 1st Gen. - SCPW

ROW: 1st Gen. - SCPW **CEI:** 1st Gen. - SCPW

SCHEDULE

Description	Current Start	Current Finish	Baseline Start	Baseline Finish
Issue NTP to PM	6/14/14	6/14/14	6/14/14	6/14/14
PE Begin - Kickoff Meeting (NTP)	12/17/18	12/17/18	12/17/18	12/17/18
Public Meeting #1	3/19/19	3/19/19	3/19/19	3/19/19
Public Meeting #2	6/27/19	6/27/19	6/27/19	6/27/19
Plans Update Completed	6/30/21	6/30/21	6/30/21	6/30/21
Production Date (Design Phase Completed)	9/8/21	9/8/21	9/8/21	9/8/21
Advertisement Date/Open Bids	2/9/22	3/9/22	1/28/22	2/25/22
PCD Contract Executed	4/8/22	4/8/22	4/8/22	4/8/22
Construction NTP	5/3/22	5/3/22	4/22/22	4/22/22
Construction Final Completion	1/29/24	1/29/24	10/17/23	10/17/23
Project Complete	10/7/24	10/7/24	6/25/24	6/25/24



PROGRESS SUMMARY

- Bid document submitted to PCD.
 - PCD anticipating advertising project in February.
 - Negotiating post design scope of services.

FINANCIAL STATUS

Description	PROJECT TO DATE								CURRENT YEAR				FUTURE
	Total Investment Cost (TIC)	% Complete	Planned Value	Earned Value	Actual Cost (ACWP)	Estimate to Complete (ETC)	Estimate at Completion (EAC)	Variance at Completion	Current Year Budget FY2021-22	Open Encumbrance	Current Year Expenditures	Budget Balance	Budget Requirements
DESIGN	\$622,702	100%	\$622,702	\$622,702	\$613,970	\$11,631	\$625,601	(\$2,899)	\$0	\$11,631	\$27,182	(\$38,813)	\$38,813
ROW	\$826,003	100%	\$826,003	\$826,003	\$824,726	\$1,827	\$826,553	(\$550)	\$170,917	\$1,827	\$193	\$168,898	(\$168,898)
CONSTRUCTION	\$4,321,844	0%	\$0	\$0	\$9,175	\$4,312,669	\$4,321,844	\$0	\$4,076,716	\$4,703,440	\$0	(\$626,724)	\$235,953
CEI	\$486,391	0%	\$0	\$0	\$0	\$486,391	\$486,391	\$0	\$500,000	\$0	\$0	\$500,000	(\$13,609)
Total:	\$6,256,940	23%	\$1,448,705	\$1,448,705	\$1,447,871	\$4,812,518	\$6,260,389	(\$3,448)	\$4,747,633	\$4,716,898	\$27,375	\$3,361	\$92,259

Monthly Report Date 17-February-2022

PROJECT DESCRIPTION/TEAM

Limits: Southeast area of Seminole County

CIP Number: 01785487

Contract Number: TBD

Phase Work Order: TBD

Commissioner District: 1,2

Phase (Primary): Study

Phase (Secondary): N/A

Referendum Exhibit: Exhibit B - Major Projects

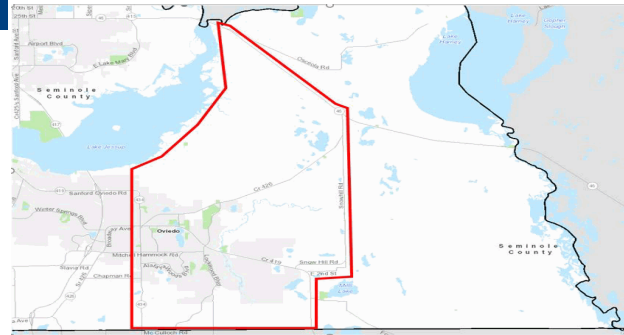
Project Management Team:

County Project Mgr.: Bill Wharton SCPW

Consultant Project Mgr.: Jacobs Eng.

CEI/Construction Mgr.: N/A

Construction Contractor: N/A



PROJECT SCOPE

Area transportation/mobility study to identify programs and projects for both the short and long term needs to address expected growth in the area.

ACCOMPLISHMENTS

N/A

ISSUES/RISKS/CHANGES

- No Issues

PROGRESS SUMMARY

- Developing Scope of Services for the project.
- Meeting scheduled with management staff to determine scope of work.
- This project is now to be a part of the Transportation Master Plan 5-Year Update (CIP# 02207078).

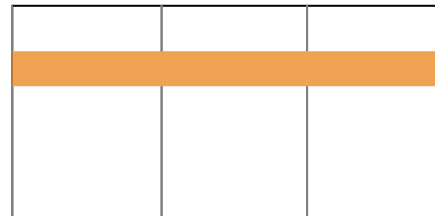
FUNDING AGENCY -- MANAGING AGENCY -- GRANT/AGCY

Design: 3rd. Gen - SCPW **Const.:** 3rd Gen. - SCPW

ROW: 3rd Gen. - SCPW **CEI:** 3rd Gen. - SCPW

SCHEDULE

Description	Current		Baseline	
	Start	Finish	Start	Finish
Issue NTP to PM	10/1/21	10/1/21	10/1/21	10/1/21
Develop Scope	10/1/21	12/31/21	10/1/21	12/31/21
Reference Transportation Master Plan 5 Year Schedule (Under De	10/1/22	12/31/21	10/1/22	12/31/21



Oct-21 Nov-21 Dec-21

■ New ■ Planning - 0%
■ New ■ New
■ New

FINANCIAL STATUS

Description	PROJECT TO DATE								CURRENT YEAR			FUTURE	
	Total Investment	% Complete	Planned Value	Earned Value	Actual Cost (ACWP)	Estimate to Complete (ETC)	Estimate at Completion (EAC)	Variance at Completion	Current Year Budget FY2021-22	Open Encumbrance	Current Year Expenditures	Budget Balance	Budget Requirements
PROF SVCS	\$250,000	0%	\$20,192	\$0	\$0	\$250,000	\$250,000	\$0	\$250,000	\$0	\$0	\$250,000	\$0
Total:	\$250,000	0%	\$20,192	\$0	\$0	\$250,000	\$250,000	\$0	\$250,000	\$0	\$0	\$250,000	\$0

Monthly Report Date 17-February-2022

PROJECT DESCRIPTION/TEAM

Limits: SR 434 at Orange Ave & SR 436 at Laurel St

CIP Number: 02007015

Contract Number: PS-0426-15

Phase Work Order: 5

Commissioner District: 3

Phase (Primary): Study

Phase (Secondary):

Referendum Exhibit: Exhibit B - Major Projects

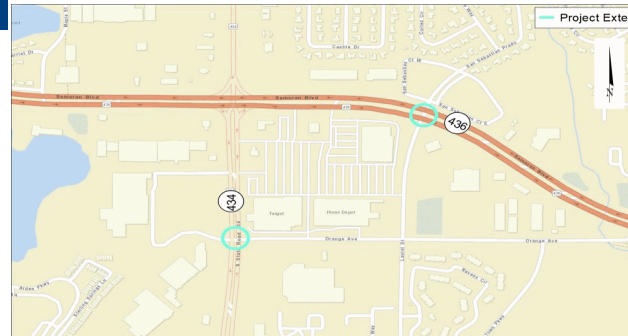
Project Management Team:

County Project Mgr.: Bill Wharton SCPW

Consultant Project Mgr.: Scott Seck Horizon

CEI/Construction Mgr.: N/A

Construction Contractor: N/A



PROJECT SCOPE

Feasibility study of grade separated trail crossings at selected roadways.

ACCOMPLISHMENTS

- 100% draft report received from Consultant.

ISSUES/RISKS/CHANGES

- No Issues.


FUNDING AGENCY -- MANAGING AGENCY -- GRANT/AGCY

Design: 3rd Gen. - SCPW **Const.:** 3rd Gen. - SCPW

ROW: - **CEI:** 3rd Gen. - SCPW

SCHEDULE

Description	Current Start	Current Finish	Baseline Start	Baseline Finish
Issue NTP to PM	4/2/20	4/2/20	4/2/20	4/2/20
Study Phase Begins (NTP) (Phase 1)	4/2/20	4/2/20	4/2/20	4/2/20
Submit Final Trail Feasibility Study To Cnty (Ph 1)	7/8/20	7/8/20	7/8/20	7/8/20
Phase 1 Complete	3/18/21	3/18/21	3/18/21	3/18/21
Phase 2 NTP	5/21/21	5/21/21	5/21/21	5/21/21
BCC Workshop #2 For Final Report Approval	1/11/22	1/25/22	1/11/22	1/11/22
Phase 2 Complete	3/31/22	3/31/22	3/31/22	3/31/22
Project Complete	12/8/22	12/8/22	12/8/22	12/8/22



Apr-20 Aug-20 Dec-20 Apr-21 Aug-21 Dec-21

■ New ■ New
 ■ Planning - 90% ■ New
 ■ New

PROGRESS SUMMARY

- Presentation to the BCC on 01/25/2022 resulted in the BCC directing staff to move forward on design for tunnels at both study locations.
 - Consultant to submit final report by 2/11/2022.

FINANCIAL STATUS

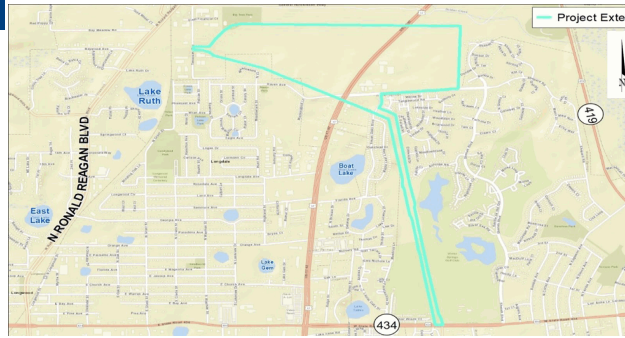
Description	PROJECT TO DATE								CURRENT YEAR			FUTURE	
	Total Investment Cost (TIC)	% Complete	Planned Value	Earned Value	Actual Cost (ACWP)	Estimate to Complete (ETC)	Estimate at Completion (EAC)	Variance at Completion	Current Year Budget FY2021-22	Open Encumbrance	Current Year Expenditures	Budget Balance	Budget Requirements
PROF SVCS	\$0	0%	\$0	\$0	\$0	\$0	\$0	\$0	\$1,327,697	\$0	\$0	\$1,327,697	(\$1,327,697)
DESIGN	\$751,305	90%	\$670,695	\$676,175	\$199,386	\$551,920	\$751,305	\$0	\$0	\$55,647	\$11,534	(\$67,181)	\$563,454
ROW	\$115,044	0%	\$0	\$0	\$0	\$115,044	\$115,044	\$0	\$0	\$0	\$0	\$0	\$115,044
CONSTRUCTION	\$4,827,834	0%	\$0	\$0	\$0	\$4,827,834	\$4,827,834	\$0	\$0	\$0	\$0	\$0	\$4,827,834
CEI	\$397,018	0%	\$0	\$0	\$0	\$397,018	\$397,018	\$0	\$0	\$0	\$0	\$0	\$397,018
Total:	\$6,091,201	11%	\$670,695	\$676,175	\$199,386	\$5,891,816	\$6,091,201	\$0	\$1,327,697	\$55,647	\$11,534	\$1,260,516	\$4,575,653

Monthly Report Date 17-February-2022

PROJECT DESCRIPTION/TEAM

Limits: From SR 434 to Cross Seminole Trl via Shepard Rd

CIP Number: 02007013
 Contract Number: PS-0426-15
 Phase Work Order: 4
 Commissioner District: 2
 Phase (Primary): Study
 Phase (Secondary):
 Referendum Exhibit: Exhibit C - Trail



PROJECT SCOPE

Future Trails within Power Line Corridors
 SR434 to Shepard Rd and extension to Cross Seminole Trail

ACCOMPLISHMENTS

- Phase 1 - ETM Completed the feasibility study report.
- PPAC has provided letter of support for two alternatives.

ISSUES/RISKS/CHANGES

-No Issues

PROGRESS SUMMARY

- Additional work requested of consultant to study two alternatives on the north end of the project to determine the best final leg to connect to the Cross Seminole Trail. First alternative would follow US 17/92, the second would cross Solders Creek.
- 10/28/2021 Received Revised Proposed Scope.
- 11/01/2021 will initiate a CSR for the additional work.
- 11/18/2021 Work Order Issued for additional work. Draft report due 01/03/2022.
- BCC presentation scheduled for 03/08/2022.

FUNDING AGENCY -- MANAGING AGENCY -- GRANT/AGCY

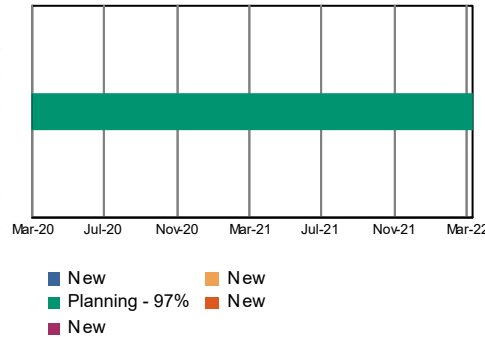
Project Management Team:

County Project Mgr.: Bill Wharton SCPW
 Consultant Project Mgr.: Chase Wilkinson, PE ETM
 CEI/Construction Mgr.: N/A
 Construction Contractor: N/A

Design: 3rd Gen. - SCPW **Const.:** 3rd Gen. - SCPW
ROW: 3rd Gen. - SCPW **CEI:** 3rd Gen. - SCPW

SCHEDULE

Description	Current		Baseline	
	Start	Finish	Start	Finish
Issue NTP to PM	3/6/20	3/6/20	3/6/20	3/6/20
Study Phase Begins (NTP)	3/11/20	3/11/20	3/11/20	3/11/20
Data Collection/Site Characteristics	3/23/20	3/24/20	3/23/20	3/24/20
BCC Workshop #2 For Final Report Approval	3/8/22	3/8/22	3/8/22	3/8/22
Submit Finalized Trail Feasibility Study To County	3/21/22	3/21/22	3/21/22	3/21/22
Project Complete	11/28/22	11/28/22	11/28/22	11/28/22



FINANCIAL STATUS

Description	PROJECT TO DATE								CURRENT YEAR			FUTURE	
	Total Investment Cost (TIC)	% Complete	Planned Value	Earned Value	Actual Cost (ACWP)	Estimate to Complete (ETC)	Estimate at Completion (EAC)	Variance at Completion	Current Year Budget FY2021-22	Open Encumbrance	Current Year Expenditures	Budget Balance	Budget Requirements
PROF SVCS	\$0	0%	\$0	\$0	\$0	\$18,194	\$18,194	(\$18,194)	\$0	\$18,194	\$0	(\$18,194)	\$18,194
DESIGN	\$95,777	97%	\$87,539	\$92,904	\$66,895	\$18,882	\$85,777	\$10,000	\$257,633	\$18,882	\$0	\$238,751	(\$238,751)
CONSTRUCTION	\$1,360,946	0%	\$0	\$0	\$0	\$1,360,946	\$1,360,946	\$0	\$1,020,582	\$0	\$0	\$1,020,582	\$340,364
CEI	\$136,095	0%	\$0	\$0	\$0	\$136,095	\$136,095	\$0	\$115,836	\$0	\$0	\$115,836	\$20,259
Total:	\$1,592,818	6%	\$87,539	\$92,904	\$66,895	\$1,534,118	\$1,601,013	(\$8,195)	\$1,394,051	\$37,077	\$0	\$1,356,974	\$140,067

Monthly Report Date 17-February-2022

PROJECT DESCRIPTION/TEAM

Limits: Lake Mary Boulevard at CR427 Traffic Operations Evaluation

CIP Number: 02107078

Contract Number: PS-1802-18

Phase Work Order: 4

Commissioner District: 2,5

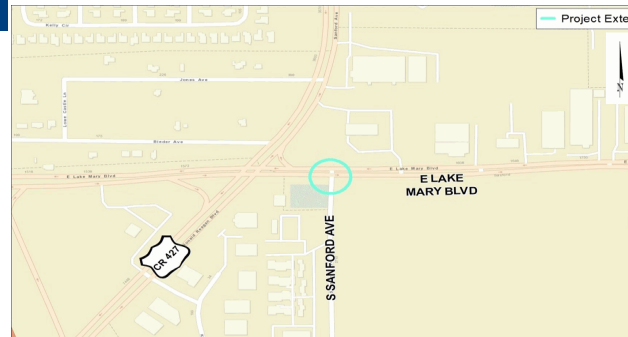
Phase (Primary): Design

Phase (Secondary):

Referendum Exhibit: Exhibit C - Minor Roadway & Safety

Project Management Team:

County Project Mgr.: Bill Wharton SCPW
 Consultant Project Mgr.: Kittleson & Associates
 CEI/Construction Mgr.: TBD
 Construction Contractor: TBD



PROJECT SCOPE

Conduct a traffic operations evaluation of East Lake Mary Boulevard and South Sanford Avenue intersection

ACCOMPLISHMENTS

- N/A

ISSUES/RISKS/CHANGES

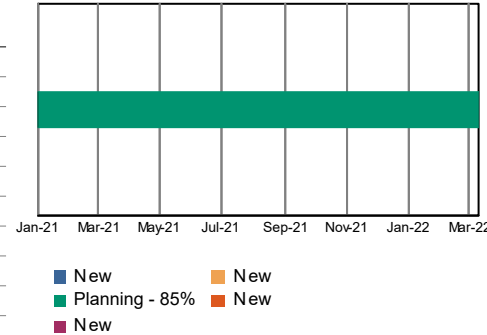
- A ROW phase is needed as part the planning phase in order to determine if one of the proposed alternatives is viable. The phase will allow Real Estate Management staff to coordinate with the adjacent property owner regarding the placement of a new roadway

FUNDING AGENCY -- MANAGING AGENCY -- GRANT/AGCY

Design: 3rd Gen. - SCPW **Const.:** 3rd Gen. - SCPW
ROW: 3rd Gen. - SCPW **CEI:** 3rd Gen. - SCPW

SCHEDULE

Description	Current Start	Current Finish	Baseline Start	Baseline Finish
Issue NTP to PM	12/24/20	12/24/20	12/24/20	12/24/20
Study Phase Begins (NTP)	1/22/21	1/22/21	1/22/21	1/22/21
Submit Final Study/Report To County (100% Complete)	5/27/21	10/5/21	5/27/21	10/5/21
New Scope for Additional Study - Submitted by Consultant	10/8/21	10/8/21	10/8/21	10/8/21
CSR created and submitted to PCD	10/5/21	10/11/21	10/5/21	10/11/21
ROW Analysis	10/11/21	2/1/22	10/11/21	12/31/21
PCD issue Amendment 2 to Work Order 4	10/11/21	10/18/21	10/11/21	10/18/21
Final Draft Review	12/29/21	12/29/21	12/29/21	12/29/21
Public Meeting #1	1/31/22	2/28/22	1/27/22	1/27/22
BCC Presentation	3/22/22	3/22/22	2/22/22	2/22/22
Final Report	4/1/22	4/1/22	3/4/22	3/4/22
Project Complete	10/11/22	10/11/22	9/12/22	9/12/22



PROGRESS SUMMARY

- Additional work authorized in Amendment 2 to the Work Order took longer than expected to complete, final draft to be provided by first week in January 2022.
 - Results of additional work submitted for review 01/11/2022.
 - Senior Staff directed consultant to move forward with Simulation analysis. Completion scheduled for mid March 2022.

FINANCIAL STATUS

Description	PROJECT TO DATE								CURRENT YEAR			FUTURE	
	Total Investment Cost (TIC)	% Complete	Planned Value	Earned Value	Actual Cost (ACWP)	Estimate to Complete (ETC)	Estimate at Completion (EAC)	Variance at Completion	Current Year Budget FY2021-22	Open Encumbrance	Current Year Expenditures	Budget Balance	Budget Requirements
PROF SVCS	\$34,686	85%	\$30,967	\$29,483	\$34,686	\$29,463	\$64,149	(\$29,463)	\$0	\$29,463	\$0	(\$29,463)	\$29,463
CONSTRUCTION	\$1,965,314	0%	\$0	\$0	\$0	\$1,935,851	\$1,935,851	\$29,463	\$1,965,315	\$0	\$0	\$1,965,315	(\$29,464)
Total:	\$2,000,000	1%	\$30,967	\$29,483	\$34,686	\$1,965,314	\$2,000,000	\$0	\$1,965,315	\$29,463	\$0	\$1,935,852	(\$1)

Work Mix: Study

Monthly Report Date 17-February-2022

PROJECT DESCRIPTION/TEAM

Limits: Slavia Road from SR 426 to SR 434

CIP Number: 02207084

Contract Number: TBD

Phase Work Order: TBD

Commissioner District: 1

Phase (Primary): Study

Phase (Secondary): N/A

Referendum Exhibit: Exhibit B - Major Projects

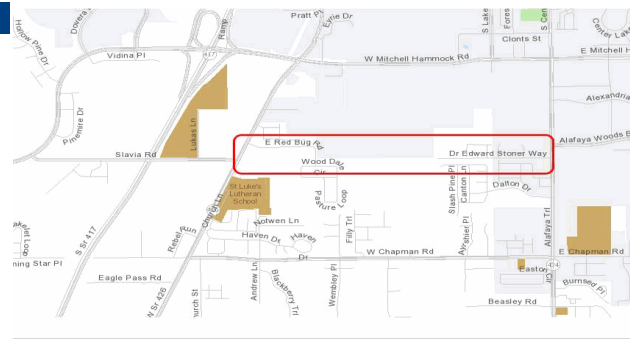
Project Management Team:

County Project Mgr.: Bill Wharton SCPW

Consultant Project Mgr.: Dewberry

CEI/Construction Mgr.: N/A

Construction Contractor: N/A



PROJECT SCOPE

Study to determine the feasibility of extending Slavia Road from SR 426 to SR 434 to include roadway characteristics and possible alignments.

ACCOMPLISHMENTS

N/A

ISSUES/RISKS/CHANGES

- Lucas Lane to break off to help with funding.

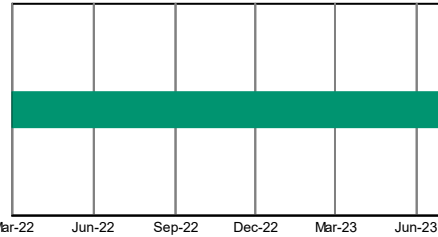
FUNDING AGENCY -- MANAGING AGENCY -- GRANT/AGCY

Design: 3rd Gen. - SCPW Const.: 3rd Gen. - SCPW

ROW: 3rd Gen. - SCPW CEI: 3rd Gen. - SCPW

SCHEDULE

Description	Current Start	Current Finish	Baseline Start	Baseline Finish
Issue NTP to PM	10/1/21	10/1/21	10/1/21	10/1/21
Study Phase Begins (NTP)	3/28/22	3/28/22	2/14/22	2/14/22
Public Meeting #1	3/6/23	3/6/23	3/6/23	3/6/23
Planning & Zoning Meeting	6/30/23	6/30/23	6/30/23	6/30/23
Submit Final Study/Report To County (100% Complete)	7/25/23	8/7/23	7/25/23	8/7/23
Project Complete	4/15/24	4/15/24	4/15/24	4/15/24



■ New ■ New
 ■ Planning - 0% ■ New
 ■ New

PROGRESS SUMMARY

- Met with the Consultant on 12/08/2021 to review Scope. Consultant to provide draft scope for staff review.
- 12/21/2021 received draft scope from Dewberry, and they will provide proposed fee schedule by first part of January 2022. Draft scope provided to Senior Management for review on 1/14/22.
- Requested a response by 02/09/2022.

FINANCIAL STATUS

Description	PROJECT TO DATE								CURRENT YEAR			FUTURE	
	Total Investment Cost (TIC)	% Complete	Planned Value	Earned Value	Actual Cost (ACWP)	Estimate to Complete (ETC)	Estimate at Completion (EAC)	Variance at Completion	Current Year Budget FY2021-22	Open Encumbrance	Current Year Expenditures	Budget Balance	Budget Requirements
PROF SVCS	\$600,000	0%	\$0	\$0	\$0	\$600,000	\$600,000	\$0	\$600,000	\$0	\$0	\$600,000	\$0
Total:	\$600,000	0%	\$0	\$0	\$0	\$600,000	\$600,000	\$0	\$600,000	\$0	\$0	\$600,000	\$0

Monthly Report Date 17-February-2022

PROJECT DESCRIPTION/TEAM

Limits: County Wide

CIP Number: 02207078

Contract Number: TBD

Phase Work Order: TBD

Commissioner District: County Wide

Phase (Primary): Study

Phase (Secondary): N/A

Referendum Exhibit: Exhibit B - Major Projects

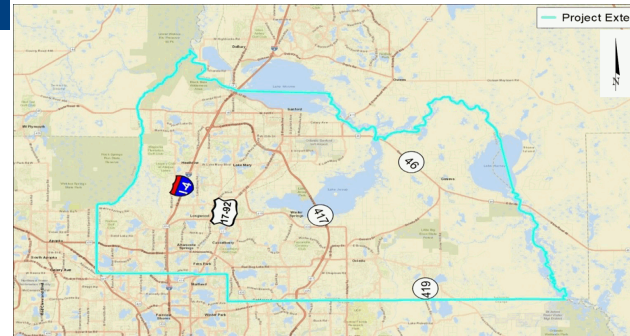
Project Management Team:

County Project Mgr.: Bill Wharton SCPW

Consultant Project Mgr.: Jacobs Eng.

CEI/Construction Mgr.: N/A

Construction Contractor: N/A



PROJECT SCOPE

Update the Seminole County 2040 Transportation Plan to a new horizon year.

ACCOMPLISHMENTS

N/A

ISSUES/RISKS/CHANGES

- No Issues


FUNDING AGENCY -- MANAGING AGENCY -- GRANT/AGCY

Design: 3rd Gen. - SCPW **Const.:** 3rd Gen. - SCPW

ROW: 3rd Gen. - SCPW **CEI:** 3rd Gen. - SCPW

SCHEDULE

Description	Current	Current	Baseline	Baseline
	Start	Finish	Start	Finish
Issue NTP to PM	10/1/21	10/1/21	10/1/21	10/1/21
Develop Scope	10/1/21	12/31/21	10/1/21	12/31/21



Oct-21 Nov-21 Dec-21

■ New ■ Planning - 0%
 ■ New ■ New
 ■ New

PROGRESS SUMMARY

- Developing Scope of Services for the project.
- Met with the consultant on 12/10/2021 to review Scope. Consultant to provide draft scope for staff review.
- Consultant to provide draft scope in the first part of January 2022.
- Final staff comments provided to consultant on 02/02/2022.

FINANCIAL STATUS

Description	PROJECT TO DATE								CURRENT YEAR			FUTURE	
	Total Investment	% Complete	Planned Value	Earned Value	Actual Cost (ACWP)	Estimate to Complete (ETC)	Estimate at Completion (EAC)	Variance at Completion	Current Year Budget FY2021-22	Open Encumbrance	Current Year Expenditures	Budget Balance	Budget Requirements
PROF SVCS	\$750,000	0%	\$3,035	\$0	\$0	\$750,000	\$750,000	\$0	\$750,000	\$0	\$0	\$750,000	\$0
Total:	\$750,000	0%	\$3,035	\$0	\$0	\$750,000	\$750,000	\$0	\$750,000	\$0	\$0	\$750,000	\$0

PROJECT DESCRIPTION/TEAM

Limits: Intersection at Airport Boulevard and US 17-92

CIP Number: 01785450

Contract Number: FPID 436679-2 (FDOT Contract #)

Phase Work Order: N/A (See Notes in Project Scope)

Commissioner District: 5

Phase (Primary): Construction

Phase (Secondary):

Referendum Exhibit: Exhibit C - Minor Roadway & Safety

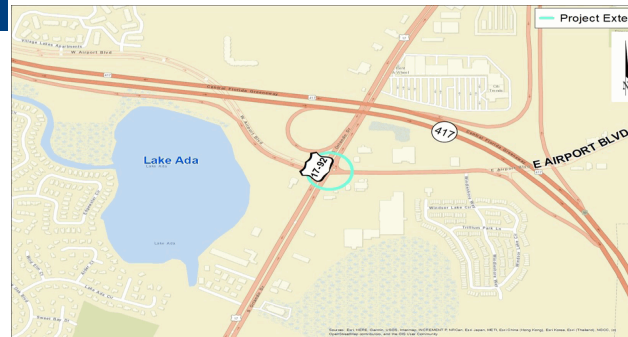
Project Management Team:

County Project Mgr.: David Martin SCPW

Consultant Project Mgr.: Alison Hagerty Faller Davis

CEI/Construction Mgr.: Navarro Kim FDOT

Construction Contractor: Masci General Contractors



PROJECT SCOPE

To add a westbound right turn lane, mill and resurface, restripe the two eastbound right turn lanes on Airport Boulevard, and install a new traffic signal with mast arm poles.

Notes: This is a FDOT project, SCPW only contributed \$8,000 for construction as per the agreement, no work order was issued.

ACCOMPLISHMENTS

- Construction NTP issued.
- Water Line Conflict Resolved.

ISSUES/RISKS/CHANGES

- Existing water line conflict with County drainage (storm S-314).

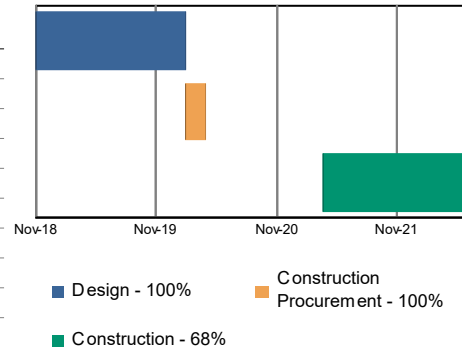
FUNDING AGENCY -- MANAGING AGENCY -- GRANT/AGCY

Design: FDOT - FDOT Const.: FDOT/3rd Gen - FDOT/SCPW

ROW: FDOT - FDOT CEI: FDOT - FDOT

SCHEDULE

Description	Current Start	Current Finish	Baseline Start	Baseline Finish
Issue NTP to PM	12/14/17	12/14/17	12/14/17	12/14/17
Plans Update	3/4/19	1/27/20	3/4/19	1/27/20
ROW - No R/W Record Certification	1/27/20	1/27/20	1/27/20	1/27/20
Production Date (Design Phase Completed)	2/4/20	2/4/20	2/4/20	2/4/20
Advertisement Date/Open Bids	2/14/20	4/2/20	2/14/20	4/2/20
PCD Contract Executed	4/3/20	4/3/20	4/3/20	4/3/20
Construction NTP	3/29/21	3/29/21	3/29/21	3/29/21
Construction Final Completion	7/7/22	7/7/22	7/7/22	7/7/22
Project Complete	3/16/23	3/16/23	3/16/23	3/16/23



PROGRESS SUMMARY

- Construction proceeding on schedule.
- Water main conflict resolved

FINANCIAL STATUS

Description	PROJECT TO DATE								CURRENT YEAR			FUTURE	
	Total Investment Cost (TIC)	% Complete	Planned Value	Earned Value	Actual Cost (ACWP)	Estimate to Complete (ETC)	Estimate at Completion (EAC)	Variance at Completion	Current Year Budget FY2021-22	Open Encumbrance	Current Year Expenditures	Budget Balance	Budget Requirements
DESIGN	\$1	100%	\$1	\$1	\$0	\$0	\$0	\$1	\$50,000	\$0	\$0	\$50,000	(\$50,000)
CONSTRUCTION	\$8,000	68%	\$6,580	\$5,440	\$0	\$8,000	\$8,000	\$0	\$150,000	\$8,000	\$0	\$142,000	(\$142,000)
CEI	\$0	0%	\$0	\$0	\$0	\$0	\$0	\$0	\$0	\$0	\$0	\$0	\$0
OTHER	\$192,000	0%	\$157,756	\$0	\$0	\$192,000	\$192,000	\$0	\$0	\$0	\$0	\$0	\$192,000
Total:	\$200,001	3%	\$164,337	\$5,441	\$0	\$200,000	\$200,000	\$1	\$200,000	\$8,000	\$0	\$192,000	\$0

Work Mix: Trails

Monthly Report Date 17-February-2022

PROJECT DESCRIPTION/TEAM

Limits: From Sanford Riverwalk to SR 415 Sidewalk

CIP Number: 00187773(2nd Gen.)/01785350(3rd Gen.)

Contract Number: PS-9351-14

Phase Work Order: 2 - A1

Commissioner District: 5

Phase (Primary): Design

Phase (Secondary):

Referendum Exhibit: Exhibit B - Major Projects

Project Management Team:

County Project Mgr.: David Martin SCPW
 Consultant Project Mgr.: Matthew Cushman CPH
 CEI/Construction Mgr.: SCPW
 Construction Contractor: FDOT



PROJECT SCOPE

To design and construct a multi-use trail along Mellonville Av & Celery Av to connect Sanford's Riverwalk to SR 415 to complete a missing piece of the Lake Monroe Trail Loop.

ACCOMPLISHMENTS

- Right-of-Way Appraisals have been completed.
- Statements of Offers approved by the County.

ISSUES/RISKS/CHANGES

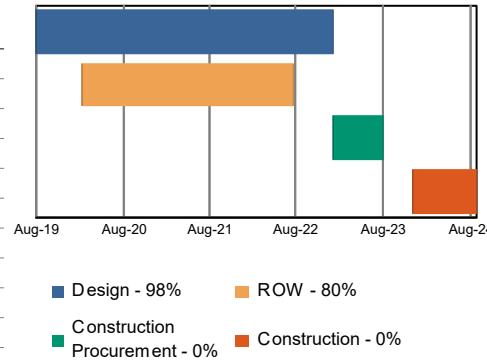
- Project Design behind schedule. ROW acquisition is the critical path at this time and on schedule, not 100% construction plans.

FUNDING AGENCY -- MANAGING AGENCY -- GRANT/AGCY

Design: 2nd & 3rd - SCPW **Const.:** 3rd Gen. - SCPW
ROW: 3rd Gen. - SCPW **CEI:** 3rd Gen. - SCPW

SCHEDULE

Description	Current Start	Current Finish	Baseline Start	Baseline Finish
Issue NTP to PM	3/8/16	3/8/16	3/8/16	3/8/16
PE Begin - Kickoff Meeting (NTP)	8/13/19	8/13/19	8/13/19	8/13/19
Public Meeting #1	11/13/19	11/13/19	11/13/19	11/13/19
Public Meeting #2	2/21/20	2/21/20	2/21/20	2/21/20
ROW Phase Summary	2/24/20	8/1/22	2/24/20	8/1/22
Plans Update	2/28/22	9/1/22	1/3/22	9/1/22
Production Date (Design Phase Completed)	9/1/22	9/1/22	9/1/22	9/1/22
Advertisement Date/Open Bids	3/27/23	5/4/23	3/27/23	5/4/23
PCD Contract Executed	8/16/23	8/16/23	8/16/23	8/16/23
Construction NTP	10/2/23	10/2/23	10/2/23	10/2/23
Construction Final Completion	9/11/24	9/11/24	9/11/24	9/11/24
Project Complete	5/21/25	5/21/25	5/21/25	5/21/25



PROGRESS SUMMARY

- Daft CEI Request for Proposals submitted to FDOT.
- ROW acquisition is proceeding on schedule.

FINANCIAL STATUS

Description	PROJECT TO DATE								CURRENT YEAR				FUTURE
	Total Investment Cost (TIC)	% Complete	Planned Value	Earned Value	Actual Cost (ACWP)	Estimate to Complete (ETC)	Estimate at Completion (EAC)	Variance at Completion	Current Year Budget FY2021-22	Open Encumbrance	Current Year Expenditures	Budget Balance	Budget Requirements
DESIGN	\$1,158,742	98%	\$739,183	\$1,135,566	\$953,417	\$278,277	\$1,231,694	(\$72,952)	\$208,417	\$278,277	\$86,925	(\$156,784)	\$156,784
ROW	\$1,400,000	80%	\$902,000	\$1,120,000	\$0	\$1,400,000	\$1,400,000	\$0	\$1,400,000	\$0	\$0	\$1,400,000	\$0
CONSTRUCTION	\$2,361,957	0%	\$0	\$0	\$75,000	\$2,286,957	\$2,361,957	\$0	\$2,725,000	\$0	\$0	\$2,725,000	(\$438,043)
CEI	\$343,043	0%	\$0	\$0	\$0	\$343,043	\$343,043	\$0	\$0	\$0	\$0	\$0	\$343,043
OTHER	\$0	0%	\$0	\$0	\$91	\$0	\$91	(\$91)	\$0	\$0	\$0	\$0	\$0
Total:	\$5,263,742	43%	\$1,641,183	\$2,255,566	\$1,028,508	\$4,308,277	\$5,336,785	(\$73,043)	\$4,333,417	\$278,277	\$86,925	\$3,968,216	\$61,784

Monthly Report Date 17-February-2022

PROJECT DESCRIPTION/TEAM

Limits: Northeast Intersection of Seminola Blvd. and N. Winter Park Drive

CIP Number: 00008703

Contract Number: PS-1998-18/RTB

Phase Work Order: TBD

Commissioner District: 2

Phase (Primary): Environmental

Phase (Secondary): PHASE I

Referendum Exhibit: Exhibit C - Stormwater and Water Quality

Project Management Team:

County Project Mgr.: David Martin SCPW
 Consultant Project Mgr.: Flomari Blackburn Esci
 CEI/Construction Mgr.: TBD
 Construction Contractor: TBD



PROJECT SCOPE

Limited Remedial Action Plan (LRAP) to remove soils contamination on existing vacant Cumberland Store # 0980

ACCOMPLISHMENTS

N/A

ISSUES/RISKS/CHANGES

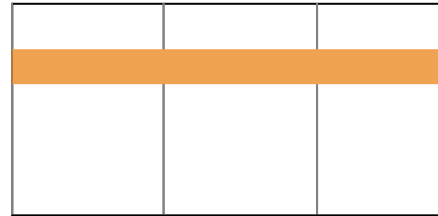
- No Issues

FUNDING AGENCY -- MANAGING AGENCY -- GRANT/AGCY

Design: 3rd Gen. - SCPW **Const.:** 3rd Gen. - SCPW
ROW: 3rd Gen. - SCPW **CEI:** 3rd Gen. - SCPW

SCHEDULE

Description	Current Start	Current Finish	Baseline Start	Baseline Finish
Issue NTP to PM	7/9/19	7/9/19	7/9/19	7/9/19
Remediation Start	7/9/19	7/9/19	7/9/19	7/9/19
Remediation Finish	6/1/22	6/1/22	6/1/22	6/1/22
Project Complete	2/8/23	2/8/23	2/8/23	2/8/23



Jul-19 Jul-20 Jul-21

■ New ■ Design - 75% ■ New
 ■ New ■ New

PROGRESS SUMMARY

- Year 3 Quarter 3 Operation and Maintenance Report approved by County for Consultant to submit to FDEP.
 - Year 3 remediation work continues and is scheduled to last until Summer 2022.

FINANCIAL STATUS

Description	PROJECT TO DATE								CURRENT YEAR			FUTURE	
	Total Investment Cost (TIC)	% Complete	Planned Value	Earned Value	Actual Cost (ACWP)	Estimate to Complete (ETC)	Estimate at Completion (EAC)	Variance at Completion	Current Year Budget FY2021-22	Open Encumbrance	Current Year Expenditures	Budget Balance	Budget Requirements
PROF SVCS	\$436,398	75%	\$371,198	\$327,299	\$333,081	\$103,317	\$436,398	\$0	\$139,460	\$103,317	\$36,143	\$0	\$0
DESIGN	\$1	75%	\$1	\$1	\$0	\$0	\$0	\$1	\$0	\$0	\$0	\$0	\$0
ROW	\$328,642	0%	\$0	\$0	\$328,642	\$0	\$328,642	\$0	\$0	\$0	\$0	\$0	\$0
CONSTRUCTION	\$0	0%	\$0	\$0	\$0	\$0	\$0	\$0	\$0	\$0	\$0	\$0	\$0
Total:	\$765,041	43%	\$371,198	\$327,299	\$661,723	\$103,317	\$765,040	\$1	\$139,460	\$103,317	\$36,143	\$0	\$0

Work Mix: Sidewalks

Monthly Report Date 17-February-2022

PROJECT DESCRIPTION/TEAM

Limits: Citrus St (Virginia Dr to Palm Sprgs Dr), Virginia Ave (Tangerine St to North St), E. Hillcrest St (Virginia Dr to N. Pressview Ave)

CIP Number: 01907062 / 01785257 / 01785264 / 01785265

Contract Number: CC-3757-21/GCM

Phase Work Order:

Commissioner District: 4

Phase (Primary): Construction

Phase (Secondary):

Referendum Exhibit: Exhibit C - Sidewalk / ADA Improvements

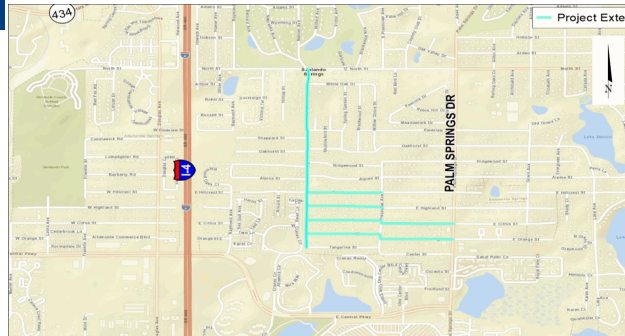
Project Management Team:

County Project Mgr.: David Martin SCPW

Consultant Project Mgr.: Kate Spiess Inwood

CEI/Construction Mgr.: Sam Moussa SCPW

Construction Contractor: CONDOR



PROJECT SCOPE

Construct a series of sidewalks in Sanlando Estates Phase 2 neighborhood including reconstructing some driveways to meet ADA cross slope criteria and crosswalks at intersections.

ACCOMPLISHMENTS

Construction NTP issued.

ISSUES/RISKS/CHANGES

- Some residents concerned about sidewalk location.

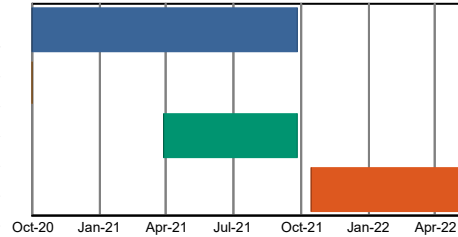
FUNDING AGENCY -- MANAGING AGENCY -- GRANT/AGCY

Design: 3rd Gen. - SCPW Const.: 3rd Gen. - SCPW

ROW: 3rd Gen. - SCPW CEI: 3rd Gen. - SCPW

SCHEDULE

Description	Current Start	Current Finish	Baseline Start	Baseline Finish
Issue NTP to PM	5/16/19	5/16/19	5/16/19	5/16/19
Production Date (Design Phase Completed)	10/6/20	10/6/20	10/6/20	10/6/20
PCD Contract Executed	9/29/21	9/29/21	9/29/21	9/29/21
Construction NTP	10/19/21	10/19/21	10/19/21	10/19/21
Construction Final Completion	5/26/22	5/26/22	5/26/22	5/26/22
Project Complete	2/2/23	2/2/23	2/2/23	2/2/23



■ Design - 100% ■ ROW - 100%
■ Construction Procurement - 100% ■ Construction - 47%

PROGRESS SUMMARY

- Construction is proceeding on schedule.
- Substantial Completion scheduled for April 26, 2022.
- Final Completion scheduled for May 26, 2022.

FINANCIAL STATUS

Description	PROJECT TO DATE								CURRENT YEAR			FUTURE	
	Total Investment Cost (TIC)	% Complete	Planned Value	Earned Value	Actual Cost (ACWP)	Estimate to Complete (ETC)	Estimate at Completion (EAC)	Variance at Completion	Current Year Budget FY2021-22	Open Encumbrance	Current Year Expenditures	Budget Balance	Budget Requirements
DESIGN	\$176,151	100%	\$176,150	\$176,150	\$158,198	\$17,953	\$176,151	\$0	\$0	\$18,004	\$0	(\$18,004)	\$17,953
ROW	\$35,701	100%	\$35,701	\$35,701	\$34,019	\$13,001	\$47,020	(\$11,319)	\$0	\$13,001	\$0	(\$13,001)	\$13,001
CONSTRUCTION	\$1,178,793	47%	\$520,758	\$554,033	\$128,303	\$1,050,490	\$1,178,793	\$0	\$1,630,915	\$1,050,490	\$128,303	\$452,122	(\$452,122)
CEI	\$0	0%	\$0	\$0	\$0	\$0	\$0	\$0	\$194,917	\$0	\$0	\$194,917	(\$194,917)
Total:	\$1,390,645	55%	\$732,609	\$765,884	\$320,520	\$1,081,444	\$1,401,964	(\$11,319)	\$1,825,832	\$1,081,495	\$128,303	\$616,034	(\$616,085)

Monthly Report Date 17-February-2022

PROJECT DESCRIPTION/TEAM

Limits: From Tanglewood Canal Azalea Neighborhood To Interlachen Canal

CIP Number: 01785339

Contract Number: PS-0121-15

Phase Work Order: 5

Commissioner District: 4

Phase (Primary): Design

Phase (Secondary): Permitting

Referendum Exhibit: Exhibit C - Stormwater and Water Quality

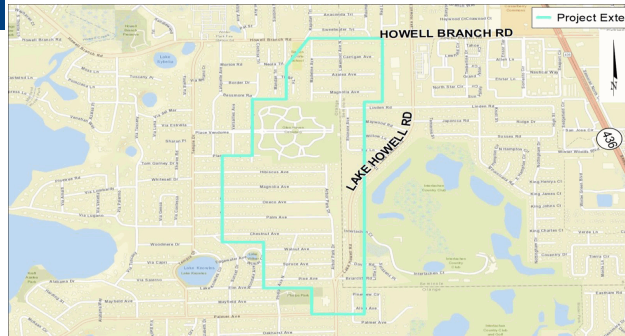
Project Management Team:

County Project Mgr.: David Martin SCPW

Consultant Project Mgr.: City of Winter Park

CEI/Construction Mgr.: City of Winter Park

Construction Contractor: City of Winter Park



PROJECT SCOPE

50/50 Cost-Share with City of Winter Park. City will design project In-house for design, permitting, construction. Improvements to alleviate flooding along Tanglewood Canal.

ACCOMPLISHMENTS

- City of Winter Park approved the Cost-Share Interlocal Agreement.

ISSUES/RISKS/CHANGES

- N/A.

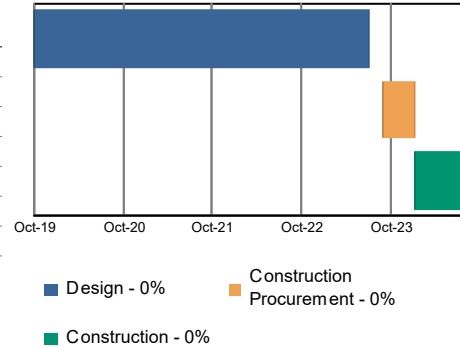
FUNDING AGENCY -- MANAGING AGENCY -- GRANT/AGCY

Design: 3rd Gen. - SCPW **Const.:** 3rd Gen. - SCPW

ROW: 3rd Gen. - SCPW **CEI:** 3rd Gen. - SCPW

SCHEDULE

Description	Current Start	Current Finish	Baseline Start	Baseline Finish
Issue NTP to PM	7/18/16	7/18/16	7/18/16	7/18/16
Production Date (Design Phase Completed)	7/3/23	7/3/23	7/3/23	7/3/23
Advertisement Date/Open Bids	10/20/23	1/1/24	10/20/23	1/1/24
PCD Contract Executed	1/8/24	1/8/24	1/8/24	1/8/24
Construction NTP	1/10/24	1/10/24	1/10/24	1/10/24
Construction Final Completion	9/10/24	9/10/24	9/10/24	9/10/24
Project Complete	5/20/25	5/20/25	5/20/25	5/20/25



PROGRESS SUMMARY

- Agreement sent to City of Winter Park, and they are to provide a project schedule.

FINANCIAL STATUS

Description	PROJECT TO DATE								CURRENT YEAR			FUTURE	
	Total Investment Cost (TIC)	% Complete	Planned Value	Earned Value	Actual Cost (ACWP)	Estimate to Complete (ETC)	Estimate at Completion (EAC)	Variance at Completion	Current Year Budget FY2021-22	Open Encumbrance	Current Year Expenditures	Budget Balance	Budget Requirements
DESIGN	\$1	0%	\$0	\$0	\$115,512	\$0	\$115,512	(\$115,511)	\$0	\$0	\$0	\$0	\$0
CONSTRUCTION	\$525,000	0%	\$0	\$0	\$34,288	\$375,200	\$409,488	\$115,512	\$0	\$0	\$0	\$0	\$375,200
Total:	\$525,001	0%	\$0	\$0	\$149,800	\$375,200	\$525,000	\$1	\$0	\$0	\$0	\$0	\$375,200

PROJECT DESCRIPTION/TEAM

Limits:

CIP Number: 01785260

Contract Number: PS-0009-15

Phase Work Order: 53

Commissioner District: 3

Phase (Primary): Construction Bidding

Phase (Secondary):

Referendum Exhibit: Exhibit C - Sidewalk / ADA Improvements

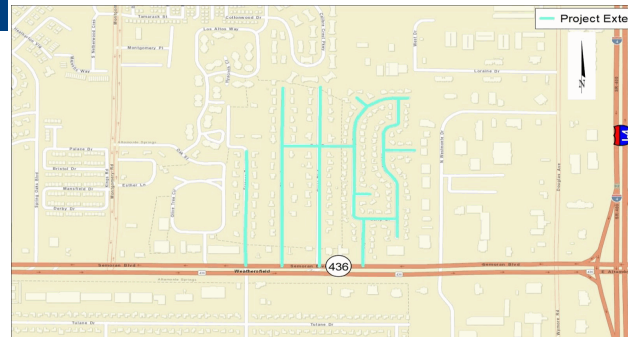
Project Management Team:

County Project Mgr.: David Martin SCPW

Consultant Project Mgr.: Joseph Lofaso CPH

CEI/Construction Mgr.: Sam Moussa SCPW

Construction Contractor: TBD



PROJECT SCOPE

Design and construct ADA compliant sidewalks for Goldie Manor area.

ACCOMPLISHMENTS

- Design and ROW complete.

ISSUES/RISKS/CHANGES

- No Issues.

PROGRESS SUMMARY

- Contracted Service Request (CSR) form approved by Engineering.

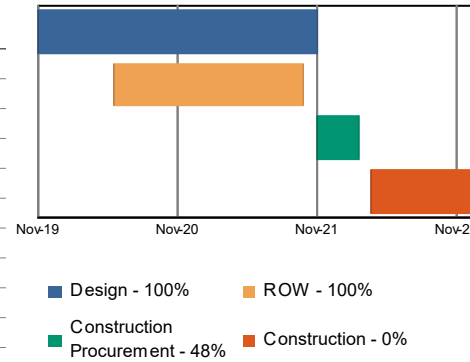
FUNDING AGENCY -- MANAGING AGENCY -- GRANT/AGCY

Design: 3rd Gen. - SCPW **Const.:** 3rd Gen. - SCPW

ROW: 3rd Gen. - SCPW **CEI:** 3rd Gen. - SCPW

SCHEDULE

Description	Current Start	Current Finish	Baseline Start	Baseline Finish
Issue NTP to PM	10/23/19	10/23/19	10/23/19	10/23/19
PE Begin - Kickoff Meeting (NTP)	11/8/19	11/8/19	11/8/19	11/8/19
Public Meeting	5/25/20	5/25/20	5/25/20	5/25/20
ROW Phase Summary	5/26/20	9/30/21	5/26/20	9/30/21
Production Date (Design Phase Completed)	11/1/21	11/1/21	11/1/21	11/1/21
Advertisement Date/Open Bids	11/23/21	12/17/21	11/23/21	12/17/21
PCD Contract Executed	2/28/22	2/28/22	2/28/22	2/28/22
Construction NTP	3/30/22	3/30/22	3/30/22	3/30/22
Construction Final Completion	1/5/23	1/5/23	1/5/23	1/5/23
Project Complete	9/14/23	9/14/23	9/14/23	9/14/23



FINANCIAL STATUS

Description	PROJECT TO DATE								CURRENT YEAR			FUTURE	
	Total Investment Cost (TIC)	% Complete	Planned Value	Earned Value	Actual Cost (ACWP)	Estimate to Complete (ETC)	Estimate at Completion (EAC)	Variance at Completion	Current Year Budget FY2021-22	Open Encumbrance	Current Year Expenditures	Budget Balance	Budget Requirements
DESIGN	\$150,399	100%	\$150,399	\$150,399	\$139,441	\$10,959	\$150,399	\$0	\$13,137	\$10,959	\$2,179	\$0	\$0
ROW	\$2,323	100%	\$2,323	\$2,323	\$2,295	\$28	\$2,323	\$0	\$500	\$28	\$473	\$0	\$0
CONSTRUCTION	\$855,669	0%	\$0	\$0	\$0	\$855,669	\$855,669	\$0	\$855,670	\$0	\$0	\$855,670	(\$1)
CEI	\$0	0%	\$0	\$0	\$0	\$0	\$0	\$0	\$0	\$0	\$0	\$0	\$0
Total:	\$1,008,391	15%	\$152,722	\$152,722	\$141,736	\$866,655	\$1,008,391	\$0	\$869,307	\$10,986	\$2,651	\$855,670	(\$1)

Monthly Report Date 17-February-2022

PROJECT DESCRIPTION/TEAM

Limits: From Grace Lake To Myrtle Lake

CIP Number: 01785234/02007096

Contract Number: PS-0121-15/RTB

Phase Work Order: 3

Commissioner District: 4

Phase (Primary): Design

Phase (Secondary): PHASE I

Referendum Exhibit: Exhibit C - Residential Subdivision Rehabilitation

Project Management Team:

County Project Mgr.: David Martin SCPW

Consultant Project Mgr.: Robert Gaylord SAI

CEI/Construction Mgr.: Ron Ramos SCPW

Construction Contractor: TBD



PROJECT SCOPE

Phase I - Drainage Improvements at Myrtle Lake Hills and Highlander Drive intersection near Myrtle Lake (downstream of Grace Lake).

ACCOMPLISHMENTS

- 60% Plans complete.
- 90% Plans complete.

ISSUES/RISKS/CHANGES

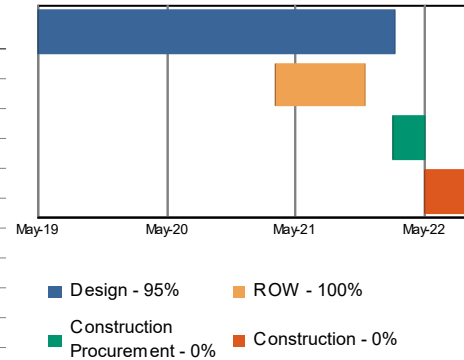
- Public opposition to SJR Permit: Due to public opposition to the Grace Lake Outfall SJR permit, original outfall project is on-hold indefinitely. Phase I downstream portion will move forward as separate project and new project baseline.

FUNDING AGENCY -- MANAGING AGENCY -- GRANT/AGCY

Design: 3rd Gen. - SCPW **Const.:** 3rd Gen. - SCPW
ROW: 3rd Gen. - SCPW **CEI:** 3rd Gen. - SCPW

SCHEDULE

Description	Current Start	Current Finish	Baseline Start	Baseline Finish
Issue NTP to PM	5/21/19	5/21/19	5/21/19	5/21/19
Begin Kickoff Meeting (NTP) (Phase 1)	5/28/21	5/28/21	5/28/21	5/28/21
60% Plans Development	6/11/21	9/17/21	6/11/21	9/17/21
90% Plans Development	9/17/21	11/18/21	9/17/21	11/17/21
100% Plans Development	11/18/21	2/18/22	11/18/21	1/27/22
Production Date (Design Phase Completed)	2/18/22	2/18/22	1/27/22	1/27/22
Advertisement Date/Open Bids	4/12/22	5/18/22	3/29/22	5/4/22
PCD Contract Executed	5/20/22	5/20/22	5/6/22	5/6/22
Construction NTP	5/24/22	5/24/22	5/10/22	5/10/22
Construction Final Completion	10/21/22	10/21/22	10/7/22	10/7/22
Project Complete	6/30/23	6/30/23	6/16/23	6/16/23



PROGRESS SUMMARY

- 90% Plans Comments sent to Consultant on 17-Dec-21.

FINANCIAL STATUS

Description	PROJECT TO DATE								CURRENT YEAR			FUTURE	
	Total Investment Cost (TIC)	% Complete	Planned Value	Earned Value	Actual Cost (ACWP)	Estimate to Complete (ETC)	Estimate at Completion (EAC)	Variance at Completion	Current Year Budget FY2021-22	Open Encumbrance	Current Year Expenditures	Budget Balance	Budget Requirements
DESIGN	\$394,997	95%	\$384,838	\$375,247	\$376,800	\$18,197	\$394,997	\$0	\$0	\$10,263	\$0	(\$10,263)	\$369,665
CONSTRUCTION	\$199,212	0%	\$0	\$0	\$0	\$199,212	\$199,212	\$0	\$686,280	\$0	\$0	\$686,280	(\$487,068)
CEI	\$29,882	0%	\$0	\$0	\$0	\$29,882	\$29,882	\$0	\$43,296	\$0	\$0	\$43,296	(\$13,414)
Total:	\$624,091	60%	\$384,838	\$375,247	\$376,800	\$247,291	\$624,091	\$0	\$729,576	\$10,263	\$0	\$719,313	(\$130,817)

Monthly Report Date 17-February-2022

PROJECT DESCRIPTION/TEAM

Limits: Plymouth Ave. from Mercury St and Magnolia St.
 Desoto Ave. from Magnolia St. and Mercury St.
 Mercury St. from Sanford Ave. and Ford Ave.
 Ford Ave. from Desoto Ave. and Ford Ave...

CIP Number: 02107062

Contract Number: PS-1320-17/RTB

Phase Work Order: 36

Commissioner District: 4

Phase (Primary): Design

Phase (Secondary): Survey

Referendum Exhibit: Exhibit C - Sidewalk / ADA Improvements

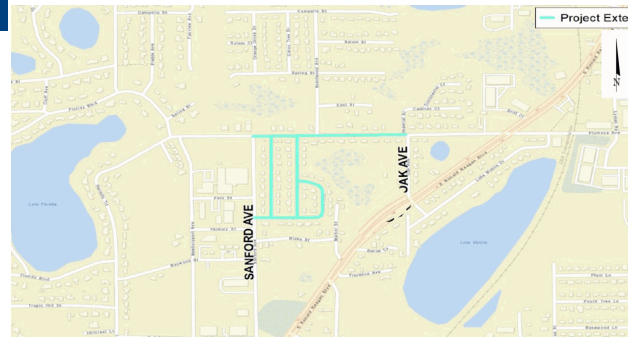
Project Management Team:

County Project Mgr.: David Martin SCPW

Consultant Project Mgr.: SCPW

CEI/Construction Mgr.: TBD

Construction Contractor: TBD



PROJECT SCOPE

To design and construct 3,010 LF of new sidewalk on one side along Plymouth Ave., Desoto Ave., Mercury St., Ford Ave., and south side of Magnolia St.

ACCOMPLISHMENTS

- 60% Plans complete.

ISSUES/RISKS/CHANGES

- No issues.

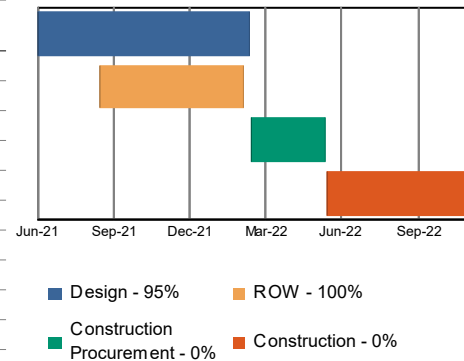
FUNDING AGENCY -- MANAGING AGENCY -- GRANT/AGCY

Design: 3rd Gen. - SCPW **Const.:** 3rd Gen. - SCPW

ROW: 3rd Gen. - SCPW **CEI:** 3rd Gen. - SCPW

SCHEDULE

Description	Current Start	Current Finish	Baseline Start	Baseline Finish
Issue NTP to PM	10/3/20	10/3/20	10/5/20	10/5/20
PE Begin - Kickoff Meeting (NTP)	6/9/21	6/9/21	6/9/21	6/9/21
ROW Phase Summary	8/23/21	11/1/21	8/24/21	11/1/21
Public Meeting #1	11/17/21	11/17/21	11/17/21	11/17/21
100% Plans Development	11/29/21	2/11/22	11/29/21	2/11/22
Production Date (Design Phase Completed)	2/11/22	2/11/22	2/11/22	2/11/22
Advertisement Date/Open Bids	4/12/22	5/17/22	4/12/22	5/17/22
PCD Contract Executed	5/20/22	5/20/22	5/20/22	5/20/22
Construction NTP	5/24/22	5/24/22	5/24/22	5/24/22
Construction Final Completion	11/21/22	11/21/22	11/21/22	11/21/22
Project Complete	7/31/23	7/31/23	7/31/23	7/31/23



PROGRESS SUMMARY

- County Completed and Reviewed 100% Plans.

FINANCIAL STATUS

Description	PROJECT TO DATE								CURRENT YEAR			FUTURE	
	Total Investment Cost (TIC)	% Complete	Planned Value	Earned Value	Actual Cost (ACWP)	Estimate to Complete (ETC)	Estimate at Completion (EAC)	Variance at Completion	Current Year Budget FY2021-22	Open Encumbrance	Current Year Expenditures	Budget Balance	Budget Requirements
DESIGN	\$18,315	95%	\$16,485	\$17,399	\$15,842	\$2,474	\$18,315	\$0	\$20,286	\$2,474	\$1,128	\$16,685	(\$16,685)
ROW	\$0	100%	\$0	\$0	\$0	\$0	\$0	\$0	\$5,000	\$0	\$0	\$5,000	(\$5,000)
CONSTRUCTION	\$317,805	0%	\$0	\$0	\$0	\$317,805	\$317,805	\$0	\$335,000	\$0	\$0	\$335,000	(\$17,195)
CEI	\$39,726	0%	\$0	\$0	\$0	\$39,726	\$39,726	\$0	\$62,000	\$0	\$0	\$62,000	(\$22,274)
Total:	\$375,846	5%	\$16,485	\$17,399	\$15,842	\$360,004	\$375,846	\$0	\$422,286	\$2,474	\$1,128	\$418,685	(\$61,154)

Project Summary Report

Hibiscus Ln Stormwater Pump (Baffle Box)

Work Mix: Drainage Improvements

Jan - 2022

Monthly Report Date 17-February-2022

PROJECT DESCRIPTION/TEAM

Limits: Hibiscus Lane at Sunset Road to existing pond northeast of Balmy Beach Drive and Holliday Ave.

CIP Number: 01785431

Contract Number: CC-3733-21/GCM

Phase Work Order:

Commissioner District: 3

Phase (Primary): Construction

Phase (Secondary):

Referendum Exhibit: Exhibit C - Stormwater and Water Quality

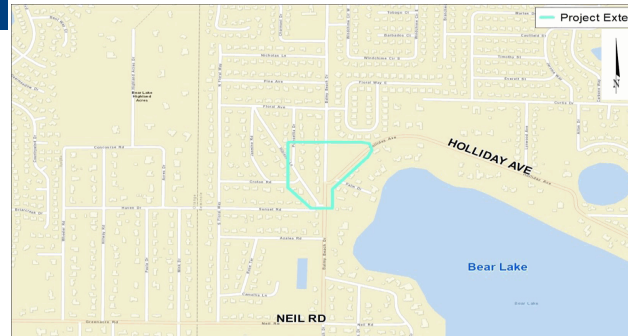
Project Management Team:

County Project Mgr.: David Martin SCPW

Consultant Project Mgr.: Carlos Estrella Atkins

CEI/Construction Mgr.: Sam Moussa SCPW

Construction Contractor: Schuller



PROJECT SCOPE

Construct baffle box system to provide water quality for portions of drainage basins entering Bear Lake.

ACCOMPLISHMENTS

- Construction NTP issued.
- Baffle Box installed.

ISSUES/RISKS/CHANGES

- N/A.

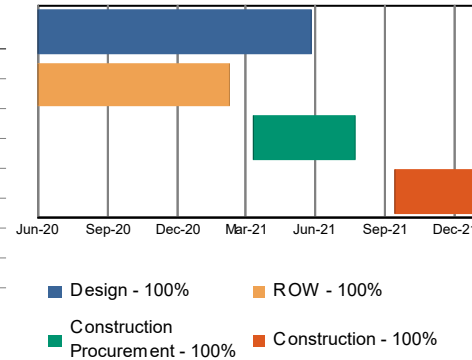
FUNDING AGENCY -- MANAGING AGENCY -- GRANT/AGCY

Design: 3rd Gen. - SCPW Const.: 3rd Gen. - SCPW

ROW: 3rd Gen. - SCPW CEI: 3rd Gen. - SCPW

SCHEDULE

Description	Current Start	Current Finish	Baseline Start	Baseline Finish
Issue NTP to PM	6/19/20	6/19/20	6/19/20	6/19/20
PE Begin - Kickoff Meeting (NTP)	6/19/20	6/19/20	6/19/20	6/19/20
Production Date (Design Phase Completed)	2/22/21	2/22/21	2/19/21	2/19/21
Advertisement Date/Open Bids	6/15/21	6/23/21	6/15/21	6/23/21
PCD Contract Executed	7/15/21	7/15/21	7/15/21	7/15/21
Construction NTP	10/4/21	10/4/21	10/4/21	10/4/21
Construction Final Completion	1/20/22	1/20/22	1/20/22	1/20/22
Project Complete	9/29/22	9/29/22	9/29/22	9/29/22



PROGRESS SUMMARY

- Project Construction Completed January 20, 2022

FINANCIAL STATUS

Description	PROJECT TO DATE								CURRENT YEAR				FUTURE
	Total Investment Cost (TIC)	% Complete	Planned Value	Earned Value	Actual Cost (ACWP)	Estimate to Complete (ETC)	Estimate at Completion (EAC)	Variance at Completion	Current Year Budget FY2021-22	Open Encumbrance	Current Year Expenditures	Budget Balance	Budget Requirements
DESIGN	\$94,872	100%	\$94,872	\$94,872	\$87,174	\$7,697	\$94,872	\$0	\$5,233	\$7,697	\$97	(\$2,561)	\$2,561
ROW	\$1	100%	\$1	\$1	\$0	\$0	\$0	\$1	\$0	\$0	\$0	\$0	\$0
CONSTRUCTION	\$182,301	100%	\$182,301	\$182,301	\$0	\$182,301	\$182,301	\$0	\$209,384	\$182,301	\$0	\$27,083	(\$27,083)
CEI	\$0	0%	\$0	\$0	\$0	\$0	\$0	\$0	\$31,408	\$0	\$0	\$31,408	(\$31,408)
Total:	\$277,173	100%	\$277,174	\$277,174	\$87,174	\$189,998	\$277,172	\$1	\$246,025	\$189,998	\$97	\$55,931	(\$55,931)

Monthly Report Date 17-February-2022

PROJECT DESCRIPTION/TEAM

Limits: Longwood Lake Mary Boulevard to End of Road

CIP Number: 02107075

Contract Number: PS-1320-17/RTB

Phase Work Order: 37

Commissioner District: 4

Phase (Primary): Design

Phase (Secondary):

Referendum Exhibit: Exhibit C - Sidewalk / ADA Improvements

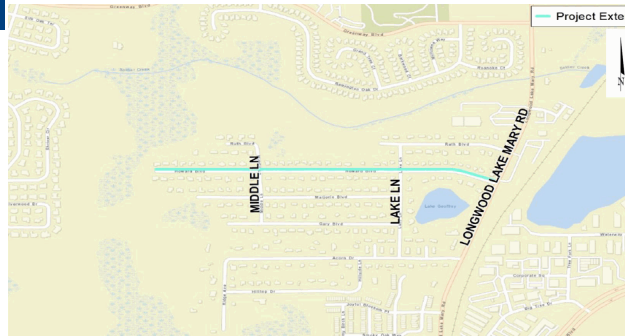
Project Management Team:

County Project Mgr.: David Martin SCPW

Consultant Project Mgr.: SCPW

CEI/Construction Mgr.: TBD

Construction Contractor: TBD



PROJECT SCOPE

To design and construct 3000 LF of 5 ft wide concrete sidewalk along the north side of Howard Boulevard.

ACCOMPLISHMENTS

60% plans completed.

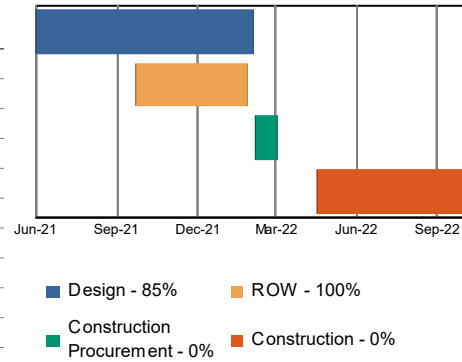
ISSUES/RISKS/CHANGES

FUNDING AGENCY -- MANAGING AGENCY -- GRANT/AGCY

Design: 3rd Gen. - SCPW **Const.:** 3rd Gen. - SCPW
ROW: 3rd Gen. - SCPW **CEI:** 3rd Gen. - SCPW

SCHEDULE

Description	Current Start	Current Finish	Baseline Start	Baseline Finish
Issue NTP to PM	10/3/20	10/3/20	10/5/20	10/5/20
PE Begin - Kickoff Meeting (NTP)	6/16/21	6/16/21	6/16/21	6/16/21
30% Plans Development	6/16/21	8/30/21	6/16/21	8/27/21
60% Plans Development	8/30/21	11/5/21	8/30/21	11/5/21
ROW Phase Summary	10/8/21	11/1/21	10/9/21	11/1/21
100% Plans Development	11/25/21	2/11/22	11/25/21	2/11/22
Public Meeting #1	2/2/22	2/2/22	2/2/22	2/2/22
Production Date (Design Phase Completed)	2/11/22	2/11/22	2/11/22	2/11/22
Construction NTP	5/3/22	5/3/22	5/3/22	5/3/22
Construction Final Completion	10/31/22	10/31/22	10/31/22	10/31/22
Project Complete	7/10/23	7/10/23	7/10/23	7/10/23



PROGRESS SUMMARY

- County Completed and Reviewed 100% Plans.

FINANCIAL STATUS

Description	PROJECT TO DATE								CURRENT YEAR				FUTURE
	Total Investment Cost (TIC)	% Complete	Planned Value	Earned Value	Actual Cost (ACWP)	Estimate to Complete (ETC)	Estimate at Completion (EAC)	Variance at Completion	Current Year Budget FY2021-22	Open Encumbrance	Current Year Expenditures	Budget Balance	Budget Requirements
DESIGN	\$14,438	85%	\$12,962	\$12,273	\$10,125	\$4,313	\$14,438	\$0	\$57,975	\$2,313	\$100	\$55,562	(\$53,562)
ROW	\$1	100%	\$0	\$1	\$0	\$0	\$0	\$1	\$1,500	\$0	\$0	\$1,500	(\$1,500)
CONSTRUCTION	\$373,729	0%	\$0	\$0	\$0	\$373,729	\$373,729	\$0	\$266,000	\$0	\$0	\$266,000	\$107,729
CEI	\$56,059	0%	\$0	\$0	\$0	\$56,059	\$56,059	\$0	\$48,000	\$0	\$0	\$48,000	\$8,059
Total:	\$444,227	3%	\$12,962	\$12,274	\$10,125	\$434,101	\$444,226	\$1	\$373,475	\$2,313	\$100	\$371,062	\$60,726

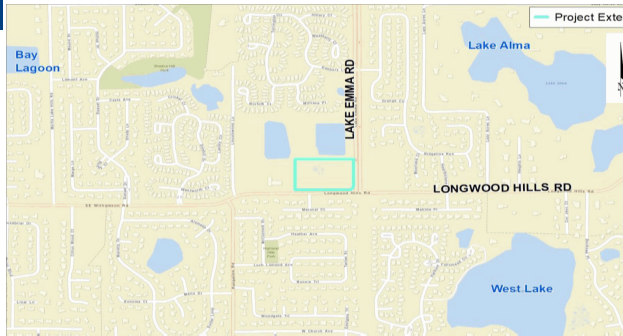
PROJECT DESCRIPTION/TEAM

Limits: Western portion of Seminole County - NW
 intersection of Longwood Hills Rd / Lake Emma

CIP Number: 02007099
 Contract Number: CC-3810-21/GCM
 Phase Work Order:
 Commissioner District: 4
 Phase (Primary): Construction
 Phase (Secondary):
 Referendum Exhibit: Exhibit C - Residential Subdivision Rehabilitation

Project Management Team:

County Project Mgr.: David Martin SCPW
 Consultant Project Mgr.: Jeremy Owens CPH
 CEI/Construction Mgr.: Sam Moussa SCPW
 Construction Contractor: Carr & Collier



PROJECT SCOPE

Modification to existing Pond P0943 to maximize volume (re-grading)

ACCOMPLISHMENTS

- Construction NTP issued.

ISSUES/RISKS/CHANGES

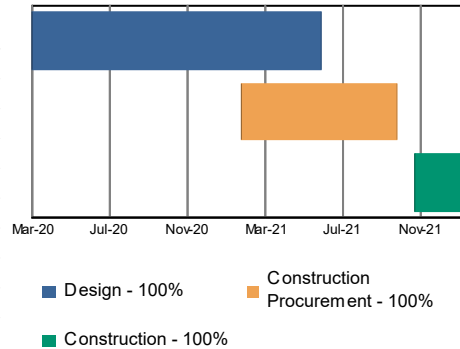
- No Issues.

FUNDING AGENCY -- MANAGING AGENCY -- GRANT/AGCY

Design: 3rd Gen. - SCPW **Const.:** 3rd Gen. - SCPW
ROW: 3rd Gen. - SCPW **CEI:** 3rd Gen. - SCPW

SCHEDULE

Description	Current Start	Current Finish	Baseline Start	Baseline Finish
Issue NTP to PM	3/10/20	3/10/20	3/10/20	3/10/20
PE Begin - Kickoff Meeting (NTP)	3/10/20	3/10/20	3/10/20	3/10/20
Production Date (Design Phase Completed)	1/1/21	1/1/21	1/1/21	1/1/21
Advertisement Date/Open Bids	2/9/21	4/29/21	2/9/21	4/29/21
Re-Advertisement Date/Open Bids	8/2/21	9/8/21	8/2/21	9/8/21
PCD Contract Executed	10/4/21	10/4/21	10/4/21	10/4/21
Construction NTP	11/1/21	11/1/21	11/1/21	11/1/21
Construction Final Completion	1/31/22	1/31/22	1/29/22	1/29/22
Project Complete	10/7/22	10/7/22	10/7/22	10/7/22



PROGRESS SUMMARY

- Construction Completed January 31, 2022.

FINANCIAL STATUS

Description	PROJECT TO DATE								CURRENT YEAR			FUTURE	
	Total Investment Cost (TIC)	% Complete	Planned Value	Earned Value	Actual Cost (ACWP)	Estimate to Complete (ETC)	Estimate at Completion (EAC)	Variance at Completion	Current Year Budget FY2021-22	Open Encumbrance	Current Year Expenditures	Budget Balance	Budget Requirements
PROF SVCS	\$0	0%	\$0	\$0	\$0	\$0	\$0	\$0	\$5,000	\$0	\$0	\$5,000	(\$5,000)
DESIGN	\$42,580	100%	\$42,580	\$42,580	\$34,863	\$7,717	\$42,580	\$0	\$13,113	\$7,840	\$0	\$5,273	(\$5,396)
CONSTRUCTION	\$220,000	100%	\$220,000	\$220,000	\$15,677	\$204,323	\$220,000	\$0	\$263,652	\$198,018	\$15,677	\$49,957	(\$43,652)
CEI	\$0	0%	\$0	\$0	\$0	\$0	\$0	\$0	\$0	\$0	\$0	\$0	\$0
Total:	\$262,580	100%	\$262,580	\$262,580	\$50,540	\$212,040	\$262,580	\$0	\$281,765	\$205,858	\$15,677	\$60,230	(\$54,048)

Monthly Report Date 17-February-2022

PROJECT DESCRIPTION/TEAM

Limits: At Lake Mary Boulevard & Country Club Road

CIP Number: 01785134/02107101

Contract Number: N/A

Phase Work Order: 63

Commissioner District: 5

Phase (Primary): Design

Phase (Secondary): ROW

Referendum Exhibit: Exhibit B - Major Projects

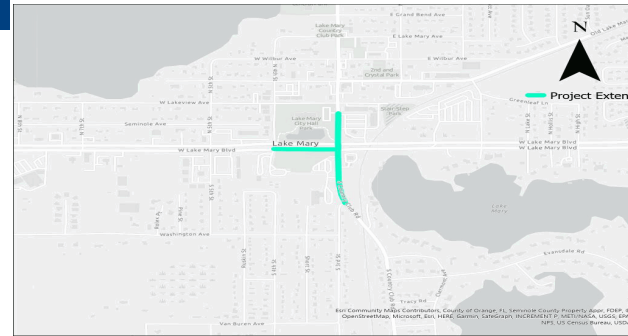
Project Management Team:

County Project Mgr.: David Martin SCPW

Consultant Project Mgr.: Brian Fuller Metric

CEI/Construction Mgr.: ETM

Construction Contractor: TBD



PROJECT SCOPE

To improve intersection capacity along Lake Mary Boulevard at intersection with Country Club Blvd. Early in the design phase, the project scope was reduced from 4 intersections to one intersection. Impact fee is from CIP # 02107101.

ACCOMPLISHMENTS

- 90% Plans Complete.

ISSUES/RISKS/CHANGES

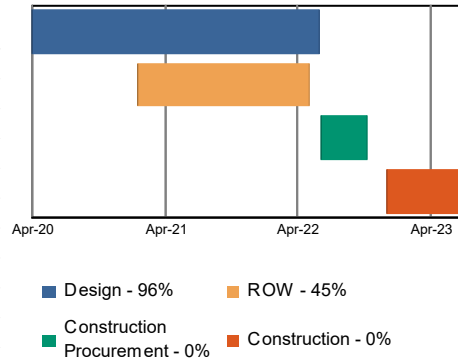
- Approval for R/W valuation by County and land acquisition by City is taking longer than expected. Action Plan: Monitor R/W acquisition process.

FUNDING AGENCY -- MANAGING AGENCY -- GRANT/AGCY

Design: 3rd Gen. - SCPW **Const.:** 3rd Gen. - SCPW
ROW: 3rd Gen. - SCPW **CEI:** 3rd Gen. - SCPW

SCHEDULE

Description	Current Start	Current Finish	Baseline Start	Baseline Finish
Issue NTP to PM	12/2/19	12/2/19	12/2/19	12/2/19
PE Begin - Kickoff Meeting (NTP)	4/10/20	4/10/20	4/10/20	4/10/20
ROW Phase Summary	1/28/21	5/10/22	1/28/21	5/10/22
100% Plans Development	3/11/21	2/21/22	3/11/21	2/18/22
Production Date (Design Phase Completed)	6/10/22	6/10/22	6/10/22	6/10/22
Advertisement Date/Open Bids	8/29/22	10/7/22	8/29/22	10/7/22
PCD Contract Executed	10/17/22	10/17/22	10/17/22	10/17/22
Construction NTP	12/12/22	12/12/22	12/12/22	12/12/22
Construction Final Completion	8/4/23	8/4/23	8/4/23	8/4/23
Project Complete	4/12/24	4/12/24	4/12/24	4/12/24



PROGRESS SUMMARY

- 100% Plans submittal pending Right-of-Way acquisition.
- One parcel is to be acquired: Offer for the County portion of the R/W acquisition has been sent to the property owner. Awaiting owner's acceptance or rejection.
- Consultant to continue working with City on their portion of Right-of-Way acquisition.
- Metric will continue to coordinate with City of Lake Mary on their easement requirements for County's proposed traffic fiberoptic line.

FINANCIAL STATUS

Description	PROJECT TO DATE								CURRENT YEAR			FUTURE	
	Total Investment Cost (TIC)	% Complete	Planned Value	Earned Value	Actual Cost (ACWP)	Estimate to Complete (ETC)	Estimate at Completion (EAC)	Variance at Completion	Current Year Budget FY2021-22	Open Encumbrance	Current Year Expenditures	Budget Balance	Budget Requirements
DESIGN	\$262,858	96%	\$147,798	\$252,344	\$236,967	\$25,891	\$262,858	\$0	\$1,722,858	\$18,784	\$7,033	\$1,697,040	(\$1,689,934)
ROW	\$33,529	45%	\$21,233	\$15,088	\$13,520	\$20,009	\$33,529	\$0	\$0	\$0	\$0	\$0	\$20,009
CONSTRUCTION	\$1,858,058	0%	\$0	\$0	\$502,111	\$1,355,947	\$1,858,058	\$0	\$1,087,824	\$0	\$0	\$1,087,824	\$268,122
CEI	\$58,954	0%	\$0	\$0	\$0	\$58,954	\$58,954	\$0	\$0	\$0	\$0	\$0	\$58,954
OTHER	\$0	0%	\$0	\$0	\$563,752	\$0	\$563,752	(\$563,752)	\$0	\$0	\$0	\$0	\$0
Total:	\$2,213,399	12%	\$169,031	\$267,432	\$1,316,351	\$1,460,800	\$2,777,151	(\$563,752)	\$2,810,682	\$18,784	\$7,033	\$2,784,865	(\$1,342,849)

Monthly Report Date 17-February-2022

PROJECT DESCRIPTION/TEAM

Limits: From US 17/92 To Semoran Boulevard (SR 436)

CIP Number: 00015002/00015007

Contract Number: PS-8827-13/DRR

Phase Work Order: 2 - A3

Commissioner District: 4

Phase (Primary): Design

Phase (Secondary): ROW

Referendum Exhibit: Exhibit B - Major Projects

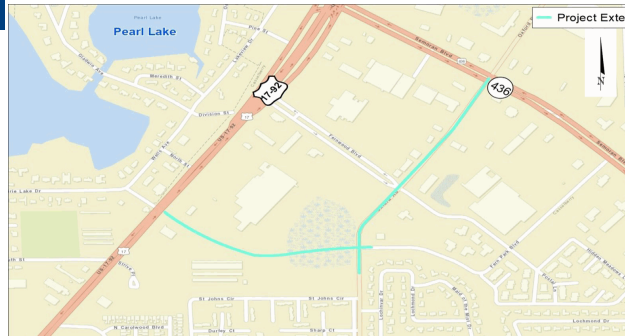
Project Management Team:

County Project Mgr.: David Martin Jacobs

Consultant Project Mgr.: Brian Fuller Metric

CEI/Construction Mgr.: TBD

Construction Contractor: TBD



PROJECT SCOPE

The project consists of new construction (Fern Park Ext.) from US 17/92 to Oxford Road, with widening on Oxford Rd from Fern Park Ext to SR 436.

ACCOMPLISHMENTS

- 90% Plans complete.

ISSUES/RISKS/CHANGES

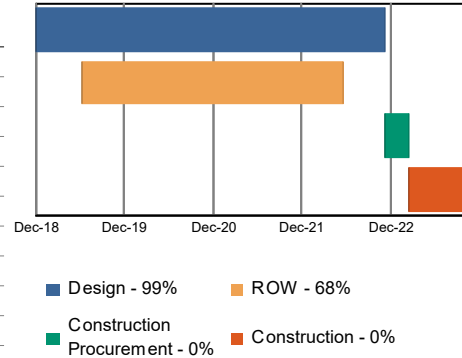
- Project is "on shelf" until the R/W acquisition is complete. Action Plan: Continue coordination with County R/W team (County's Attorney's office).

FUNDING AGENCY -- MANAGING AGENCY -- GRANT/AGCY

Design: 1st Gen. - SCPW **Const.:** 1st Gen. - SCPW
ROW: 1st Gen. - SCPW **CEI:** 1st Gen. - SCPW

SCHEDULE

Description	Current Start	Current Finish	Baseline Start	Baseline Finish
Issue NTP to PM	1/28/14	1/28/14	1/28/14	1/28/14
PE Begin - Kickoff Meeting (NTP)	12/17/18	12/17/18	12/17/18	12/17/18
ROW Phase Summary	6/28/19	6/8/22	6/28/19	6/8/22
Plans Complete/Plan on Shelf (PID)	6/9/22	6/9/22	6/9/22	6/9/22
Initiate Plans Update Proposal	6/10/22	6/10/22	6/10/22	6/10/22
Production Date (Design Phase Completed)	11/14/22	11/14/22	11/14/22	11/14/22
Advertisement Date/Open Bids	1/11/23	2/21/23	1/11/23	2/21/23
PCD Contract Executed	3/1/23	3/1/23	3/1/23	3/1/23
Construction NTP	3/3/23	3/3/23	3/3/23	3/3/23
Construction Final Completion	12/8/23	12/8/23	12/8/23	12/8/23
Project Complete	8/16/24	8/16/24	8/16/24	8/16/24



PROGRESS SUMMARY

- Coordinating with County Attorney Office and Environmental Services to update schedule and get the project back on track.
 - Burying Utilities being coordinated with Duke Energy.

FINANCIAL STATUS

Description	PROJECT TO DATE								CURRENT YEAR				FUTURE
	Total Investment Cost (TIC)	% Complete	Planned Value	Earned Value	Actual Cost (ACWP)	Estimate to Complete (ETC)	Estimate at Completion (EAC)	Variance at Completion	Current Year Budget FY2021-22	Open Encumbrance	Current Year Expenditures	Budget Balance	Budget Requirements
DESIGN	\$1,641,645	99%	\$1,186,018	\$1,624,522	\$1,256,564	\$385,081	\$1,641,645	\$0	\$385,081	\$9,236	\$0	\$375,844	\$0
ROW	\$7,001,873	68%	\$5,509,656	\$4,761,274	\$3,438,070	\$3,563,803	\$7,001,873	\$0	\$3,567,976	\$20,377	\$4,173	\$3,543,427	\$0
CONSTRUCTION	\$18,300,000	0%	\$0	\$0	\$5,150	\$18,294,850	\$18,300,000	\$0	\$18,294,850	\$0	\$0	\$18,294,850	\$0
CEI	\$500,000	0%	\$0	\$0	\$0	\$500,000	\$500,000	\$0	\$500,000	\$0	\$0	\$500,000	\$0
Total:	\$27,443,517	23%	\$6,695,673	\$6,385,795	\$4,699,784	\$22,743,734	\$27,443,517	\$0	\$22,747,907	\$29,613	\$4,173	\$22,714,121	\$0

PROJECT DESCRIPTION/TEAM

Limits: Sand Lake Road at SR 434 & W. Lake Brantley

CIP Number: 01785147/02001728

Contract Number: CC-0559-15

Phase Work Order: 59

Commissioner District: 3

Phase (Primary): Design

Phase (Secondary): ROW

Referendum Exhibit: Exhibit B - Major Projects

Project Management Team:

County Project Mgr.: David Martin Jacobs

Consultant Project Mgr.: Brian Fuller Metric

CEI/Construction Mgr.: John Miller SCPW

Construction Contractor: TBD



PROJECT SCOPE

Two construction areas: First is a new Westbound thru/Right Turn Lane on Sand Lake Road, starting at the new slip lane at SR 434 and ends at Lake Brantley High school's west entrance. Second is addition of an Eastbound Right Turn Lane on Sand Lake Road into Forest City Elementary schools main entrance. Impact fee is from CIP # 02001728.

ACCOMPLISHMENTS

The 2 project areas were originally one design effort incorporated into one plan set, they were separated for bidding purposes but recombined back again with intent to bid as one construction contract in 2022.

ISSUES/RISKS/CHANGES

- ROW valuations for all parcels have been sent to property owners. Action Plan: Coordinate ROW acquisitions with County.

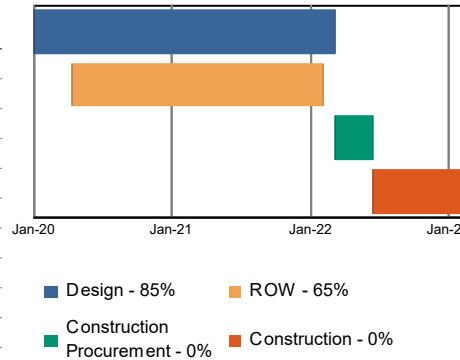
FUNDING AGENCY -- MANAGING AGENCY -- GRANT/AGCY

Design: 3rd Gen. - SCPW **Const.:** 3rd Gen. - SCPW

ROW: 3rd Gen. - SCPW **CEI:** 3rd Gen. - SCPW

SCHEDULE

Description	Current Start	Current Finish	Baseline Start	Baseline Finish
Issue NTP to PM	1/30/20	1/30/20	1/30/20	1/30/20
PE Begin - Kickoff Meeting (NTP)	2/12/20	2/12/20	2/12/20	2/12/20
ROW Phase Summary	5/11/20	3/4/22	5/11/20	3/4/22
Phase 2 Design	6/5/20	6/5/20	6/5/20	6/5/20
100% Plans Development	2/9/21	3/14/22	2/9/21	3/14/22
Production Date (Design Phase Completed)	3/28/22	3/28/22	3/28/22	3/28/22
Advertisement Date/Open Bids	5/25/22	7/5/22	5/25/22	7/5/22
PCD Contract Executed	7/13/22	7/13/22	7/13/22	7/13/22
Construction NTP	7/15/22	7/15/22	7/15/22	7/15/22
Construction Final Completion	4/10/23	4/10/23	4/10/23	4/10/23
Project Complete	12/18/23	12/18/23	12/18/23	12/18/23



PROGRESS SUMMARY

- 100% Plans submittal pending Right-of-Way acquisition.

FINANCIAL STATUS

Description	PROJECT TO DATE								CURRENT YEAR				FUTURE
	Total Investment Cost (TIC)	% Complete	Planned Value	Earned Value	Actual Cost (ACWP)	Estimate to Complete (ETC)	Estimate at Completion (EAC)	Variance at Completion	Current Year Budget FY2021-22	Open Encumbrance	Current Year Expenditures	Budget Balance	Budget Requirements
DESIGN	\$235,221	85%	\$210,995	\$199,938	\$220,773	\$14,448	\$235,221	\$0	\$0	\$14,448	\$13,776	(\$28,225)	\$28,225
ROW	\$38,972	65%	\$35,435	\$25,332	\$34,584	\$4,388	\$38,972	\$0	\$0	\$5,130	\$2,295	(\$7,425)	\$6,683
CONSTRUCTION	\$869,929	0%	\$0	\$0	\$869,929	\$0	\$869,929	\$0	\$899,057	\$0	\$0	\$899,057	(\$899,057)
CEI	\$59,763	0%	\$0	\$0	\$59,763	\$0	\$59,763	\$0	\$36,000	\$0	\$0	\$36,000	(\$36,000)
Total:	\$1,203,885	19%	\$246,430	\$225,270	\$1,185,049	\$18,836	\$1,203,885	\$0	\$935,057	\$19,578	\$16,071	\$899,407	(\$900,150)

PROJECT DESCRIPTION/TEAM

Limits: Central portion of Seminole County - Sunland Estates Subdivision surrounding Lake Dot

CIP Number: 02007122

Contract Number: PS-2826-20/GCM

Phase Work Order: TBD

Commissioner District: 2

Phase (Primary): Design

Phase (Secondary): Permitting

Referendum Exhibit: Exhibit C - Residential Subdivision Rehabilitation

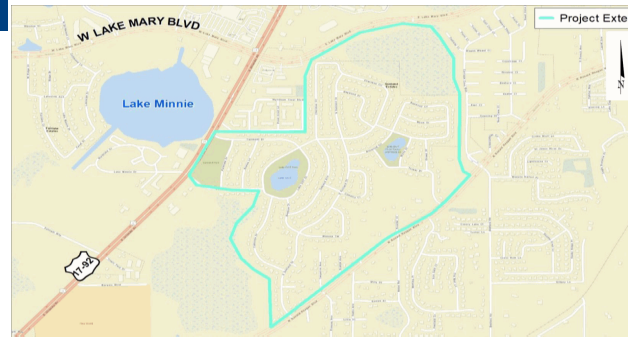
Project Management Team:

County Project Mgr.: David Martin SCPW

Consultant Project Mgr.: Steve Sommerfeldt Inwood

CEI/Construction Mgr.: TBD

Construction Contractor: TBD



PROJECT SCOPE

Drainage Improvement project to upgrade storm system level of service (LOS) and to improve water quality in portion of Sunland Estates neighborhood.

ACCOMPLISHMENTS

N/A

ISSUES/RISKS/CHANGES

- Proposed improvements too costly and will be disruptive to the residents.

PROGRESS SUMMARY

- This project is on hold for 1 year for observation period. PM to coordinate with Roads & Stormwater Division periodically to see if pipe cleaning resolved the flooding issue.

FUNDING AGENCY -- MANAGING AGENCY -- GRANT/AGCY

Design: 3rd Gen. - SCPW

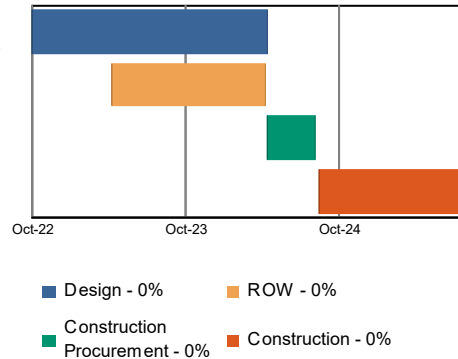
Const.: 3rd Gen. - SCPW

ROW: 3rd Gen. - SCPW

CEI: 3rd Gen. - SCPW

SCHEDULE

Description	Current Start	Current Finish	Baseline Start	Baseline Finish
Issue NTP to PM	8/2/21	8/2/21	8/2/21	8/2/21
Project Put On-Hold for 1-Year to Monitor Flooding	10/12/21	9/30/22	10/12/21	9/30/22
PE Begin - Kickoff Meeting (NTP)	10/3/22	10/3/22	10/3/22	10/3/22
30% Plans Development	10/3/22	1/3/23	10/3/22	1/3/23
60% Plans Development	1/4/23	4/13/23	1/4/23	4/13/23
90% Plans Development	4/14/23	4/20/23	4/14/23	4/20/23
ROW Phase Summary	4/14/23	4/12/24	4/14/23	4/12/24
100% Plans Development	7/27/23	9/7/23	7/27/23	9/7/23
Production Date (Design Phase Completed)	4/12/24	4/12/24	4/12/24	4/12/24
Advertisement Date/Open Bids	6/10/24	7/24/24	6/10/24	7/24/24
PCD Contract Executed	8/7/24	8/7/24	8/7/24	8/7/24
Construction NTP	8/21/24	8/21/24	8/21/24	8/21/24
Construction Final Completion	8/20/25	8/20/25	8/20/25	8/20/25
Project Complete	4/29/26	4/29/26	4/29/26	4/29/26



FINANCIAL STATUS

Description	PROJECT TO DATE								CURRENT YEAR			FUTURE	
	Total Investment Cost (TIC)	% Complete	Planned Value	Earned Value	Actual Cost (ACWP)	Estimate to Complete (ETC)	Estimate at Completion (EAC)	Variance at Completion	Current Year Budget FY2021-22	Open Encumbrance	Current Year Expenditures	Budget Balance	Budget Requirements
DESIGN	\$0	0%	\$0	\$0	\$0	\$0	\$0	\$0	\$0	\$0	\$0	\$0	\$0
ROW	\$0	0%	\$0	\$0	\$0	\$0	\$0	\$0	\$0	\$0	\$0	\$0	\$0
CONSTRUCTION	\$0	0%	\$0	\$0	\$0	\$0	\$0	\$0	\$0	\$0	\$0	\$0	\$0
Total:	\$0	0%	\$0	\$0	\$0	\$0	\$0	\$0	\$0	\$0	\$0	\$0	\$0

Project Summary Report

US 17-92 Ped Op Stairwells (Ramps)

Jan - 2022

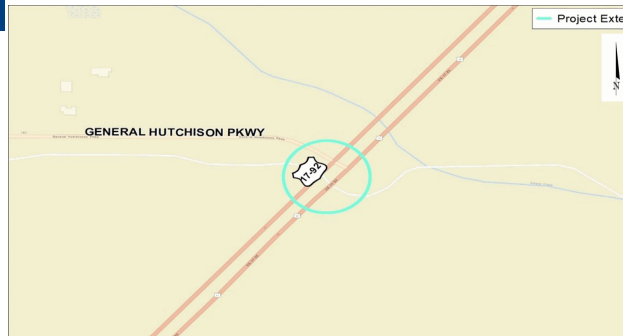
Work Mix: Trails

Monthly Report Date 17-February-2022

PROJECT DESCRIPTION/TEAM

Limits: Near General Hutchison Parkway

CIP Number: 00205750
 Contract Number: PS-0426-15
 Phase Work Order: 3
 Commissioner District: 2,4
 Phase (Primary): Design
 Phase (Secondary):
 Referendum Exhibit: Exhibit C - Trail



PROJECT SCOPE

To design and construct ADA Ramps instead of stairwell on each side of US 17/92 to connect to the Pedestrian Overpass.

ACCOMPLISHMENTS

- 90% Plans complete.

ISSUES/RISKS/CHANGES

Project Management Team:

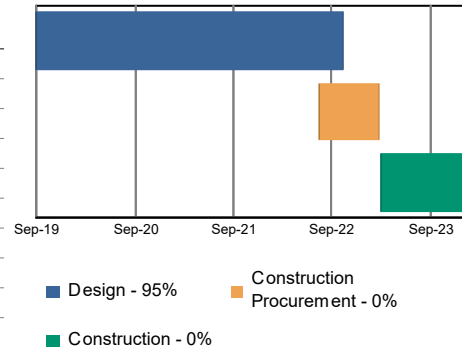
County Project Mgr.: David Martin SCPW
 Consultant Project Mgr.: Scott Seck Horizon
 CEI/Construction Mgr.: FDOT
 Construction Contractor: FDOT

FUNDING AGENCY -- MANAGING AGENCY -- GRANT/AGCY

Design: 2nd Gen. - SCPW Const.: 2nd Gen. - SCPW
 ROW: 2nd Gen. - SCPW CEI: 2nd Gen. - SCPW

SCHEDULE

Description	Current Start	Current Finish	Baseline Start	Baseline Finish
Issue NTP to PM	9/30/19	9/30/19	9/30/19	9/30/19
PE Begin - Kickoff Meeting (NTP) - Redesign	11/11/20	11/11/20	11/11/20	11/11/20
100% Plans Development	11/29/21	7/11/22	11/29/21	7/11/22
FDOT LAP	7/13/22	11/10/22	7/13/22	11/10/22
Production Date (Design Phase Completed)	7/12/22	7/12/22	7/12/22	7/12/22
Advertisement Date/Open Bids	10/20/22	11/30/22	10/20/22	11/30/22
PCD Contract Executed	3/24/23	3/24/23	3/24/23	3/24/23
Construction NTP	3/28/23	3/28/23	3/28/23	3/28/23
Construction Final Completion	3/18/24	3/18/24	3/18/24	3/18/24
Project Complete	11/25/24	11/25/24	11/25/24	11/25/24



PROGRESS SUMMARY

- Daft CEI Request for Proposals submitted to FDOT.
 - Currently working on permitting and mitigation agreement.

FINANCIAL STATUS

Description	PROJECT TO DATE								CURRENT YEAR			FUTURE	
	Total Investment Cost (TIC)	% Complete	Planned Value	Earned Value	Actual Cost (ACWP)	Estimate to Complete (ETC)	Estimate at Completion (EAC)	Variance at Completion	Current Year Budget FY2021-22	Open Encumbrance	Current Year Expenditures	Budget Balance	Budget Requirements
DESIGN	\$120,124	95%	\$81,180	\$114,118	\$165,386	\$31,381	\$196,767	(\$76,644)	\$10,330	\$31,381	\$0	(\$21,051)	\$21,051
CONSTRUCTION	\$900,000	0%	\$0	\$0	\$0	\$900,000	\$900,000	\$0	\$553,000	\$0	\$0	\$553,000	\$347,000
CEI	\$135,000	0%	\$0	\$0	\$0	\$135,000	\$135,000	\$0	\$77,000	\$0	\$0	\$77,000	\$58,000
Total:	\$1,155,124	10%	\$81,180	\$114,118	\$165,386	\$1,066,381	\$1,231,767	(\$76,644)	\$640,330	\$31,381	\$0	\$608,949	\$426,051

PROJECT DESCRIPTION/TEAM

Limits: From First Street to International Parkway

CIP Number: 02207083

Contract Number: TBD

Phase Work Order: TBD

Commissioner District: 5

Phase (Primary): Design

Phase (Secondary): N/A

Referendum Exhibit: Exhibit C - Minor Roadway & Safety

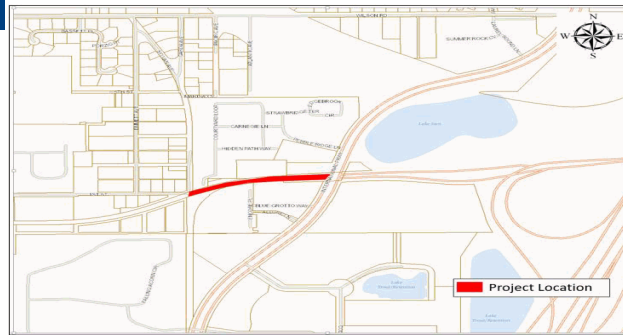
Project Management Team:

County Project Mgr.: Harold McKnight SCPW

Consultant Project Mgr.: SCPW

CEI/Construction Mgr.: TBD

Construction Contractor: TBD



PROJECT SCOPE

- The project is intend to construct a new road to connect the new Fire Station #39 at First St with International Parkway; only for the use of Emergency Vehicles.

ACCOMPLISHMENTS

N/A

ISSUES/RISKS/CHANGES

- No Issues

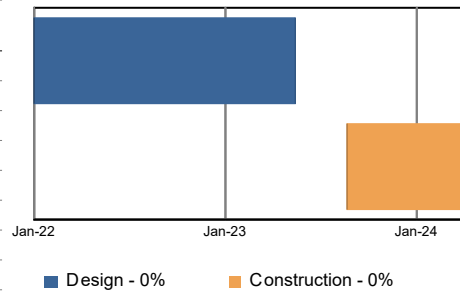
FUNDING AGENCY -- MANAGING AGENCY -- GRANT/AGCY

Design: 3rd Gen. - SCPW Const.: 3rd Gen. - SCPW

ROW: 2nd Gen. - SCPW CEI: 3rd Gen. - SCPW

SCHEDULE

Description	Current Start	Current Finish	Baseline Start	Baseline Finish
Issue NTP to PM	10/1/21	10/1/21	10/1/21	10/1/21
PE Begin - Kickoff Meeting (NTP)	1/25/22	1/25/22	1/25/22	1/25/22
Design Survey	3/21/22	5/13/22	3/21/22	5/13/22
60% Plans Development	5/16/22	8/24/22	5/16/22	8/24/22
90% Plans Development	8/25/22	12/6/22	8/25/22	12/6/22
100% Plans Development	12/7/22	12/13/22	12/7/22	12/13/22
Production Date (Design Phase Completed)	5/16/23	5/16/23	5/16/23	5/16/23
Advertisement Date/Open Bids	7/13/23	8/23/23	7/13/23	8/23/23
PCD Contract Executed	8/31/23	8/31/23	8/31/23	8/31/23
Construction NTP	9/4/23	9/4/23	9/4/23	9/4/23
Construction Final Completion	4/29/24	4/29/24	4/29/24	4/29/24
Project Complete	1/6/25	1/6/25	1/6/25	1/6/25



PROGRESS SUMMARY

- Assessment meeting with upper management was held on 11-16-21, additional layout and typical section was requested to check if proposed access can be added to the design.
- Project assigned to in-house design on 31-Dec-21.
- Requested Fee Estimate for Survey (Southeastern). 11-Jan-22
- CSR submitted for Survey (Southeastern). 19-Jan-22
- Revised Survey Limits, Resubmitted Fee Estimate to Southeastern. 28-Jan-22

FINANCIAL STATUS

Description	PROJECT TO DATE								CURRENT YEAR			FUTURE	
	Total Investment Cost (TIC)	% Complete	Planned Value	Earned Value	Actual Cost (ACWP)	Estimate to Complete (ETC)	Estimate at Completion (EAC)	Variance at Completion	Current Year Budget FY2021-22	Open Encumbrance	Current Year Expenditures	Budget Balance	Budget Requirements
DESIGN	\$0	0%	\$0	\$0	\$0	\$0	\$0	\$0	\$210,000	\$0	\$0	\$210,000	(\$210,000)
ROW	\$38,500	0%	\$0	\$0	\$0	\$0	\$38,500	\$38,500	\$38,500	\$0	\$0	\$38,500	(\$38,500)
CONSTRUCTION	\$1,400,500	0%	\$0	\$0	\$0	\$1,400,500	\$1,400,500	\$0	\$1,400,500	\$0	\$0	\$1,400,500	\$0
CEI	\$168,000	0%	\$0	\$0	\$0	\$168,000	\$168,000	\$0	\$168,000	\$0	\$0	\$168,000	\$0
Total:	\$1,607,000	0%	\$0	\$0	\$0	\$1,568,500	\$1,568,500	\$38,500	\$1,817,000	\$0	\$0	\$1,817,000	(\$248,500)

Monthly Report Date 17-February-2022

PROJECT DESCRIPTION/TEAM

Limits: North of SR 46 at the intersection of N. Oregon Avenue and Grassendale Terrace

CIP Number: 01785572

Contract Number: N/A

Phase Work Order: N/A

Commissioner District: 5

Phase (Primary): Design

Phase (Secondary): Permitting

Referendum Exhibit: Exhibit C - Minor Roadway & Safety

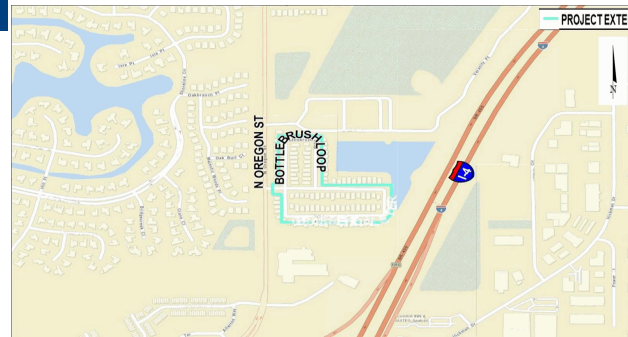
Project Management Team:

County Project Mgr.: Harold McKnight SCPW

Consultant Project Mgr.: SCPW

CEI/Construction Mgr.: Stephen Thomas SCPW

Construction Contractor: TBD



PROJECT SCOPE

Install underdrains to alleviate flooding and pavement failure.

ACCOMPLISHMENTS

- 60% Plans complete.

ISSUES/RISKS/CHANGES

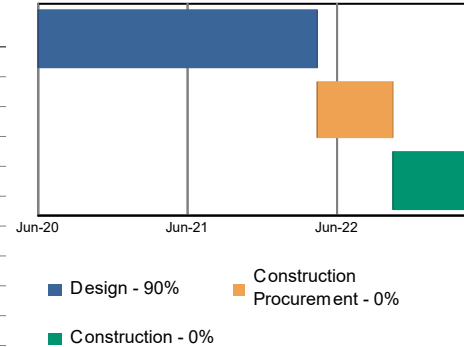
- No Issues

FUNDING AGENCY -- MANAGING AGENCY -- GRANT/AGCY

Design: 3rd Gen. - SCPW **Const.:** 3rd Gen. - SCPW
ROW: 3rd Gen. - SCPW **CEI:** 3rd Gen. - SCPW

SCHEDULE

Description	Current Start	Current Finish	Baseline Start	Baseline Finish
Issue NTP to PM	6/24/20	6/24/20	6/24/20	6/24/20
PE Begin - Kickoff Meeting (NTP)	6/24/20	6/24/20	6/24/20	6/24/20
60% Plans Development	6/24/20	8/18/21	6/24/20	8/17/21
90% Plans Development	8/18/21	12/14/21	8/18/21	12/14/21
100% Plans Development	12/14/21	5/2/22	12/14/21	5/2/22
Production Date (Design Phase Completed)	5/2/22	5/2/22	5/2/22	5/2/22
Advertisement Date/Open Bids	6/29/22	11/1/22	6/29/22	11/1/22
PCD Contract Executed	11/8/22	11/8/22	11/8/22	11/8/22
Construction NTP	11/10/22	11/10/22	11/10/22	11/10/22
Construction Final Completion	6/7/23	6/7/23	6/7/23	6/7/23
Project Complete	2/14/24	2/14/24	2/14/24	2/14/24



PROGRESS SUMMARY

- Received notification from SJWMD requesting Permit Modification on 11-Nov-21.
- Submitted 90% Plans for review 7-Dec-21.
- Requested Scope and Fee Estimate from JMT for Permit Modification on 7-Dec-21.
- Received Fee Proposal from JMT. 20-Jan-22
- Reviewed Fee Proposal and provided comments to JMT. 27-Jan-22

NOTES: This is a Minor Roadway and Safety project. Financial Status for this project is depending on Administrative Baseline changes.

FINANCIAL STATUS

Description	PROJECT TO DATE								CURRENT YEAR			FUTURE	
	Total Investment Cost (TIC)	% Complete	Planned Value	Earned Value	Actual Cost (ACWP)	Estimate to Complete (ETC)	Estimate at Completion (EAC)	Variance at Completion	Current Year Budget FY2021-22	Open Encumbrance	Current Year Expenditures	Budget Balance	Budget Requirements
PROF SVCS	\$23,729	90%	\$19,313	\$21,356	\$23,729	\$0	\$23,729	\$0	\$0	\$0	\$0	\$0	\$23,729
DESIGN	\$1	90%	\$1	\$1	\$0	\$0	\$0	\$1	\$0	\$0	\$0	\$0	\$0
CONSTRUCTION	\$715,750	0%	\$0	\$0	\$0	\$715,750	\$715,750	\$0	\$0	\$0	\$0	\$0	\$715,750
CEI	\$143,150	0%	\$0	\$0	\$0	\$143,150	\$143,150	\$0	\$0	\$0	\$0	\$0	\$143,150
Total:	\$882,630	2%	\$19,314	\$21,357	\$23,729	\$858,900	\$882,629	\$1	\$0	\$0	\$0	\$0	\$882,629

Monthly Report Date 17-February-2022

PROJECT DESCRIPTION/TEAM

Limits: Spring Valley Loop starting at Spring Chase Circle

CIP Number: 02107073

Contract Number: N/A

Phase Work Order: N/A

Commissioner District: 3

Phase (Primary): Design

Phase (Secondary): Permitting

Referendum Exhibit: Exhibit C - Stormwater and Water Quality

Project Management Team:

County Project Mgr.: Harold McKnight SCPW

Consultant Project Mgr.: SCPW

CEI/Construction Mgr.: Ron Ramos SCPW

Construction Contractor: TBD



PROJECT SCOPE

Proposed underdrain (1,481 LF +/-) on Spring Valley Loop to eliminate groundwater seepage and alleviate streets flooding and prevent roadway pavement failure.

ACCOMPLISHMENTS

- Production package complete.

ISSUES/RISKS/CHANGES

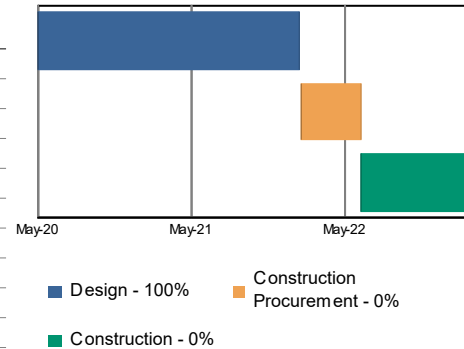
- No Issues.

FUNDING AGENCY -- MANAGING AGENCY -- GRANT/AGCY

Design: 3rd Gen. - SCPW **Const.:** 3rd Gen. - SCPW
ROW: 3rd Gen. - SCPW **CEI:** 3rd Gen. - SCPW

SCHEDULE

Description	Current Start	Current Finish	Baseline Start	Baseline Finish
Issue NTP to PM	10/1/19	10/1/19	10/1/19	10/1/19
PE Begin - Kickoff Meeting (NTP)	5/15/20	5/15/20	5/15/20	5/15/20
60% Plans Development	3/2/21	10/20/21	3/2/21	10/20/21
90% Plans Development	10/20/21	12/21/21	10/20/21	12/21/21
100% Plans Development	12/21/21	1/20/22	12/21/21	1/20/22
Public Meeting #1 (Flyers)	1/7/22	1/7/22	1/13/22	1/13/22
Production Date (Design Phase Completed)	1/20/22	1/20/22	1/20/22	1/20/22
Advertisement Date/Open Bids	3/21/22	6/10/22	3/21/22	6/10/22
PCD Contract Executed	6/20/22	6/20/22	6/20/22	6/20/22
Construction NTP	7/1/22	7/1/22	7/1/22	7/1/22
Construction Final Completion	3/27/23	3/27/23	3/27/23	3/27/23
Project Complete	12/4/23	12/4/23	12/4/23	12/4/23



PROGRESS SUMMARY

- Submitted Plans to Utilities for review and markups. (10/25/21)
- Submitted Plans to SJWMD for permit determination (10/28/21)
- Submitted 90% Plans for review (12/7/21)
- 90% Plans review completed. (1-4-22)
- Utilities Coordination and Permit Completed. (1-18-22)
- Production Plans and Bid Documents submitted.

FINANCIAL STATUS

Description	PROJECT TO DATE								CURRENT YEAR			FUTURE	
	Total Investment Cost (TIC)	% Complete	Planned Value	Earned Value	Actual Cost (ACWP)	Estimate to Complete (ETC)	Estimate at Completion (EAC)	Variance at Completion	Current Year Budget FY2021-22	Open Encumbrance	Current Year Expenditures	Budget Balance	Budget Requirements
PROF SVCS	\$13,034	100%	\$13,034	\$13,034	\$13,034	\$0	\$13,034	\$0	\$0	\$0	\$0	\$0	\$0
DESIGN	\$1	100%	\$1	\$1	\$100	\$0	\$100	(\$99)	\$0	\$0	\$100	(\$100)	\$100
ROW	\$1	0%	\$0	\$0	\$0	\$0	\$0	\$1	\$0	\$0	\$0	\$0	\$0
CONSTRUCTION	\$287,025	0%	\$0	\$0	\$0	\$287,025	\$287,025	\$0	\$336,966	\$0	\$0	\$336,966	(\$49,941)
CEI	\$57,405	0%	\$0	\$0	\$0	\$57,405	\$57,405	\$0	\$35,000	\$0	\$0	\$35,000	\$22,405
Total:	\$357,466	4%	\$13,035	\$13,035	\$13,134	\$344,430	\$357,564	(\$98)	\$371,966	\$0	\$100	\$371,866	(\$27,436)

Monthly Report Date 17-February-2022

PROJECT DESCRIPTION/TEAM

Limits: Penelope Dr north of Hickory Tree Rd to EE
Williamson Rd

CIP Number: 02207097

Contract Number: PS-3277-20

Phase Work Order:

Commissioner District: 4

Phase (Primary): Design

Phase (Secondary):

Referendum Exhibit: Exhibit C - Stormwater and Water Quality

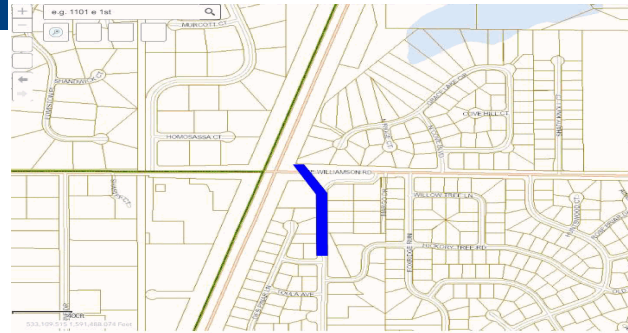
Project Management Team:

County Project Mgr.: Harold McKnight SCPW

Consultant Project Mgr.: SCPW

CEI/Construction Mgr.: TBD

Construction Contractor: TBD



PROJECT SCOPE

- Remove and replace culverts at appropriate invert elevations.
- Add 2 new inlets and associated piping
- Clean open ditch and provide debris collection prior to FDOT inlet

ACCOMPLISHMENTS

- None.

ISSUES/RISKS/CHANGES

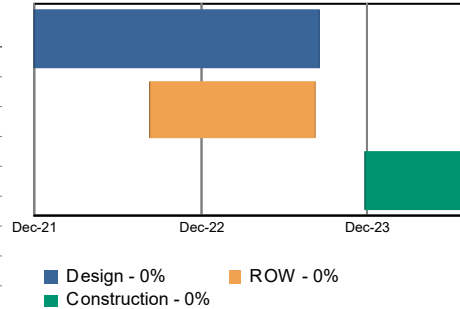
- No issues.

FUNDING AGENCY -- MANAGING AGENCY -- GRANT/AGCY

Design: 3rd Gen. - SCPW **Const.:** 3rd Gen. - SCPW
ROW: 3rd Gen. - SCPW **CEI:** 3rd Gen. - SCPW

SCHEDULE

Description	Current Start	Current Finish	Baseline Start	Baseline Finish
Issue NTP to PM	10/1/21	10/1/21	10/1/21	10/1/21
PE Begin - Kickoff Meeting (NTP)	12/21/21	12/21/21	12/21/21	12/21/21
60% Plans Development	5/23/22	8/29/22	5/23/22	8/29/22
90% Plans Development	8/30/22	12/9/22	8/30/22	12/9/22
ROW Phase Summary	8/31/22	8/30/23	8/31/22	8/30/23
100% Plans Development	12/12/22	3/20/23	12/12/22	3/20/23
Production Date (Design Phase Completed)	8/30/23	8/30/23	8/30/23	8/30/23
Advertisement Date/Open Bids	10/27/23	12/7/23	10/27/23	12/7/23
PCD Contract Executed	12/15/23	12/15/23	12/15/23	12/15/23
Construction NTP	12/19/23	12/19/23	12/19/23	12/19/23
Construction Final Completion	8/12/24	8/12/24	8/12/24	8/12/24
Project Complete	4/21/25	4/21/25	4/21/25	4/21/25



PROGRESS SUMMARY

- Site visit with County Leadership. 4-Oct-21
- Scope revision identified. 5-Oct-21
- Technical Scope completed. 19-Nov-21
- Scope was reduced down and now is an In-House project. 12-Dec-21
- Received Survey Scope and Fee proposal (Southeastern) 13-Jan-21
- CSR Survey was requested and being processed. 18-Jan-21

FINANCIAL STATUS

Description	PROJECT TO DATE								CURRENT YEAR			FUTURE	
	Total Investment Cost (TIC)	% Complete	Planned Value	Earned Value	Actual Cost (ACWP)	Estimate to Complete (ETC)	Estimate at Completion (EAC)	Variance at Completion	Current Year Budget FY2021-22	Open Encumbrance	Current Year Expenditures	Budget Balance	Budget Requirements
DESIGN	\$0	0%	\$0	\$0	\$0	\$0	\$0	\$0	\$0	\$0	\$0	\$0	\$0
CONSTRUCTION	\$360,000	0%	\$0	\$0	\$0	\$360,000	\$360,000	\$0	\$360,000	\$0	\$0	\$360,000	\$0
CEI	\$0	0%	\$0	\$0	\$0	\$0	\$0	\$0	\$0	\$0	\$0	\$0	\$0
Total:	\$360,000	0%	\$0	\$0	\$0	\$360,000	\$360,000	\$0	\$360,000	\$0	\$0	\$360,000	\$0

PROJECT DESCRIPTION/TEAM

Limits: From US 17-92 to the proposed connection to College Drive (100% Construction Plans) / From connection to College Drive to County Home Road (30% Construction Plans).

CIP Number: 00265503

Contract Number: PS-0009-15

Phase Work Order: 4

Commissioner District: 4

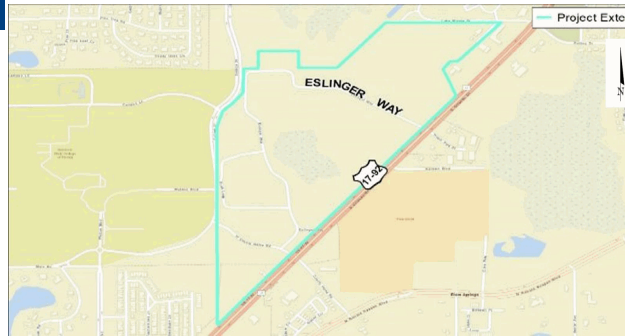
Phase (Primary): Design

Phase (Secondary): Permitting

Referendum Exhibit: Exhibit B - Major Projects

Project Management Team:

County Project Mgr.: Jeff Sloman SCPW
 Consultant Project Mgr.: Fursan Munjed Pegasus
 CEI/Construction Mgr.: TBD
 Construction Contractor: TBD



PROJECT SCOPE

5 Points Campus Development Phase 01: Central Boulevard Improvements. This project will reconstruct the northern portion of Central Boulevard & design conceptual plans for the remainder.

ACCOMPLISHMENTS

- N/A

ISSUES/RISKS/CHANGES

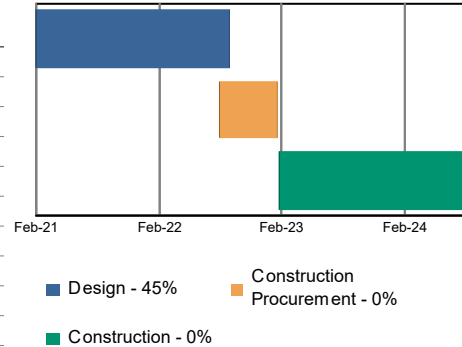
- No Issues.

FUNDING AGENCY -- MANAGING AGENCY -- GRANT/AGCY

Design: 2nd Gen. - SCPW **Const.:** 2nd Gen. - SCPW
ROW: 2nd Gen. - SCPW **CEI:** 2nd Gen. - SCPW

SCHEDULE

Description	Current Start	Current Finish	Baseline Start	Baseline Finish
PE Begin - Kickoff Meeting (NTP)	2/24/21	2/24/21	2/24/21	2/24/21
30% Plans Development (Phase 1)	2/24/21	9/30/21	2/24/21	9/30/21
Preliminary Design (Phase 2)	2/24/21	4/15/22	2/24/21	4/15/22
30% Plans Development (Phase 2)	4/18/22	9/20/22	4/18/22	9/20/22
Production Date (Design Phase Completed) Phase 1	7/26/22	7/26/22	7/26/22	7/26/22
Advertisement Date/Open Bids (Phase 1)	9/5/22	11/7/22	9/5/22	11/7/22
Production Date (Design Phase Completed) Phase 2	9/20/22	9/20/22	9/20/22	9/20/22
PCD Contract Executed	2/14/23	2/14/23	2/14/23	2/14/23
Construction NTP	2/16/23	2/16/23	2/16/23	2/16/23
Construction Final Completion	9/27/24	9/27/24	9/27/24	9/27/24
Project Complete	6/6/25	6/6/25	6/6/25	6/6/25



PROGRESS SUMMARY

-Proceeding to 60% plans based on direction provided. Expected March 2022.
 -CSR Request for Fiber Optic design being reviewed

FINANCIAL STATUS

Description	PROJECT TO DATE								CURRENT YEAR			FUTURE	
	Total Investment Cost (TIC)	% Complete	Planned Value	Earned Value	Actual Cost (ACWP)	Estimate to Complete (ETC)	Estimate at Completion (EAC)	Variance at Completion	Current Year Budget FY2021-22	Open Encumbrance	Current Year Expenditures	Budget Balance	Budget Requirements
DESIGN	\$823,864	45%	\$387,136	\$370,739	\$277,809	\$546,054	\$823,864	\$0	\$0	\$0	\$0	\$0	\$546,054
ROW	\$4,550	0%	\$0	\$0	\$0	\$4,550	\$4,550	\$0	\$0	\$0	\$0	\$0	\$4,550
CONSTRUCTION	\$7,000,000	0%	\$0	\$0	\$0	\$7,000,000	\$7,000,000	\$0	\$2,563,026	\$353,917	\$0	\$2,209,109	\$4,436,974
CEI	\$14,805	0%	\$0	\$0	\$0	\$14,805	\$14,805	\$0	\$0	\$0	\$0	\$0	\$14,805
Total:	\$7,843,218	5%	\$387,136	\$370,739	\$277,809	\$7,565,409	\$7,843,218	\$0	\$2,563,026	\$353,917	\$0	\$2,209,109	\$5,002,383

PROJECT DESCRIPTION/TEAM

Limits: Southeastern portion of Seminole Co.- Big Econ Drainage Basin (45 sq. mi.) and Little Econ Basin (11 sq. mi.)

CIP Number: 01785335

Contract Number: PS-3505-21

Phase Work Order: TBD

Commissioner District: 1,2

Phase (Primary): Study

Phase (Secondary):

Referendum Exhibit: Exhibit C - Stormwater and Water Quality

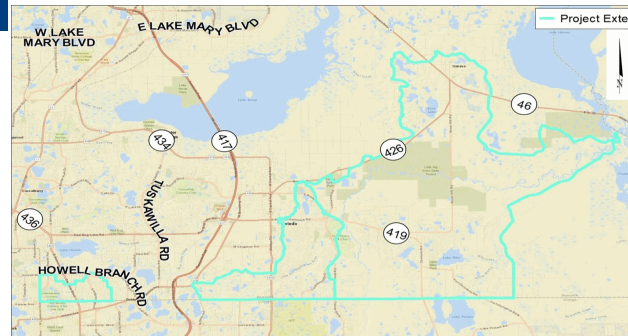
Project Management Team:

County Project Mgr.: Jeff Sloman SCPW

Consultant Project Mgr.: Steve Sommerfeldt Inwood

CEI/Construction Mgr.: N/A

Construction Contractor: N/A



PROJECT SCOPE

Stormwater Basin Study for 45 sq. mi. Big Econ and 11 sq. mi. Little Econ. Provide stormwater report with existing conditions analysis, recommended alternatives, and cost estimates to alleviate flooding for Fox Run and Winter Woods Subdivision.

ACCOMPLISHMENTS

- Project started.
- Public Meeting venue reserved for 9-Mar-22 meeting.

ISSUES/RISKS/CHANGES

- No Issues


FUNDING AGENCY -- MANAGING AGENCY -- GRANT/AGCY

Design: 3rd Gen. - SCPW Const.: 3rd Gen. - SCPW

ROW: 3rd Gen. - SCPW CEI: 3rd Gen. - SCPW

SCHEDULE

Description	Current Start	Current Finish	Baseline Start	Baseline Finish
Issue NTP to PM	10/30/20	10/30/20	10/30/20	10/30/20
Study Phase Begins/Kickoff Meeting (NTP)	11/2/21	11/2/21	11/2/21	11/2/21
Data Collection	11/10/21	8/2/22	11/10/21	7/4/22
Public Meeting #1	8/3/22	8/3/22	7/5/22	7/5/22
Public Meeting #2	8/4/22	8/4/22	8/4/22	8/4/22
BCC Workshop For Approval	12/2/22	12/2/22	12/2/22	12/2/22
Receive LOMR Approval Letter From FEMA	9/15/23	9/15/23	9/15/23	9/15/23
Project Complete	5/24/24	5/24/24	5/24/24	5/24/24



Nov-21 Mar-22 Jul-22 Nov-22 Mar-23 Jul-23

- New
- Planning - 5%
- New
- New

PROGRESS SUMMARY

- Basin Study proceeding
- 1st Draft of Public Meeting flyer and Webpage sent by Inwood 7-Jan-22.
- 2nd Draft of Public Meeting flyer and Webpage sent by Inwood 27-Jan-22.
- 1st Public Meeting (hybrid) scheduled for 9-Mar-22.

FINANCIAL STATUS

Description	PROJECT TO DATE								CURRENT YEAR			FUTURE	
	Total Investment Cost (TIC)	% Complete	Planned Value	Earned Value	Actual Cost (ACWP)	Estimate to Complete (ETC)	Estimate at Completion (EAC)	Variance at Completion	Current Year Budget FY2021-22	Open Encumbrance	Current Year Expenditures	Budget Balance	Budget Requirements
PROF SVCS	\$1,306,844	5%	\$128,419	\$69,008	\$47,144	\$1,259,700	\$1,306,844	\$0	\$1,350,307	\$1,260,835	\$47,144	\$42,328	(\$43,463)
DESIGN	\$61,221	0%	\$0	\$0	\$61,221	\$0	\$61,221	\$0	\$0	\$0	\$0	\$0	\$0
ROW	\$0	0%	\$0	\$0	\$0	\$0	\$0	\$0	\$0	\$0	\$0	\$0	\$0
CONSTRUCTION	\$0	0%	\$0	\$0	\$0	\$0	\$0	\$0	\$0	\$0	\$0	\$0	\$0
Total:	\$1,368,065	5%	\$128,419	\$69,008	\$108,365	\$1,259,700	\$1,368,065	\$0	\$1,350,307	\$1,260,835	\$47,144	\$42,328	(\$43,463)

Monthly Report Date 17-February-2022

PROJECT DESCRIPTION/TEAM

Limits: 350 ft. East of Durango Way To McNorton Road
(0.5 miles)

CIP Number: 02007092/02007158

Contract Number: PS-2225-19/RTB

Phase Work Order: 1

Commissioner District: 3

Phase (Primary): Design

Phase (Secondary): ROW

Referendum Exhibit: Exhibit C - Stormwater and Water Quality

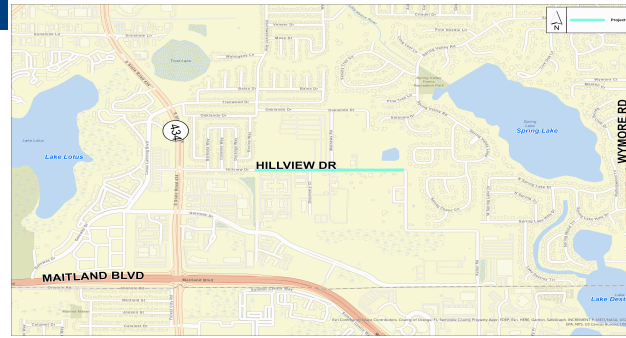
Project Management Team:

County Project Mgr.: Jeff Sloman SCPW

Consultant Project Mgr.: Mathew Taylor Atkins

CEI/Construction Mgr.: Ron Ramos + ETM

Construction Contractor: TBD



PROJECT SCOPE

0.5 mile of roadway safety and drainage improvements along Hillview Drive with new curb & gutter, storm sewer system and off-site wet detention pond.

ACCOMPLISHMENTS

- Easements acquired.

ISSUES/RISKS/CHANGES

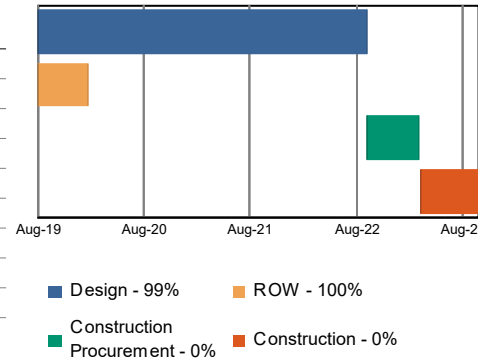
- FDEM Reviewing Process: FDEM currently reviewing Phase I Design submittal for Phase II construction grant. Design Review process can take between 5 to 14 months to complete.

FUNDING AGENCY -- MANAGING AGENCY -- GRANT/AGCY

Design: 3rd Gen. - SCPW **Const.:** 3rd Gen. - SCPW
ROW: 3rd Gen. - SCPW **CEI:** 3rd Gen. - SCPW

SCHEDULE

Description	Current Start	Current Finish	Baseline Start	Baseline Finish
Issue NTP to PM	8/15/19	8/15/19	8/15/19	8/15/19
PE Begin - Kickoff Meeting (NTP)	8/21/19	8/21/19	8/21/19	8/21/19
ROW Phase Summary	8/22/19	2/12/20	8/22/19	2/12/20
Production Date (Design Phase Completed)	8/25/22	8/25/22	8/25/22	8/25/22
Advertisement Date/Open Bids	11/17/22	3/20/23	11/17/22	3/20/23
PCD Contract Executed	3/28/23	3/28/23	3/28/23	3/28/23
Construction NTP	3/30/23	3/30/23	3/30/23	3/30/23
Construction Final Completion	10/17/23	10/17/23	10/17/23	10/17/23
Project Complete	6/25/24	6/25/24	6/25/24	6/25/24



PROGRESS SUMMARY

- Waiting for FEMA / FDEM Approval.
- Bid package being assembled but will not be sent to Purchasing until formal approval of HMGP funding from FDEM / FEMA.
- Meeting with FDEM & FEMA held on 25-Jan-22 to discuss Scope and Fee for Cultural Resource Assessment (CRAS) requested by FEMA.
- CSR Request for CRAS made 27-Jan-22.

FINANCIAL STATUS

Description	PROJECT TO DATE								CURRENT YEAR				FUTURE
	Total Investment Cost (TIC)	% Complete	Planned Value	Earned Value	Actual Cost (ACWP)	Estimate to Complete (ETC)	Estimate at Completion (EAC)	Variance at Completion	Current Year Budget FY2021-22	Open Encumbrance	Current Year Expenditures	Budget Balance	Budget Requirements
PROF SVCS	\$17,108	0%	\$0	\$0	\$4,583	\$12,525	\$17,108	\$0	\$0	\$12,525	\$4,583	(\$17,108)	\$17,108
DESIGN	\$278,606	99%	\$215,640	\$275,820	\$278,606	\$0	\$278,606	\$0	\$614,743	\$1,581	\$0	\$613,162	(\$614,743)
ROW	\$408,809	100%	\$408,809	\$408,809	\$407,759	\$1,050	\$408,809	\$0	\$662,013	\$1,050	\$0	\$660,963	(\$660,962)
CONSTRUCTION	\$3,600,075	0%	\$0	\$0	\$452,841	\$3,147,234	\$3,600,075	\$0	\$1,427,765	\$12,159	\$0	\$1,415,606	\$1,719,469
CEI	\$448,927	0%	\$0	\$0	\$0	\$448,927	\$448,927	\$0	\$0	\$0	\$0	\$0	\$448,927
OTHER	\$0	0%	\$0	\$0	\$0	\$0	\$0	\$0	\$29,961	\$0	\$0	\$29,961	(\$29,961)
Total:	\$4,753,526	14%	\$624,449	\$684,629	\$1,143,789	\$3,609,737	\$4,753,526	\$0	\$2,734,481	\$27,314	\$4,583	\$2,702,583	\$879,839

Monthly Report Date 17-February-2022

PROJECT DESCRIPTION/TEAM

Limits: Spartan Drive and Birchwood & Cedarwood Drive Intersection on West Side of Lake of The Woods

CIP Number: 02007098/02107084

Contract Number: PS-0121-15/RTB

Phase Work Order: 6

Commissioner District: 4

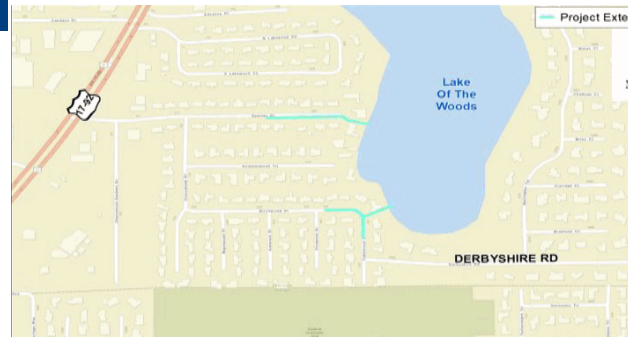
Phase (Primary): Construction

Phase (Secondary): N/A

Referendum Exhibit: Exhibit C - Stormwater and Water Quality

Project Management Team:

County Project Mgr.: Jeff Sloman SCPW
 Consultant Project Mgr.: John Minton DRMP
 CEI/Construction Mgr.: Sam Moussa SCPW
 Construction Contractor: Central Florida Env. Corp.



PROJECT SCOPE

Baffle boxes at two locations to help improve water quality TMDL within Lake Jesup Basin and storm collection system to alleviate flooding at Spartan Drive and Birchwood and Cedarwood Drive intersection.

ACCOMPLISHMENTS

- Construction initiated

ISSUES/RISKS/CHANGES

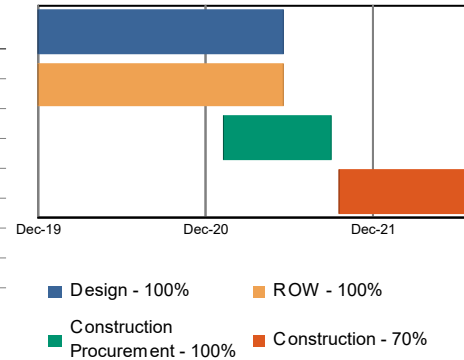
- No response from owner on Lakewood Circle regarding construction at that location after letters and phone calls.
 - Based on the lack of response from owner on Lakewood Circle, the Spartan Drive Baffle Box construction will most likely be finished before

FUNDING AGENCY -- MANAGING AGENCY -- GRANT/AGCY

Design: 3rd Gen. - SCPW **Const.:** 3rd Gen. - SCPW
ROW: 3rd Gen. - SCPW **CEI:** 3rd Gen. - SCPW

SCHEDULE

Description	Current Start	Current Finish	Baseline Start	Baseline Finish
Issue NTP to PM	11/14/19	11/14/19	11/14/19	11/14/19
PE Begin - Kickoff Meeting (NTP)	12/13/19	12/13/19	12/13/19	12/13/19
Production Date (Design Phase Completed)	6/2/21	6/2/21	6/2/21	6/2/21
Advertisement Date/Open Bids	6/25/21	8/10/21	6/25/21	8/10/21
PCD Contract Executed	9/15/21	9/15/21	9/15/21	9/15/21
Construction NTP	9/30/21	9/30/21	10/1/21	10/1/21
Construction Final Completion	8/2/22	8/2/22	8/2/22	8/2/22
Project Complete	4/11/23	4/11/23	4/11/23	4/11/23



PROGRESS SUMMARY

- Construction proceeding on Spartan Drive Baffle Box
 - 100% ROW is only for the baffle box at Spartan Drive location (under construction). ROW remains 0% at South Lakewood (design not yet initiated).
 - Response from owner on South Lakewood Circle

FINANCIAL STATUS

Description	PROJECT TO DATE								CURRENT YEAR			FUTURE	
	Total Investment Cost (TIC)	% Complete	Planned Value	Earned Value	Actual Cost (ACWP)	Estimate to Complete (ETC)	Estimate at Completion (EAC)	Variance at Completion	Current Year Budget FY2021-22	Open Encumbrance	Current Year Expenditures	Budget Balance	Budget Requirements
DESIGN	\$125,060	100%	\$125,060	\$125,060	\$82,686	\$42,375	\$125,060	\$0	\$0	\$11,651	\$1,396	(\$13,047)	\$43,771
ROW	\$150	100%	\$150	\$150	\$150	\$0	\$150	\$0	\$0	\$0	\$0	\$0	\$0
CONSTRUCTION	\$358,828	70%	\$102,180	\$251,180	\$0	\$358,828	\$358,828	\$0	\$220,678	\$0	\$0	\$220,678	\$138,151
CEI	\$1	70%	\$1	\$1	\$0	\$0	\$0	\$1	\$22,883	\$0	\$0	\$22,883	(\$22,883)
Total:	\$484,040	78%	\$227,390	\$376,390	\$82,836	\$401,203	\$484,039	\$1	\$243,560	\$11,651	\$1,396	\$230,513	\$159,039

Project Summary Report

Markham Rd & Lk Markham Rd Drainage Imp

Work Mix: Drainage Improvements

Jan - 2022

Monthly Report Date 17-February-2022

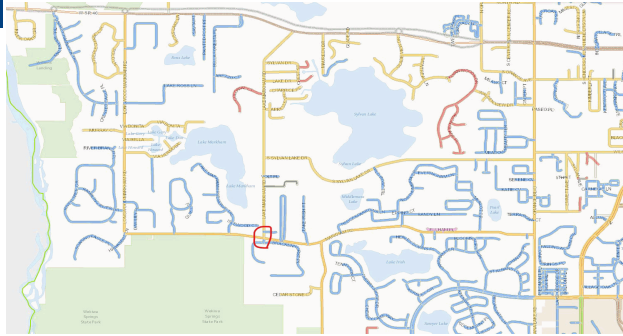
PROJECT DESCRIPTION/TEAM

Limits: Intersection of Lake Markham Rd and Markham Rd.

CIP Number: TBD
 Contract Number: TBD
 Phase Work Order: TBD
 Commissioner District: 5
 Phase (Primary): Design
 Phase (Secondary): N/A
 Referendum Exhibit: Exhibit C - Stormwater and Water Quality

Project Management Team:

County Project Mgr.: Jeff Sloman SCPW
 Consultant Project Mgr.: SCPW
 CEI/Construction Mgr.: TBD
 Construction Contractor: TBD



PROJECT SCOPE

At the intersection of Lake Markham Rd and Markham Rd, extend the drainage pipe and provide inlets at low points where flooding occurs, connect to the existing 15-inch diameter pipe that brings the stormwater runoff to the outfall. Also, construct side drain to maintain flow from soccer fields and from the high point north of the intersection.

ACCOMPLISHMENTS

N/A

ISSUES/RISKS/CHANGES

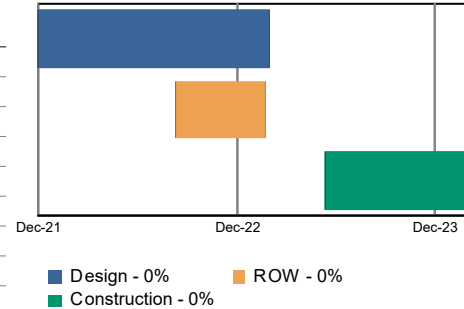
No Issues

FUNDING AGENCY -- MANAGING AGENCY -- GRANT/AGCY

Design: 3rd Gen. - SCPW Const.: 3rd Gen. - SCPW
 ROW: 3rd Gen. - SCPW CEI: 3rd Gen. - SCPW

SCHEDULE

Description	Current Start	Current Finish	Baseline Start	Baseline Finish
Issue NTP to PM	10/1/21	10/1/21	10/1/21	10/1/21
PE Begin - Kickoff Meeting (NTP)	12/22/21	12/22/21	12/22/21	12/22/21
60% Plans Development	4/12/22	7/13/22	4/12/22	7/13/22
100% Plans Development	7/14/22	8/25/22	7/14/22	8/25/22
ROW Phase Summary	9/1/22	2/14/23	9/1/22	2/14/23
Production Date (Design Phase Completed)	2/14/23	2/14/23	2/14/23	2/14/23
Advertisement Date/Open Bids	4/13/23	5/24/23	4/13/23	5/24/23
PCD Contract Executed	6/1/23	6/1/23	6/1/23	6/1/23
Construction NTP	6/5/23	6/5/23	6/5/23	6/5/23
Construction Final Completion	3/11/24	3/11/24	3/11/24	3/11/24
Project Complete	11/18/24	11/18/24	11/18/24	11/18/24



PROGRESS SUMMARY

- In-House Project
- CSR entered into JD Edwards 18-Jan-22, waiting from PO from Purch.
- Multiple attempts made to SJRWMD to schedule pre-application meeting. No response as of yet.

FINANCIAL STATUS

Description	PROJECT TO DATE								CURRENT YEAR			FUTURE	
	Total Investment Cost (TIC)	% Complete	Planned Value	Earned Value	Actual Cost (ACWP)	Estimate to Complete (ETC)	Estimate at Completion (EAC)	Variance at Completion	Current Year Budget FY2021-22	Open Encumbrance	Current Year Expenditures	Budget Balance	Budget Requirements
DESIGN	\$0	0%	\$0	\$0	\$0	\$25,889	\$25,889	(\$25,889)	\$0	\$0	\$0	\$0	\$25,889
ROW	\$0	0%	\$0	\$0	\$0	\$0	\$0	\$0	\$0	\$0	\$0	\$0	\$0
CONSTRUCTION	\$0	0%	\$0	\$0	\$0	\$400,000	\$400,000	(\$400,000)	\$0	\$0	\$0	\$0	\$400,000
CEI	\$0	0%	\$0	\$0	\$0	\$0	\$0	\$0	\$0	\$0	\$0	\$0	\$0
Total:	\$0	0%	\$0	\$0	\$0	\$425,889	\$425,889	(\$425,889)	\$0	\$0	\$0	\$0	\$425,889

Monthly Report Date 17-February-2022

PROJECT DESCRIPTION/TEAM

Limits: Miller Road S. of Myrtle Street and W. of SR 417

CIP Number: 02007101/02007153

Contract Number: PS-0009-15/RTB

Phase Work Order: 58

Commissioner District: 2

Phase (Primary): Design

Phase (Secondary): ROW

Referendum Exhibit: Exhibit C - Stormwater and Water Quality

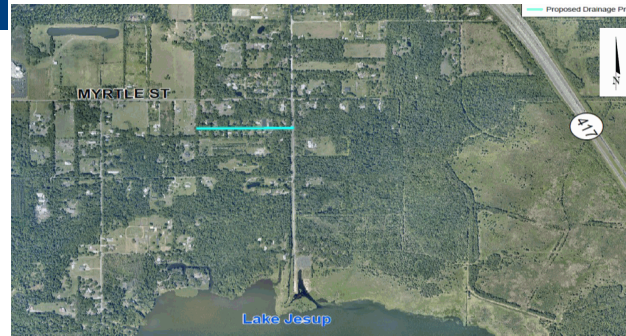
Project Management Team:

County Project Mgr.: Jeff Sloman SCPW

Consultant Project Mgr.: Steve Sommerfeldt Inwood

CEI/Construction Mgr.: Ron Ramos SCPW

Construction Contractor: TBD



PROJECT SCOPE

FEMA approved HMGP grant project to alleviate roadway and property flooding.

ACCOMPLISHMENTS

- N/A

ISSUES/RISKS/CHANGES

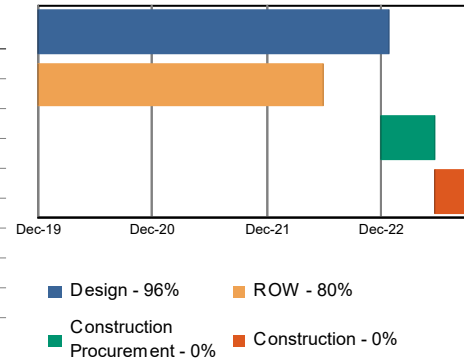
- FDEP staff need more time to review USACE permit application.
 - SJRWMD will not issue remaining permit until all TCE's for road acquired.
 If agreement can't be reached with owners of Parcel 5, project may be removed from Work Plan

FUNDING AGENCY -- MANAGING AGENCY -- GRANT/AGCY

Design: 3rd Gen. - SCPW **Const.:** 3rd Gen. - SCPW
ROW: 3rd Gen. - SCPW **CEI:** 3rd Gen. - SCPW

SCHEDULE

Description	Current Start	Current Finish	Baseline Start	Baseline Finish
Issue NTP to PM	12/12/19	12/12/19	12/12/19	12/12/19
PE Begin - Kickoff Meeting (NTP)	12/12/19	12/12/19	12/12/19	12/12/19
ROW Phase Summary	12/13/19	5/31/22	12/13/19	5/31/22
Production Date (Design Phase Completed)	12/1/22	12/1/22	12/1/22	12/1/22
Advertisement Date/Open Bids	1/30/23	5/19/23	1/30/23	5/19/23
PCD Contract Executed	5/29/23	5/29/23	5/29/23	5/29/23
Construction NTP	5/31/23	5/31/23	5/31/23	5/31/23
Construction Final Completion	10/19/23	10/19/23	10/19/23	10/19/23
Project Complete	6/27/24	6/27/24	6/27/24	6/27/24



PROGRESS SUMMARY

- County PM submitted to FDEM a HMGP time extension to allow more time due to easement acquisition. Time extension request to July 31, 2022 made 14-Jan-22
 - Barfield Group to discuss reduced needed easement area with Lot 5 property owner.
 - SJRWMD permit exemption for temporary MOT received 29-Dec-21.

FINANCIAL STATUS

Description	PROJECT TO DATE								CURRENT YEAR			FUTURE	
	Total Investment	% Complete	Planned Value	Earned Value	Actual Cost (ACWP)	Estimate to Complete (ETC)	Estimate at Completion (EAC)	Variance at Completion	Current Year Budget FY2021-22	Open Encumbrance	Current Year Expenditures	Budget Balance	Budget Requirements
DESIGN	\$260,173	96%	\$157,565	\$249,766	\$262,503	\$57,013	\$319,515	(\$59,342)	\$2,712	\$57,013	\$2,330	(\$56,630)	\$56,630
ROW	\$34,919	80%	\$32,224	\$27,935	\$36,910	\$7,491	\$44,401	(\$9,482)	\$0	\$7,491	\$1,215	(\$8,706)	\$8,706
CONSTRUCTION	\$682,988	0%	\$0	\$0	\$0	\$682,988	\$682,988	\$0	\$771,492	\$0	\$0	\$771,492	(\$88,503)
CEI	\$81,959	0%	\$0	\$0	\$0	\$81,959	\$81,959	\$0	\$102,449	\$0	\$0	\$102,449	(\$20,490)
OTHER	\$0	0%	\$0	\$0	\$28,246	\$0	\$28,246	(\$28,246)	\$13,189	\$0	\$0	\$13,189	(\$13,189)
Total:	\$1,060,039	26%	\$189,789	\$277,701	\$327,659	\$829,450	\$1,157,109	(\$97,071)	\$889,842	\$64,504	\$3,545	\$821,794	(\$56,847)

Monthly Report Date 17-February-2022

PROJECT DESCRIPTION/TEAM

Limits: From Mullet Lake Park To Retreat Road

CIP Number: 01907068/01907097

Contract Number: PS-0009-15/RTB

Phase Work Order: 66

Commissioner District: 2

Phase (Primary): Design

Phase (Secondary): ROW

Referendum Exhibit: Exhibit C - Stormwater and Water Quality

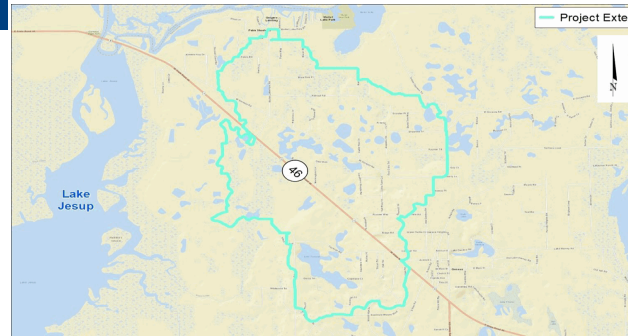
Project Management Team:

County Project Mgr.: Jeff Sloman SCPW

Consultant Project Mgr.: Steve Sommerfeldt Inwood

CEI/Construction Mgr.: TBD

Construction Contractor: TBD



PROJECT SCOPE

Drainage Study for the 4,265 acres or 6.7 square-miles basin boundary area to alleviate flooding along Mullet Lake Park Road and Retreat Road.

ACCOMPLISHMENTS

Clear Memos issued 10-Nov-21

ISSUES/RISKS/CHANGES

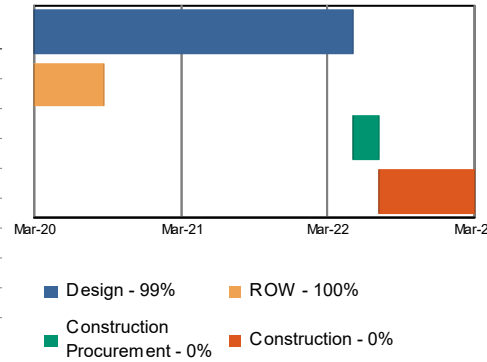
- FDEM reviewing Ph I Design for Ph II funding. Due to transfer of permit authority from ACOE to FDEP. A new permit application must be submitted to FDEP prior to expiration of ACOE permit to avoid starting wetland permitting from scratch.

SCHEDULE

Description	Current Start	Current Finish	Baseline Start	Baseline Finish
Issue NTP to PM	3/30/20	3/30/20	3/30/20	3/30/20
PE Begin - Kickoff Meeting (NTP)	3/30/20	3/30/20	3/30/20	3/30/20
ROW Phase Summary	3/31/20	9/21/20	3/31/20	9/21/20
Production Date (Design Phase Completed)	5/31/22	5/31/22	5/31/22	5/31/22
Advertisement Date/Open Bids	7/21/22	7/27/22	7/21/22	7/27/22
PCD Contract Executed	8/4/22	8/4/22	8/4/22	8/4/22
Construction NTP	8/8/22	8/8/22	8/8/22	8/8/22
Construction Final Completion	3/30/23	3/30/23	3/30/23	3/30/23
Project Complete	12/7/23	12/7/23	12/7/23	12/7/23

FUNDING AGENCY -- MANAGING AGENCY -- GRANT/AGCY

Design: 3rd Gen. - SCPW **Const.:** 3rd Gen. - SCPW
ROW: 3rd Gen. - SCPW **CEI:** 3rd Gen. - SCPW



PROGRESS SUMMARY

- Current ACOE permit expires 18-Mar-22. New Application must be made to FDEP for wetland work prior to 18-Mar-22. Also, wetland credits must be purchased prior to 18-Mar-22.
- Wetland Credit Purchase Agreement currently in CAO for review.
- Project is still in FDEM review.

FINANCIAL STATUS

Description	PROJECT TO DATE								CURRENT YEAR			FUTURE	
	Total Investment Cost (TIC)	% Complete	Planned Value	Earned Value	Actual Cost (ACWP)	Estimate to Complete (ETC)	Estimate at Completion (EAC)	Variance at Completion	Current Year Budget FY2021-22	Open Encumbrance	Current Year Expenditures	Budget Balance	Budget Requirements
PROF SVCS	\$1,861	0%	\$1,579	\$0	\$1,861	\$0	\$1,861	\$0	\$1,861	\$0	\$0	\$1,861	(\$1,861)
DESIGN	\$366,837	99%	\$294,505	\$363,169	\$323,230	\$43,607	\$366,837	\$0	\$43,812	\$0	\$0	\$43,812	(\$205)
ROW	\$322,077	100%	\$322,077	\$322,077	\$322,077	\$0	\$322,077	\$0	\$227,803	\$0	\$0	\$227,803	(\$227,803)
CONSTRUCTION	\$1,176,158	0%	\$0	\$0	\$0	\$1,176,158	\$1,176,158	\$0	\$1,478,100	\$0	\$0	\$1,478,100	(\$301,942)
CEI	\$168,023	0%	\$0	\$0	\$0	\$168,023	\$168,023	\$0	\$132,947	\$0	\$0	\$132,947	\$35,076
Total:	\$2,034,955	34%	\$618,160	\$685,246	\$647,168	\$1,387,787	\$2,034,955	\$0	\$1,884,523	\$0	\$0	\$1,884,523	(\$496,736)

Monthly Report Date 17-February-2022

PROJECT DESCRIPTION/TEAM

Limits: Nebraska Avenue N. of Orange Blvd. and W. of Interstate 4

CIP Number: 02007102/02007157

Contract Number: PS-0009-15/RTB

Phase Work Order: 56

Commissioner District: 5

Phase (Primary): Design

Phase (Secondary): ROW

Referendum Exhibit: Exhibit C - Stormwater and Water Quality

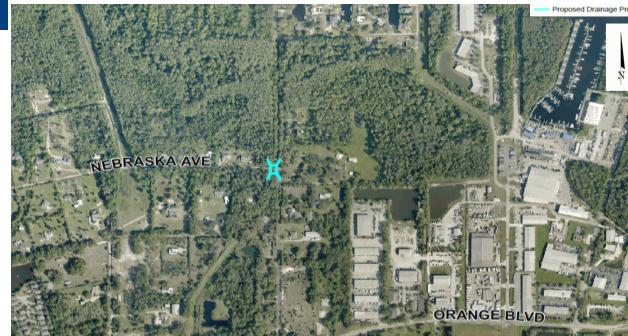
Project Management Team:

County Project Mgr.: Jeff Sloman SCPW

Consultant Project Mgr.: Chris Thompson Atkins

CEI/Construction Mgr.: Ron Ramos SCPW

Construction Contractor: TBD



PROJECT SCOPE

FEMA approved HMGP grant project to alleviate canal overtopping, roadway, and property flooding.

ACCOMPLISHMENTS

Made submission to FDEM of design documents

ISSUES/RISKS/CHANGES

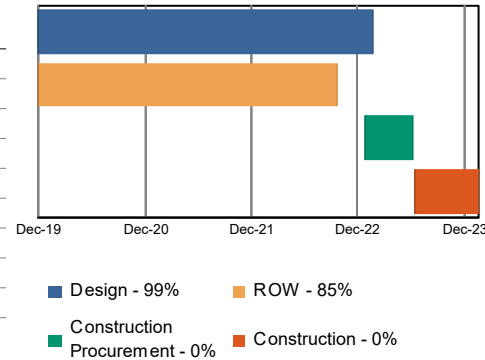
The owners of Parcel 800 have requested an excessive amount of compensation for the requested easement. If acceptable agreement cannot be made, project may be removed from work plan

FUNDING AGENCY -- MANAGING AGENCY -- GRANT/AGCY

Design: 3rd Gen. - SCPW **Const.:** 3rd Gen. - SCPW
ROW: 3rd Gen. - SCPW **CEI:** 3rd Gen. - SCPW

SCHEDULE

Description	Current Start	Current Finish	Baseline Start	Baseline Finish
Issue NTP to PM	12/12/19	12/12/19	12/12/19	12/12/19
PE Begin - Kickoff Meeting (NTP)	12/12/19	12/12/19	12/12/19	12/12/19
ROW Phase Summary	12/13/19	9/30/22	12/13/19	9/30/22
Production Date (Design Phase Completed)	12/26/22	12/26/22	12/26/22	12/26/22
Advertisement Date/Open Bids	2/22/23	6/13/23	2/22/23	6/13/23
PCD Contract Executed	6/21/23	6/21/23	6/21/23	6/21/23
Construction NTP	7/3/23	7/3/23	7/3/23	7/3/23
Construction Final Completion	1/29/24	1/29/24	1/29/24	1/29/24
Project Complete	10/7/24	10/7/24	10/7/24	10/7/24



PROGRESS SUMMARY

- REM staff in negotiations with property owners for (1) remaining permanent easement and (2) ROE.
 - Barfield to make new offer to Parcel 800 with reduced easement.

FINANCIAL STATUS

Description	PROJECT TO DATE								CURRENT YEAR				FUTURE
	Total Investment Cost (TIC)	% Complete	Planned Value	Earned Value	Actual Cost (ACWP)	Estimate to Complete (ETC)	Estimate at Completion (EAC)	Variance at Completion	Current Year Budget FY2021-22	Open Encumbrance	Current Year Expenditures	Budget Balance	Budget Requirements
DESIGN	\$172,672	99%	\$101,323	\$170,944	\$172,672	\$2,640	\$175,312	(\$2,640)	\$55,570	\$2,640	\$0	\$52,929	(\$106,836)
ROW	\$23,150	85%	\$13,825	\$19,678	\$22,813	\$6,244	\$29,056	(\$5,906)	\$0	\$6,244	\$2,565	(\$8,809)	\$8,809
CONSTRUCTION	\$773,427	0%	\$0	\$0	\$0	\$773,427	\$773,427	\$0	\$754,158	\$0	\$0	\$754,158	(\$500,808)
CEI	\$116,014	0%	\$0	\$0	\$0	\$116,014	\$116,014	\$0	\$77,342	\$0	\$0	\$77,342	\$38,672
OTHER	\$0	0%	\$0	\$0	\$0	\$0	\$0	\$0	\$8,603	\$0	\$0	\$8,603	(\$8,603)
Total:	\$1,085,263	18%	\$115,148	\$190,622	\$195,484	\$898,325	\$1,093,810	(\$8,546)	\$895,673	\$8,884	\$2,565	\$884,224	(\$568,766)

Monthly Report Date 17-February-2022

PROJECT DESCRIPTION/TEAM

Limits: From Myrtle Street To Wynn Street E. of Ronald Reagan Boulevard

CIP Number: 02007104/02007155

Contract Number: PS-0009-15/RTB

Phase Work Order: 57

Commissioner District: 2

Phase (Primary): Design

Phase (Secondary): ROW

Referendum Exhibit: Exhibit C - Stormwater and Water Quality

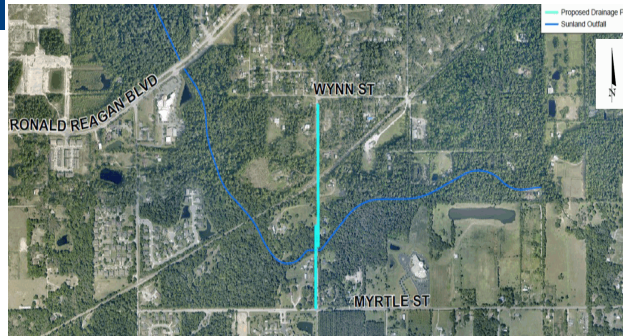
Project Management Team:

County Project Mgr.: Jeff Sloman SCPW

Consultant Project Mgr.: Steve Sommerfeldt Inwood

CEI/Construction Mgr.: Ron Ramos SCPW

Construction Contractor: TBD



PROJECT SCOPE

FEMA approved HMGP grant project to alleviate channel overtopping, roadway, and property flooding.

ACCOMPLISHMENTS

Railroad, Permit, and Utility Clear Memos provided

ISSUES/RISKS/CHANGES

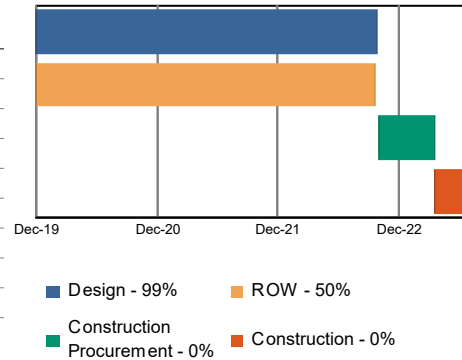
- The Phase II Agreement needs to be approved by BCC and FEMA so Notice of Commencement can be submitted to ACOE.
- NOC needs to be submitted to ACOE 10 days prior to ACOE Permit expiration (18-Mar-22).

FUNDING AGENCY -- MANAGING AGENCY -- GRANT/AGCY

Design: 3rd Gen. - SCPW **Const.:** 3rd Gen. - SCPW
ROW: 3rd Gen. - SCPW **CEI:** 3rd Gen. - SCPW

SCHEDULE

Description	Current Start	Current Finish	Baseline Start	Baseline Finish
Issue NTP to PM	12/12/19	12/12/19	12/12/19	12/12/19
PE Begin - Kickoff Meeting (NTP)	12/12/19	12/12/19	12/12/19	12/12/19
ROW Phase Summary	12/13/19	9/30/22	12/13/19	9/30/22
Production Date (Design Phase Completed)	9/30/22	9/30/22	9/30/22	9/30/22
Advertisement Date/Open Bids	11/29/22	3/20/23	11/29/22	3/20/23
PCD Contract Executed	3/28/23	3/28/23	3/28/23	3/28/23
Construction NTP	3/30/23	3/30/23	3/30/23	3/30/23
Construction Final Completion	8/4/23	8/4/23	8/4/23	8/4/23
Project Complete	4/12/24	4/12/24	4/12/24	4/12/24



PROGRESS SUMMARY

- FDEM provided Draft Phase II construction agreement to County 27-Jan-22.
- Agreement scheduled for "Add-on" to 8-Feb-22 BCC meeting.
- Agreement needs to be approved prior to submitted Notice of Commencement to ACOE
- Notice of Commencement needs to be sent to ACOE by 7-Mar-22.

FINANCIAL STATUS

Description	PROJECT TO DATE								CURRENT YEAR				FUTURE
	Total Investment	% Complete	Planned Value	Earned Value	Actual Cost (ACWP)	Estimate to Complete (ETC)	Estimate at Completion (EAC)	Variance at Completion	Current Year Budget FY2021-22	Open Encumbrance	Current Year Expenditures	Budget Balance	Budget Requirements
DESIGN	\$290,140	99%	\$198,531	\$287,239	\$288,461	\$1,679	\$290,140	\$0	\$0	\$1,679	\$0	(\$1,679)	\$1,679
ROW	\$39,859	50%	\$23,805	\$19,930	\$24,898	\$29,025	\$53,923	(\$14,064)	\$0	\$29,025	\$13,693	(\$42,718)	\$42,718
CONSTRUCTION	\$800,412	0%	\$0	\$0	\$0	\$800,412	\$800,412	\$0	\$964,795	\$0	\$0	\$964,795	(\$164,383)
CEI	\$114,345	0%	\$0	\$0	\$0	\$114,345	\$114,345	\$0	\$95,287	\$0	\$0	\$95,287	\$19,058
OTHER	\$0	0%	\$0	\$0	\$82,089	\$0	\$82,089	(\$82,089)	\$14,127	\$0	\$0	\$14,127	(\$14,127)
Total:	\$1,244,755	25%	\$222,336	\$307,168	\$395,447	\$945,461	\$1,340,908	(\$96,153)	\$1,074,209	\$30,704	\$13,693	\$1,029,813	(\$115,056)

Monthly Report Date 17-February-2022

PROJECT DESCRIPTION/TEAM

Limits: Michigan Street N. of Orange Blvd and W. of Interstate 4

CIP Number: 02007106

Contract Number: PS-0009-15/RTB

Phase Work Order: 72

Commissioner District: 5

Phase (Primary): Construction Bidding

Phase (Secondary): N/A

Referendum Exhibit: Exhibit C - Stormwater and Water Quality

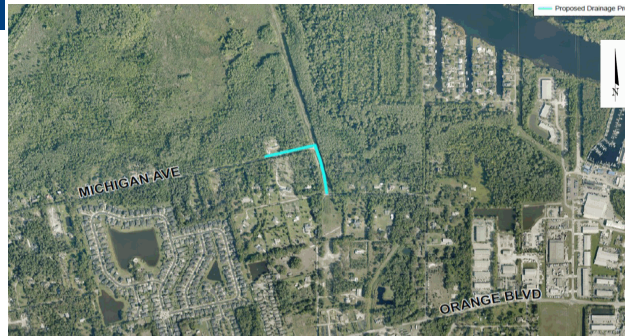
Project Management Team:

County Project Mgr.: Jeff Sloman SCPW

Consultant Project Mgr.: Chris Thompson Atkins

CEI/Construction Mgr.: Stephen Thomas SCPW

Construction Contractor: Carr & Collier



PROJECT SCOPE

Final Design drainage improvements to alleviate canal overtopping, roadway, and property flooding.

ACCOMPLISHMENTS

- Construction initiated

ISSUES/RISKS/CHANGES

- Contractor must notify Duke Energy a minimum of two (2) weeks prior to the anticipated closure of the intersection for construction

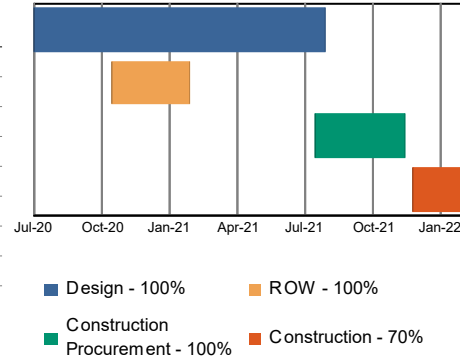
FUNDING AGENCY -- MANAGING AGENCY -- GRANT/AGCY

Design: 3rd Gen. - SCPW **Const.:** 3rd Gen. - SCPW

ROW: 3rd Gen. - SCPW **CEI:** 3rd Gen. - SCPW

SCHEDULE

Description	Current Start	Current Finish	Baseline Start	Baseline Finish
Issue NTP to PM	6/12/20	6/12/20	6/12/20	6/12/20
PE Begin - Kickoff Meeting (NTP)	7/8/20	7/8/20	7/8/20	7/8/20
Production Date (Design Phase Completed)	7/9/21	7/9/21	7/9/21	7/9/21
Advertisement Date/Open Bids	9/13/21	9/20/21	9/13/21	9/20/21
PCD Contract Executed	11/19/21	11/19/21	11/19/21	11/19/21
Construction NTP	12/6/21	12/6/21	12/6/21	12/6/21
Construction Final Completion	2/22/22	2/22/22	2/22/22	2/22/22
Project Complete	11/1/22	11/1/22	11/1/22	11/1/22



PROGRESS SUMMARY

- Construction proceeding

FINANCIAL STATUS

Description	PROJECT TO DATE								CURRENT YEAR			FUTURE	
	Total Investment Cost (TIC)	% Complete	Planned Value	Earned Value	Actual Cost (ACWP)	Estimate to Complete (ETC)	Estimate at Completion (EAC)	Variance at Completion	Current Year Budget FY2021-22	Open Encumbrance	Current Year Expenditures	Budget Balance	Budget Requirements
DESIGN	\$5,651	100%	\$5,651	\$5,651	\$341	\$5,310	\$5,651	\$0	\$154,357	\$5,310	\$0	\$149,047	(\$149,047)
ROW	\$1	100%	\$1	\$1	\$0	\$0	\$0	\$1	\$0	\$0	\$0	\$0	\$0
CONSTRUCTION	\$139,351	70%	\$125,841	\$97,546	\$137,960	\$204,935	\$342,895	(\$203,545)	\$463,596	\$204,935	\$0	\$258,661	(\$258,661)
CEI	\$27,870	70%	\$20,312	\$19,509	\$0	\$27,870	\$27,870	\$0	\$0	\$0	\$0	\$0	\$27,870
Total:	\$172,873	71%	\$151,805	\$122,707	\$138,301	\$238,115	\$376,416	(\$203,544)	\$617,953	\$210,245	\$0	\$407,708	(\$379,838)

Monthly Report Date 17-February-2022

PROJECT DESCRIPTION/TEAM

Limits: From Red Bug Lake Road To SR 426

CIP Number: 01785146

Contract Number: PS-2552-19/GCM

Phase Work Order: 1

Commissioner District: 1,2

Phase (Primary): Design

Phase (Secondary): PHASE II

Referendum Exhibit: Exhibit B - Major Projects

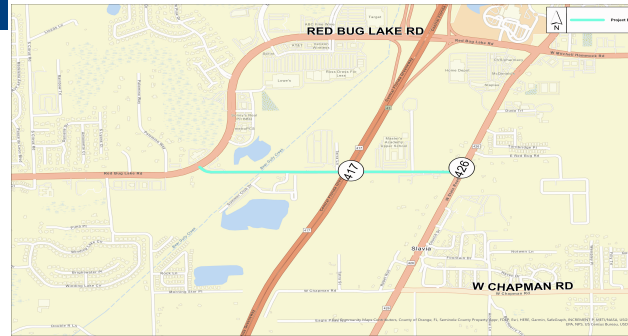
Project Management Team:

County Project Mgr.: Jeff Sloman SCPW

Consultant Project Mgr.: Joe Keezel Dewberry

CEI/Construction Mgr.: TBD

Construction Contractor: TBD



PROJECT SCOPE

This project is a corridor planning study that includes capacity improvements for Slavia Road while enhancing bicycle and pedestrian facilities and improve drainage (0.88 miles).

ACCOMPLISHMENTS

- Work Order Amendment 1 issued.

ISSUES/RISKS/CHANGES

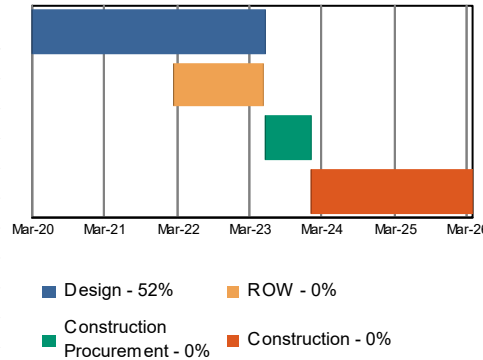
- Revised 60% plan submittal delayed due to effort needed to prepare and executed Joint Use Pond Agreement. County's desire not to finalize revised 60% plans until Joint Use Agreement is signed.

FUNDING AGENCY -- MANAGING AGENCY -- GRANT/AGCY

Design: 3rd Gen. - SCPW **Const.:** 3rd Gen. - SCPW
ROW: 3rd Gen. - SCPW **CEI:** 3rd Gen. - SCPW

SCHEDULE

Description	Current Start	Current Finish	Baseline Start	Baseline Finish
30% Plans Development	3/12/20	6/22/21	3/12/20	6/21/21
Phase 2 NTP	5/20/21	5/20/21	5/20/21	5/20/21
60% Plans Development	6/22/21	3/10/22	6/22/21	3/10/22
ROW Phase Summary	2/25/22	5/18/23	2/25/22	5/18/23
90% Plans Development	3/11/22	6/2/22	3/11/22	6/2/22
100% Plans Coordination	6/3/22	8/8/22	6/3/22	8/8/22
Production Date (Design Phase Completed)	5/25/23	5/25/23	5/25/23	5/25/23
Advertisement Date/Open Bids	7/24/23	1/5/24	7/24/23	1/5/24
PCD Contract Executed	1/15/24	1/15/24	1/15/24	1/15/24
Construction NTP	1/17/24	1/17/24	1/17/24	1/17/24
Construction Final Completion	4/9/26	4/9/26	4/9/26	4/9/26
Project Complete	12/17/26	12/17/26	12/17/26	12/17/26



PROGRESS SUMMARY

- Due to changes to drainage and traffic signal, the 60% plans will be resubmitted. Use of Villas pond will require a Joint Use Pond Agreement.
- Legal request made 23-Dec-21 to review Villas condo Declarations to determine if anything precludes use of joint use pond.
- Legal request made 25-Jan-22 to begin preparation of Joint Use agreement. CAO requested to have conversation with Villas atty.
- Dewberry verified NWL in pond.

FINANCIAL STATUS

Description	PROJECT TO DATE								CURRENT YEAR				FUTURE
	Total Investment Cost (TIC)	% Complete	Planned Value	Earned Value	Actual Cost (ACWP)	Estimate to Complete (ETC)	Estimate at Completion (EAC)	Variance at Completion	Current Year Budget FY2021-22	Open Encumbrance	Current Year Expenditures	Budget Balance	Budget Requirements
DESIGN	\$1,027,336	52%	\$474,700	\$534,215	\$774,378	\$299,780	\$1,074,157	(\$46,821)	\$1,710,075	\$299,780	\$84,452	\$1,325,843	(\$1,325,843)
ROW	\$1,836,450	0%	\$0	\$0	\$5,130	\$1,831,320	\$1,836,450	\$0	\$1,495,781	\$33,548	\$911	\$1,461,322	\$336,450
CONSTRUCTION	\$4,378,850	0%	\$0	\$0	\$0	\$4,378,850	\$4,378,850	\$0	\$0	\$0	\$0	\$0	\$4,378,850
CEI	\$656,828	0%	\$0	\$0	\$0	\$656,828	\$656,828	\$0	\$0	\$0	\$0	\$0	\$656,828
Total:	\$7,899,464	7%	\$474,700	\$534,215	\$779,508	\$7,166,777	\$7,946,285	(\$46,821)	\$3,205,856	\$333,327	\$85,363	\$2,787,165	\$4,046,285

PROJECT DESCRIPTION/TEAM

Limits: At the Lake Monroe Drainage Basin

CIP Number: 02007111

Contract Number: PS-3175-20

Phase Work Order: 1

Commissioner District: 5

Phase (Primary): Study

Phase (Secondary):

Referendum Exhibit: Exhibit C - Stormwater and Water Quality

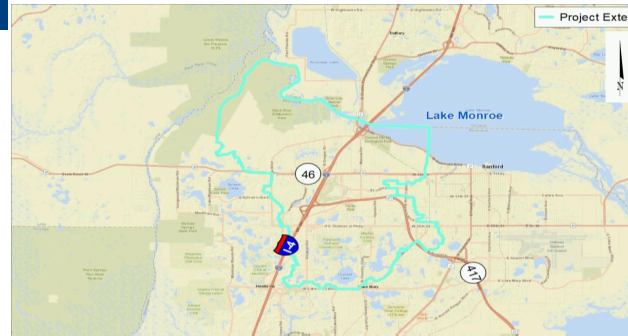
Project Management Team:

County Project Mgr.: Jeff Sloman SCPW

Consultant Project Mgr.: Joe Walter Atkins

CEI/Construction Mgr.: N/A

Construction Contractor: N/A



PROJECT SCOPE

Stormwater Basin Study for 24 square-miles basin area. Provide stormwater report with existing conditions analysis, recommended alternatives, and cost estimates to alleviate flooding for Idyllwilde of Loch Arbor and Loch Arbor Subdivision, St. Johns Estates and Riverview Avenue.

ACCOMPLISHMENTS

Watershed Evaluation Task Memo submitted

ISSUES/RISKS/CHANGES

- No Issues.

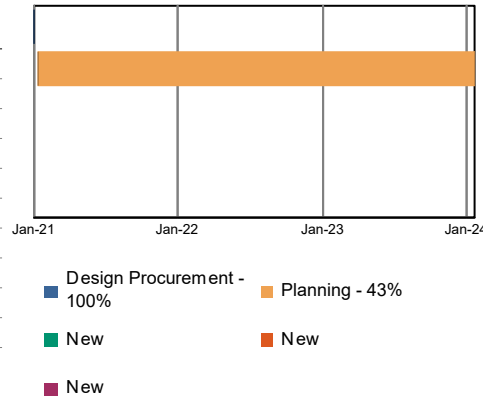
FUNDING AGENCY -- MANAGING AGENCY -- GRANT/AGCY

Design: 3rd Gen. - SCPW **Const.:** 3rd Gen. - SCPW

ROW: 3rd Gen. - SCPW **CEI:** 3rd Gen. - SCPW

SCHEDULE

Description	Current Start	Current Finish	Baseline Start	Baseline Finish
Issue NTP to PM	8/25/20	8/25/20	8/25/20	8/25/20
Study Phase Begins/Kickoff Meeting (NTP)	1/14/21	1/14/21	1/14/21	1/14/21
Public Meeting #1	6/3/21	6/3/21	6/3/21	6/3/21
Data Collection	6/28/21	7/26/21	6/28/21	7/26/21
Public Meeting #2	5/31/22	5/31/22	5/31/22	5/31/22
Public Meeting #3	11/15/22	11/15/22	11/15/22	11/15/22
BCC Workshop For Approval	2/14/23	2/14/23	2/14/23	2/14/23
Public Meeting #4	11/7/23	11/7/23	11/7/23	11/7/23
Receive LOMR Approval Letter From FEMA	1/25/24	1/25/24	1/25/24	1/25/24
Project Complete	7/17/24	7/17/24	7/17/24	7/17/24



PROGRESS SUMMARY

- Basin study proceeding.
 - Progress meeting held 27-Jan-22.

FINANCIAL STATUS

Description	PROJECT TO DATE								CURRENT YEAR			FUTURE	
	Total Investment Cost (TIC)	% Complete	Planned Value	Earned Value	Actual Cost (ACWP)	Estimate to Complete (ETC)	Estimate at Completion (EAC)	Variance at Completion	Current Year Budget FY2021-22	Open Encumbrance	Current Year Expenditures	Budget Balance	Budget Requirements
PROF SVCS	\$775,696	43%	\$187,554	\$333,819	\$264,003	\$511,693	\$775,696	\$0	\$251,021	\$744,407	\$39,328	(\$532,714)	\$300,000
DESIGN	\$627	43%	\$269	\$269	\$627	\$0	\$627	\$0	\$300,000	\$0	\$0	\$300,000	(\$300,000)
Total:	\$776,323	43%	\$187,824	\$334,088	\$264,630	\$511,693	\$776,323	\$0	\$551,021	\$744,407	\$39,328	(\$232,714)	\$0

Work Mix: Widening

Monthly Report Date 17-February-2022

PROJECT DESCRIPTION/TEAM

Limits: From SR 417 To Franklin Street

CIP Number: 01785145/02107092

Contract Number: PS-8286-13/JYP

Phase Work Order: 3 - A26

Commissioner District: 1,2

Phase (Primary): Design

Phase (Secondary): Permitting

Referendum Exhibit: Exhibit B - Major Projects

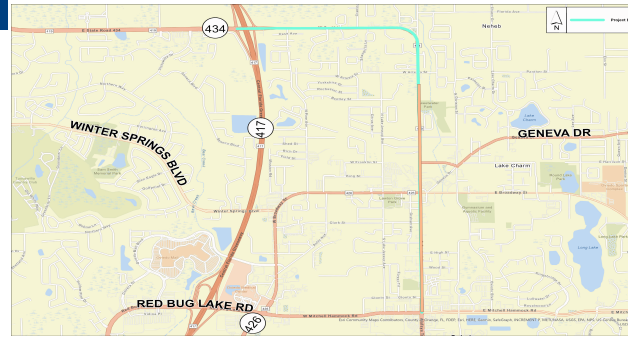
Project Management Team:

County Project Mgr.: Jeff Sloman SCPW

Consultant Project Mgr.: Chris Rizzolo AECOM

CEI/Construction Mgr.: FDOT

Construction Contractor: FDOT



PROJECT SCOPE

To improve safety, address drainage deficiencies, add shoulders and turn lanes, and add sidewalk and trail to enhance pedestrian and bicycle continuity and access.

*Funding & Managing Agency: Multi-Sources = FDOT and 3rd Generation

ACCOMPLISHMENTS

- N/A

ISSUES/RISKS/CHANGES

- Additional survey scope and Level II Contamination Analysis and now Lighting Analysis will require revisions to the LAP Agreement as well as the Agreement between the County and AECOM. No effect on overall project schedule.

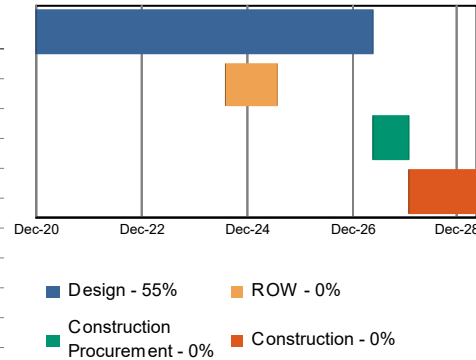
FUNDING AGENCY -- MANAGING AGENCY -- GRANT/AGCY

Design: *Multi-Sources - Multi-Sources **Const.:** *Multi-Sources - Multi-Sources

ROW: FDOT - FDOT **CEI:** *Multi-Sources - Multi-Sources

SCHEDULE

Description	Current Start	Current Finish	Baseline Start	Baseline Finish
Issue NTP to PM	8/27/20	8/27/20	8/27/20	8/27/20
PE Begin - Kickoff Meeting (NTP)	12/2/20	12/2/20	12/2/20	12/2/20
30% Plans Development	12/2/20	9/14/21	12/2/20	9/14/21
60% Plans Development	9/14/21	6/3/22	9/14/21	6/3/22
Public Hearing	6/3/22	6/3/22	6/3/22	6/3/22
100% Plans Development	6/6/22	1/19/23	6/6/22	1/19/23
ROW Phase Summary	7/2/24	7/2/25	7/2/24	7/2/25
Production Date (Design Phase Completed)	4/23/27	4/23/27	4/23/27	4/23/27
Advertisement Date/Open Bids	6/8/27	11/19/27	6/8/27	11/19/27
PCD Contract Executed	12/30/27	12/30/27	12/30/27	12/30/27
Construction NTP (FDOT)	1/3/28	1/3/28	1/3/28	1/3/28
Construction Final Completion (FDOT)	4/13/29	4/13/29	4/13/29	4/13/29
Project Complete	12/21/29	12/21/29	12/21/29	12/21/29



PROGRESS SUMMARY

- FDOT approved Scope and fee for Phase II Contamination Analysis and Additional Survey.
 - FDOT now requesting lighting analysis west of SR 417 be added to add'l Scope and Fee.
 - Design proceeding to 60% Submission

FINANCIAL STATUS

Description	PROJECT TO DATE								CURRENT YEAR			FUTURE	
	Total Investment Cost (TIC)	% Complete	Planned Value	Earned Value	Actual Cost (ACWP)	Estimate to Complete (ETC)	Estimate at Completion (EAC)	Variance at Completion	Current Year Budget FY2021-22	Open Encumbrance	Current Year Expenditures	Budget Balance	Budget Requirements
DESIGN	\$2,100,942	55%	\$267,233	\$1,155,518	\$1,148,773	\$952,169	\$2,100,942	\$0	\$2,944,037	\$952,169	\$213,482	\$1,778,386	(\$1,778,386)
ROW	\$0	0%	\$0	\$0	\$0	\$0	\$0	\$0	\$0	\$0	\$0	\$0	\$0
CONSTRUCTION	\$12,500,000	0%	\$0	\$0	\$0	\$12,500,000	\$12,500,000	\$0	\$0	\$0	\$0	\$0	\$12,500,000
CEI	\$1,875,000	0%	\$0	\$0	\$0	\$1,875,000	\$1,875,000	\$0	\$0	\$0	\$0	\$0	\$1,875,000
Total:	\$16,475,942	7%	\$267,233	\$1,155,518	\$1,148,773	\$15,327,169	\$16,475,942	\$0	\$2,944,037	\$952,169	\$213,482	\$1,778,386	\$12,596,614

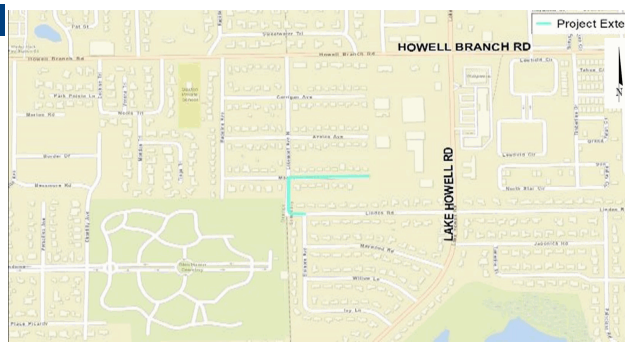
PROJECT DESCRIPTION/TEAM

Limits: At Magnolia Avenue & Lakemont Avenue Intersection

CIP Number: 01785443
 Contract Number: PS-0121-15/RTB
 Phase Work Order: 5
 Commissioner District: 4
 Phase (Primary): Construction
 Phase (Secondary):
 Referendum Exhibit: Exhibit C - Residential Subdivision Rehabilitation

Project Management Team:

County Project Mgr.: Jeff Sloman SCPW
 Consultant Project Mgr.: John Minton DRMP
 CEI/Construction Mgr.: Stephen Thomas SCPW
 Construction Contractor: GPS Civil Construction



PROJECT SCOPE

To alleviate flooding on Magnolia Ave. System outfalls to Tanglewood Canal to south.

ACCOMPLISHMENTS

- N/A

ISSUES/RISKS/CHANGES

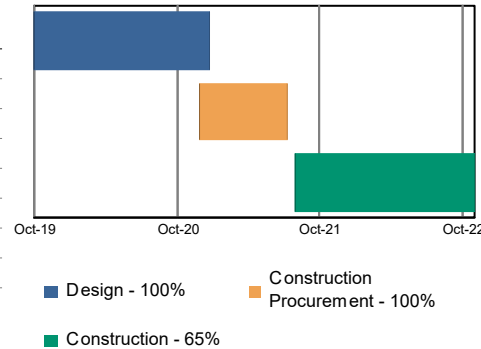
- Easement on Elsinore where an excavation of a swale (per City of WP) would improve drainage between the City & County projects. A ROW vacation created a 70' gap in easement. Need to obtain ROE's and/or easements to close gap.

FUNDING AGENCY -- MANAGING AGENCY -- GRANT/AGCY

Design: 3rd Gen. - SCPW **Const.:** 3rd Gen. - SCPW
ROW: 3rd Gen. - SCPW **CEI:** 3rd Gen. - SCPW

SCHEDULE

Description	Current Start	Current Finish	Baseline Start	Baseline Finish
Issue NTP to PM	10/14/19	10/14/19	10/14/19	10/14/19
PE Begin - Kickoff Meeting (NTP)	10/14/19	10/14/19	10/14/19	10/14/19
Production Date (Design Phase Completed)	12/23/20	12/23/20	12/23/20	12/23/20
Advertisement Date/Open Bids	5/19/21	5/19/21	5/19/21	5/19/21
PCD Contract Executed	7/12/21	7/12/21	7/12/21	7/12/21
Construction NTP	8/4/21	8/4/21	8/4/21	8/4/21
Construction Final Completion	11/4/22	11/4/22	11/4/22	11/4/22
Project Complete	7/14/23	7/14/23	7/14/23	7/14/23



PROGRESS SUMMARY

- Construction proceeding. Decision made to install sidewalk on Magnolia.
 - ROW Division working on easement acquisition to close 70' gap in existing easement that was created during ROW Vacation in 2018.
 - Minor in-house design modifications being made to lower grades at storm drain outfall to improve "pop-off" flow

FINANCIAL STATUS

Description	PROJECT TO DATE								CURRENT YEAR			FUTURE	
	Total Investment Cost (TIC)	% Complete	Planned Value	Earned Value	Actual Cost (ACWP)	Estimate to Complete (ETC)	Estimate at Completion (EAC)	Variance at Completion	Current Year Budget FY2021-22	Open Encumbrance	Current Year Expenditures	Budget Balance	Budget Requirements
DESIGN	\$40,071	100%	\$40,071	\$40,071	\$23,534	\$16,537	\$40,071	\$0	\$0	\$16,537	\$1,407	(\$17,944)	\$17,944
ROW	\$0	0%	\$0	\$0	\$0	\$0	\$0	\$0	\$0	\$0	\$0	\$0	\$0
CONSTRUCTION	\$653,776	65%	\$168,674	\$424,954	\$456,594	\$197,181	\$653,776	\$0	\$547,807	\$197,181	\$272,036	\$78,590	(\$78,590)
CEI	\$50,000	0%	\$19,600	\$0	\$0	\$50,000	\$50,000	\$0	\$45,508	\$0	\$0	\$45,508	\$4,492
Total:	\$743,846	63%	\$228,345	\$465,025	\$480,129	\$263,718	\$743,846	\$0	\$593,315	\$213,718	\$273,443	\$106,154	(\$56,154)

PROJECT DESCRIPTION/TEAM

Limits: From Willow Ave. and Alhambra North of SR 436 and West of SR 434 Adjacent to Lake Harriet

CIP Number: 02007124/02007154

Contract Number: PS-0009-15/RTB

Phase Work Order: 55

Commissioner District: 3

Phase (Primary): Design

Phase (Secondary): ROW

Referendum Exhibit: Exhibit C - Stormwater and Water Quality

Project Management Team:

County Project Mgr.: Jeff Sloman SCPW

Consultant Project Mgr.: Brian Fuller Metric

CEI/Construction Mgr.: Ron Ramos SCPW

Construction Contractor: TBD



PROJECT SCOPE

FEMA approved HMGP grant project to alleviate roadway and property flooding.

ACCOMPLISHMENTS

- N/A

ISSUES/RISKS/CHANGES

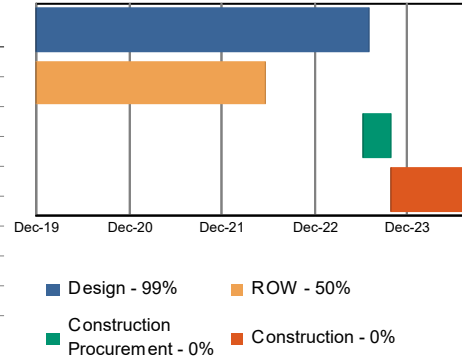
- Issue: FDEP/USACE review delays and permit issuance. FDEM of deadline helps. 2 of remaining 3 Right-of-Entries recommended to be easements instead by ROW consultant

FUNDING AGENCY -- MANAGING AGENCY -- GRANT/AGCY

Design: 3rd Gen. - SCPW **Const.:** 3rd Gen. - SCPW
ROW: 3rd Gen. - SCPW **CEI:** 3rd Gen. - SCPW

SCHEDULE

Description	Current Start	Current Finish	Baseline Start	Baseline Finish
Issue NTP to PM	12/5/19	12/5/19	12/5/19	12/5/19
PE Begin - Kickoff Meeting (NTP)	12/12/19	12/12/19	12/12/19	12/12/19
ROW Phase Summary	3/22/21	5/31/22	3/22/21	5/31/22
Production Date (Design Phase Completed)	6/12/23	6/12/23	6/12/23	6/12/23
Advertisement Date/Open Bids	8/10/23	9/22/23	8/10/23	9/22/23
PCD Contract Executed	10/9/23	10/9/23	10/9/23	10/9/23
Construction NTP	10/11/23	10/11/23	10/11/23	10/11/23
Construction Final Completion	9/11/24	9/11/24	9/11/24	9/11/24
Project Complete	5/21/25	5/21/25	5/21/25	5/21/25



PROGRESS SUMMARY

- Grant expiration date extended by FDEM to 30-Apr-22.
 - Waiting on FDEP permit (received update from FDEP that permit will be issued "soon"). Meeting with FDEP held 20-Jan-22 to discuss
 - Sketch and Legals requested for 2 easements 26-Jan-22.

FINANCIAL STATUS

Description	PROJECT TO DATE								CURRENT YEAR				FUTURE
	Total Investment Cost (TIC)	% Complete	Planned Value	Earned Value	Actual Cost (ACWP)	Estimate to Complete (ETC)	Estimate at Completion (EAC)	Variance at Completion	Current Year Budget FY2021-22	Open Encumbrance	Current Year Expenditures	Budget Balance	Budget Requirements
DESIGN	\$333,945	99%	\$182,200	\$330,606	\$252,531	\$81,414	\$333,945	\$0	\$73,325	\$81,512	\$0	(\$8,187)	\$8,089
ROW	\$1	50%	\$1	\$1	\$1,586	\$1,654	\$3,240	(\$3,239)	\$0	\$1,654	\$1,586	(\$3,240)	\$3,240
CONSTRUCTION	\$2,748,376	0%	\$0	\$0	\$0	\$2,748,376	\$2,748,376	\$0	\$937,350	\$0	\$0	\$937,350	\$1,811,026
CEI	\$412,256	0%	\$0	\$0	\$0	\$412,256	\$412,256	\$0	\$0	\$0	\$0	\$0	\$412,256
OTHER	\$0	0%	\$0	\$0	\$0	\$0	\$0	\$0	\$12,761	\$0	\$0	\$12,761	(\$12,761)
Total:	\$3,494,578	9%	\$182,201	\$330,607	\$254,117	\$3,243,700	\$3,497,817	(\$3,239)	\$1,023,436	\$83,166	\$1,586	\$938,684	\$2,221,850

Work Mix: Shoreline Restoration

Monthly Report Date 17-February-2022

PROJECT DESCRIPTION/TEAM

Limits: Vegetation and Sediment Removal for Lake Jesup Shoreline Restoration

CIP Number: 02007123/02107098

Contract Number: TBD

Phase Work Order: TBD

Commissioner District: Countywide

Phase (Primary): Construction

Phase (Secondary):

Referendum Exhibit: Exhibit C - Stormwater and Water Quality

Project Management Team:

County Project Mgr.: Joey Cordell SCPW

Consultant Project Mgr.: TBD

CEI/Construction Mgr.: N/A

Construction Contractor: N/A



PROJECT SCOPE

In-lake restoration activities addressing Lk Jesup TMDL BMAP initiatives. This work is TBD as State grant is pending approval to commence.

ACCOMPLISHMENTS

- Drone herbicide treatment is 100% complete FOR THIS SEASON.

ISSUES/RISKS/CHANGES

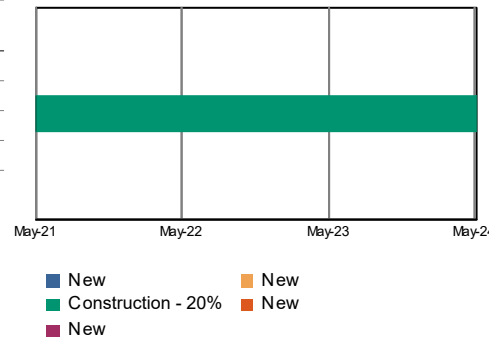
- Weather, duck season limiting ability to treat, lake elevation.

FUNDING AGENCY -- MANAGING AGENCY -- GRANT/AGCY

Design: 3rd Gen. - SCPW **Const.:** N/A -
ROW: N/A - **CEI:** N/A -

SCHEDULE

Description	Current Start	Current Finish	Baseline Start	Baseline Finish
Issue NTP to PM	5/25/21	5/25/21	5/25/21	5/25/21
Construction NTP (Vegetation Restoration)	5/26/21	5/26/21	5/26/21	5/26/21
Vegetation Restoration Completion	5/30/24	5/30/24	5/30/24	5/30/24
Project Complete	2/6/25	2/6/25	2/6/25	2/6/25



PROGRESS SUMMARY

- Helicopter application has been executed (~285 acres treated) & is concluded for summer 2021 season.
 - Drone herbicide treatment is 100% complete FOR THIS SEASON. Duck season ends Feb 15, 2022 when herbicide treatments can resume.
 - Jesup Park ramp received additional herbicide treatments. Harvesting of vegetation is complete and restoration of Six-Mile Creek has been completed. Sediments from associated organic vegetation and stormwater sediments (from Six-Mile Creek) deposited into the boat canal has been partially excavated. Project is on hold due to excessive rainfall. This is expected to resume before the Little Wekiva work and after the Lk Linden work (Jan 2022). LS has been informed of the pause. Coordinating with SCSO & LS on marina markers as the invasive vegetation no longer directs boating traffic from the shallow shoals.

FINANCIAL STATUS

Description	PROJECT TO DATE								CURRENT YEAR			FUTURE	
	Total Investment Cost (TIC)	% Complete	Planned Value	Earned Value	Actual Cost (ACWP)	Estimate to Complete (ETC)	Estimate at Completion (EAC)	Variance at Completion	Current Year Budget FY2021-22	Open Encumbrance	Current Year Expenditures	Budget Balance	Budget Requirements
DESIGN	\$450,000	20%	\$102,351	\$90,000	\$210,259	\$239,741	\$450,000	\$0	\$196,565	\$110,232	\$1,902	\$84,431	\$45,078
ROW	\$1	0%	\$0	\$0	\$0	\$0	\$0	\$1	\$0	\$0	\$0	\$0	\$0
CONSTRUCTION	\$1	20%	\$0	\$0	\$0	\$0	\$0	\$1	\$45,078	\$0	\$0	\$45,078	(\$90,156)
Total:	\$450,002	20%	\$102,351	\$90,000	\$210,259	\$239,741	\$450,000	\$2	\$241,643	\$110,232	\$1,902	\$129,509	(\$45,078)

Monthly Report Date 17-February-2022

PROJECT DESCRIPTION/TEAM

Limits: PM to provide

CIP Number: 02207091

Contract Number:

Phase Work Order:

Commissioner District: 1

Phase (Primary): Study

Phase (Secondary):

Referendum Exhibit: Exhibit C - Stormwater and Water Quality

Project Management Team:

County Project Mgr.: Kim Ornberg SCPW

Consultant Project Mgr.: Harvey Harper ERD

CEI/Construction Mgr.: N/A

Construction Contractor: N/A



FUNDING AGENCY -- MANAGING AGENCY -- GRANT/AGCY

Design: 3rd Gen. - SCPW **Const.:** 3rd Gen. - SCPW
ROW: 3rd Gen. - SCPW **CEI:** 3rd Gen. - SCPW

PROJECT SCOPE

Conduct nutrient source tracking and provide lake management recommendations for the lakes.

ACCOMPLISHMENTS

N/A

ISSUES/RISKS/CHANGES

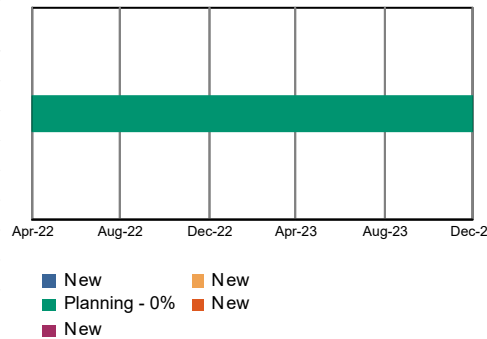
- No Issues

PROGRESS SUMMARY

- This project is starting new in FY 2021-22 and a work plan is being developed for monthly ambient sampling and monthly groundwater seepage sampling. The work plan will include field data collection, data analysis, modeling, final report, and community presentation.
 - Project currently on hold until new staff has been hired.

SCHEDULE

Description	Current Start	Current Finish	Baseline Start	Baseline Finish
Issue NTP to PM	4/4/22	4/4/22	4/4/22	4/4/22
Study Phase Begins/Kickoff Meeting (NTP)	4/4/22	4/4/22	4/4/22	4/4/22
Phase I Field Collection w/Monthly Samples	4/4/22	3/31/23	4/4/22	3/31/23
Phase II Data Analysis, Budget, Modeling	4/3/23	9/14/23	4/3/23	9/14/23
Draft Report	9/15/23	11/13/23	9/15/23	11/13/23
Final Report	11/14/23	12/1/23	11/14/23	12/1/23
Community Presentation Meeting	12/4/23	12/4/23	12/4/23	12/4/23
Project Complete	8/12/24	8/12/24	8/12/24	8/12/24



■ New ■ New
 ■ Planning - 0% ■ New
 ■ New

FINANCIAL STATUS

Description	PROJECT TO DATE								CURRENT YEAR			FUTURE	
	Total Investment	% Complete	Planned Value	Earned Value	Actual Cost (ACWP)	Estimate to Complete (ETC)	Estimate at Completion (EAC)	Variance at Completion	Current Year Budget FY2021-22	Open Encumbrance	Current Year Expenditures	Budget Balance	Budget Requirements
PROF SVCS	\$300,000	0%	\$0	\$0	\$0	\$300,000	\$300,000	\$0	\$300,000	\$0	\$0	\$300,000	\$0
Total:	\$300,000	0%	\$0	\$0	\$0	\$300,000	\$300,000	\$0	\$300,000	\$0	\$0	\$300,000	\$0

PROJECT DESCRIPTION/TEAM

Limits: Wekiva Basin Area

CIP Number: 01785376

Contract Number: PS-0801-16

Phase Work Order: 4 & 5

Commissioner District: 3,5

Phase (Primary): Study

Phase (Secondary): PHASE III

Referendum Exhibit: Exhibit C - Stormwater and Water Quality

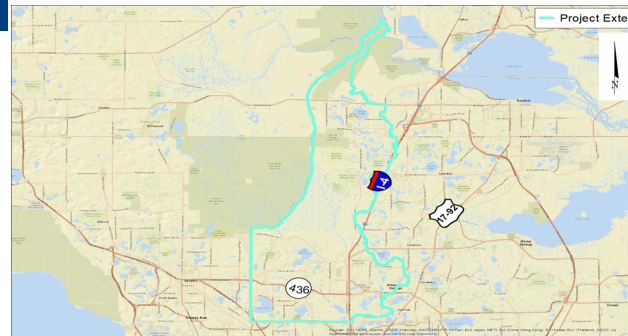
Project Management Team:

County Project Mgr.: Kim Ornberg SCPW

Consultant Project Mgr.: Geosyntec

CEI/Construction Mgr.: N/A

Construction Contractor: N/A



PROJECT SCOPE

Surface/Groundwater/Water Quality Analysis for the greater Wekiva area (Big Wekiva, Little Wekiva, and Yankee Lake Basins).

ACCOMPLISHMENTS

Study - Phase III

ISSUES/RISKS/CHANGES

- No Issues

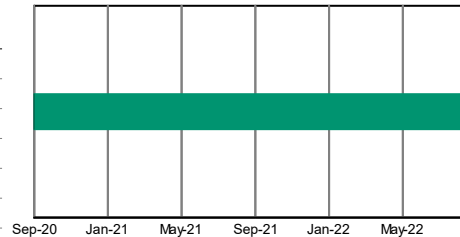
FUNDING AGENCY -- MANAGING AGENCY -- GRANT/AGCY

Design: 2nd Gen. - SCPW Const.: N/A -

ROW: N/A - CEI: N/A -

SCHEDULE

Description	Current Start	Current Finish	Baseline Start	Baseline Finish
Issue NTP to PM	9/6/16	9/6/16	9/6/16	9/6/16
Model Hydraulic Network Refinement	9/28/20	6/30/21	9/28/20	6/30/21
Final Technical Memorandum	8/16/21	8/30/21	8/16/21	8/30/21
Phase IV Analysis Starts	1/31/22	1/31/22	1/31/22	1/31/22
Final Report submitted to SCPW PM	7/29/22	7/29/22	7/29/22	7/29/22
Public stakeholder and BCC meetings	8/1/22	9/23/22	8/1/22	9/23/22
Project Complete	6/2/23	6/2/23	6/2/23	6/2/23



■ New
■ Planning - 75%
■ New

PROGRESS SUMMARY

- LIDAR will be made available on October 1, 2021. Consultant will use LIDAR in model.
 - Study to develop groundwater/surface water model that will assess water quality & flooding issues.
 - Results of analysis will quantify GW/SW pollution & develop strategies (structural/non-structural) to reduce pollution & protect Wekiva Springs.
 - Study will identify capital improvement projects to meet regulatory compliance (water quality) & alleviate any potential flooding.
 - W.O #3 completed; Work order #4 for Phase I survey needs has been executed and critical survey work is 95% complete. W.O. #5 is for the remainder of the project tasks and activities, including final survey work and a BAR for the additional funding for BCC approval on 12/14. This work order includes additional groundwater and sediment transport analyses that had not been part of the original scope. WO#5 is in

FINANCIAL STATUS

Description	PROJECT TO DATE								CURRENT YEAR			FUTURE	
	Total Investment Cost (TIC)	% Complete	Planned Value	Earned Value	Actual Cost (ACWP)	Estimate to Complete (ETC)	Estimate at Completion (EAC)	Variance at Completion	Current Year Budget FY2021-22	Open Encumbrance	Current Year Expenditures	Budget Balance	Budget Requirements
PROF SVCS	\$732,834	75%	\$423,212	\$549,626	\$215,539	\$757,317	\$972,856	(\$240,022)	\$809,352	\$757,317	\$60,397	(\$8,362)	\$8,362
DESIGN	\$66,351	75%	\$44,787	\$49,763	\$71,961	\$0	\$71,961	(\$5,610)	\$0	\$0	\$5,610	(\$5,610)	\$5,610
CONSTRUCTION	\$0	0%	\$0	\$0	\$0	\$0	\$0	\$0	\$23,366	\$0	\$0	\$23,366	(\$68,224)
Total:	\$799,184	75%	\$467,999	\$599,389	\$287,500	\$757,317	\$1,044,817	(\$245,632)	\$832,718	\$757,317	\$66,007	\$9,394	(\$54,252)

Work Mix: Building Improvements

Monthly Report Date 17-February-2022

PROJECT DESCRIPTION/TEAM

Limits: At Five Points Campus

CIP Number: 02107085/02107087/02107088

Contract Number: DB-2551-19/RTB

Phase Work Order: N/A

Commissioner District: 4

Phase (Primary): Design

Phase (Secondary):

Referendum Exhibit:

Project Management Team:

County Project Mgr.: Nick Brow SCPW
 Consultant Project Mgr.: Leon Camarda PMA
 CEI/Construction Mgr.: Nathan Butler HKS Architects
 Construction Contractor: Stephanie Farmer Wharton-Smith



PROJECT SCOPE

Five Points Campus Development Phase 01: Courthouse Annex, Central Chiller Plant, Parking Garage

ACCOMPLISHMENTS

- Design Phase complete for all (3) building.
- Site Plan approval for Annex and CCP received.

ISSUES/RISKS/CHANGES


- City of Sanford review of utility work at 17-92 underway. Contractor is required to revise drawings per City design standards. Additional time and cost may be associated with changes.

FUNDING AGENCY -- MANAGING AGENCY -- GRANT/AGCY

Design: Gen Fund - SCPW **Const.:** Gen Fund - SCPW
ROW: N/A - SCPW **CEI:** Gen Fund - SCPW

SCHEDULE

Description	Current	Current	Baseline	Baseline
	Start	Finish	Start	Finish
Issue NTP to PM	1/19/21	1/19/21	1/19/21	1/19/21
Project Complete	5/25/23	5/25/23	5/25/23	5/25/23



■ Design - 44% ■ Construction - 44%

PROGRESS SUMMARY

- Parking garage precast 100%, pouring slab on-grade.
- Interior fitout underway.
- Annex building pad prepared, undergounds underway.
- Central Chiller Plant site cleared, removing debris in anticipation for fill dirt.

FINANCIAL STATUS

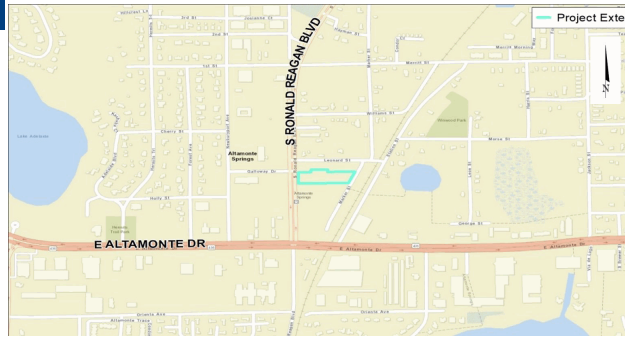
Description	PROJECT TO DATE								CURRENT YEAR			FUTURE	
	Total Investment Cost (TIC)	% Complete	Planned Value	Earned Value	Actual Cost (ACWP)	Estimate to Complete (ETC)	Estimate at Completion (EAC)	Variance at Completion	Current Year Budget FY2021-22	Open Encumbrance	Current Year Expenditures	Budget Balance	Budget Requirements
DESIGN	\$25,000	44%	\$11,000	\$11,000	\$30,508	\$0	\$30,508	(\$5,508)	\$0	\$6,506	\$5,508	(\$12,014)	\$5,508
CONSTRUCTION	\$71,581,326	44%	\$31,495,783	\$31,495,783	\$10,326,292	\$61,249,526	\$71,575,818	\$5,508	\$63,044,520	\$56,550,349	\$1,789,490	\$4,704,681	(\$5,505)
Total:	\$71,606,326	44%	\$31,506,784	\$31,506,784	\$10,356,800	\$61,249,526	\$71,606,326	\$0	\$63,044,520	\$56,556,856	\$1,794,998	\$4,692,667	\$3

Monthly Report Date 17-February-2022

PROJECT DESCRIPTION/TEAM

Limits: 2721 S. Ronald Reagan, Altamonte Springs

CIP Number: 02005049
 Contract Number: CC-2772-19/RTB
 Phase Work Order: N/A
 Commissioner District: 4
 Phase (Primary): Construction
 Phase (Secondary):
 Referendum Exhibit:



PROJECT SCOPE

Construction of Fire Station 11.

ACCOMPLISHMENTS

- Contractor is passing final inspections for building.

ISSUES/RISKS/CHANGES

- Interior floor finish issue. Sub-contractor installed incorrect product, working with vendor to determine remedial work.
 - Substantial Completion will not be issued until this is resolved.

PROGRESS SUMMARY

- Change Order for liquidated damages being prepared for January to allow Progress Payments to continue uninterrupted.
 - Remaining work includes landscape, electrical, floor finish corrections.
 - Preliminary punch items/deficiencies have been conveyed to contractor at OAC meetings.
 - Current Substantial Completion date is January 20th, however per onsite observations, the contractor will not meet this timeline.
 - Contractor is behind on invoicing work and providing updated schedule to County.
 - Surety will be contacted in February for assistance.

FUNDING AGENCY -- MANAGING AGENCY -- GRANT/AGCY

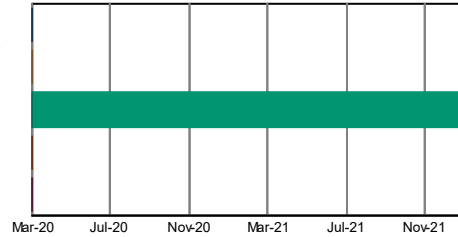
Design: Fire Prot. - SCPW **Const.:** Fire Prot. - SCPW
ROW: N/A - SCPW **CEI:** Fire Prot. - SCPW

Project Management Team:

County Project Mgr.: Nick Brow SCPW
 Consultant Project Mgr.: Remy Gili CT HSU
 CEI/Construction Mgr.: Remy Gili CT HSU
 Construction Contractor: Chris Hutchison APM Construction

SCHEDULE

Description	Current		Baseline	
	Start	Finish	Start	Finish
Issue NTP to PM	3/3/20	3/3/20	3/3/20	3/3/20
Project Complete	1/15/22	1/15/22	9/5/21	9/5/21



■ Design - 100% ■ TBD
 ■ Construction - 97% ■ TBD
 ■ TBD

FINANCIAL STATUS

Description	PROJECT TO DATE								CURRENT YEAR				FUTURE
	Total Investment Cost (TIC)	% Complete	Planned Value	Earned Value	Actual Cost (ACWP)	Estimate to Complete (ETC)	Estimate at Completion (EAC)	Variance at Completion	Current Year Budget FY2021-22	Open Encumbrance	Current Year Expenditures	Budget Balance	Budget Requirements
DESIGN	\$501,982	100%	\$501,982	\$501,982	\$377,273	\$124,709	\$501,982	\$0	\$156,862	\$33,813	\$32,153	\$90,896	\$0
ROW	\$42,056	97%	\$40,794	\$40,794	\$42,056	\$0	\$42,056	\$0	\$0	\$0	\$0	\$0	\$0
CONSTRUCTION	\$4,979,559	97%	\$4,830,173	\$4,830,173	\$4,386,536	\$593,023	\$4,979,559	\$0	\$732,598	\$323,685	\$139,575	\$269,338	\$0
OTHER	\$129	97%	\$125	\$125	\$129	\$0	\$129	\$0	\$0	\$3,032	\$0	(\$3,032)	\$0
EQUIPMENT	\$7,250	97%	\$7,033	\$7,033	\$7,250	\$0	\$7,250	\$0	\$0	\$0	\$0	\$0	\$0
Total:	\$5,530,976	97%	\$5,380,107	\$5,380,107	\$4,813,244	\$717,732	\$5,530,976	\$0	\$889,460	\$360,530	\$171,728	\$357,202	\$0

Monthly Report Date 17-February-2022

PROJECT DESCRIPTION/TEAM

Limits: Parcel ID: 31-19-30-502-0000-0331, 0310, 0350, 0390, 035A, 0330

CIP Number: 02005012/02005021

Contract Number: PS-3066-20/RTB

Phase Work Order: 1

Commissioner District: 5

Phase (Primary): Design

Phase (Secondary): Permitting

Referendum Exhibit:

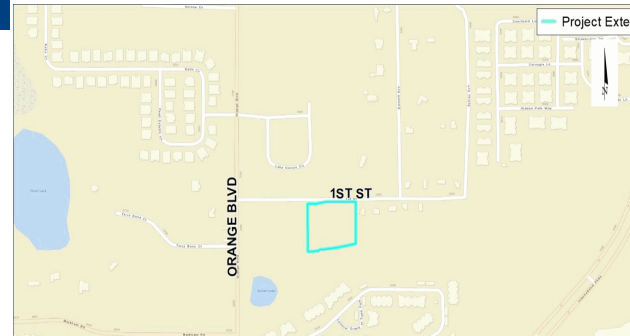
Project Management Team:

County Project Mgr.: Nick Brow SCPW

Consultant Project Mgr.: Johnnie Lohrum Schenkel Shultz

CEI/Construction Mgr.: Gary Porter Schenkel Shultz

Construction Contractor: TBD



PROJECT SCOPE

- Design and Construction of Fire Station 39.

ACCOMPLISHMENTS

- DRC site plan approved.

ISSUES/RISKS/CHANGES

- N/A

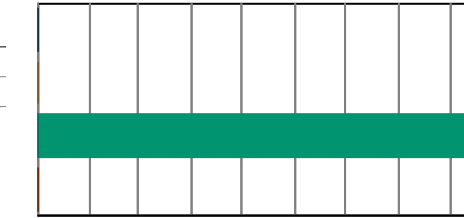
FUNDING AGENCY -- MANAGING AGENCY -- GRANT/AGCY

Design: Fire Prot. - SCPW **Const.:** Fire Prot. - SCPW

ROW: Fire Prot. - SCPW **CEI:** Fire Prot. - SCPW

SCHEDULE

Description	Current	Current	Baseline	Baseline
	Start	Finish	Start	Finish
Issue NTP to PM	1/15/21	1/15/21	1/15/21	1/15/21
Design Phase Complete	12/31/21	12/31/21	9/11/21	9/11/21



Jan-21 Feb-21 Mar-21 Apr-21 May-21 Jun-21 Jul-21 Aug-21 Sep-21

■ Design - 99% ■ ROW - 100%

PROGRESS SUMMARY

- Building package updated to include approved site plan to receive permit with County.
 - Preparing documents to advertise project for construction.

FINANCIAL STATUS

Description	PROJECT TO DATE								CURRENT YEAR			FUTURE	
	Total Investment Cost (TIC)	% Complete	Planned Value	Earned Value	Actual Cost (ACWP)	Estimate to Complete (ETC)	Estimate at Completion (EAC)	Variance at Completion	Current Year Budget FY2021-22	Open Encumbrance	Current Year Expenditures	Budget Balance	Budget Requirements
PROF SVCS	\$5,000	99%	\$4,950	\$4,950	\$0	\$5,000	\$5,000	\$0	\$5,000	\$0	\$0	\$5,000	\$0
DESIGN	\$377,311	99%	\$373,538	\$373,538	\$377,311	\$0	\$377,311	\$0	\$0	\$176,453	\$0	(\$176,453)	\$0
ROW	\$469,729	100%	\$469,729	\$469,729	\$469,729	\$0	\$469,729	\$0	\$0	\$0	\$0	\$0	\$0
CONSTRUCTION	\$6,423,068	0%	\$0	\$0	\$0	\$6,423,068	\$6,423,068	\$0	\$6,423,069	\$5,028,843	\$0	\$1,394,226	(\$1)
OTHER	\$354	99%	\$349	\$349	\$354	\$0	\$354	\$0	\$0	\$0	\$0	\$0	\$0
EQUIPMENT	\$473,300	0%	\$0	\$0	\$0	\$473,300	\$473,300	\$0	\$473,300	\$0	\$0	\$473,300	\$0
Total:	\$7,748,762	11%	\$848,566	\$848,566	\$847,394	\$6,901,368	\$7,748,762	\$0	\$6,901,369	\$5,205,296	\$0	\$1,696,073	(\$1)

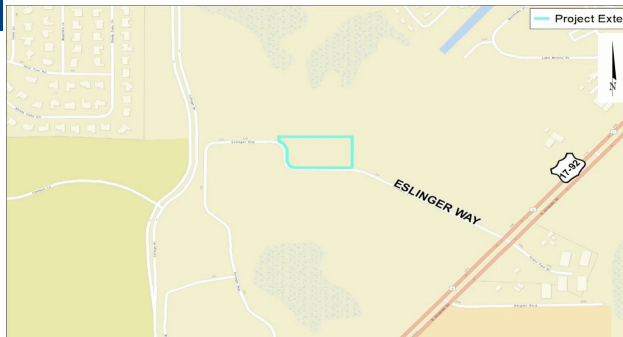
PROJECT DESCRIPTION/TEAM

Limits: 200 Eslinger Way, Sanford

CIP Number: 01785962/01785963/01785964
 Contract Number: DB-2785-19/RTB
 Phase Work Order: N/A
 Commissioner District: 4
 Phase (Primary): Design
 Phase (Secondary):
 Referendum Exhibit:

Project Management Team:

County Project Mgr.: Nick Brow SCPW
 Consultant Project Mgr.: Mark Knott PMA
 CEI/Construction Mgr.: Jeff Bush HKS Architects
 Construction Contractor: Russell Garrison Wharton-Smith



PROJECT SCOPE

Designing and Construction of the Juvenile Assessment Center, as an expansion to the existing Detention Center.

Funding Agency:
 *Multi-Sources = Miscellaneous Grant & 2nd Gen.

ACCOMPLISHMENTS

- FPL energized new transformer.

ISSUES/RISKS/CHANGES

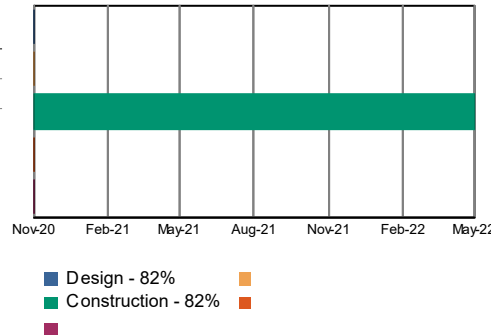
- Contractor preparing "Recovery" schedule. Anticipated additional General Conditions request. PMA to review.

FUNDING AGENCY -- MANAGING AGENCY -- GRANT/AGCY

Design: *Multi-Sources - SCPW/Grant **Const.:** *Multi-Sources - SCPW/Grant
ROW: N/A - **CEI:** *Multi-Sources - SCPW/Grant

SCHEDULE

Description	Current	Current	Baseline	Baseline
	Start	Finish	Start	Finish
Issue NTP to PM	11/2/20	11/2/20	11/2/20	11/2/20
Project Complete	5/2/22	5/2/22	4/6/23	4/6/23



PROGRESS SUMMARY

- Underground work is underway.
- Contractor prepping area for building slab.
- Prepping ground HVAC unit for relocation to roof.
- Coordinating power interruption with SCISO, 12 hours with no power.
- Moving juveniles to jail for 24-hours while construction activity is underway.

FINANCIAL STATUS

Description	PROJECT TO DATE								CURRENT YEAR			FUTURE	
	Total Investment Cost (TIC)	% Complete	Planned Value	Earned Value	Actual Cost (ACWP)	Estimate to Complete (ETC)	Estimate at Completion (EAC)	Variance at Completion	Current Year Budget FY2021-22	Open Encumbrance	Current Year Expenditures	Budget Balance	Budget Requirements
PROF SVCS	\$47,067	82%	\$38,595	\$38,595	\$47,067	\$0	\$47,067	\$0	\$0	\$0	\$0	\$0	\$0
DESIGN	\$51	82%	\$42	\$42	\$51	\$0	\$51	\$0	\$0	\$0	\$0	\$0	\$0
CONSTRUCTION	\$5,821,081	82%	\$4,773,286	\$4,773,286	\$1,840,586	\$3,980,495	\$5,821,081	\$0	\$4,872,215	\$3,606,382	\$891,720	\$374,113	\$0
OTHER	\$136,226	82%	\$111,705	\$111,705	\$67,591	\$68,635	\$136,226	\$0	\$68,635	\$0	\$0	\$68,635	\$0
Total:	\$6,004,425	82%	\$4,923,629	\$4,923,629	\$1,955,295	\$4,049,130	\$6,004,425	\$0	\$4,940,850	\$3,606,382	\$891,720	\$442,748	\$0

PROJECT DESCRIPTION/TEAM

Limits: Alafaya Trail to Division Street

CIP Number: 01785255

Contract Number: N/A

Phase Work Order: N/A

Commissioner District: 1

Phase (Primary): Design

Phase (Secondary):

Referendum Exhibit: Exhibit C - Sidewalk / ADA Improvements

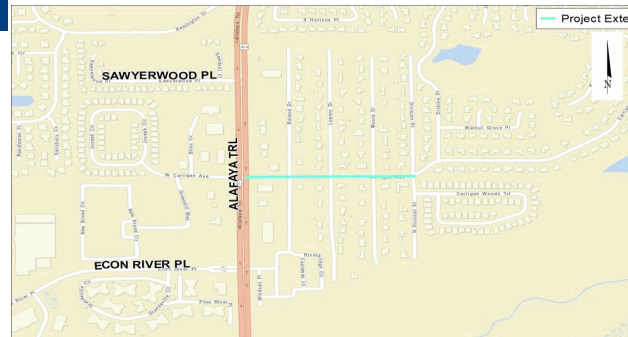
Project Management Team:

County Project Mgr.: Rebecca Plumlee SCPW

Consultant Project Mgr.: SCPW

CEI/Construction Mgr.: John Miller SCPW

Construction Contractor: TBD



PROJECT SCOPE

This project will design and construct sidewalk improvements on the north and south sides Carrigan Ave from Alafaya Trl to Division St. The approximate length is 1,315 LF.

ACCOMPLISHMENTS

- Constructability Review completed.
- Completed 60% Plans 2nd resubmittal

ISSUES/RISKS/CHANGES

- Survey incomplete as far as utilities, level B performance.
- Sidewalk redesign needed.

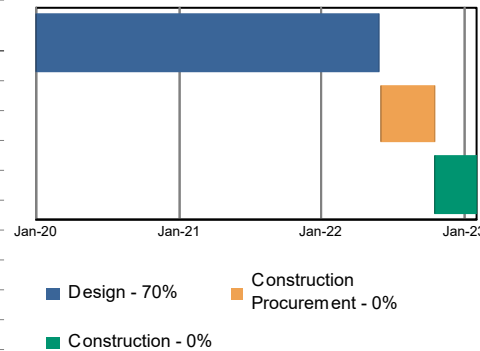
FUNDING AGENCY -- MANAGING AGENCY -- GRANT/AGCY

Design: 3rd Gen. - SCPW Const.: 3rd Gen. - SCPW

ROW: 3rd Gen. - SCPW CEI: 3rd Gen. - SCPW

SCHEDULE

Description	Current Start	Current Finish	Baseline Start	Baseline Finish
Issue NTP to PM	11/21/19	11/21/19	11/21/19	11/21/19
Design Phase Begins	2/20/20	2/20/20	2/20/20	2/20/20
ROW Clear Certification Issued	6/11/21	6/11/21	6/11/21	6/11/21
60% Plans 2nd Resubmittal	1/3/22	2/18/22	1/3/22	2/18/22
Production Date (Design Phase Completed)	5/30/22	5/30/22	5/30/22	5/30/22
Advertisement Date/Open Bids	7/13/22	8/2/22	7/13/22	8/2/22
PCD Contract Execution	10/14/22	10/14/22	10/14/22	10/14/22
Construction NTP	10/18/22	10/18/22	10/18/22	10/18/22
Construction Final Completion	2/2/23	2/2/23	2/2/23	2/2/23
Project Complete	7/20/23	7/20/23	7/20/23	7/20/23



PROGRESS SUMMARY

- Survey work order was issued on December 20, 2021.
- Completed 60% Plans 2nd resubmittal on January 28, 2022

FINANCIAL STATUS

Description	PROJECT TO DATE								CURRENT YEAR			FUTURE	
	Total Investment Cost (TIC)	% Complete	Planned Value	Earned Value	Actual Cost (ACWP)	Estimate to Complete (ETC)	Estimate at Completion (EAC)	Variance at Completion	Current Year Budget FY2021-22	Open Encumbrance	Current Year Expenditures	Budget Balance	Budget Requirements
DESIGN	\$11,287	70%	\$9,298	\$7,901	\$10,485	\$5,847	\$16,332	(\$5,045)	\$0	\$5,847	\$100	(\$5,947)	\$5,947
CONSTRUCTION	\$324,705	0%	\$0	\$0	\$0	\$324,705	\$324,705	\$0	\$596,615	\$0	\$0	\$596,615	(\$271,910)
CEI	\$48,706	0%	\$0	\$0	\$0	\$48,706	\$48,706	\$0	\$91,200	\$0	\$0	\$91,200	(\$42,494)
Total:	\$384,698	2%	\$9,298	\$7,901	\$10,485	\$379,258	\$389,743	(\$5,045)	\$687,815	\$5,847	\$100	\$681,868	(\$308,457)

PROJECT DESCRIPTION/TEAM

Limits: From Lake Charm Drive to approximately 600 feet east.

CIP Number: 01785572

Contract Number: N/A

Phase Work Order: N/A

Commissioner District: 2

Phase (Primary): Design

Phase (Secondary): Survey

Referendum Exhibit: Exhibit C - Sidewalk / ADA Improvements

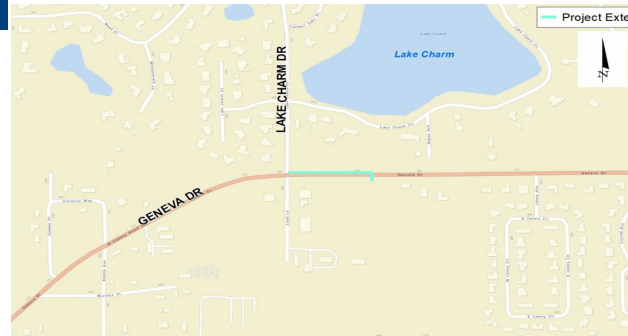
Project Management Team:

County Project Mgr.: Rebecca Plumlee SCPW

Consultant Project Mgr.: SCPW

CEI/Construction Mgr.: John Miller SCPW

Construction Contractor: TBD



PROJECT SCOPE

Design and construct new sidewalk along CR 426 (Geneva Drive) from Lake Charm Drive to approximately 600 feet east.

ACCOMPLISHMENTS

- Completed sidewalk alignment, profile, and layout.

ISSUES/RISKS/CHANGES

- No Issues

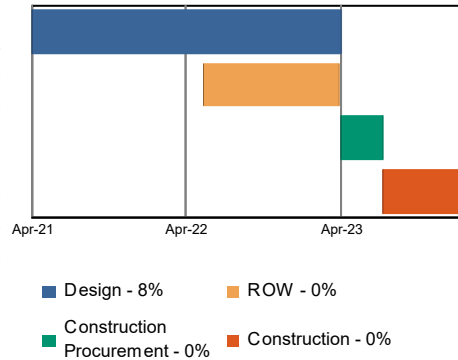
FUNDING AGENCY -- MANAGING AGENCY -- GRANT/AGCY

Design: 3rd Gen. - SCPW **Const.:** 3rd Gen. - SCPW

ROW: 3rd Gen. - SCPW **CEI:** 3rd Gen. - SCPW

SCHEDULE

Description	Current Start	Current Finish	Baseline Start	Baseline Finish
Issue NTP to PM	4/29/21	4/29/21	4/29/21	4/29/21
PE Begin - Kickoff Meeting (NTP)	5/26/21	5/26/21	5/26/21	5/26/21
60% Plans Development	8/13/21	8/29/22	8/13/21	8/29/22
ROW Phase Summary	6/9/22	4/24/23	6/9/22	4/24/23
90% Plans Development	8/30/22	1/20/23	8/30/22	1/20/23
100% Plans Development	1/23/23	4/17/23	1/23/23	4/17/23
Production Date (Design Phase Completed)	4/24/23	4/24/23	4/24/23	4/24/23
Advertisement Date/Open Bids	6/21/23	8/1/23	6/21/23	8/1/23
PCD Contract Executed	8/8/23	8/8/23	8/8/23	8/8/23
Construction NTP	8/10/23	8/10/23	8/10/23	8/10/23
Construction Final Completion	3/6/24	3/6/24	3/6/24	3/6/24
Project Complete	11/13/24	11/13/24	11/13/24	11/13/24



PROGRESS SUMMARY

- Engagement notice (flyer) to be mailed out April 2022.
- REM Team got in contact with the property owners, and both were unwilling to donate ROW.
- Title Search anticipated.

FINANCIAL STATUS

Description	PROJECT TO DATE								CURRENT YEAR			FUTURE	
	Total Investment Cost (TIC)	% Complete	Planned Value	Earned Value	Actual Cost (ACWP)	Estimate to Complete (ETC)	Estimate at Completion (EAC)	Variance at Completion	Current Year Budget FY2021-22	Open Encumbrance	Current Year Expenditures	Budget Balance	Budget Requirements
DESIGN	\$6,339	8%	\$1,675	\$507	\$6,339	\$0	\$6,339	\$0	\$0	\$0	\$0	\$0	\$6,339
ROW	\$1	0%	\$0	\$0	\$0	\$0	\$0	\$1	\$0	\$0	\$0	\$0	\$0
CONSTRUCTION	\$34,998	0%	\$0	\$0	\$0	\$34,998	\$34,998	\$0	\$0	\$0	\$0	\$0	\$34,998
Total:	\$41,338	1%	\$1,675	\$507	\$6,339	\$34,998	\$41,337	\$1	\$0	\$0	\$0	\$0	\$41,337

Monthly Report Date 17-February-2022

PROJECT DESCRIPTION/TEAM

Limits: The limits of this project are 650 feet north from the intersection of E Tuskawilla Pt and Eagles Watch Trail.

CIP Number: 02007096

Contract Number: N/A

Phase Work Order: N/A

Commissioner District: 2

Phase (Primary): Design

Phase (Secondary): N/A

Referendum Exhibit: Exhibit C - Stormwater and Water Quality

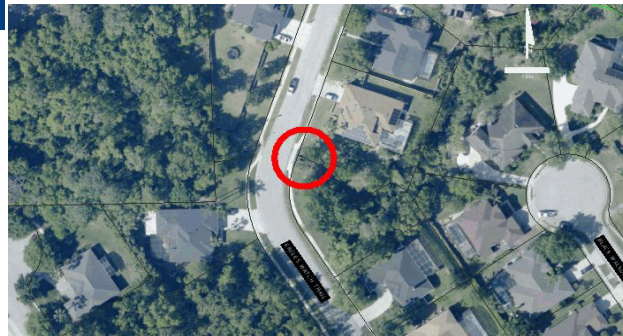
Project Management Team:

County Project Mgr.: Rebecca Plumlee SCPW

Consultant Project Mgr.: SCPW

CEI/Construction Mgr.: TBD

Construction Contractor: TBD



PROJECT SCOPE

Replace existing two (2) 42 inch RCP culverts DR 0170C with three (3) 6 ft x 6 ft CBCs and maintain 1300 ft of linear channel.

ACCOMPLISHMENTS

- Completed Technical Scope.

ISSUES/RISKS/CHANGES

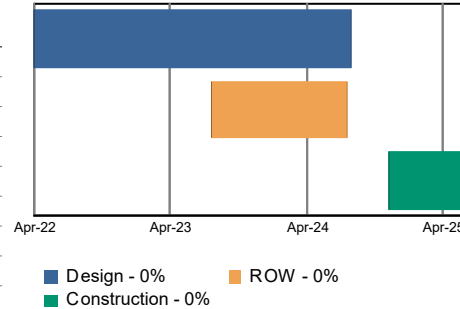
- No Issues.

FUNDING AGENCY -- MANAGING AGENCY -- GRANT/AGCY

Design: 3rd Gen. - SCPW **Const.:** 3rd Gen. - SCPW
ROW: 3rd Gen. - SCPW **CEI:** 3rd Gen. - SCPW

SCHEDULE

Description	Current Start	Current Finish	Baseline Start	Baseline Finish
Issue NTP to PM	10/1/21	10/1/21	10/1/21	10/1/21
PE Begin - Kickoff Meeting (NTP)	4/18/22	4/18/22	4/18/22	4/18/22
30% Plans Development	4/18/22	5/11/23	4/18/22	5/11/23
60% Plans Development	5/12/23	10/2/23	5/12/23	10/2/23
ROW Phase Summary	8/7/23	8/5/24	8/7/23	8/5/24
90% Plans Development	10/3/23	1/12/24	10/3/23	1/12/24
100% Plans Development	1/15/24	4/22/24	1/15/24	4/22/24
Production Date (Design Phase Completed)	8/5/24	8/5/24	8/5/24	8/5/24
Advertisement Date/Open Bids	10/2/24	11/12/24	10/2/24	11/12/24
PCD Contract Executed	11/20/24	11/20/24	11/20/24	11/20/24
Construction NTP	11/22/24	11/22/24	11/22/24	11/22/24
Construction Final Completion	7/10/25	7/10/25	7/10/25	7/10/25
Project Complete	3/19/26	3/19/26	3/19/26	3/19/26



PROGRESS SUMMARY

- Technical Assessment meeting to be held with SCPW management on November 17, 2021.
- Completed documentation of why project is not moving forward on January 24, 2022.

FINANCIAL STATUS

Description	PROJECT TO DATE									CURRENT YEAR				FUTURE
	Total Investment Cost (TIC)	% Complete	Planned Value	Earned Value	Actual Cost (ACWP)	Estimate to Complete (ETC)	Estimate at Completion (EAC)	Variance at Completion	Current Year Budget FY2021-22	Open Encumbrance	Current Year Expenditures	Budget Balance	Budget Requirements	
DESIGN	\$25,253	0%	\$0	\$0	\$0	\$25,253	\$25,253	\$0	\$0	\$0	\$0	\$0	\$25,253	
CONSTRUCTION	\$254,747	0%	\$0	\$0	\$0	\$254,747	\$254,747	\$0	\$280,000	\$0	\$0	\$280,000	(\$25,253)	
CEI	\$0	0%	\$0	\$0	\$0	\$0	\$0	\$0	\$0	\$0	\$0	\$0	\$0	
Total:	\$280,000	0%	\$0	\$0	\$0	\$280,000	\$280,000	\$0	\$280,000	\$0	\$0	\$280,000	\$0	

Monthly Report Date 17-February-2022

PROJECT DESCRIPTION/TEAM

Limits: Academy Drive to SR 436

CIP Number: 02107063

Contract Number: N/A

Phase Work Order: N/A

Commissioner District: 3

Phase (Primary): Design

Phase (Secondary): Survey

Referendum Exhibit: Exhibit C - Sidewalk / ADA Improvements

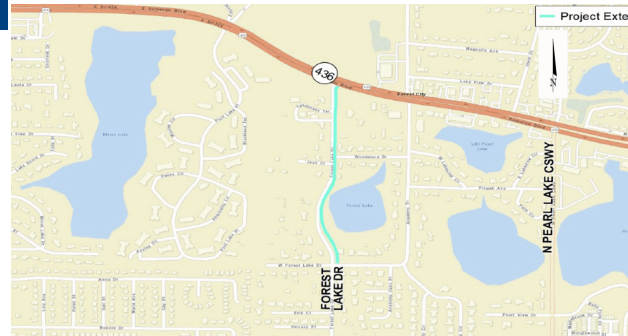
Project Management Team:

County Project Mgr.: Rebecca Plumlee SCPW

Consultant Project Mgr.: SCPW

CEI/Construction Mgr.: Stephen Thomas SCPW

Construction Contractor: TBD



PROJECT SCOPE

To design and construction 2000 LF of 5ft concrete sidewalk along the east side of Forest Lake Drive from Academy Drive to SR 436.

ACCOMPLISHMENTS

- Project Alignment complete.
- Early design layout complete

ISSUES/RISKS/CHANGES

- No issues

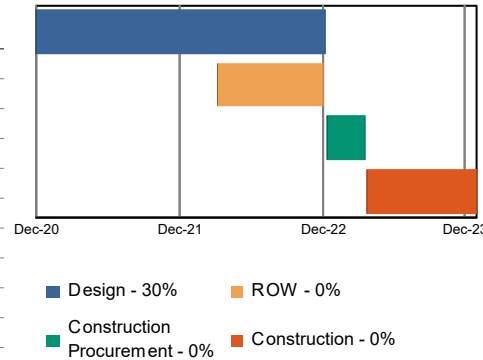
FUNDING AGENCY -- MANAGING AGENCY -- GRANT/AGCY

Design: 3rd Gen. - SCPW **Const.:** 3rd Gen. - SCPW

ROW: 3rd Gen. - SCPW **CEI:** 3rd Gen. - SCPW

SCHEDULE

Description	Current Start	Current Finish	Baseline Start	Baseline Finish
Issue NTP to PM	10/1/20	10/1/20	10/1/20	10/1/20
PE Begin - Kickoff Meeting (NTP)	12/14/20	12/14/20	12/14/20	12/14/20
60% Plans Development	8/2/21	5/25/22	8/2/21	5/25/22
ROW Phase Summary	3/24/22	12/15/22	3/24/22	12/15/22
Public Meeting #2	4/25/22	4/25/22	4/25/22	4/25/22
90% Plans Development	5/26/22	9/6/22	5/26/22	9/6/22
100% Plans Development	9/7/22	12/15/22	9/7/22	12/15/22
Production Date (Design Phase Completed)	12/16/22	12/16/22	12/16/22	12/16/22
Advertisement Date/Open Bids	2/14/23	3/27/23	2/14/23	3/27/23
PCD Contract Executed	4/4/23	4/4/23	4/4/23	4/4/23
Construction NTP	4/6/23	4/6/23	4/6/23	4/6/23
Construction Final Completion	1/11/24	1/11/24	1/11/24	1/11/24
Project Complete	9/19/24	9/19/24	9/19/24	9/19/24



PROGRESS SUMMARY

- Flyer with Web link information for virtual public meeting at 60% design level.
- Completed early design layout
- Title Search anticipated

FINANCIAL STATUS

Description	PROJECT TO DATE								CURRENT YEAR			FUTURE	
	Total Investment Cost (TIC)	% Complete	Planned Value	Earned Value	Actual Cost (ACWP)	Estimate to Complete (ETC)	Estimate at Completion (EAC)	Variance at Completion	Current Year Budget FY2021-22	Open Encumbrance	Current Year Expenditures	Budget Balance	Budget Requirements
DESIGN	\$13,400	30%	\$5,696	\$4,020	\$13,400	\$0	\$13,400	\$0	\$4,600	\$0	\$0	\$4,600	(\$4,600)
ROW	\$15,000	0%	\$0	\$0	\$0	\$15,000	\$15,000	\$0	\$15,000	\$0	\$0	\$15,000	\$0
CONSTRUCTION	\$170,000	0%	\$0	\$0	\$0	\$170,000	\$170,000	\$0	\$170,000	\$0	\$0	\$170,000	\$0
CEI	\$30,583	0%	\$0	\$0	\$0	\$30,583	\$30,583	\$0	\$32,000	\$0	\$0	\$32,000	(\$1,417)
Total:	\$228,983	2%	\$5,696	\$4,020	\$13,400	\$215,583	\$228,983	\$0	\$221,600	\$0	\$0	\$221,600	(\$6,017)

Monthly Report Date 17-February-2022

PROJECT DESCRIPTION/TEAM

Limits: Lake Hodge

CIP Number: 00285002

Contract Number: N/A

Phase Work Order: N/A

Commissioner District: 2

Phase (Primary): Design

Phase (Secondary): N/A

Referendum Exhibit: Exhibit C - Stormwater and Water Quality

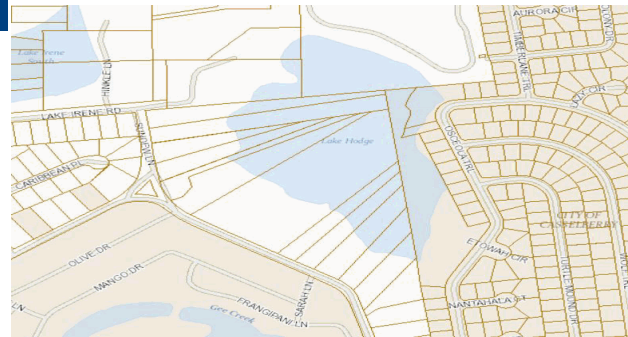
Project Management Team:

County Project Mgr.: Rebecca Plumlee SCPW

Consultant Project Mgr.: SCPW

CEI/Construction Mgr.: N/A

Construction Contractor: TBD



PROJECT SCOPE

Placement of an outfall drop structure consisting of a 1,150 linear foot storm sewer line of 18-inch corrugated metal pipe with an FDOT Type "D" inlet at Lake Hodge.

ACCOMPLISHMENTS

- Technical Scope complete.

ISSUES/RISKS/CHANGES

- No Issues.

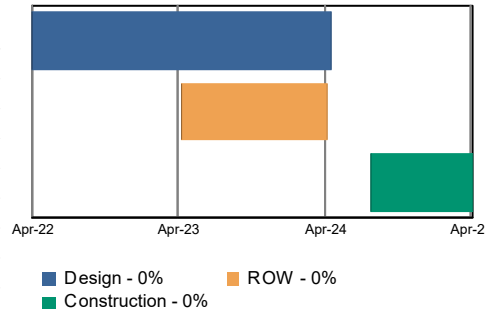
FUNDING AGENCY -- MANAGING AGENCY -- GRANT/AGCY

Design: 2nd Gen. - SCPW **Const.:** 2nd Gen. - SCPW

ROW: 2nd Gen. - SCPW **CEI:** 2nd Gen. - SCPW

SCHEDULE

Description	Current Start	Current Finish	Baseline Start	Baseline Finish
Issue NTP to PM	10/1/21	10/1/21	10/1/21	10/1/21
PE Begin - Kickoff Meeting (NTP)	4/18/22	4/18/22	4/18/22	4/18/22
30% Plans Development	4/18/22	1/31/23	4/18/22	1/31/23
60% Plans Development	2/1/23	5/3/23	2/1/23	5/3/23
ROW Phase Summary	4/27/23	4/25/24	4/27/23	4/25/24
90% Plans Development	5/4/23	8/15/23	5/4/23	8/15/23
100% Plans Development	8/16/23	11/22/23	8/16/23	11/22/23
Production Date (Design Phase Completed)	4/25/24	4/25/24	4/25/24	4/25/24
Advertisement Date/Open Bids	6/24/24	8/2/24	6/24/24	8/2/24
PCD Contract Executed	8/12/24	8/12/24	8/12/24	8/12/24
Construction NTP	8/14/24	8/14/24	8/14/24	8/14/24
Construction Final Completion	4/23/25	4/23/25	4/23/25	4/23/25
Project Complete	12/31/25	12/31/25	12/31/25	12/31/25



PROGRESS SUMMARY

- Technical assessment meeting was held with SCPW management on November 17, 2021.
 - Originally, this project was put on hold because residents were not willing to provide easements. There is already a set of signed and sealed plans for this project from before.
 - Completed documentation of why project is not moving forward on January 24, 2022.

FINANCIAL STATUS

Description	PROJECT TO DATE								CURRENT YEAR			FUTURE	
	Total Investment Cost (TIC)	% Complete	Planned Value	Earned Value	Actual Cost (ACWP)	Estimate to Complete (ETC)	Estimate at Completion (EAC)	Variance at Completion	Current Year Budget FY2021-22	Open Encumbrance	Current Year Expenditures	Budget Balance	Budget Requirements
DESIGN	\$0	0%	\$0	\$0	\$0	\$0	\$0	\$0	\$0	\$0	\$0	\$0	\$0
CONSTRUCTION	\$90,000	0%	\$0	\$0	\$0	\$90,000	\$90,000	\$0	\$90,000	\$0	\$0	\$90,000	\$0
CEI	\$0	0%	\$0	\$0	\$0	\$0	\$0	\$0	\$0	\$0	\$0	\$0	\$0
Total:	\$90,000	0%	\$0	\$0	\$0	\$90,000	\$90,000	\$0	\$90,000	\$0	\$0	\$90,000	\$0

PROJECT DESCRIPTION/TEAM

Limits: From Heights Lane To Citrus Tree Lane

CIP Number: 01785268

Contract Number: N/A

Phase Work Order: N/A

Commissioner District: 4

Phase (Primary): Design

Phase (Secondary): ROW

Referendum Exhibit: Exhibit C - Sidewalk / ADA Improvements

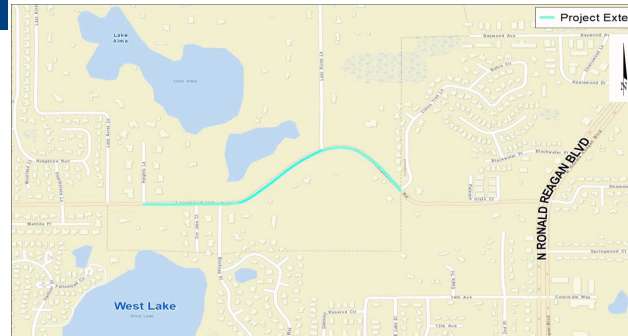
Project Management Team:

County Project Mgr.: Rebecca Plumlee SCPW

Consultant Project Mgr.: SCPW

CEI/Construction Mgr.: Sam Moussa SCPW

Construction Contractor: TBD



PROJECT SCOPE

This project will construct sidewalks within the Longwood Hills Subdivision to enhance safety for pedestrians.

ACCOMPLISHMENTS

- 60% Plans complete.

ISSUES/RISKS/CHANGES

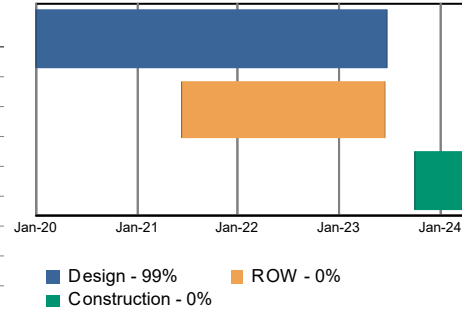
- Owner may not be willing to provide right-of-way.

FUNDING AGENCY -- MANAGING AGENCY -- GRANT/AGCY

Design: 3rd Gen. - SCPW **Const.:** 3rd Gen. - SCPW
ROW: 3rd Gen. - SCPW **CEI:** 3rd Gen. - SCPW

SCHEDULE

Description	Current Start	Current Finish	Baseline Start	Baseline Finish
Issue NTP to PM	1/15/20	1/15/20	1/15/20	1/15/20
PE Begin - Kickoff Meeting (NTP)	1/23/20	1/23/20	1/23/20	1/23/20
ROW Phase Summary	7/2/21	7/6/23	7/2/21	7/6/23
100% Plans Development	12/31/21	6/17/22	12/31/21	6/17/22
Production Date (Design Phase Completed)	7/6/23	7/6/23	7/6/23	7/6/23
Advertisement Date/Open Bids	9/4/23	10/16/23	9/4/23	10/16/23
PCD Contract Executed	10/24/23	10/24/23	10/24/23	10/24/23
Construction NTP	11/1/23	11/1/23	11/1/23	11/1/23
Construction Substantial Completion	4/23/24	4/23/24	4/23/24	4/23/24
Construction Final Completion	6/4/24	6/4/24	6/4/24	6/4/24
Project Complete	2/11/25	2/11/25	2/11/25	2/11/25



PROGRESS SUMMARY

- ROW donations expected for this project. PM requested a work order with Ed Barfield on 11-Mar-20.
- Currently, no ROW budget for this project.
- Currently completing 90% plans.
- Re-evaluating right-of-way requirements
- Project was put on hold.

FINANCIAL STATUS

Description	PROJECT TO DATE								CURRENT YEAR			FUTURE	
	Total Investment Cost (TIC)	% Complete	Planned Value	Earned Value	Actual Cost (ACWP)	Estimate to Complete (ETC)	Estimate at Completion (EAC)	Variance at Completion	Current Year Budget FY2021-22	Open Encumbrance	Current Year Expenditures	Budget Balance	Budget Requirements
PROF SVCS	\$2,309	99%	\$2,285	\$2,285	\$2,309	\$0	\$2,309	\$0	\$0	\$0	\$0	\$0	\$0
DESIGN	\$10,000	99%	\$3,349	\$9,900	\$0	\$10,000	\$10,000	\$0	\$12,691	\$0	\$0	\$12,691	(\$2,691)
ROW	\$141,512	0%	\$14,792	\$0	\$0	\$141,512	\$141,512	\$0	\$0	\$0	\$0	\$0	\$141,512
CONSTRUCTION	\$416,044	0%	\$0	\$0	\$0	\$416,044	\$416,044	\$0	\$0	\$0	\$0	\$0	\$416,044
CEI	\$62,407	0%	\$0	\$0	\$0	\$62,407	\$62,407	\$0	\$0	\$0	\$0	\$0	\$62,407
Total:	\$632,271	2%	\$20,426	\$12,186	\$2,309	\$629,962	\$632,271	\$0	\$12,691	\$0	\$0	\$12,691	\$617,271

PROJECT DESCRIPTION/TEAM

Limits: Along Oranole Way and Linneal Beach Drive from Orange County border to Playa Way.

CIP Number: 02207081

Contract Number:

Phase Work Order:

Commissioner District: 3

Phase (Primary): Design

Phase (Secondary): N/A

Referendum Exhibit: Exhibit C - Sidewalk / ADA Improvements

Project Management Team:

County Project Mgr.: Rebecca Plumlee SCPW

Consultant Project Mgr.: SCPW

CEI/Construction Mgr.: TBD

Construction Contractor: TBD



PROJECT SCOPE

Design and construction 1,600 linear feet of 5ft concrete sidewalk along south side of Oranole Way and along the south side of Linneal Beach Drive.

ACCOMPLISHMENTS

- Technical Scope complete.

ISSUES/RISKS/CHANGES

- No Issues.

PROGRESS SUMMARY

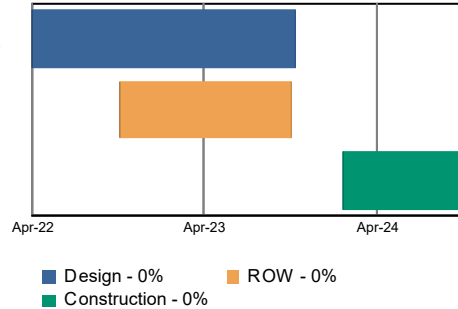
-Began 0% Public Involvement process on January 25, 2022.

FUNDING AGENCY -- MANAGING AGENCY -- GRANT/AGCY

Design: 3rd Gen. - SCPW	Const.: 3rd Gen. - SCPW
ROW: 3rd Gen. - SCPW	CEI: 3rd Gen. - SCPW

SCHEDULE

Description	Current Start	Current Finish	Baseline Start	Baseline Finish
Issue NTP to PM	10/1/21	10/1/21	10/1/21	10/1/21
PE Begin - Kickoff Meeting (NTP)	4/18/22	4/18/22	4/18/22	4/18/22
30% Plans Development	4/18/22	7/26/22	4/18/22	7/26/22
60% Plans Development	7/27/22	12/15/22	7/27/22	12/15/22
ROW Phase Summary	10/20/22	10/19/23	10/20/22	10/19/23
90% Plans Development	12/16/22	12/22/22	12/16/22	12/22/22
100% Plans Development	3/30/23	7/6/23	3/30/23	7/6/23
Production Date (Design Phase Completed)	10/19/23	10/19/23	10/19/23	10/19/23
Advertisement Date/Open Bids	12/18/23	1/26/24	12/18/23	1/26/24
PCD Contract Executed	2/5/24	2/5/24	2/5/24	2/5/24
Construction NTP	2/7/24	2/7/24	2/7/24	2/7/24
Construction Final Completion	11/6/24	11/6/24	11/6/24	11/6/24
Project Complete	7/16/25	7/16/25	7/16/25	7/16/25



FINANCIAL STATUS

Description	PROJECT TO DATE								CURRENT YEAR			FUTURE	
	Total Investment Cost (TIC)	% Complete	Planned Value	Earned Value	Actual Cost (ACWP)	Estimate to Complete (ETC)	Estimate at Completion (EAC)	Variance at Completion	Current Year Budget FY2021-22	Open Encumbrance	Current Year Expenditures	Budget Balance	Budget Requirements
DESIGN	\$50,000	0%	\$0	\$0	\$0	\$50,000	\$50,000	\$0	\$50,000	\$0	\$0	\$50,000	\$0
ROW	\$25,000	0%	\$0	\$0	\$0	\$25,000	\$25,000	\$0	\$25,000	\$0	\$0	\$25,000	\$0
CONSTRUCTION	\$153,000	0%	\$0	\$0	\$0	\$153,000	\$153,000	\$0	\$153,000	\$0	\$0	\$153,000	\$0
CEI	\$17,000	0%	\$0	\$0	\$0	\$17,000	\$17,000	\$0	\$17,000	\$0	\$0	\$17,000	\$0
Total:	\$245,000	0%	\$0	\$0	\$0	\$245,000	\$245,000	\$0	\$245,000	\$0	\$0	\$245,000	\$0

PROJECT DESCRIPTION/TEAM

Limits: Various Locations in Sanlando Estates
 Subdivision

CIP Number: 01785259

Contract Number: N/A

Phase Work Order: N/A

Commissioner District: 3

Phase (Primary): Design

Phase (Secondary):

Referendum Exhibit: Exhibit C - Sidewalk / ADA Improvements

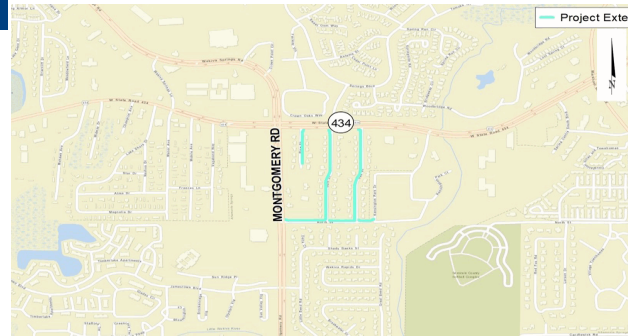
Project Management Team:

County Project Mgr.: Rebecca Plumlee SCPW

Consultant Project Mgr.: SCPW

CEI/Construction Mgr.: Steve Thomas SCPW

Construction Contractor: Cathcart Construction TBD



PROJECT SCOPE

To construct sidewalks along the east side of Pine Street , west side of Gum Street, west side of Oak Street, and north side of North Street.

ACCOMPLISHMENTS

- Final Plans complete.

ISSUES/RISKS/CHANGES

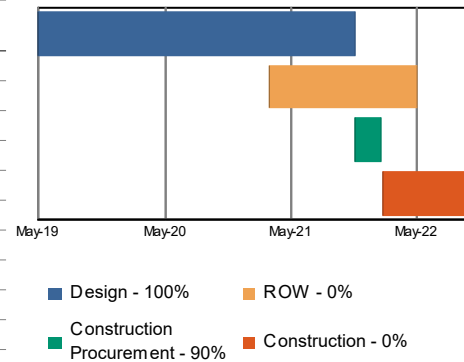
- Project moving forward sidewalks not requiring ROW. Will continue to pursue ROW at a future date.

FUNDING AGENCY -- MANAGING AGENCY -- GRANT/AGCY

Design: 3rd Gen. - SCPW **Const.:** 3rd Gen. - SCPW
ROW: 3rd Gen. - SCPW **CEI:** 3rd Gen. - SCPW

SCHEDULE

Description	Current Start	Current Finish	Baseline Start	Baseline Finish
Issue NTP to PM	8/1/19	8/1/19	8/1/19	8/1/19
PE Begin - Kickoff Meeting (NTP)	8/1/19	8/1/19	8/1/19	8/1/19
Public Meeting	2/1/21	2/1/21	2/1/21	2/1/21
ROW Phase Summary	5/17/21	5/18/22	5/17/21	5/18/22
Production Date (Design Phase Completed)	11/23/21	11/23/21	11/23/21	11/23/21
Advertisement Date/Open Bids	12/1/21	12/16/21	12/1/21	12/16/21
PCD Contract Executed	2/8/22	2/8/22	1/3/22	1/3/22
Construction NTP	2/14/22	2/14/22	2/14/22	2/14/22
Construction Final Completion	11/15/22	11/15/22	11/15/22	11/15/22
Project Complete	7/25/23	7/25/23	7/25/23	7/25/23



PROGRESS SUMMARY

- Right-of-way Purchase Agreement was sent to the Orlando Diocese on May 19, 2021 and we are waiting for a response.
 - Construction Work order was executed on January 27, 2022.
 - Notice to Proceed will be February 11, 2022.

FINANCIAL STATUS

Description	PROJECT TO DATE								CURRENT YEAR			FUTURE	
	Total Investment Cost (TIC)	% Complete	Planned Value	Earned Value	Actual Cost (ACWP)	Estimate to Complete (ETC)	Estimate at Completion (EAC)	Variance at Completion	Current Year Budget FY2021-22	Open Encumbrance	Current Year Expenditures	Budget Balance	Budget Requirements
DESIGN	\$21,358	100%	\$21,258	\$21,258	\$21,358	\$0	\$21,358	\$0	\$18,642	\$0	\$0	\$18,642	(\$18,642)
ROW	\$9,431	0%	\$5,427	\$0	\$0	\$9,431	\$9,431	\$0	\$0	\$0	\$0	\$0	\$9,431
CONSTRUCTION	\$385,373	0%	\$0	\$0	\$0	\$385,373	\$385,373	\$0	\$333,330	\$357,198	\$0	(\$23,868)	\$52,043
CEI	\$57,806	0%	\$0	\$0	\$0	\$57,806	\$57,806	\$0	\$50,000	\$0	\$0	\$50,000	\$7,806
Total:	\$473,968	4%	\$26,685	\$21,258	\$21,358	\$452,610	\$473,968	\$0	\$401,972	\$357,198	\$0	\$44,774	\$50,638

Monthly Report Date 17-February-2022

PROJECT DESCRIPTION/TEAM

Limits: Existing Stormwater Pond PO238 off of Alton Drive west of Lake Asher

CIP Number: 01785521/01785434

Contract Number: PS-1998-18

Phase Work Order: 20

Commissioner District: 3

Phase (Primary): Environmental

Phase (Secondary): Monitoring

Referendum Exhibit: Exhibit C - Stormwater and Water Quality

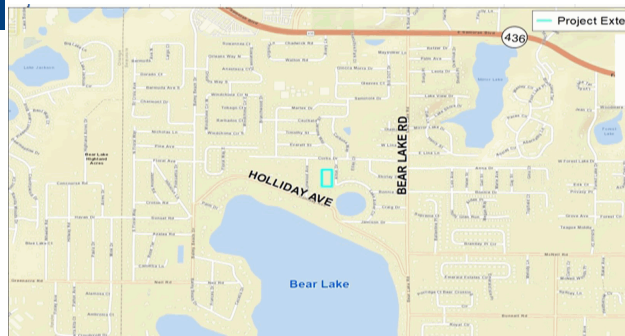
Project Management Team:

County Project Mgr.: Shannon Wetzel SCPW

Consultant Project Mgr.: Chris Fagerstrom ECT

CEI/Construction Mgr.: N/A

Construction Contractor: N/A



PROJECT SCOPE

Retrofit an existing stormwater pond to improve water quality for Lake Asher, Bear Lake Chain, and Wekiva River.

ACCOMPLISHMENTS

- Installed monitoring equipment.
- Sample collection on-going after qualifying storm events

ISSUES/RISKS/CHANGES

- No issues

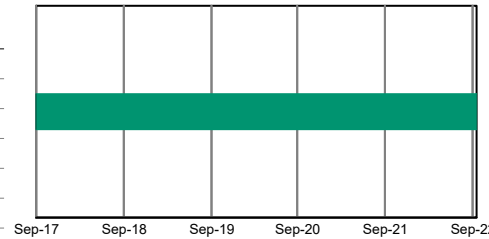
FUNDING AGENCY -- MANAGING AGENCY -- GRANT/AGCY

Design: 3rd/DEP Grant - SCPW/Grant **Const.:** 3rd/DEP Grant - SCPW/Grant

ROW: N/A - **CEI:** 3rd/DEP Grant - SCPW/Grant

SCHEDULE

Description	Current	Current	Baseline	Baseline
	Start	Finish	Start	Finish
Issue NTP to PM	9/27/17	9/27/17	9/27/17	9/27/17
Data Collection	8/2/21	8/2/22	8/2/21	8/2/22
Data Collection Start	8/2/21	8/2/21	8/2/21	8/2/21
Submit Draft Report to County	8/3/22	8/3/22	8/3/22	8/3/22
Submit Final Report to County	9/5/22	9/5/22	9/5/22	9/5/22
Project Complete	6/23/23	6/23/23	6/23/23	6/23/23



■ New ■ New
■ Planning - 15% ■ New
■ New

PROGRESS SUMMARY

- Site kick-off meeting held May 5, 2021.
- Grant amendment end date extended to 12/30/2022 to allow for a year of monitoring and final report prep.
- Monitoring equipment installed May 2021.
- Data Collection on going

FINANCIAL STATUS

Description	PROJECT TO DATE								CURRENT YEAR				FUTURE
	Total Investment	% Complete	Planned Value	Earned Value	Actual Cost (ACWP)	Estimate to Complete (ETC)	Estimate at Completion (EAC)	Variance at Completion	Current Year Budget FY2021-22	Open Encumbrance	Current Year Expenditures	Budget Balance	Budget Requirements
PROF SVCS	\$82,413	15%	\$67,456	\$12,362	\$31,214	\$70,739	\$101,953	(\$19,540)	\$22,924	\$70,739	\$9,042	(\$56,857)	\$56,857
DESIGN	\$45,896	0%	\$39,489	\$0	\$45,896	\$0	\$45,896	\$0	\$78,866	\$0	\$0	\$78,866	(\$79,368)
CONSTRUCTION	\$1,004,290	0%	\$987,891	\$0	\$1,001,290	\$3,000	\$1,004,290	\$0	\$223,350	\$0	\$0	\$223,350	(\$442,820)
Total:	\$1,132,599	1%	\$1,094,835	\$12,362	\$1,078,400	\$73,739	\$1,152,139	(\$19,540)	\$325,140	\$70,739	\$9,042	\$245,358	(\$465,330)

PROJECT DESCRIPTION/TEAM

Limits: Bear Gully Lake

CIP Number: 02207092

Contract Number: TBD

Phase Work Order: TBD

Commissioner District: 1

Phase (Primary): Study

Phase (Secondary):

Referendum Exhibit: Exhibit C - Stormwater and Water Quality

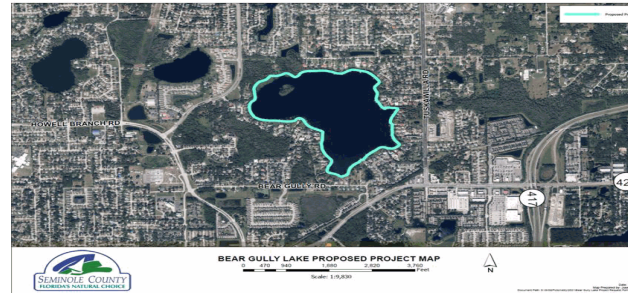
Project Management Team:

County Project Mgr.: Shannon Wetzel SCPW

Consultant Project Mgr.: TBD TBD

CEI/Construction Mgr.: N/A N/A

Construction Contractor: N/A N/A



PROJECT SCOPE

- Update Bear Gully nutrient loading model with additional hydrology and water quality data.

ACCOMPLISHMENTS

- N/A

ISSUES/RISKS/CHANGES

- No Issues

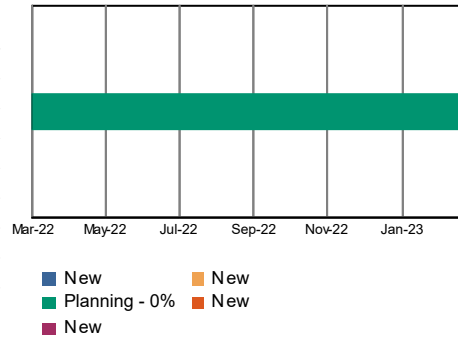
FUNDING AGENCY -- MANAGING AGENCY -- GRANT/AGCY

Design: 3rd Gen. - SCPW **Const.:** N/A -

ROW: N/A - **CEI:** N/A -

SCHEDULE

Description	Current	Current	Baseline	Baseline
	Start	Finish	Start	Finish
Issue NTP to PM	3/31/22	3/31/22	3/31/22	3/31/22
Model Update	3/31/22	2/1/23	3/31/22	2/1/23
Draft Report Preparation	2/2/23	2/22/23	2/2/23	2/22/23
Draft Report Review by PM	2/23/23	3/1/23	2/23/23	3/1/23
Final Report Preparation	3/2/23	3/22/23	3/2/23	3/22/23
Final Report Preparation by PM	3/23/23	3/29/23	3/23/23	3/29/23
Report Presentation	3/30/23	3/30/23	3/30/23	3/30/23
Project Complete	12/7/23	12/7/23	12/7/23	12/7/23



PROGRESS SUMMARY

- Coordinating Scope of Work

FINANCIAL STATUS

Description	PROJECT TO DATE								CURRENT YEAR			FUTURE	
	Total Investment	% Complete	Planned Value	Earned Value	Actual Cost (ACWP)	Estimate to Complete (ETC)	Estimate at Completion (EAC)	Variance at Completion	Current Year Budget FY2021-22	Open Encumbrance	Current Year Expenditures	Budget Balance	Budget Requirements
PROF SVCS	\$25,000	0%	\$0	\$0	\$0	\$25,000	\$25,000	\$0	\$25,000	\$0	\$0	\$25,000	\$0
Total:	\$25,000	0%	\$0	\$0	\$0	\$25,000	\$25,000	\$0	\$25,000	\$0	\$0	\$25,000	\$0

Monthly Report Date 17-February-2022

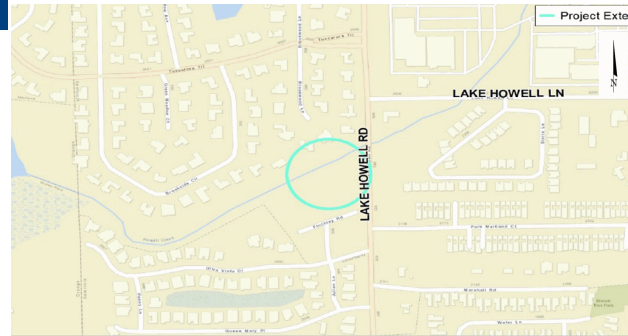
PROJECT DESCRIPTION/TEAM

Limits: at Howell Creek weir west of Lake Howell Rd

CIP Number: 02107069
 Contract Number: PS-1998-18
 Phase Work Order: 19
 Commissioner District: 4
 Phase (Primary): Construction
 Phase (Secondary): Monitoring & Sampling
 Referendum Exhibit: Exhibit C - Stormwater and Water Quality

Project Management Team:

County Project Mgr.: Shannon Wetzel SCPW
 Consultant Project Mgr.: Chris Fagerstrom ECT
 CEI/Construction Mgr.: N/A
 Construction Contractor: N/A



PROJECT SCOPE

This project is Phase II to the Howell Creek Nutrient Removal Pilot Project. Study will monitor the effectiveness of 3 different biosorptive media types.

ACCOMPLISHMENTS

- Received preliminary results from ECT.

ISSUES/RISKS/CHANGES


- No Issues

FUNDING AGENCY -- MANAGING AGENCY -- GRANT/AGCY

Design: 3rd Gen. - SCPW **Const.:** N/A -
ROW: N/A - **CEI:** N/A -

SCHEDULE

Description	Current		Baseline	
	Start	Finish	Start	Finish
Issue NTP to PM	11/17/20	11/17/20	11/17/20	11/17/20
Data Collection	2/1/21	7/29/22	2/1/21	6/1/22
Submit Draft Report to County	8/26/22	8/26/22	8/3/22	8/3/22
Submit Final Report to County	9/20/22	9/20/22	9/22/22	9/22/22
Project Complete	6/9/23	6/9/23	6/9/23	6/9/23



Dec-20 Apr-21 Aug-21 Dec-21 Apr-22 Aug-22

■ New ■ New
 ■ Planning - 50% ■ New
 ■ New

PROGRESS SUMMARY

- Sample collection resumed in October 2021
 - Received preliminary results from ECT in August.
 - WO amendment for a time extension to Sept 30, 2022 issued to account for low water levels and sampling delays
 - sample collection on-going

FINANCIAL STATUS

Description	PROJECT TO DATE								CURRENT YEAR			FUTURE	
	Total Investment Cost (TIC)	% Complete	Planned Value	Earned Value	Actual Cost (ACWP)	Estimate to Complete (ETC)	Estimate at Completion (EAC)	Variance at Completion	Current Year Budget FY2021-22	Open Encumbrance	Current Year Expenditures	Budget Balance	Budget Requirements
DESIGN	\$60,396	50%	\$31,875	\$30,198	\$30,515	\$48,737	\$79,252	(\$18,855)	\$29,881	\$48,737	\$0	(\$18,856)	\$18,856
Total:	\$60,396	50%	\$31,875	\$30,198	\$30,515	\$48,737	\$79,252	(\$18,855)	\$29,881	\$48,737	\$0	(\$18,856)	\$18,856

PROJECT DESCRIPTION/TEAM

Limits: Unincorporated sections of Howell Creek from Lake Howell Rd to Dyson Dr.

CIP Number: 02207093

Contract Number: PS-2826-20/GCM

Phase Work Order: TBD

Commissioner District: 1,2,4

Phase (Primary): Study

Phase (Secondary): N/A

Referendum Exhibit: Exhibit C - Stormwater and Water Quality

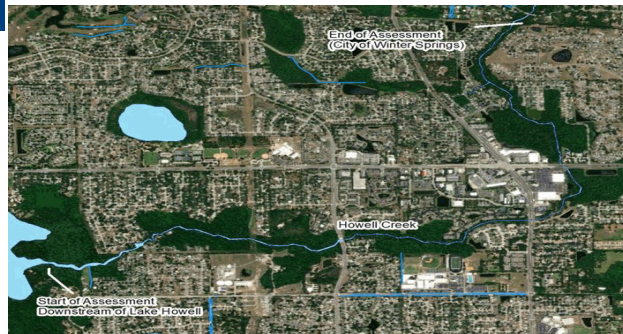
Project Management Team:

County Project Mgr.: Shannon Wetzel SCPW

Consultant Project Mgr.: Steve Collins JMT

CEI/Construction Mgr.: N/A N/A

Construction Contractor: N/A N/A



FUNDING AGENCY -- MANAGING AGENCY -- GRANT/AGCY

Design: 3rd Gen. - SCPW Const.: N/A -
 ROW: N/A - CEI: N/A -

PROJECT SCOPE

Assessment of approximately 4 miles of Howell Creek and its stream banks located within unincorporated Seminole County. Identify areas with bank erosion, instability and flow restrictions with a brief project summary for each problem. Provide appropriate erosion control countermeasures and/or structural improvements for problem areas.

ACCOMPLISHMENTS


- Work order issued

ISSUES/RISKS/CHANGES

- No Issues

SCHEDULE

Description	Current		Baseline	
	Start	Finish	Start	Finish
Issue NTP to PM	12/15/21	12/15/21	12/15/21	12/15/21
Field Recon/Data Collection	12/15/21	4/12/22	12/15/21	4/12/22
Draft Report Preparation	4/13/22	7/12/22	4/13/22	7/12/22
Draft Report Review by PM	7/13/22	8/16/22	7/13/22	8/16/22
Final Report Preparation	8/17/22	9/6/22	8/17/22	9/6/22
Final Report Review by PM	9/7/22	9/13/22	9/7/22	9/13/22
Report Presentation	9/14/22	9/14/22	9/14/22	9/14/22
Project Complete	5/24/23	5/24/23	5/24/23	5/24/23



Dec-21 Jan-22 Feb-22 Mar-22 Apr-22 May-22 Jun-22 Jul-22 Aug-22

■ New ■ New
 ■ Planning - 0% ■ New
 ■ New

PROGRESS SUMMARY

- Work order executed 12/9/21.
- Kick off meeting held December 15.
- Field assessments started in January

FINANCIAL STATUS

Description	PROJECT TO DATE								CURRENT YEAR			FUTURE	
	Total Investment Cost (TIC)	% Complete	Planned Value	Earned Value	Actual Cost (ACWP)	Estimate to Complete (ETC)	Estimate at Completion (EAC)	Variance at Completion	Current Year Budget FY2021-22	Open Encumbrance	Current Year Expenditures	Budget Balance	Budget Requirements
PROF SVCS	\$70,000	0%	\$12,143	\$0	\$0	\$70,000	\$70,000	\$0	\$70,000	\$69,814	\$0	\$186	\$0
Total:	\$70,000	0%	\$12,143	\$0	\$0	\$70,000	\$70,000	\$0	\$70,000	\$69,814	\$0	\$186	\$0

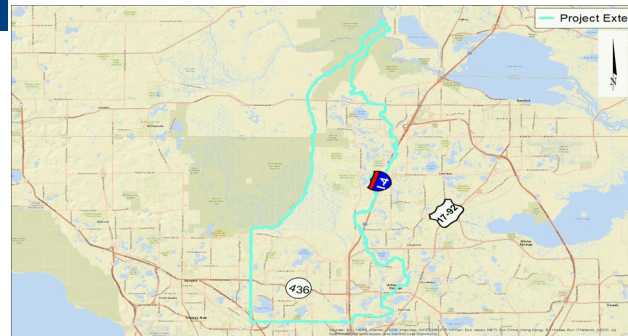
PROJECT DESCRIPTION/TEAM

Limits: groundwater wells are located with the Wekiva Priority Focus Area

CIP Number: 02007024
 Contract Number: PS-1709-18
 Phase Work Order: 15
 Commissioner District: 3,5
 Phase (Primary): Environmental
 Phase (Secondary): PHASE II
 Referendum Exhibit: Exhibit C - Stormwater and Water Quality

Project Management Team:

County Project Mgr.: Shannon Wetzel SCPW
 Consultant Project Mgr.: Lance Lumbard Wood
 CEI/Construction Mgr.: N/A
 Construction Contractor: N/A



PROJECT SCOPE

Collection & analysis of groundwater data from a network of wells in the FDEP designated Wekiva Priority Focus Area.

ACCOMPLISHMENTS

- QAPP approved by DEP.
- 4 new well locations selected and installation completed

ISSUES/RISKS/CHANGES


- Lab coordination is on going due to changes in labs from the initial scope. Sampling is anticipated to start first of year 2022

FUNDING AGENCY -- MANAGING AGENCY -- GRANT/AGCY

Design: 3rd Gen/DEP - SCPW **Const.:** N/A -
ROW: N/A - **CEI:** N/A -

SCHEDULE

Description	Current Start	Current Finish	Baseline Start	Baseline Finish
Issue NTP to PM	4/27/20	4/27/20	4/27/20	4/27/20
Study Phase Begins (NTP)	6/10/21	6/10/21	6/10/21	6/10/21
Data Collection	2/14/22	4/28/23	1/3/22	4/28/23
Submit Draft Report to County	7/3/23	7/3/23	7/3/23	7/3/23
Submit Final Report to County	9/4/23	9/4/23	9/4/23	9/4/23
Project Complete	5/13/24	5/13/24	5/13/24	5/13/24



■ New ■ New
 ■ Planning - 15% ■ New
 ■ New

PROGRESS SUMMARY

- QAPP submitted to DEP and approved July 20, 2021
- Four (4) new well locations determined
- monitoring well installation started October 14, completed October 19
- Sampling scheduled to start February, 2022

FINANCIAL STATUS

Description	PROJECT TO DATE								CURRENT YEAR			FUTURE	
	Total Investment Cost (TIC)	% Complete	Planned Value	Earned Value	Actual Cost (ACWP)	Estimate to Complete (ETC)	Estimate at Completion (EAC)	Variance at Completion	Current Year Budget FY2021-22	Open Encumbrance	Current Year Expenditures	Budget Balance	Budget Requirements
PROF SVCS	\$221,780	15%	\$52,730	\$33,267	\$45,703	\$176,077	\$221,780	\$0	\$8,496	\$82,023	\$4,909	(\$78,436)	\$172,490
DESIGN	\$0	0%	\$0	\$0	\$0	\$0	\$0	\$0	\$0	\$0	\$0	\$0	\$0
CONSTRUCTION	\$0	0%	\$0	\$0	\$0	\$0	\$0	\$0	\$80,710	\$0	\$0	\$80,710	(\$168,325)
CEI	\$0	0%	\$0	\$0	\$0	\$0	\$0	\$0	\$0	\$0	\$0	\$0	\$0
Total:	\$221,780	15%	\$52,730	\$33,267	\$45,703	\$176,077	\$221,780	\$0	\$89,205	\$82,023	\$4,909	\$2,274	\$4,164

Monthly Report Date 17-February-2022

PROJECT DESCRIPTION/TEAM

Limits: Wekiva Basin (Big Wekiva)

CIP Number: 01785440

Contract Number: PS-0201-15

Phase Work Order: 6

Commissioner District: 3

Phase (Primary): Study

Phase (Secondary):

Referendum Exhibit: Exhibit C - Stormwater and Water Quality

Project Management Team:

County Project Mgr.: Thomas Calhoun SCPW

Consultant Project Mgr.: Harvey Harper ERD

CEI/Construction Mgr.: N/A

Construction Contractor: N/A



PROJECT SCOPE

The purpose of this study is to develop accurate nutrient and hydrologic data for the protection and restoration of water resources.

ACCOMPLISHMENTS

- Phase 1 study phase began.

ISSUES/RISKS/CHANGES

- No issues

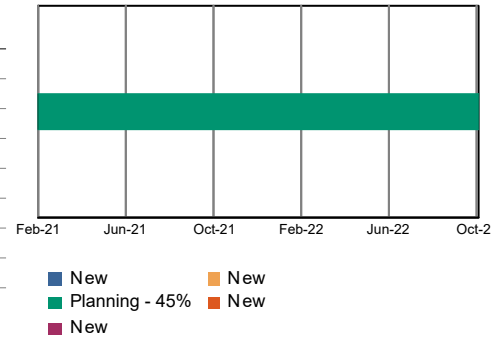
FUNDING AGENCY -- MANAGING AGENCY -- GRANT/AGCY

Design: 3rd Gen. - SCPW **Const.:** 3rd Gen. - SCPW

ROW: 3rd Gen. - SCPW **CEI:** 3rd Gen. - SCPW

SCHEDULE

Description	Current Start	Current Finish	Baseline Start	Baseline Finish
Issue NTP to PM	1/25/21	1/25/21	1/25/21	1/25/21
Study Phase Begins/Kickoff Meeting (NTP)	2/23/21	2/23/21	2/23/21	2/23/21
Phase I Field Collection w/Monthly Samples	2/23/21	4/18/22	2/23/21	4/18/22
Phase II Data Analysis, Budget, Modeling	4/19/22	8/8/22	4/19/22	8/8/22
Draft Report	8/9/22	10/4/22	8/9/22	10/4/22
Final Report	10/5/22	10/24/22	10/5/22	10/24/22
Community Presentation Meeting	10/25/22	10/25/22	10/25/22	10/25/22
Project Complete	7/4/23	7/4/23	7/4/23	7/4/23



PROGRESS SUMMARY

- Currently it is approximately at 80% for monthly sampling and 60% for groundwater seepage monthly sampling.
 - Phase 1 (~60% complete) is field data collection for a period of 1 year or upon fulfillment of the required number of monthly samples.
 - Phase 2 (0% complete) is data analysis, budget, and modeling which concludes with final report and community presentation.

FINANCIAL STATUS

Description	PROJECT TO DATE								CURRENT YEAR			FUTURE	
	Total Investment Cost (TIC)	% Complete	Planned Value	Earned Value	Actual Cost (ACWP)	Estimate to Complete (ETC)	Estimate at Completion (EAC)	Variance at Completion	Current Year Budget FY2021-22	Open Encumbrance	Current Year Expenditures	Budget Balance	Budget Requirements
PROF SVCS	\$150,000	45%	\$64,576	\$67,500	\$54,143	\$95,857	\$150,000	\$0	\$104,675	\$83,664	\$8,818	\$12,193	\$0
ROW	\$0	0%	\$0	\$0	\$0	\$0	\$0	\$0	\$0	\$0	\$0	\$0	\$0
CONSTRUCTION	\$0	0%	\$0	\$0	\$0	\$0	\$0	\$0	\$0	\$0	\$0	\$0	\$0
Total:	\$150,000	45%	\$64,576	\$67,500	\$54,143	\$95,857	\$150,000	\$0	\$104,675	\$83,664	\$8,818	\$12,193	\$0

Monthly Report Date 17-February-2022

PROJECT DESCRIPTION/TEAM

Limits: Lake Jesup (Howell Creek)

CIP Number: 01785441

Contract Number: PS-0201-15

Phase Work Order: 5

Commissioner District: 4

Phase (Primary): Study

Phase (Secondary):

Referendum Exhibit: Exhibit C - Stormwater and Water Quality

Project Management Team:

County Project Mgr.: Thomas Calhoun SCPW

Consultant Project Mgr.: Harvey Harper ERD

CEI/Construction Mgr.: N/A

Construction Contractor: N/A



PROJECT SCOPE

The purpose of this study is to develop accurate nutrient and hydrologic data for the protection and restoration of water resources and regulatory compliance.

ACCOMPLISHMENTS

- Phase 1 study phase began.

ISSUES/RISKS/CHANGES

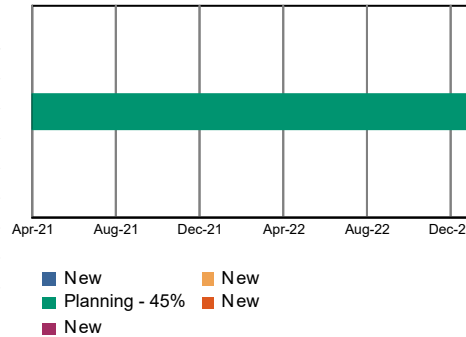
- No Issues

FUNDING AGENCY -- MANAGING AGENCY -- GRANT/AGCY

Design: 3rd Gen. - SCPW **Const.:** N/A -
ROW: N/A - **CEI:** N/A -

SCHEDULE

Description	Current		Baseline	
	Start	Finish	Start	Finish
Issue NTP to PM	1/25/21	1/25/21	1/25/21	1/25/21
Study Phase Begins/Kickoff Meeting (NTP)	4/2/21	4/2/21	4/2/21	4/2/21
Phase I Field Collection w/Monthly Samples	4/2/21	4/28/22	4/2/21	4/28/22
Phase II Data Analysis, Budget, Modeling	4/29/22	10/31/22	4/29/22	10/31/22
Draft Report	11/1/22	12/12/22	11/1/22	12/12/22
Final Report	12/13/22	12/30/22	12/13/22	12/30/22
Community Presentation Meeting	1/2/23	1/2/23	1/2/23	1/2/23
Project Complete	9/11/23	9/11/23	9/11/23	9/11/23



PROGRESS SUMMARY

- Currently it is approximately at 80% for monthly ambient sampling and 65% for monthly groundwater seepage sampling.
- Phase 1 (~70% complete) is field data collection for a period of 1 year or upon fulfillment of the required number of monthly samples.
- Phase 2 (0% complete) is data analysis, budget, and modeling which concludes with final report and community presentation.

FINANCIAL STATUS

Description	PROJECT TO DATE								CURRENT YEAR			FUTURE	
	Total Investment Cost (TIC)	% Complete	Planned Value	Earned Value	Actual Cost (ACWP)	Estimate to Complete (ETC)	Estimate at Completion (EAC)	Variance at Completion	Current Year Budget FY2021-22	Open Encumbrance	Current Year Expenditures	Budget Balance	Budget Requirements
PROF SVCS	\$100,000	45%	\$33,239	\$45,000	\$33,004	\$66,996	\$100,000	\$0	\$73,697	\$55,589	\$6,701	\$11,407	\$0
Total:	\$100,000	45%	\$33,239	\$45,000	\$33,004	\$66,996	\$100,000	\$0	\$73,697	\$55,589	\$6,701	\$11,407	\$0

Monthly Report Date 17-February-2022

PROJECT DESCRIPTION/TEAM

Limits: Watershed area of Lake Sylvan

CIP Number: 01785442

Contract Number: PS-0201-15 (MSA)

Phase Work Order: 3

Commissioner District: 5

Phase (Primary): Study

Phase (Secondary):

Referendum Exhibit: Exhibit C - Stormwater and Water Quality

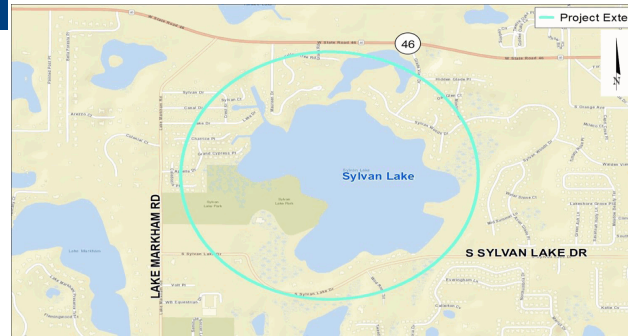
Project Management Team:

County Project Mgr.: Thomas Calhoun SCPW

Consultant Project Mgr.: Harvey Harper ERD

CEI/Construction Mgr.: N/A

Construction Contractor: N/A



PROJECT SCOPE

Detailed nutrient and hydrologic study, quantifying all nutrient sources, including internal loading, ground water, surface water, precipitation, etc.; management plan includes potential structural/ nonstructural water quality improvements.

ACCOMPLISHMENTS

- Phase 1 completed.

ISSUES/RISKS/CHANGES

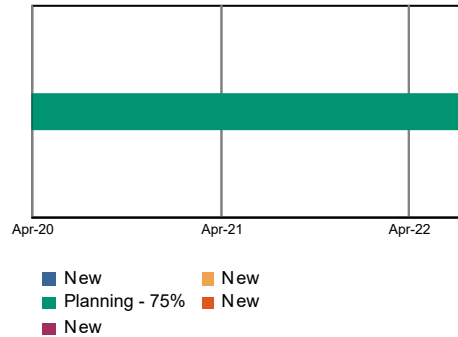
- No Issues

FUNDING AGENCY -- MANAGING AGENCY -- GRANT/AGCY

Design: 3rd Gen. - SCPW **Const.:** N/A -
ROW: N/A - **CEI:** N/A -

SCHEDULE

Description	Current		Baseline	
	Start	Finish	Start	Finish
Issue NTP to PM	4/9/20	4/9/20	4/9/20	4/9/20
Study Phase Begins/Kickoff Meeting (NTP)	4/9/20	4/9/20	4/9/20	4/9/20
Phase I Field Collection w/Monthly Samples	4/9/20	2/1/22	4/9/20	8/5/22
Phase II Data Analysis, Budget, Modeling	2/1/22	4/26/22	8/8/22	10/31/22
Draft Report	4/27/22	7/19/22	11/1/22	1/23/23
Final Report	7/20/22	8/8/22	1/24/23	2/10/23
Community Presentation Meeting	8/9/22	8/9/22	2/13/23	2/13/23
Project Complete	4/18/23	4/18/23	10/23/23	10/23/23



PROGRESS SUMMARY

- Sylvan is at 100% complete for all field monitoring data.
- Data analysis is 100% complete.
- Modeling of Water Quality, Hydrologic Budget, and Nutrient Budget is underway. Data for all County biological data for inclusion into the report has been supplied.
- Phase I is 100% complete. Phase II is 40% complete.

FINANCIAL STATUS

Description	PROJECT TO DATE								CURRENT YEAR			FUTURE	
	Total Investment Cost (TIC)	% Complete	Planned Value	Earned Value	Actual Cost (ACWP)	Estimate to Complete (ETC)	Estimate at Completion (EAC)	Variance at Completion	Current Year Budget FY2021-22	Open Encumbrance	Current Year Expenditures	Budget Balance	Budget Requirements
PROF SVCS	\$167,994	75%	\$88,632	\$125,996	\$129,249	\$38,745	\$167,994	\$0	\$0	\$33,012	\$0	(\$33,012)	\$38,745
DESIGN	\$0	0%	\$0	\$0	\$0	\$0	\$0	\$0	\$70,751	\$0	\$0	\$70,751	(\$141,501)
Total:	\$167,994	75%	\$88,632	\$125,996	\$129,249	\$38,745	\$167,994	\$0	\$70,751	\$33,012	\$0	\$37,739	(\$102,756)



Project Summary Report
Thomas Calhoun Training
Work Mix:

Monthly Report Date 17-February-2022

Jan - 2022

PROJECT DESCRIPTION/TEAM

Limits:

CIP Number:

Contract Number:

Phase Work Order:

Commissioner District:

Phase (Primary):

Phase (Secondary):

Referendum Exhibit:

Project Management Team:

County Project Mgr.:

Consultant Project Mgr.:

CEI/Construction Mgr.:

Construction Contractor:

FUNDING AGENCY -- MANAGING AGENCY -- GRANT/AGCY

Design: - **Const.:** -

ROW: - **CEI:** -

PROJECT SCOPE

ACCOMPLISHMENTS

ISSUES/RISKS/CHANGES

SCHEDULE

Description	Current Start	Current Finish	Baseline Start	Baseline Finish

PROGRESS SUMMARY

FINANCIAL STATUS

Description	PROJECT TO DATE								CURRENT YEAR			FUTURE	
	Total Investment Cost (TIC)	% Complete	Planned Value	Earned Value	Actual Cost (ACWP)	Estimate to Complete (ETC)	Estimate at Completion (EAC)	Variance at Completion	Current Year Budget FY2021-22	Open Encumbrance	Current Year Expenditures	Budget Balance	Budget Requirements
Total:													

Frequently Asked Questions

- 1. What is a Capital Improvements Project (CIP)?**
Any governmental expenditure for the construction, installation and/or renovation of facilities. Capital projects are relatively large scale, non-recurring projects that may require multi-year financing. Expenditures that meet this criteria are included in Seminole County's Capital Improvements Program.
- 2. What type of costs are included in a CIP?**
All design and construction costs and any other costs associated with preparing a facility for use should be included in the project.
- 3. What is an encumbrance?**
The commitment of funds to purchase an item or service. An encumbrance is generated when a purchase order or release order is issued.
- 4. What happens if a department is not able to expend/encumber funds by year-end that were approved in the budget for that fiscal year?**
If a department budgets a certain amount of money for a project within a fiscal year, but the project is not completed and the funds are not expended, the unexpended budget is carried forward to be expended in the next fiscal year.
- 5. How much money/funds are available for projects?**
Funding availability is determined annually and is based on agency priorities and anticipated revenue/financing plans.
- 6. What is the process for amending a CIP budget?**
Changes to a CIP project, which affects the total cost or current budget, requires a budget amendment and either County Manager or BCC approval.
- 7. What is a carry-forward project?**
Any project that spans multiple years and has unspent budget from a previous year that is carried forward to be expended in the next fiscal year.
- 8. How are operating expenditures associated with a CIP handled?**
When a new CIP is requested, all costs, including future operating impacts are considered. Once the project is completed and operational, the operating and maintenance costs should be funded with operating revenues.
- 9. If a project won't begin for three years, would it be included in the Five-Year CIP?**
Yes, all projects that will need some funding within the next five years should be submitted. If projects/costs are known beyond the five-year period, they should also be submitted as future cost needs. These can be included in long-term funding need estimates.
- 10. What do the life to date (LTD) costs & budget represent?**
The LTD costs on the summary schedule represent previous years costs, and budget of only these projects included in the Five-Year CIP Program.

PROJECT TYPE DEFINITIONS

Capital Improvement Project – These are one-time budgets, greater than \$50K that result in new infrastructure or significant improvements. Include all land, design, construction, and operating costs required to complete the project. They are 8 digits in length. EX: 00015002 NEW OXFORD RD WIDENING. CIP projects are eligible for carryforward and are managed by the departments.

Equipment, Studies, Other – These budgets are allocated for all other one-time needs. They primarily include equipment, studies, and other one-time operating projects. Typically, over \$5K. They are 8 digits in length. EX: 00008094 FITNESS EQUIPMENT REPLACEMENT. Equipment, Studies, Other projects are eligible for carryforward and are managed by the departments.

Facilities Projects – These are one-time budgets allocated for improvements to County owned facilities, typically, over \$5K. They are 8 digits in length. EX: 00234820 LAKE MARY LIBRARY PARKING LOT. Facilities projects are eligible for carryforward and are managed by the Facilities Program.

Technology – These are one-time budgets allocated for new software or hardware that will be plugged into the County Network, typically, over \$5K. They are 8 digits in length. EX: 02005023 JDE TELESTAFF INTERFACE. Technology projects are eligible for carryforward and are managed by the Information Services Department,

Fleet – These are one-time budgets allocated for rolling stock and generators. Include all costs associated with putting a vehicle into service. BU Name identifies asset number of the vehicle being replaced. They are 8 digits in length. EX: 01905008 FORD F550 WOODS TRUCK-01374. Fleet projects are eligible for carryforward and are managed by the Fleet Program.

Grants – These are one-time budgets associated with Federal, State, and Local Grant agreements. Must include revenues and expenditures. Also includes grants associated with Capital Projects. They are 8 digits in length. EX: 00276945 DCF REINVESTMENT GRANT 2017-20. Grant projects are eligible for carryforward and are managed by the departments.

**The amendment authority identified are general guidelines that are not intended to conflict with the BCC Administrative Code.*

CAPITAL IMPROVEMENT ELEMENT DEFINITIONS

Transportation Element – Provides goal, objectives and policies within the County's Comprehensive Plan to address the County's transportation needs in terms of safety, capacity, and variety – car, bus, rail, bike and pedestrian. The adopted levels of service vary by the type of road and can be found in the Transportation Element of the Comprehensive Plan.

Drainage Element – Provides goal, objectives and policies within the County's Comprehensive Plan to address adequate drainage, flood control and water quality within the County.

Mass Transit Element – Provides goal, objectives and policies within the County's Comprehensive Plan to address mass transportation. Currently the County is committed to supporting the State in funding mass transit.

Potable Water Element – Provides goal, objectives and policies within the County's Comprehensive Plan to address the provision of clean water to County customers and the protection of water sources from contamination. The adopted level of service is 350 gallons per day per residential unit.

Sanitary Sewer Element – Provides goal, objectives and policies within the County's Comprehensive Plan to insure proper treatment and disposal of wastewater. The adopted level of service is 300 gallons per day per residential unit.

Solid Waste Element – Provides goal, objectives and policies within the County's Comprehensive Plan to address the proper pickup and disposal of solid waste products in the County. The adopted level of landfill disposal is 4.2 lbs. per day per dwelling unit and 4.7 lbs. per employee.

Public Safety Element – Projects that provide for public safety and do not naturally fall into one of the CIE Facility Elements are included in the Capital Improvement Program as a Public Safety project.

Recreation and Open Space Element – Provides goals, objectives and policies within the County's Comprehensive Plan to insure a variety of adequate recreational facilities within the County. The adopted level of service is 3.6 acres of recreational land per 1,000 population of which 1.8 acres is to be developed (such as a ball field), the remainder being left in a more natural state (such as trails).

General Government Element – Projects which do not naturally fall into one of the CIE Facility Elements are included in the Capital Improvement Program as a General Government project.